

Cite this: *RSC Adv.*, 2019, 9, 33460Received 23rd August 2019
Accepted 12th October 2019

DOI: 10.1039/c9ra06646b

rsc.li/rsc-advances

ZnBr₂/Oxone-mediated *ipso*-cyclization of *N*-(3-phenylprop-2-yn-1-yl)aniline†

Keke Huang,^a Jia-Ni Li,^b Guanyinsheng Qiu,^c Wenlin Xie^c and Jin-Biao Liu^{*a}

In this work, a selective synthetic strategy towards 1-azaspiro[4.5]deca-3,6,9-trien-8-ones from *N*-tosyl-*N*-(prop-2-yn-1-yl)aniline is developed. The transformation proceeds smoothly in a mixed solvent including acetonitrile and water when ZnBr₂ and Oxone are employed. Mechanism studies show that the reaction proceeds in a regioselective manner *via* a radical *ipso*-cyclization pathway.

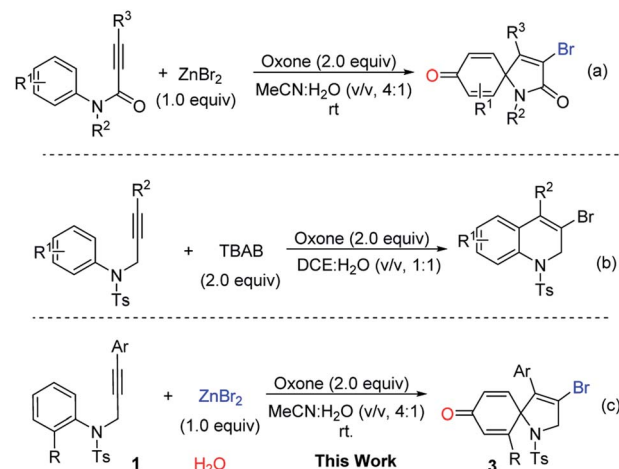
Quaternary carbons are ubiquitous in many useful architectures.¹ Consequently, tremendous effort has been made towards its synthetic methodology development.² Among these established achievements, *ipso*-cyclization of arene served as a powerful tool towards quaternary carbon-containing spirocycles.³ Electrophilic *ipso*-cyclization was initially developed at the beginning of the new century.⁴ To date, many unprecedented advances on electrophilic *ipso*-cyclization have already been witnessed, and a series of spirocyclic compounds were achieved accordingly. In the past years a particular emphasis of synthetic chemists was put on radical *ipso*-cyclization.⁵ Compared to electrophilic *ipso*-cyclization, the radical way was able to be applicable for more substrates with a broader functional group tolerance.

Recently, a formal 6-*endo* radical cyclization of aryl propiolate was developed to construct substituent-shifted isocoumarin derivatives.⁶ Mechanism studies suggested the above formal 6-*endo*-cyclization was constituted by radical α -addition of propiolate, radical *ipso*-cyclization, and ester migration, which caused the shift of the substituents in core of isocoumarin. To provide a hint on this *ipso*-cyclization, many elegant examples were developed on electrophilic and/or radical *ipso*-cyclization of propiolates, leading to spirocycles 1-oxaspiro[4.5]deca-3,6,9-triene-2,8-diones.⁷

As an important analog of propiolate, *N*-aryl propiolamides was reasonable to be investigated for *ipso*-cyclization.⁸ Pleasingly, electrophilic/radical *ipso*-cyclization of *N*-aryl propiolamides was also reached so far. Particularly, for radical pathways, many radical precursors were recognized as efficient

reaction partners. One example from our group indicated that bromo radical was also compatible for the *ipso*-cyclization of *N*-aryl propiolamides, and a series of bromo-containing 1-azaspiro[4.5]deca-3,6,9-triene-2,8-dione was observed (Scheme 1, eqn (a)).⁹ As we know, bromo group served as a versatile building block for structural elaboration through these classical transformations with/without metal catalysis. Interestingly, bromo radical was *in situ* generated in the presence of Oxone and bromo anion. In the process, bromo anion occurred to be oxidized into bromo radical through a single electron oxidation, and triggered the radical *ipso*-cyclization of *N*-aryl propiolamides for the synthesis of 1-azaspiro[4.5]deca-3,6,9-triene-2,8-dione as desired.

Over the past years, our group was focusing intensively on developing a more efficient and more economic system to realize regioselective transformations of alkynes.¹⁰ For instance, we recently reported a base-promoted α -addition of propiolamides, which led to various azetidin-2-ones with high efficiency and good reaction scope.^{10a} In addition, the *ortho*-cyclization reaction of *ortho*-substituent-free *N*-tosyl-*N*-(prop-2-yn-1-yl)aniline was reported by our group under Oxone and tetrabutylammonium



Scheme 1 Proposed route for the synthesis of trienones.

^aSchool of Metallurgical and Chemical Engineering, Jiangxi University of Science and Technology, 86 Hongqi Road, Ganzhou 341000, China. E-mail: liujinbiao@jxust.edu.cn

^bCollege of Biological, Chemical Science and Engineering, Jiaying University, 118 Jiahang Road, Jiaying 314001, China. E-mail: qiuguanyinsheng@mail.zjxu.edu.cn

^cSchool of Chemistry and Chemical Engineering, Hunan University of Science and Technology, Xiangtan 411201, China

^dDepartment of Chemistry, Fudan University, Shanghai, 200438, China

† Electronic supplementary information (ESI) available. See DOI: 10.1039/c9ra06646b



bromide (TBAB), where released a distinctive compound 3-bromo-1-tosyl-1,2-dihydroquinoline derivatives (Scheme 1, eqn (b)).¹¹ As our continuous interest on alkyne-based regioselective transformations and in light of the findings presented in Scheme 1a and b, we would like to disclose the radical *ipso*-cyclization of *N*-(prop-2-yn-1-yl)aniline **1** under mild conditions for the synthesis of 1-azaspiro[4.5]deca-3,6,9-trien-8-one **3** (Scheme 1, eqn (c)). Considering our findings on Oxone chemistry,¹² in this paper we envisioned the radical brominative *ipso*-cyclization of *N*-tosyl-*N*-(prop-2-yn-1-yl)aniline could be activated by Oxone and ZnBr₂. To reduce the possibility of *ortho*-cyclization, the reaction of 2-iodo-*N*-tosyl-*N*-(3-arylprop-2-yn-1-yl)aniline **1a** was herein employed as the model substrate. 2-Iodo-*N*-tosyl-*N*-(3-arylprop-2-yn-1-yl)aniline was often used as a dual-functional building block.¹³

To our delight, a preliminary result from the model reaction of **1a** and ZnBr₂ was favored to deliver the spirocyclic compound 1-azaspiro[4.5]deca-3,6,9-trien-8-one **3a** as expected, and the reaction yield was 70% at room temperature.

Other reaction condition trials on temperature, solvent, and bromo source were optimized accordingly. The results were presented in Table 1. Based on the results, an increase of reaction temperature to 60 °C did not make positive impact on the reaction outcome, just providing the desired product **3a** in 62% yield (entry 2, Table 1). A similar yield was observed when the loading of ZnBr₂ was used (entry 3, Table 1). The reactions using other solvents, including DCE : H₂O (v/v = 1 : 1) and THF : H₂O (v/v = 1 : 1), gave rise to inferior yields (entries 4 and 5, Table 1). Changing the ratio between MeCN and H₂O did not give better yields, suggesting MeCN : H₂O (v/v = 4 : 1) being the

best choice (entries 6 and 7, Table 1). The use of TBAB, KBr or NaBr as a replacement of ZnBr₂ was not favourable for the reaction, resulting in lower yield of the desired product **3a** (entries 8–10 Table 1). The use of 2.0 equiv. of TEMPO as a radical scavenger totally shut the model reaction down, probably suggesting the model reaction going through a radical pathway (entry 11, Table 1).

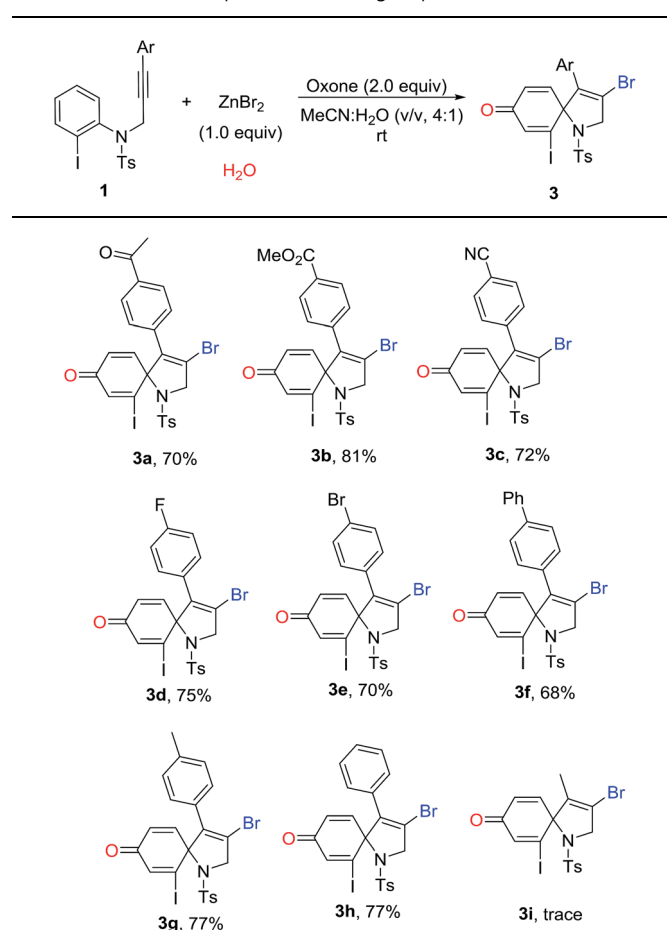
With the optimized conditions in hand, we then explored the reaction generality. The results are illustrated in Table 2. As shown in Table 2, a series of substituted 1-azaspiro[4.5]deca-3,6,9-trien-8-one **3** was achieved in good yields. The substituent Ar effects of aryl alkynes were investigated. The results reveal that both electron-donating groups and electron-deficient groups were compatible for the reactions. For example, the reaction with the substrate containing a 4-cyano-phenyl group on Ar group afforded the desired 1-azaspiro[4.5]deca-3,6,9-trien-8-one **3c** in a 72% yield, while the substrate having a 4-methylphenyl gave the corresponding product **3g** in a 77% yield. Other substituents including 4-acetylphenyl, 4-esterphenyl, 4-fluorophenyl, 4-bromophenyl, and 4-phenylphenyl groups were efficient reaction partners, leading to the corresponding products **3a–3h** in 68–81% yields. However, the

Table 1 Initial studies for the reaction of regioselective spirocyclization of 2-iodo-*N*-tosyl-*N*-(3-arylprop-2-yn-1-yl)aniline^a

Entry	Variation of standard conditions	Yield of 3a ^{a,b} (%)
1	—	70
2	60 °C	62
3	1.5 equiv. ZnBr ₂	70
4	DCE : H ₂ O (v/v = 1 : 1)	61
5	THF : H ₂ O (v/v = 1 : 1)	32
6	MeCN : H ₂ O (v/v, 10 : 1)	67
7	MeCN : H ₂ O (v/v, 1 : 1)	45
8	2.0 equiv. TBAB	47
9	2.0 equiv. KBr	41
10	2.0 equiv. NaBr	38
11	2.0 equiv. TEMPO	0

^a Isolated yield based on **1a**. ^b Standard conditions: **1a** (0.2 mmol), ZnBr₂ (1 equiv.), Oxone (2.0 equiv.), solvent (2 mL), rt, overnight; TBAB = *n*-tetrabutyl ammonium bromide; Oxone = 2KHSO₅·KHSO₄·K₂SO₄.

Table 2 Reaction scope: effect of Ar group^a

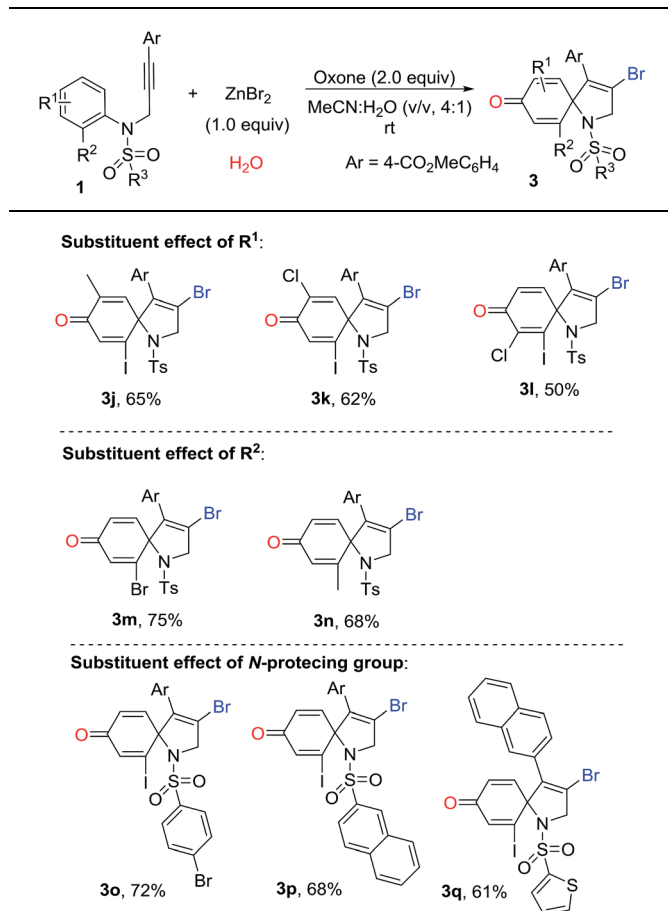


^a Isolated yield based on **1**.

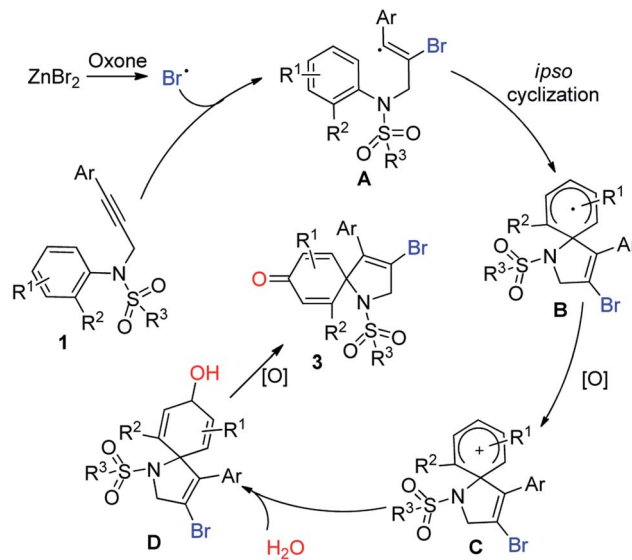
reaction of 2-iodo-*N*-tosyl-*N*-(but-2-yn-1-yl)aniline **1i** became complex, and did not offer the desired product **3i**. It was reasoned that methyl in alkyne took part in the reaction, causing the reaction complex.

Subsequently, we explored the tolerance of substituents on ring of aniline (Table 3). Encouragingly, it seemed that R¹ substituents could be replaced by methyl and chloro. The corresponding products **3j–3l** were obtained in 50–65% yields. For instance, the reaction using the substrate with 5-methyl substituent produced a desired 1-azaspiro[4.5]deca-3,6,9-trien-8-one **3j** in a 65% yield, while using the substrate substituted by 5-chlorogave rise to **3k** in a 62% yield. Surprising, the reaction was suppressed by the presence of the 3-chloro group in substituent R¹, resulting in a decreased yield of **3l** in 50% yield. The substituent effect of R² on the ring of aniline was also exploited. Beside iodo function, it was pleased to find the R² could be also replaced by bromo and methyl, and the yield of corresponding products **3m** and **3n** were 75% and 68%, respectively. It was noteworthy that 1-azaspiro[4.5]deca-3,6,9-trien-8-ones **3b** and **3n** has been synthesized under the standard conditions of Scheme 1b.¹¹ Compared to our previous finding, this results were highlighted by a higher efficiency, indicating a broader reaction scope simultaneously.

Table 3 Reaction scope: substituent effect^a



^a Isolated yield based on **1**.



Scheme 2 Proposed mechanism.

Finally, various *N*-protecting groups were screened. Pleasingly, *N*-tosyl could be replaced with 4-bromophenylsulfonyl, 2-naphthalenesulfonyl, and 2-thiophenesulfonyl. The desired 1-azaspiro[4.5]deca-3,6,9-trien-8-ones **3o–3q** were detected in 61–72% yields. However, when acetyl group or hydrogen atom attached on the nitrogen atom, no desired product was observed.

Enlightened by the above information and the previous results, a plausible mechanism was proposed in Scheme 2. As illustrated in Scheme 2, bromo anion was oxidized into bromo radical,¹⁴ which occurred to undergo regioselective radical α -addition to form an intermediate **A**.¹⁵ Radical *ipso*-cyclization of the intermediate **A** then took place. Followed by oxidation, the spiro intermediate **B** was converted into a spirocation intermediate **C**. Thanks to the use of water as a mixed solvent, herein the intermediate **C** was trapped by water to afford hydroxyl-linked species **D**. Oxidation again provided the final targeted molecules **3**.

In conclusion, we have developed a selective synthetic strategy towards 1-azaspiro[4.5]deca-3,6,9-trien-8-ones from *N*-tosyl-*N*-(prop-2-yn-1-yl)aniline. The transformation proceeded smoothly in a mixed solvent system of MeCN/H₂O when ZnBr₂ and Oxone was employed as the promoters. Mechanism studies showed that the reaction proceeded in a regioselective manner *via* a radical *ipso*-cyclization pathway. It was believed that the products were synthetically versatile since iodo and bromo groups in the product 1-azaspiro[4.5]deca-3,6,9-trien-8-ones was ready to be structurally elaborated through some classical transformations.

Conflicts of interest

There are no conflicts to declare.

Acknowledgements

Financial supports from the Natural Science Foundation of China (nos: 21762018, 21961014 and 21772067), the program of

Qingjiang Excellent Young Talents of Jiangxi University of Science and Technology (JXUSTQJB2018003), China Post-doctoral Science Foundation (2018M630396 for G. Qiu), and Science and Technology Innovation Outstanding Young Talents Program of Jiangxi Province (20192BCBL23009) are gratefully acknowledged.

Notes and references

- 1 For selected review, see: E. A. Peterson and L. E. Overman, *Proc. Natl. Acad. Sci. U. S. A.*, 2004, **101**, 11943.
- 2 For selected reviews on construction of quaternary carbon, see: (a) B. Wang and Y.-Q. Tu, *Acc. Chem. Res.*, 2011, **44**, 1207; (b) Z.-L. Song, C.-A. Fan and Y.-Q. Tu, *Chem. Rev.*, 2011, **111**, 7523; (c) C.-X. Zhuo, C. Zheng and S.-L. You, *Acc. Chem. Res.*, 2014, **47**, 2558; (d) L. Pouysegu, D. Deffieux and S. Quideau, *Tetrahedron*, 2010, **66**, 2235; (e) W. Sun, G. Li, L. Hong and R. Wang, *Org. Biomol. Chem.*, 2016, **14**, 2164; (f) Q. Ding, X. Zhou and R. Fan, *Org. Biomol. Chem.*, 2014, **12**, 4807; (g) Y. Duan, S. Jiang, Y. Han, B. Sun and C. Zhang, *Chin. J. Org. Chem.*, 2016, **36**, 1973.
- 3 For reviews, see: (a) R. Song and Y. Xie, *Chin. J. Chem.*, 2017, **35**, 280; (b) L. Shi, W. Zhang, S. Chen, L. Lu, R. Fan, J. Tan and C. Zheng, *Curr. Org. Chem.*, 2018, **15**, 904; (c) E. Vessally, M. Babazadeh, K. Didehban, A. Hosseinian and L. Edjlali, *Curr. Org. Chem.*, 2018, **22**, 286; (d) C. R. Reddy, S. K. Prajapati, K. Warudikar, R. Ranjan and B. B. Rao, *Org. Biomol. Chem.*, 2017, **15**, 3130; (e) G. Liu, H. Liu, G. Qiu, S. Pu and J. Wu, *Chem. Commun.*, 2012, **48**, 7049; (f) S. Ni, J. Zhou, H. Mei and J. Han, *Tetrahedron Lett.*, 2018, **59**, 1309.
- 4 X. Zhang and R. C. Larock, *J. Am. Chem. Soc.*, 2005, **127**, 12230.
- 5 (a) T. Lanza, R. Leardini, M. Minozzi, D. Nanni, P. Spagnolo and G. Zanardi, *Angew. Chem., Int. Ed.*, 2008, **47**, 9439; (b) Y. Zhou, X. Zhang, Y. Zhang, L. Ruan, J. Zhang, D. Zhang-Negrerie and Y. Du, *Org. Lett.*, 2017, **19**, 150.
- 6 For recent selected examples on *ipso*-cyclization of alkynoate, see: (a) Z. Li, X. Wang, L. Wang and P. Li, *Tetrahedron*, 2019, **75**, 1044; (b) H. Ren, M. Zhang and Q. Ai, *Tetrahedron*, 2018, **74**, 4435; (c) M.-J. Bu, G.-P. Lu and C. Cai, *Catal. Commun.*, 2018, **114**, 70; (d) C. Pan, Y. Chen, S. Song and J. Yu, *J. Org. Chem.*, 2016, **81**, 12065; (e) S. Ni, L. Zhang, W. Zhang, H. Mei, J. Han and Y. Pan, *J. Org. Chem.*, 2016, **81**, 9470; (f) R. Yan, J. Huang, J. Luo, P. Wen, G. Huang and Y. Liang, *Synlett*, 2010, 1071; (g) S. Ni, Y. Zhang, C. Xie, H. Mei, J. Han and Y. Pan, *Org. Lett.*, 2015, **17**, 5524; (h) K. Yan, D. Yang, W. Wei, F. Wang, Y. Shuai, Q. Li and H. Wang, *J. Org. Chem.*, 2015, **80**, 1550; (i) X. Mi, C. Wang, M. Huang, Y. Wu and Y. Wu, *J. Org. Chem.*, 2015, **80**, 148; (j) Y.-F. Zeng, D.-H. Tan, Y. Chen, W.-X. Lv, X.-G. Liu, Q. Li and H. Wang, *Org. Chem. Front.*, 2015, **2**, 1511; (k) W. Xie, Y. Wu, J. Zhang, Q. Mei, Y. Zhang, N. Zhu, R. Liu and H. Zhang, *Eur. J. Med. Chem.*, 2018, **145**, 35.
- 7 For selected example, see: M. D. Aparece and P. A. Vadola, *Org. Lett.*, 2014, **16**, 6008.
- 8 For selected examples, see (a) T.-S. Jiang, X.-G. Zhang and J.-H. Li, *Synthesis*, 2009, **18**, 3029; (b) L. Zhu, Y. Xiong and C. Li, *J. Org. Chem.*, 2015, **80**, 628; (c) L.-J. Wu, F. Tan, M. Li, R.-J. Song and J.-H. Li, *Org. Chem. Front.*, 2017, **4**, 350; (d) X.-H. Yang, X.-H. Ouyang, W.-T. Wei, R.-J. Song and J.-H. Li, *Adv. Synth. Catal.*, 2015, **357**, 1161.
- 9 Y. He and G. Qiu, *Org. Biomol. Chem.*, 2017, **15**, 3485.
- 10 (a) L. Zhang, L. Ma, H. Zhou, J. Yao, X. Li and G. Qiu, *Org. Lett.*, 2018, **20**, 2407; (b) S.-T. Yuan, H. Zhou, L. Gao, J.-B. Liu and G. Qiu, *Org. Lett.*, 2018, **20**, 562; (c) D. Chen, Y. Shan, J. Li, J. You, X. Sun and G. Qiu, *Org. Lett.*, 2019, **21**, 4044; (d) Y.-C. Wang, R.-X. Wang, G. Qiu, H. Zhou, W. Xie and J.-B. Liu, *Org. Chem. Front.*, 2019, **6**, 2471; (e) R. Liu, M. Li, W. Xie, H. Zhou, Y. Zhang and G. Qiu, *J. Org. Chem.*, 2019, **84**, 11763; (f) G. Qiu, M. Mamboury, Q. Wang and J. Zhu, *Angew. Chem., Int. Ed.*, 2016, **55**, 15377; (g) G. Qiu, X. Qiu, J. Liu and J. Wu, *Adv. Synth. Catal.*, 2013, **355**, 2441.
- 11 M. Yang, X. Hu, B. Ouyang, W. Xie and J.-B. Liu, *Tetrahedron*, 2019, **75**, 3516.
- 12 For a review and some results on Oxone chemistry, see: (a) H. Husain, I. R. Green and I. Ahmed, *Chem. Rev.*, 2013, **113**, 3329; (b) G. Qiu, Z.-F. Chen, W. Xie and H. Zhou, *Eur. J. Org. Chem.*, 2019, 4327; (c) Y. Zheng, M. Liu, G. Qiu, W. Xie and J. Wu, *Tetrahedron*, 2019, **75**, 1663; (d) Y.-H. Wang, G. Qiu, H. Zhou, W. Xie and J.-B. Liu, *Tetrahedron*, 2019, **75**, 3850; (e) Y.-H. Wang, B. Ouyang, G. Qiu, W. Xie and J.-B. Liu, *Org. Biomol. Chem.*, 2019, **17**, 4335; (f) L.-H. Lu, S.-J. Zhou, M. Sun, J.-L. Chen, W. Xia, X. Yu, X. Xu and W.-M. He, *ACS Sustainable Chem. Eng.*, 2019, **7**, 1574; (g) L. Y. Xie, S. Peng, F. Liu, G.-R. Chen, W. Xia, X. Yu, W.-F. Li, Z. Cao and W.-M. He, *Org. Chem. Front.*, 2018, **5**, 2604; (h) L.-H. Lu, S.-J. Zhou, W.-B. He, W. Xia, P. Chen, X. Yu, X. Xu and W.-M. He, *Org. Biomol. Chem.*, 2018, **16**, 9064; (i) L.-Y. Xie, S. Peng, T.-G. Fan, Y.-F. Liu, M. Sun, L.-L. Jiang, X.-X. Wang, Z. Cao and W.-M. He, *Sci. China: Chem.*, 2019, **62**, 460.
- 13 For a dual-functional synthon, see: (a) C. Wu, Z. Wang, Z. Hu, F. Zeng, X.-Y. Zhang, Z. Cao, Z. Tang, W.-M. He and X.-H. Xu, *Org. Biomol. Chem.*, 2018, **16**, 3177; (b) L. -Y. Xie, S. Peng, F. Liu, J.-Y. Yi, M. Wang, Z. Tang, X. Xu and W.-M. He, *Adv. Synth. Catal.*, 2018, **360**, 4259; (c) C. Wu, L.-H. Lu, A. -Z. Peng, G.-K. Jia, C. Peng, Z. Cao, Z. Tang, W.-M. He and X. Xu, *Green Chem.*, 2018, **20**, 3683; (d) X. Gong, J. Chen, X. Li, W. Xie and J. Wu, *Chem.-Asian J.*, 2018, **13**, 2543; (e) Y. Zhao, Y. Luo, Y. Zhu, H. Wang, H. Zhou, H. Tan and Z. Zhou, *Synlett*, 2018, **29**, 773; (f) Y.-H. Zhao, Y. Li, M. Luo, Z. Tang and K. Deng, *Synlett*, 2016, **27**, 2597; (g) Y. Zhao, Y. Li, T. Guo, Z. Tang, W. Xie and G. Zhao, *Tetrahedron Lett.*, 2016, **57**, 2257; (h) T. Guo, Y. Liu, Y.-H. Zhao, P.-K. Zhang, S.-L. Han and H.-M. Liu, *Tetrahedron Lett.*, 2016, **57**, 4629; (i) T. Guo, Y. Liu, Y.-H. Zhao, P.-K. Zhang, S.-L. Han and H.-M. Liu, *Tetrahedron Lett.*, 2016, **57**, 3920; (j) L. Zhen, C. Fang, Y. Zheng, G. Qiu, X. Li and H. Zhou, *Tetrahedron Lett.*, 2018, **59**, 3934; (k) Y. Zong, Y. Lang, M. Yang, X. Li, X. Fan and J. Wu, *Org. Lett.*, 2019, **21**, 1935.
- 14 (a) G. Qiu, T. Liu and Q. Ding, *Org. Chem. Front.*, 2016, **3**, 510; (b) K. Moriyama, Y. Nkamura and H. Togo, *Org. Lett.*, 2014,

- 16, 3812; (c) U. Dutta, A. Deb, D. Lupton and D. Maiti, *Chem. Commun.*, 2015, **51**, 17744; (d) A. Podgorsek, S. Stavber, M. Zupan and J. Iskra, *Tetrahedron Lett.*, 2006, **47**, 7245; (e) V. A. Schmidt, R. K. Quinn, A. T. Brusoe and E. J. Alexanian, *J. Am. Chem. Soc.*, 2014, **136**, 14389; (f) T. Liu, M. C. Myers and Y.-Q. Yu, *Angew. Chem., Int. Ed.*, 2017, **56**, 306; (g) X. Deng, H. Cao, C. Chen, H. Zhou and L. Yu, *Sci. Bull.*, 2019, **64**, 1280; (h) L. Yu and X. Huang, *Synlett*, 2007, 1371; (i) L. R. Reddy, B. V. S. Reddy and E. J. Corey, *Org. Lett.*, 2006, **8**, 2819; (j) X.-F. Wu, *Chem.-Asian J.*, 2012, **7**, 2502; (k) X.-F. Wu and H. Neumann, *Adv. Synth. Catal.*, 2012, **354**, 3141; (l) S. Enthaler, *ACS Catal.*, 2013, **3**, 150.
- 15 Regioselective radical reactions see: (a) X. Gong, X. Li, W. Xie, J. Wu and S. Ye, *Org. Chem. Front.*, 2019, **6**, 1863; (b) J. Zhang, W. Xie, S. Ye and J. Wu, *Org. Chem. Front.*, 2019, **6**, 2254; (c) S. Ye, T. Xiang, X. Li and J. Wu, *Org. Chem. Front.*, 2019, **6**, 2183; (d) S. Ye, X. Li, W. Xie and J. Wu, *Asian J. Org. Chem.*, 2019, **8**, 893; (e) X. Wang, M. Yang, W. Xie, X. Fan and J. Wu, *Chem. Commun.*, 2019, **55**, 6010; (f) G. Liu, H. Liu, G. Qiu, S. Pu and J. Wu, *Chem. Commun.*, 2012, **48**, 7049; (g) G. Qiu, K. Zhou and J. Wu, *Chem. Commun.*, 2018, **54**, 12561.