



OPEN

Neuro-adaptive augmented distributed nonlinear dynamic inversion for consensus of nonlinear agents with unknown external disturbance

Sabyasachi Mondal[✉] & Antonios Tsourdos

This paper presents a novel neuro-adaptive augmented distributed nonlinear dynamic inversion (N-DNDI) controller for consensus of nonlinear multi-agent systems in the presence of unknown external disturbance. N-DNDI is a blending of neural network and distributed nonlinear dynamic inversion (DNDI), a new consensus control technique that inherits the features of Nonlinear Dynamic Inversion (NDI) and is capable of handling the unknown external disturbance. The implementation of NDI based consensus control along with neural networks is unique in the context of multi-agent consensus. The mathematical details provided in this paper show the solid theoretical base, and simulation results prove the effectiveness of the proposed scheme.

Cooperation among agents, i.e., the consensus, is a fundamental and essential requirement to execute a complex task cooperatively. In a real-world scenario, the agents face a variety of issues while making the consensus. These issues are associated with communication among the agents, plant's uncertainty and unknown external disturbances. The former does not affect the agent dynamics, but the latter does a lot resulting in a mission failure. Considering the importance of a mission, the researchers focused on designing adaptive controllers capable of handling unknown disturbances. These controllers implement adaptive control laws, including the neural network (NN) based approximation scheme and the conventional linear or nonlinear control theory depending on the plant dynamics. The primary reason for selecting the NN is that it is an efficient technique to approximate unknown nonlinear functions¹, especially the radial basis function (RBF) neural network, which is widely used due to its simple structure. Such neuro-adaptive controllers are proposed to solve a variety of consensus problems. A few examples are mentioned here. A leader-follower synchronization problem for uncertain dynamical nonlinear agents was solved using neuro-adaptive scheme². A cooperative tracking problem of agents with unknown dynamics³ was proposed using a neural network-based controller. A bipartite consensus⁴ was achieved using a neural network to learn the uncertainties of agents. Another leader-follower output consensus problem was solved⁵ using a neuro-adaptive controller for a class of uncertain heterogeneous non-affine pure-feedback multi-agent systems in the presence of time-delay and input saturation. An adaptive leader-following consensus control for a class of strict-feedback agents⁶ was solved using neuro-adaptive control. An exciting example of distributed finite-time formation tracking control problem for multiple unmanned helicopters was presented by Wang et al.⁷. The authors used the radial basis function neural network (RBFNN) technique to design a novel finite-time multivariable neural network disturbance observer (FMNDO) to approximate the unknown external disturbance and model uncertainty law. In addition to nonlinear systems, a neural-network-based leaderless consensus control problem of fractional-order multi-agent systems (FOMASs) with unknown nonlinearities and unknown external disturbances was reported⁸. The effect of actuator fault on consensus asymptotic convergence of nonlinear agents with unknown dynamics was discussed by Li et al.⁹. Other examples include event-triggered consensus control problem for nonstrict-feedback nonlinear systems with a dynamic leader¹⁰, fixed-time leader-follower consensus problem for multi-agent systems (MASs) with output constraints, unknown control direction, unknown system dynamics, an unknown external disturbance¹¹, stochastic nonlinear multi-agent systems with input saturation¹² etc.

Aerospace Engineering, Cranfield University, MK430AL, UK. ✉ email: sabyasachi.mondal@cranfield.ac.uk

These papers implemented a variety of nonlinear controllers (e.g. feedback linearization, Lyapunov function, sliding mode, backstepping etc.) and a neural network approximation for uncertainty and unknown disturbances. In this paper, we have presented a neuro-adaptive augmented distributed controller, which is designed based on Distributed Nonlinear Dynamic Inversion (DNDI)¹³. We named it N-Distributed NDI (N-DNDI). It can be mentioned that the adaptive control expression in the papers mentioned earlier contains a linear or nonlinear error feedback term, and an adaptive term is added to it. However, N-DNDI is a new neuro-adaptive structure augmented in the DNDI frame. The primary reasons for selecting NDI are given as follows.

- The NDI is an effective way to design a controller for plants with nonlinear dynamics. The nonlinearities in the plant are eliminated by using feedback linearization theory. Moreover, the response of the closed-loop plant is similar to a stable linear system.
- The NDI controller has many advantages. Examples of these advantages include 1. simple and closed-form control expression, 2. easily implementable, global exponential stability of the tracking error, 3. use of nonlinear kinematics in the plant inversion, 4. minimize the need for individual gain tuning, etc.

Many researchers have used NDI to solve their research problems. Enns et al.¹⁴ implemented NDI to design a flight controller. Singh et al.¹⁵ developed a controller for autonomous landing of a UAV. Padhi et al.¹⁶ described reactive obstacle avoidance schemes for UAVs in a Partial Integrated Guidance and Control (PIGC) framework using neuro-adaptive augmented dynamic inversion. Mondal et al.¹⁷ applied NDI to propose a formation flying scheme. They presented how the NDI is implemented for tracking the leader's commands in terms of coordinate, velocity, and orientation. Caverly et al.¹⁸ used NDI to control the attitude of a flexible aircraft. Horn et al.¹⁹ designed a controller of rotorcraft using Dynamic Inversion. Lombaerts et al.²⁰ proposed NDI-based attitude control of a hovering quad tilt-rotor eVTOL Vehicle.

The contribution is given as follows.

- In this paper, a novel neuro-adaptive Distributed NDI (N-DNDI) is proposed to achieve the consensus among a class of nonlinear agents in the presence of unknown external disturbance. It can be mentioned that DNDI is a new consensus protocol¹³ and augmentation of the neural network with DNDI is a new formulation. Hence, this is new in the context of MASs and not reported in the literature.
- The main advantage of N-DNDI is it inherits the features of NDI. Moreover, the augmentation of the neural network provides a very good approximation of the unknown external disturbances. Therefore, N-DNDI is a perfect combination for designing consensus controllers for nonlinear agents. The realistic simulation study justifies the effectiveness of blending DNDI and neural networks.
- The formulation to accommodate the neuro-adaptive structure in the DNDI framework is a significant contribution. Moreover, the mathematical details for convergence are provided to show the solid theoretical base of this new controller.

The rest of the paper is organized as follows. In section “[Preliminaries](#)”, preliminaries are given. Section “[Problem formulation](#)” presents the problem definition. The mathematical details of the DNDI are provided in section “[Nominal distributed nonlinear dynamic inversion \(DNDI\) controller](#)”. The mathematical details of N-DNDI are given in section “[Neuro-adaptive augmented DNDI for consensus](#)”. The simulation study is presented in section “[Simulation results](#)”. The conclusion is given in section “[Conclusion](#)”.

Preliminaries

The topics which are relevant to the problem considered in this paper are given in this section.

Consensus of multiple agents. The consensus of MASs on communication network is discussed in this section. The definition of the consensus is given as follows.

Definition 1 Let us consider a MASs with N agents, where X_i , ($i = 1, 2, 3, \dots, N$) denotes the states of the i th agent. The MASs will achieve the consensus if $\|X_i - X_j\| \rightarrow 0, \forall i \neq j$ as $t \rightarrow +\infty$.

The consensus protocol aims to minimize the error in similar states of the individual agent with their neighbour by sharing information over the communication network, which is generally described using graph theory.

Graph theory. The communication among the agents can be represented by a weighted graph written by $G = \{V, E\}$. The vertices $V = \{v_1, v_2, \dots, v_N\}$ of the graph denote the agents, and the set of edges, denoted by $E \subseteq V \times V$, represents the communication among the agents. The weighted adjacency matrix $A = [a_{ij}] \in \mathfrak{R}^{N \times N}$ of G is denoted by $a_{ij} > 0$ if $(v_j, v_i) \in E$, otherwise $a_{ij} = 0$. There is no self loop in the graph. This fact is expressed by selecting the diagonal elements of the adjacency matrix A as zero, i.e., $i \in V, a_{ii} = 0$. The degree matrix is denoted by $D \in \mathfrak{R}^{N \times N} = \text{diag}\{d_1, d_2, \dots, d_N\}$, where $d_i = \sum_{j \in N_i} a_{ij}$. The Laplacian matrix is written as $L = D - A$. A graph with the property that $a_{ij} = a_{ji}$ is said to be undirected graph. If any two nodes $v_i, v_j \in V$, there exists a path from v_i to v_j , then the graph is called a connected graph. In this paper, we suppose that the topology G of the network is undirected and connected.

Radial basis function neural networks (RBFNNs). Due to the ‘linear in the weight’ property, the Neural networks are widely implemented to approximate unknown functions and the radial basis function neural network (RBFNN) is a good candidate²¹. A continuous unknown nonlinear function $\zeta(X) : \mathfrak{X}^n \rightarrow \mathfrak{X}^m$ can be approximated by

$$\zeta(X) = W_{NN}^T \Phi(X) + \epsilon_X \quad (1)$$

where $X \in \mathfrak{X}^n$ is input vector, $W_{NN} \in \mathfrak{R}^{q \times m}$ is the weights of RBFs, $\Phi(X) = [\phi_1(X) \dots \phi_q(X)]^T$ denotes the basis function vector. ‘ q ’ denotes the number of neurons. $\epsilon_X \in \mathfrak{R}^m$ is the approximation error. The i th basis function ϕ_i is given by

$$\phi_i(X) = \exp \frac{(X-\mu_i)^T(X-\mu_i)}{\psi_i^2} ; i = 1, 2, \dots, q. \quad (2)$$

where $\mu_i \in \mathfrak{X}^n$ is the center of the receptors and ψ_i is width of the i th gaussian function.

Useful lemma. The useful lemmas used in this paper are given as follows.

Lemma 1 ²² *The Laplacian matrix L in an undirected graph is semi-positive definite, it has a simple zero eigenvalue and all the other eigenvalues are positive if and only if the graph is connected. Therefore, L is symmetric and it has N non-negative, real-valued eigenvalues $0 = \lambda_1 \leq \lambda_2 \leq \dots \leq \lambda_N$.*

Lemma 2 ²³ *Let $\psi_1(t), \psi_2(t) \in \mathfrak{R}^m$ be continuous positive vector functions, by Cauchy inequality and Young’s inequality, there exists the following inequality:*

$$\begin{aligned} \psi_1(t)\psi_2(t) &\leq \|\psi_1(t)\| \|\psi_2(t)\| \\ &\leq \frac{\|\psi_1(t)\|^{\lambda}}{\lambda} + \frac{\|\psi_2(t)\|^{\zeta}}{\zeta} \end{aligned} \quad (3)$$

where

$$\frac{1}{\lambda} + \frac{1}{\zeta} = 1$$

Lemma 3 ²⁴ *Let $R(t) \in \mathfrak{R}$ be a continuous positive function with bounded initial $R(0)$. If the inequality holds $\dot{R}(t) \leq -\beta R(t) + \eta$ where, $\beta > 0, \eta > 0$, then the following inequality holds.*

$$R(t) \leq R(0)e^{-\beta t} + \frac{\eta}{\beta}(1 - e^{-\beta t}) \quad (4)$$

Problem formulation

In this section, the problem definition is given. The objective is to design a neuro-adaptive consensus protocol that enables a class of nonlinear agents to achieve the consensus in the presence of external disturbance. Let us consider a group of N nonlinear agents. They are connected by the undirected and connected network topology. All the agents are homogeneous, i.e., they have similar dynamics. The dynamics of i th agent is given by Eqs. (5)–(6) as follows.

$$\dot{X}_i = f(X_i) + g(X_i)U_i + D_i(X_i) \quad (5)$$

$$Y_i = X_i \quad (6)$$

where, $X_i \in \mathfrak{X}^n, U_i \in \mathfrak{X}^n$ are states and control respectively. f is a continuously differentiable vector-valued function representing the nonlinear dynamics. $D_i(X_i) \in \mathfrak{X}^n$ is the unknown bounded and smooth external disturbance term with $\forall t \geq 0$.

Assumption 1 The matrix $g(X_i)$ is invertible for all time.

Nominal distributed nonlinear dynamic inversion (DNDI) controller

It is relevant to get an overview of the DNDI controller¹³ and its convergence behaviour before augmenting neuro-adaptive structure is explained.

Brief overview of DNDI. A brief overview of DNDI controller is presented here. The block diagram of the consensus control scheme with nominal DNDI is shown in the Fig. 1.

The nominal dynamics of i th agent is given as follows.

$$\dot{X}_i = f(X_i) + g(X_i)U_{id} \quad (7)$$

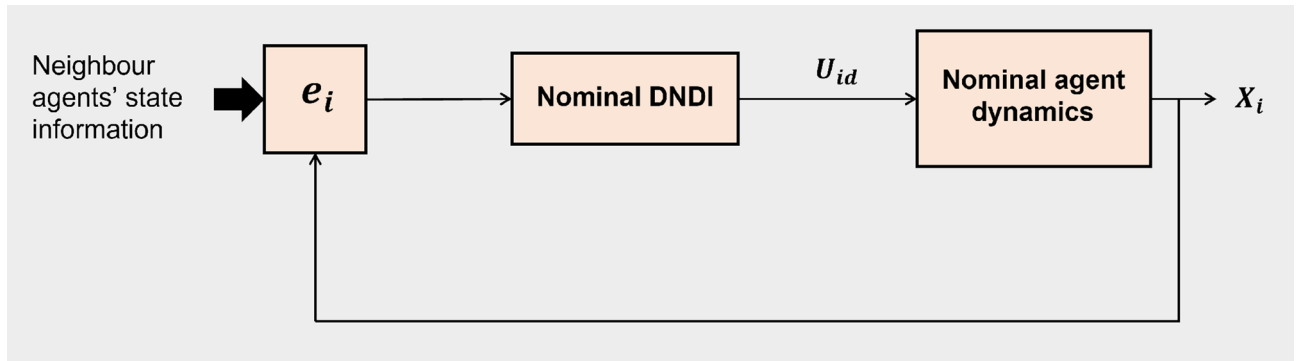


Figure 1. Block diagram of distributed NDI or DNDI.

$$Y_i = X_i \tag{8}$$

where, $X_i \in \mathfrak{R}^n, U_{id} \in \mathfrak{R}^n$. e_i denotes the consensus error of i th agent given by

$$e_i = \bar{d}_i X_i - \bar{a}_i \mathbf{X} \tag{9}$$

where $e_i \in \mathfrak{R}^n, \bar{d}_i = (d_i \otimes \mathbf{I}_n) \in \mathfrak{R}^{n \times n}, \bar{a}_i = (a_i \otimes \mathbf{I}_n) \in \mathfrak{R}^{n \times nN}$, and $\mathbf{X} = [X_1^T X_2^T \dots X_N^T]^T \in \mathfrak{R}^{nN}$. \mathbf{I}_n is $n \times n$ identity matrix. ' \otimes ' denotes the Kroneker product. Enforcing the first order error dynamics we get

$$\dot{e}_i + K_i e_i = 0 \tag{10}$$

Differentiation of Eq. (9) yields

$$\begin{aligned} \dot{e}_i &= \bar{d}_i \dot{X}_i - \bar{a}_i \dot{\mathbf{X}} \\ &= \bar{d}_i (f(X_i) + g(X_i)U_{id}) - \bar{a}_i \dot{\mathbf{X}} \end{aligned} \tag{11}$$

Substitution of the expressions for e_i and \dot{e}_i in Eq. (10) gives

$$\bar{d}_i (f(X_i) + g(X_i)U_{id}) - \bar{a}_i \dot{\mathbf{X}} + K_i (\bar{d}_i X_i - \bar{a}_i \mathbf{X}) = 0 \tag{12}$$

Simplification of Eq. (12) gives the expression of control U_{id} for i th agent as follows.

$$U_{id} = (g(X_i))^{-1} \left[-f(X_i) + \bar{d}_i^{-1} (\bar{a}_i \dot{\mathbf{X}} - K_i (\bar{d}_i X_i - \bar{a}_i \mathbf{X})) \right] \tag{13}$$

Convergence of DNDI. Convergence study of DNDI is presented here. Let us consider a smooth scalar function given by

$$V = \frac{1}{2} \mathbf{X}^T (L \otimes \mathbf{I}_n) \mathbf{X} \tag{14}$$

$L \otimes \mathbf{I}_n$ can be written as

$$L \otimes \mathbf{I}_n = S \Delta S^T \tag{15}$$

where, $S \in \mathfrak{R}^{nN \times nN}$ is the left eigenvalue matrix of $L \otimes \mathbf{I}_n, \Delta = (diag\{0, \lambda_2(L), \lambda_3(L), \dots, \lambda_N(L)\} \otimes \mathbf{I}_n) \in \mathfrak{R}^{nN \times nN}$ is eigenvalue matrix, $S^T S = S S^T = \mathbf{I}_{nN \times nN}$.

$$\begin{aligned}
 V &= \frac{1}{2} \mathbf{X}^T (L \otimes \mathbf{I}_n) \mathbf{X} \\
 &= \frac{1}{2} \mathbf{X}^T S \Delta S^T \mathbf{X} \\
 &= \frac{1}{2} \mathbf{X}^T S \sqrt{\bar{\Delta}} \sqrt{\Delta} S^T \mathbf{X} \\
 &= \frac{1}{2} \mathbf{X}^T S \sqrt{\Delta \bar{\Delta}} \sqrt{\bar{\Delta}^{-1}} \sqrt{\Delta^{-1}} \sqrt{\bar{\Delta}} \Delta S^T \mathbf{X} \\
 &= \frac{1}{2} \mathbf{X}^T S \Delta \bar{\Delta}^{-1} \Delta S^T \mathbf{X} \\
 &= \frac{1}{2} \mathbf{X}^T S \Delta (S^T S) \bar{\Delta}^{-1} (S^T S) \Delta S^T \mathbf{X} \\
 &= \frac{1}{2} \mathbf{X}^T (S \Delta S^T) (S \bar{\Delta}^{-1} S^T) (S \Delta S^T) \mathbf{X} \\
 &= \frac{1}{2} \mathbf{X}^T (L \otimes \mathbf{I}_n) \Lambda (L \otimes \mathbf{I}_n) \mathbf{X} \\
 &= \frac{1}{2} E^T \Lambda E
 \end{aligned} \tag{16}$$

where $\bar{\Delta} = (\text{diag}\{\lambda_2(L), \lambda_2(L), \lambda_3(L), \dots, \lambda_N(L)\} \otimes \mathbf{I}_n) \in \mathfrak{R}^{nN \times nN}$, $E = [\mathbf{e}_1^T \ \mathbf{e}_2^T \ \dots \ \mathbf{e}_N^T]^T \in \mathfrak{R}^{nN}$, and $\Lambda = S \bar{\Delta}^{-1} S^T \in \mathfrak{R}^{nN \times nN}$.

Remark 1 It can be observed from Eqs. (14) and (16) that

$$\frac{\lambda_{\min}(\Lambda)}{2} \|E\|^2 \leq V \leq \frac{\lambda_{\max}(\Lambda)}{2} \|E\|^2 \tag{17}$$

$$V = \frac{1}{2} \mathbf{X}^T (L \otimes \mathbf{I}_n) \mathbf{X} = \frac{1}{2} \mathbf{X}^T E \tag{18}$$

Remark 2 According to Lemma 1, $\lambda_2 > 0$. Hence, $\bar{\Delta}$ is invertible.

Remark 3 $\Lambda = S \bar{\Delta}^{-1} S^T$ is positive definite matrix. Hence, V is positive definite subject to consensus error and qualify for a Lyapunov function.

Differentiating Eq. (14), we get

$$\dot{V} = \mathbf{X}^T (L \otimes \mathbf{I}_n) \dot{\mathbf{X}} = E^T \dot{\mathbf{X}} = \sum_{i=1}^N \mathbf{e}_i^T [f(X_i) + g(X_i) U_{id}] \tag{19}$$

where, $E = [\mathbf{e}_1^T \ \mathbf{e}_2^T \ \dots \ \mathbf{e}_N^T]^T \in \mathfrak{R}^{nN}$. Substituting the control U_{id} expression in Eq. (19) yields

$$\begin{aligned}
 \dot{V} &= \sum_{i=1}^N \mathbf{e}_i^T [\bar{d}_i^{-1} (\bar{a}_i \dot{\mathbf{X}} - K_i \mathbf{e}_i)] \\
 &= \sum_{i=1}^N -\mathbf{e}_i^T \bar{d}_i^{-1} K_i \mathbf{e}_i + \sum_{i=1}^N \mathbf{e}_i^T \bar{d}_i^{-1} \bar{a}_i \dot{\mathbf{X}}
 \end{aligned} \tag{20}$$

According to Lemma 2, we can write

$$\mathbf{e}_i^T \bar{d}_i^{-1} \bar{a}_i \dot{\mathbf{X}} \leq \| \mathbf{e}_i \| \| \bar{d}_i^{-1} \bar{a}_i \dot{\mathbf{X}} \| \leq \frac{\| \mathbf{e}_i \|^2}{2} + \frac{\| \bar{d}_i^{-1} \bar{a}_i \dot{\mathbf{X}} \|^2}{2} \tag{21}$$

Substituting the inequality relation in Eq. (20)

$$\dot{V} \leq \sum_{i=1}^N \left[-\mathbf{e}_i^T \bar{d}_i^{-1} K_i \mathbf{e}_i + \frac{\| \mathbf{e}_i \|^2}{2} + \frac{\| \bar{d}_i^{-1} \bar{a}_i \dot{\mathbf{X}} \|^2}{2} \right] \tag{22}$$

Let us design the gain K_i as follows.

$$K_i = \bar{d}_i \left(\frac{1}{2} + \frac{\alpha_i}{2} \lambda_{\max}(\Lambda) \right) \tag{23}$$

Eq. (22) is written as

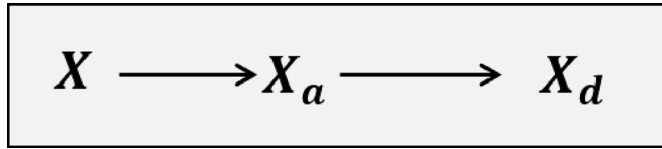


Figure 2. Philosophy of neuro-adaptive control.

$$\begin{aligned} \dot{V} &\leq \sum_{i=1}^N \left[-\frac{\alpha_i}{2} \lambda_{\max}(\Lambda) \|e_i\|^2 + \frac{\|\bar{d}_i^{-1} \bar{a}_i \dot{X}\|^2}{2} \right] \\ &\leq -\alpha_i V + \eta \end{aligned} \tag{24}$$

where, $\eta = \sum_{i=1}^N \frac{\|\bar{d}_i^{-1} \bar{a}_i \dot{X}\|^2}{2}$. Applying Lemma 3 we get

$$V \leq \frac{\eta}{\alpha_i} + \left(V(0) - \frac{\eta}{\alpha_i} \right) e^{-\alpha_i t} \tag{25}$$

Hence, we conclude that V is bounded as $t \rightarrow \infty$. In addition, we show the Uniformly Ultimate Boundedness (UUB) here.

Using Eq. (17), Eq. (25), and Lemma 1.2 presented by Ge et al.²⁴ we can write

$$\frac{\lambda_{\min}(\Lambda)}{2} \|E\|^2 \leq V \leq \frac{\eta}{\alpha_i} + \left(V(0) - \frac{\eta}{\alpha_i} \right) e^{-\alpha_i t} \tag{26}$$

Eq. (26) can be written as follows.

$$\begin{aligned} \frac{\lambda_{\min}(\Lambda)}{2} \|E\|^2 &\leq \frac{\eta}{\alpha_i} + \left(V(0) - \frac{\eta}{\alpha_i} \right) e^{-\alpha_i t} \\ \|E\| &\leq \sqrt{\frac{2 \frac{\eta}{\alpha_i} + 2 \left(V(0) - \frac{\eta}{\alpha_i} \right) e^{-\alpha_i t}}{\lambda_{\min}(\Lambda)}} \end{aligned} \tag{27}$$

It can be observed that, if $V(0) = \frac{\eta}{\alpha_i}$ then

$$\|E\| \leq \kappa^* \tag{28}$$

$\forall t \geq 0$ and $\kappa^* = \sqrt{\frac{2\eta}{\alpha_i \lambda_{\min}(\Lambda)}}$. If $V(0) \neq \frac{\eta}{\alpha_i}$ then for any given $\kappa > \kappa^*$ there exist a time $T > 0$ such that $\forall t > T$, $\|E\| \leq \kappa$.

$$\kappa = \sqrt{\frac{2 \frac{\eta}{\alpha_i} + 2 \left(V(0) - \frac{\eta}{\alpha_i} \right) e^{-\alpha_i T}}{\lambda_{\min}(\Lambda)}} \tag{29}$$

Therefore, we can conclude

$$\lim_{t \rightarrow \infty} \|E\| = \kappa^* \tag{30}$$

Neuro-adaptive augmented DNDI for consensus

Before going to the main derivation of Neuro-adaptive DNDI, we present the philosophy of neuro-adaptive control design²⁵.

Philosophy of neuro-adaptive control. The sole objective of the design is to drive the actual state X to desired state X_d . The scheme adopted is to make actual state X to track the desired or nominal state X_d through the virtual state X_a as shown in Fig. 2.

The tracking of X to X_a and X_a to X_d is achieved by enforcing error dynamics to obtain the control considering nonlinear plant dynamics. We use the same philosophy to design the Neuro-adaptive distributed NDI controller in the next section.

Mathematical details of neuro-adaptive augmented DNDI (N-DNDI). Neuro-adaptive augmented DNDI is a blending of neuro-adaptive control and DNDI. The block diagram of the control scheme is shown in Fig. 3. The portion of the diagram inside the blue border is the proposed design of neuro-adaptive controller.

In case of neuro-adaptive augmented DNDI, the consensus error of i th agent is defined such that, the virtual state of i th agent, i.e., $X_{ai} \in \mathfrak{R}^n$ reach consensus with the neighbours. Therefore, the consensus error of i th agent is given by

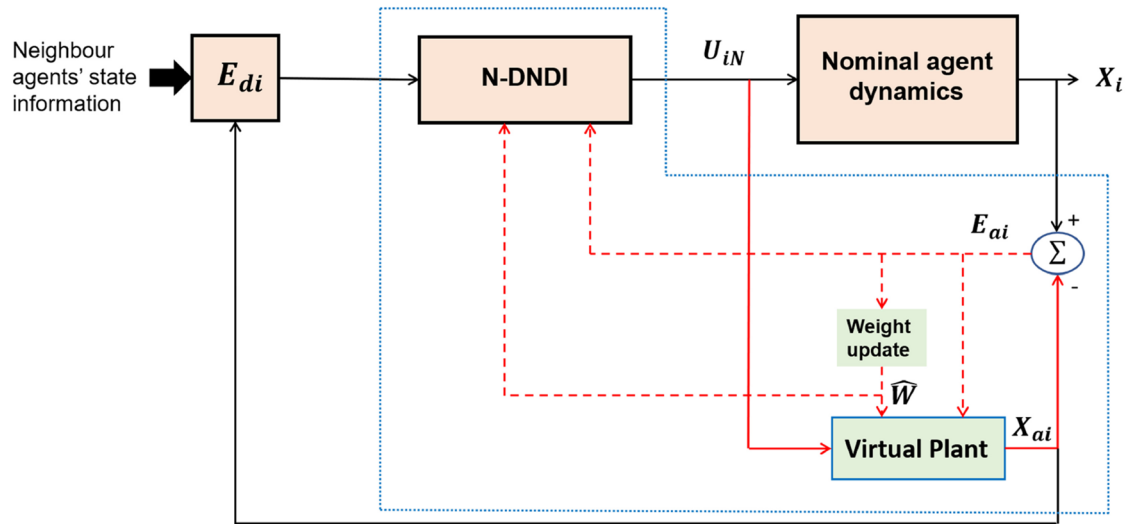


Figure 3. Block diagram of Neuro-adaptive DNDI or N-DNDI.

$$\begin{aligned}
 E_{di} &= \sum_{j \in N_i} a_{ij}(X_{ai} - X_j) \\
 &= \bar{d}_i X_{ai} - \bar{a}_i \mathbf{X}
 \end{aligned}
 \tag{31}$$

where $E_{di} \in \mathfrak{R}^n$. $\mathbf{X} \in \mathfrak{R}^{nN}$ denotes the actual states of all the agents. The actual dynamics of i th agent is given by

$$\dot{X}_i = f(X_i) + g(X_i)U_{iN} + D(X_i)
 \tag{32}$$

where $D(X_i)$ is the external disturbance added to i th agent. The virtual dynamics for i th agent is given by

$$\dot{X}_{ai} = f(X_i) + g(X_i)U_{iN} + \hat{D}(X_i) + K_{ai}(X_i - X_{ai})
 \tag{33}$$

where $\hat{D}(X_i)$ is the approximation of $D(X_i)$.

It is important to note that, the consensus error E_{di} in Eq. (31) is designed to measure the error in virtual state of i th agent and actual states of its neighbours. To drive this error to zero (i.e., $E_{di} \rightarrow 0$), we define a Lyapunov function V_i as follows.

$$V_i = \frac{1}{2} E_{di}^T E_{di}
 \tag{34}$$

Differentiating Eq. (34) yields

$$\dot{V}_i = E_{di}^T \dot{E}_{di}
 \tag{35}$$

According to the Lyapunov stability theory, let the time derivative of the Lyapunov function should be

$$\dot{V}_i = -E_{di}^T K_{di} E_{di}
 \tag{36}$$

where $K_{di} \in \mathfrak{R}^{n \times n}$ is a positive definite diagonal matrix. The expression of \dot{V}_i in Eqs. (35) and (36) are equated to obtain

$$E_{di}^T \dot{E}_{di} = -E_{di}^T K_{di} E_{di}
 \tag{37}$$

Eq. (37) is simplified as follows

$$\dot{E}_{di} + K_{di} E_{di} = 0
 \tag{38}$$

Substituting the expression of E_{di} in Eq. (38) we obtain

$$\bar{d}_i \dot{X}_{ai} - \bar{a}_i \dot{\mathbf{X}} + K_{di}(\bar{d}_i X_{ai} - \bar{a}_i \mathbf{X}) = 0
 \tag{39}$$

Putting the expression of \dot{X}_{ai} in Eq. (39) yields

$$\bar{d}_i \left(f(X_i) + g(X_i)U_{iN} + \hat{D}(X_i) + K_{ai}(X_i - X_{ai}) \right) - \bar{a}_i \dot{\mathbf{X}} + K_{di}(\bar{d}_i X_{ai} - \bar{a}_i \mathbf{X}) = 0
 \tag{40}$$

The expression of control U_{iN} can be obtained by simplifying Eq. (40) as follows.

$$U_{iN} = [g(X_i)]^{-1} [-f(X_i) - \hat{D}(X_i) - K_{ai}(X_i - X_{ai}) + \bar{d}_i^{-1}(\bar{a}_i\dot{X} - K_{di}(\bar{d}_i X_{ai} - \bar{a}_i X))] \tag{41}$$

It can be observed that the control expression in Eq. (41) is different from Eq. (13). Next, the error dynamics is enforced for driving the actual state of *i*th agent to its virtual state, i.e., $X_i \rightarrow X_{ai}$.

$$\dot{E}_{ai} + K_{ai}E_{ai} = D(X_i) - \hat{D}(X_i) \tag{42}$$

where $E_{ai} = X_i - X_{ai}$. To approximate the unknown disturbance a single layer neural network is designed as shown in Eq. (43).

$$\hat{D}(X_i) = \hat{W}_i^T \Phi(X_i) \tag{43}$$

where $\Phi(X_i)$ is a basis function vector. It is important to note that the ideal value of \hat{W}_i is W_i and thus the disturbance $D(X_i)$ can be approximated by

$$D(X_i) = W_i^T \Phi(X_i) + \epsilon_{X_i} \tag{44}$$

where ϵ_{X_i} is the error tolerance. Eq. (42) is rewritten as

$$\dot{E}_{ai} + K_{ai}E_{ai} = \tilde{W}_i^T \Phi(X_i) + \epsilon_{X_i} \tag{45}$$

where $\tilde{W}_i = W_i - \hat{W}_i$. The weight update rule is given by

$$\dot{\hat{W}}_i = \gamma_i [\Phi(X_i)E_{ai}^T - \sigma_i \hat{W}_i] \tag{46}$$

where γ_i is learning rate and σ_i is stabilizing factor of *i*th agent. It is important to note that $\dot{\tilde{W}}_i = -\dot{\hat{W}}_i$ because W_i is constant and $\dot{W}_i = 0$.

Convergence study of E_{ai} . The convergence study of the error E_{ai} is important. We have selected a Lyapunov function as follows.

$$V_i = \frac{1}{2}E_{ai}^T E_{ai} + \frac{1}{2}\tilde{W}_i^T (\gamma_i^{-1}) \tilde{W}_i \tag{47}$$

$$= V_{E_{ai}} + V_{\tilde{W}_i} \tag{48}$$

where $V_{E_{ai}} = \frac{1}{2}E_{ai}^T E_{ai}$ and $V_{\tilde{W}_i} = \frac{1}{2}\tilde{W}_i^T (\gamma_i^{-1}) \tilde{W}_i$.

Differentiation of Eq. (48) yields

$$\begin{aligned} \dot{V}_i &= E_{ai}^T \dot{E}_{ai} + \tilde{W}_i^T \gamma_i^{-1} \dot{\tilde{W}}_i \\ &= E_{ai}^T (\dot{X}_i - \dot{X}_{ai}) - \tilde{W}_i^T \gamma_i^{-1} \gamma_i [\Phi(X_i)E_{ai}^T - \sigma_i \hat{W}_i] \\ &= E_{ai}^T (\tilde{W}_i^T \Phi(X_i) + \epsilon_{X_i} - K_{ai}E_{ai}) - \tilde{W}_i^T [\Phi(X_i)E_{ai}^T - \sigma_i \hat{W}_i] \\ &= (E_{ai}^T \epsilon_{X_i} - E_{ai}^T K_{ai} E_{ai}) + \sigma_i \tilde{W}_i^T \hat{W}_i \end{aligned} \tag{49}$$

Using Lemma 2 and $\hat{W}_i = -\tilde{W}_i + W_i$, Eq. (49) is written as

$$\begin{aligned} \dot{V}_i &\leq \frac{\|E_{ai}\|^2}{2} + \frac{\|\epsilon_{X_i}\|^2}{2} - E_{ai}^T K_{ai} E_{ai} - \sigma_i \|\tilde{W}_i\|^2 + \sigma_i \|\tilde{W}_i\| \|W_i\| \\ &\leq \frac{\|E_{ai}\|^2}{2} + \frac{\|\epsilon_{X_i}\|^2}{2} - E_{ai}^T K_{ai} E_{ai} - \sigma_i \|\tilde{W}_i\|^2 + \frac{1}{2}\sigma_i \|\tilde{W}_i\|^2 + \frac{1}{2}\sigma_i \|W_i\|^2 \\ &= \frac{\|E_{ai}\|^2}{2} + \frac{\|\epsilon_{X_i}\|^2}{2} - E_{ai}^T K_{ai} E_{ai} - \frac{1}{2}\sigma_i \|\tilde{W}_i\|^2 + \frac{1}{2}\sigma_i \|W_i\|^2 \\ &= \frac{\|E_{ai}\|^2}{2} - E_{ai}^T K_{ai} E_{ai} - \frac{1}{2}\sigma_i \|\tilde{W}_i\|^2 + \zeta_i \end{aligned} \tag{50}$$

where $\zeta_i = \frac{\|\epsilon_{X_i}\|^2}{2} + \frac{1}{2}\sigma_i \|W_i\|^2$. Let us define

$$K_{ai} = \delta_i \left(\frac{1}{2\delta_i} + \frac{1}{2} \right) \quad \text{and} \quad \sigma_i \geq \delta_i \lambda_{\max}(\gamma_i^{-1})$$

where, $\delta_i > 0$. Hence, we can write the Eq. (50) as follows.

$$\dot{V}_i \leq -\frac{\delta_i}{2} \|E_{ai}\|^2 - \frac{\delta_i \lambda_{\max}(\gamma_i^{-1})}{2} \|\tilde{W}_i\|^2 + \zeta_i \tag{51}$$

Using Eq. (17) we can write

$$\frac{1}{2} \| E_{ai} \|^2 \leq V_{E_{ai}} \leq V_i \tag{52}$$

$$\frac{\lambda_{\min}(\mathcal{V}_i^{-1})}{2} \| \tilde{W}_i \|^2 \leq V_{\tilde{W}_i} \leq V_i \tag{53}$$

Therefore, Eq. (51) is written as follows.

$$\dot{V}_i \leq -\delta_i V_{E_{ai}} - \delta_i V_{\tilde{W}_i} + \zeta_i \tag{54}$$

$$= -\delta_i V_i + \zeta_i \tag{55}$$

Applying Lemma 3 we can write

$$V_i(t) \leq \frac{\zeta_i}{\delta_i} + \left(V_i(0) - \frac{\zeta_i}{\delta_i} \right) e^{-\delta_i t} \tag{56}$$

Lemma 4 ²⁴ Consider the positive function given by

$$V = \frac{1}{2} e(t)^T Q(t) e(t) + \frac{1}{2} \tilde{W}_i^T \left(\Gamma_i^{-1} \right) \tilde{W}_i \tag{57}$$

where $e(t) = x(t) - x_d(t)$ and $\tilde{W} = \hat{W} - W^*$. If the following inequality holds:

$$\dot{V}(t) \leq -c_1 V(t) + c_2 \tag{58}$$

then, given any initial compact set defined by

$$\Omega_0 = \left\{ x(0), x_d(0), \hat{W}(0) \mid x(0), \hat{W}(0) \text{ finite}, x_d(0) \in \Omega_d \right\} \tag{59}$$

we can conclude that

1. the states and weights in the closed-loop system will remain in the compact set defined by

$$\Omega = \left\{ x(t), \hat{W}(t) \mid \| x(t) \| \leq C_e \max + \max_{\tau \in [0, t]} \| x_d(\tau) \|, x_d(t) \in \Omega_d, \| \hat{W} \| \leq C_{\tilde{W}} \max + \| W^* \| \right\} \tag{60}$$

2. the states and weights will eventually converge to the compact sets defined by

$$\Omega_s = \left\{ x(t), \hat{W}(t) \mid \lim_{t \rightarrow \infty} \| e(t) \| = \mu_e^*, \lim_{t \rightarrow \infty} \| \tilde{W}(t) \| = \mu_{\tilde{W}}^* \right\} \tag{61}$$

where constants

$$C_e \max = \sqrt{\frac{2V(0) + \frac{2c_2}{c_1}}{\lambda_{Q \min}}} \tag{62}$$

$$C_{\tilde{W}} \max = \sqrt{\frac{2V(0) + \frac{2c_2}{c_1}}{\lambda_{\Gamma \min}}} \tag{63}$$

$$\mu_e^* = \sqrt{\frac{2c_2}{c_1 \lambda_{Q \min}}} \tag{64}$$

$$\mu_{\tilde{W}}^* = \sqrt{\frac{2c_2}{c_1 \lambda_{\Gamma \min}}} \tag{65}$$

We will present the Uniformly Ultimate Boundedness (UUB) here using conclusion 2. Using Eqs. (52), (53), and (56) we can write

$$\| E_{ai} \| \leq \sqrt{2 \frac{\zeta_i}{\delta_i} + 2 \left(V_i(0) - \frac{\zeta_i}{\delta_i} \right) e^{-\delta_i t}} \tag{66}$$

$$\| \tilde{W}_i \| \leq \sqrt{\frac{2\frac{\zeta_i}{\delta_i} + 2\left(V_i(0) - \frac{\zeta_i}{\delta_i}\right)e^{-\delta_i t}}{\lambda_{\min}(\gamma_i^{-1})}} \tag{67}$$

If $V_i(0) = \frac{\zeta_i}{\delta_i}$ then $\| E_{ai} \| \leq \mu_{E_{ai}}^*, \forall t > 0$.

$$\mu_{E_{ai}}^* = \sqrt{\frac{2\zeta_i}{\delta_i}}$$

If $V_i(0) \neq \frac{\zeta_i}{\delta_i}$ then for a given $\mu_{E_{ai}} > \mu_{E_{ai}}^*$ there exist a $T_E > 0$ such that $\forall t > T_E$, we get $\| E_{ai} \| \leq \mu_{E_{ai}}$

$$\mu_{E_{ai}} = \sqrt{2\frac{\zeta_i}{\delta_i} + 2\left(V_i(0) - \frac{\zeta_i}{\delta_i}\right)e^{-\alpha_i T_E}} \tag{68}$$

Therefore, we conclude

$$\lim_{t \rightarrow \infty} \| E_{ai} \| = \mu_{E_{ai}}^* \tag{69}$$

In a similar fashion, we can conclude

$$\lim_{t \rightarrow \infty} \| \tilde{W}_i \| = \mu_{\tilde{W}_i}^* \tag{70}$$

Therefore, according to conclusion 2, the proposed controller is able to make the approximation error to converge in the compact set defined by Ω_s .

Simulation results

Simulation results are presented here. The simulation study is performed on PC with AMD Ryzen 5 processor and 8 Gb RAM.

Agent dynamics. The agent dynamics are given as follows.

$$\dot{X}_{i1} = X_{i2} \sin(2X_{i1}) + U_{i1} \tag{71}$$

$$\dot{X}_{i2} = X_{i1} \cos(3X_{i2}) + U_{i2} \tag{72}$$

where $X_i = [X_{i1} \ X_{i2}]^T$. Equations (71) and (72) give

$$f(X_i) = \begin{bmatrix} X_{i2} \sin(2X_{i1}) \\ X_{i1} \cos(3X_{i2}) \end{bmatrix} \tag{73}$$

and

$$g(X_i) = \begin{bmatrix} 1 & 0 \\ 0 & 1 \end{bmatrix} \tag{74}$$

and

$$U_i = \begin{bmatrix} U_{i1} \\ U_{i2} \end{bmatrix} \tag{75}$$

The values of the parameters used in this simulation study are given as follows.

$$K_{d_i} = \begin{bmatrix} 12 & 0 \\ 0 & 10 \end{bmatrix}, \quad K_{a_i} = \begin{bmatrix} 10 & 0 \\ 0 & 10 \end{bmatrix}$$

The learning rate $\gamma_i = 30$. We have selected $\frac{30}{\psi_j^2} \cos(\frac{\alpha_j X_j}{\psi_j})$ basis functions given by $\Phi(X_i) = [\phi_1(X_i) \ \phi_2(X_i) \ \dots \ \phi_{30}(X_i)]^T$, where, $\phi_j(X_i) = \exp\left(\frac{\alpha_j X_j}{\psi_j}\right)$. The centers of the basis functions are spaced evenly in the range of $[-10, 10] \times [-10, 10]$. The width of each basis function is selected as $\psi_j = 2$. The value of σ_i is chosen as 0.12. The disturbance added is given by

$$D_i = \left[20 \cos\left(\frac{\pi X_{i1}}{2}\right) \ 0 \right]^T$$

which is unknown to the controller. The state trajectories of all the agents are shown as X_1 and X_2 , where, $X_1 = [X_{11} \ X_{21} \ \dots \ X_{101}]$ and $X_2 = [X_{12} \ X_{22} \ \dots \ X_{102}]$. Similarly, the controls for the agents are shown by $U_1 = [U_{11} \ U_{21} \ \dots \ U_{101}]$, and $U_2 = [U_{12} \ U_{22} \ \dots \ U_{102}]$. Also, the virtual states are given by $X_{a1} = [X_{a11} \ X_{a21} \ \dots \ X_{a101}]$, and $X_{a2} = [X_{a12} \ X_{a22} \ \dots \ X_{a102}]$. The initial values of the states of all the agents are given in Table 1.

The adjacency matrix is given by

X_1	2	-2	-2	-1	9	3	-1	6	5	-5
X_2	0	-1	4	1	0	-5	7	8	-3	4

Table 1. Initial conditions of the states of the agents.

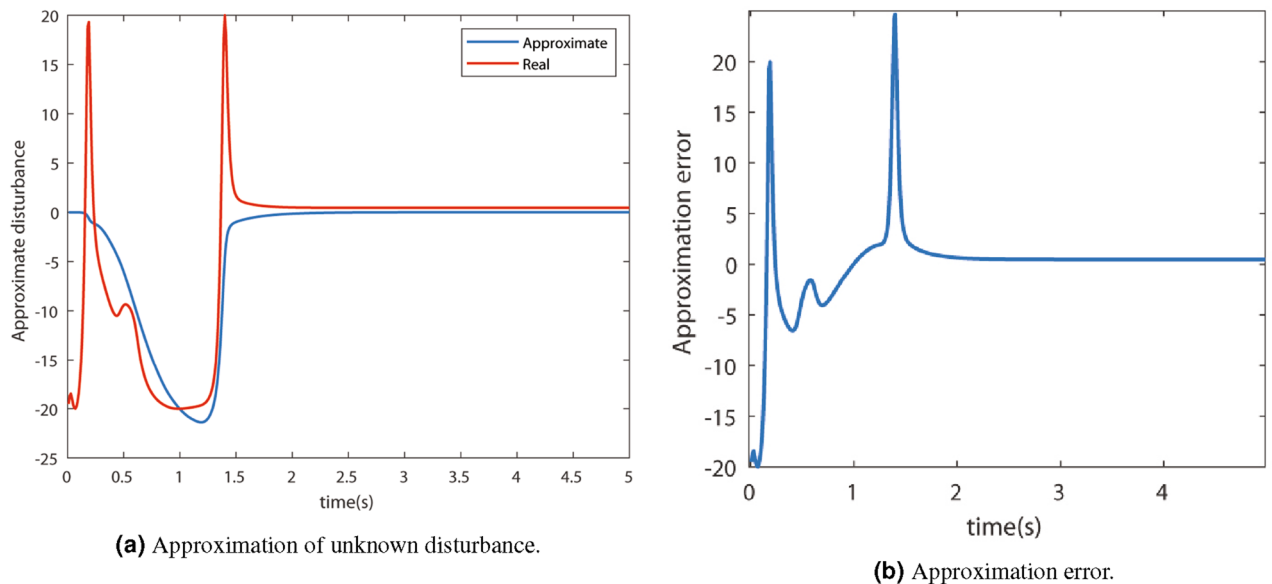


Figure 4. Performance of N-DNDI in approximating unknown external disturbance.

$$A = \begin{bmatrix} 0 & 0 & 1 & 1 & 1 & 1 & 0 & 1 & 1 & 1 \\ 0 & 0 & 0 & 0 & 0 & 0 & 1 & 0 & 1 \\ 1 & 0 & 0 & 0 & 0 & 1 & 0 & 0 & 1 \\ 1 & 0 & 0 & 0 & 1 & 1 & 0 & 0 & 0 & 1 \\ 1 & 0 & 0 & 1 & 0 & 1 & 0 & 1 & 0 & 0 \\ 1 & 0 & 0 & 1 & 1 & 0 & 1 & 1 & 1 & 0 \\ 0 & 0 & 1 & 0 & 0 & 1 & 0 & 1 & 1 & 0 \\ 1 & 1 & 0 & 0 & 1 & 1 & 1 & 0 & 0 & 1 \\ 1 & 0 & 0 & 0 & 0 & 1 & 1 & 0 & 0 & 1 \\ 1 & 1 & 1 & 1 & 0 & 0 & 0 & 1 & 1 & 0 \end{bmatrix}$$

The unknown external disturbance is approximated by a neuro-adaptive controller. The approximated and real disturbance is shown in Fig. 4a and the approximation error is shown in Fig. 4b.

It can be observed that the approximation is very good, which can be confirmed using the approximation error plot. Consequently, the states of the agents achieved the consensus in a few seconds. The state trajectories of all the agents, i.e., X_1 and X_2 , are shown in Fig. 5a and 5b respectively. The states of the agents reach the consensus in finite time.

The consensus is achieved by neuro-adaptive consensus controls U_1 and U_2 which are shown in Fig. 6a and 6b respectively.

The convergence of the states is shown by the consensus errors E_{di} in state X_1 and X_2 . They are shown in Fig. 7a and 7b respectively. The errors converged in a few seconds. This means the virtual states X_{a1} and X_{a2} successfully reach the consensus.

The virtual states X_{a1} and X_{a2} are shown in Fig. 8a and 8b respectively. It can be observed that the consensus value of the virtual state and the actual states are the same. Therefore, the actual states tracked the virtual states accurately. The proof of the tracking can be given by virtual errors.

The virtual errors E_{ai} in states X_1 and X_2 are shown in Fig. 9a and 9b respectively. They have converged in finite time.

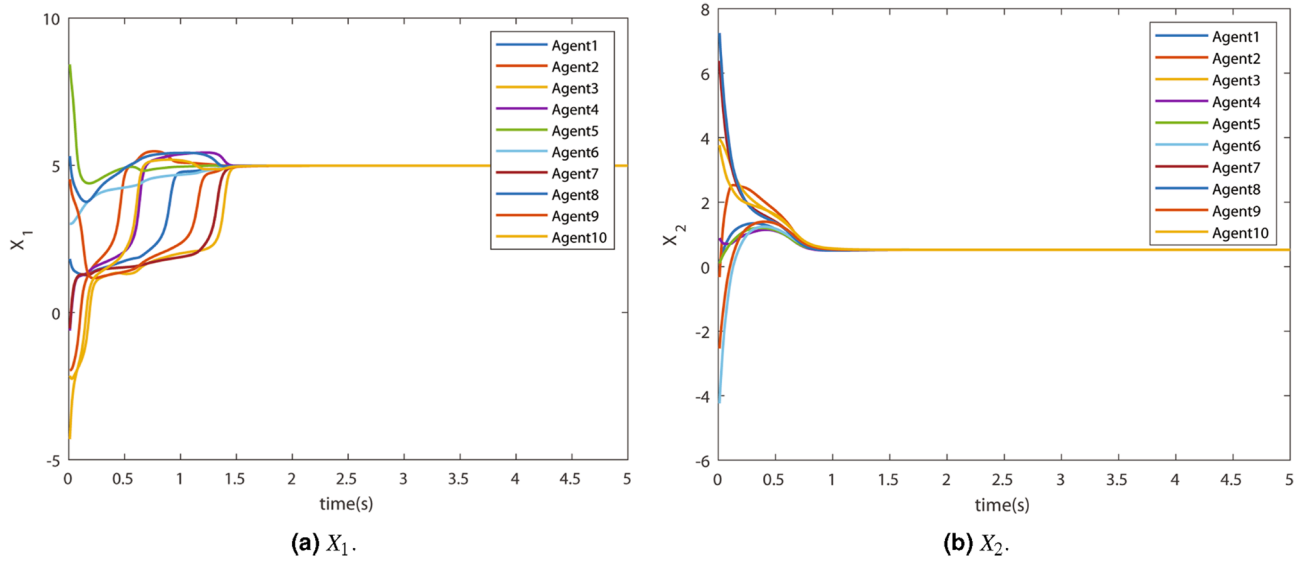


Figure 5. Actual state trajectories.

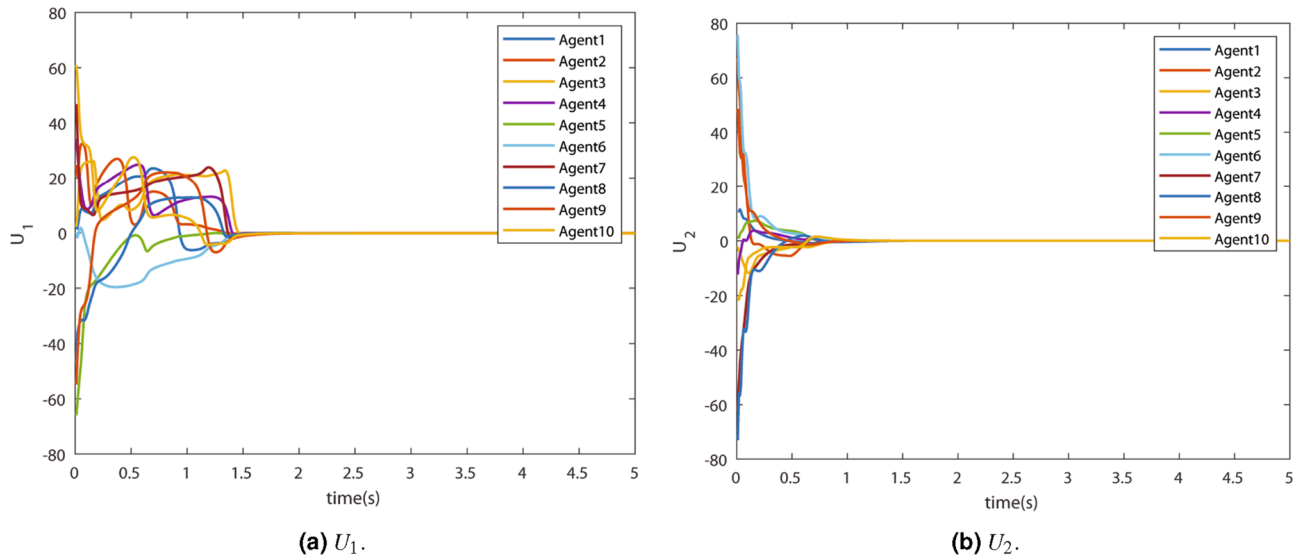


Figure 6. Neuro-adaptive control.

Conclusion

The augmentation of neuro-adaptive structure to distributed nonlinear dynamic inversion (DNNDI) frame produces a unique adaptive controller (N-DNNDI) that efficiently handles the external disturbance. The N-DNNDI inherits the features of the NDI technique and handles the unknown external disturbance. The convergence study provided in this paper explains the correctness of the design. The simulation results show that the neural network embedded in the controller approximates the unknown external function and the DNNDI controller computes the consensus control signal accordingly. Consequently, the consensus is achieved in finite time. Hence, the proposed N-DNNDI is a deserving candidate for consensus control in the presence of unknown external disturbances. We consider the heterogeneous agents along with communication issues as part of our future research plan. Also, we will present a comparison study of the proposed controller with the existing controllers.

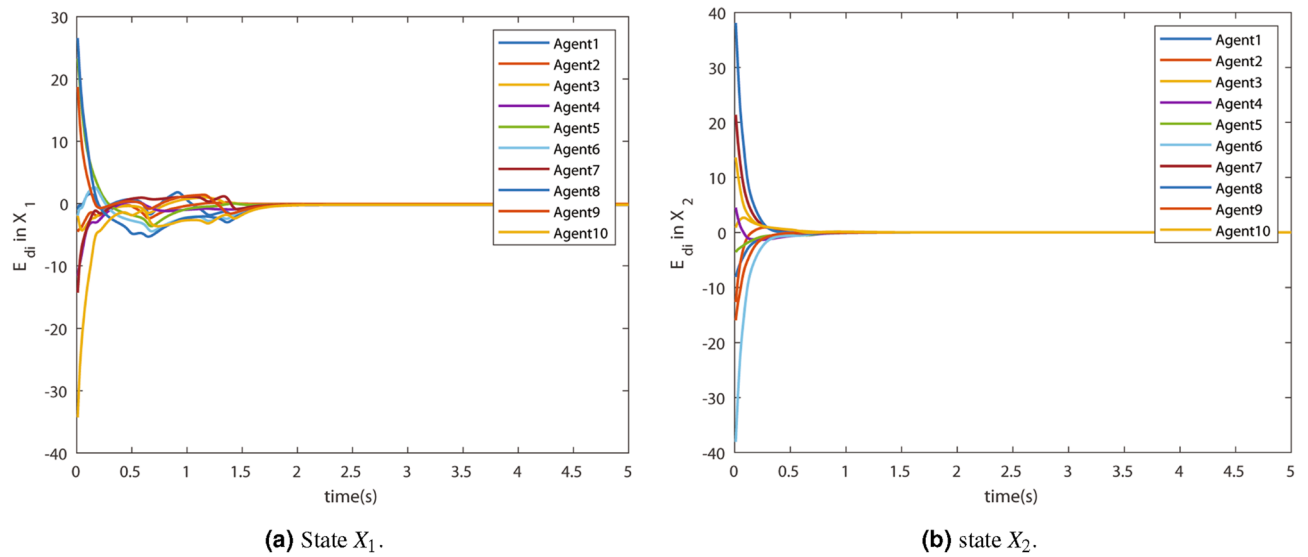


Figure 7. Consensus error E_{dj} .

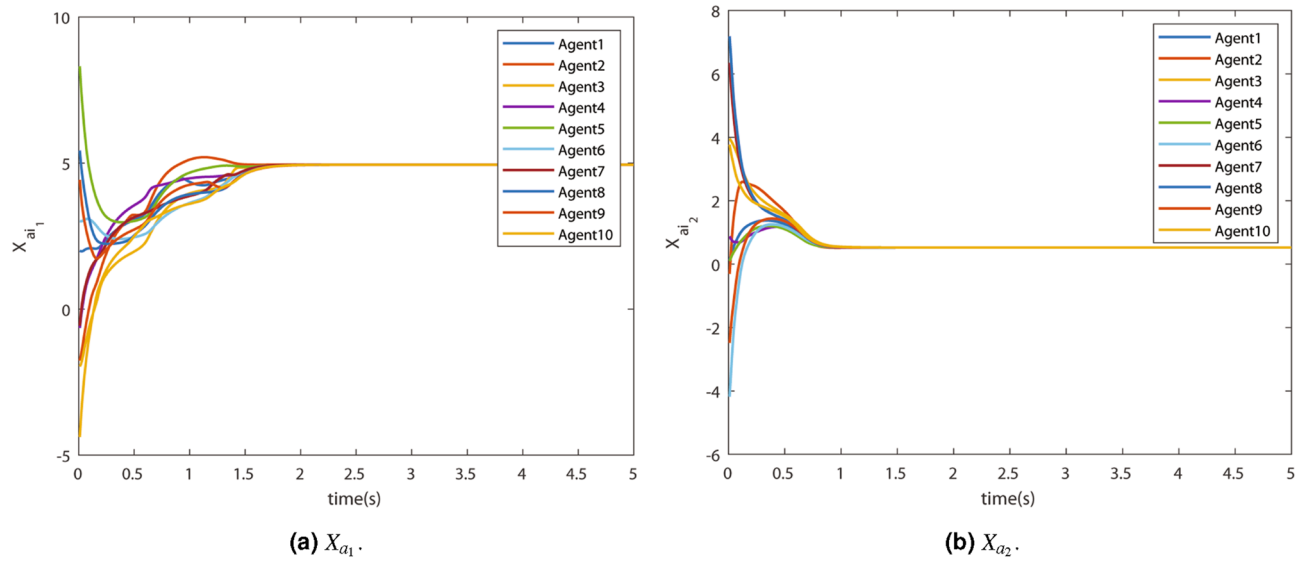


Figure 8. Virtual state trajectory.

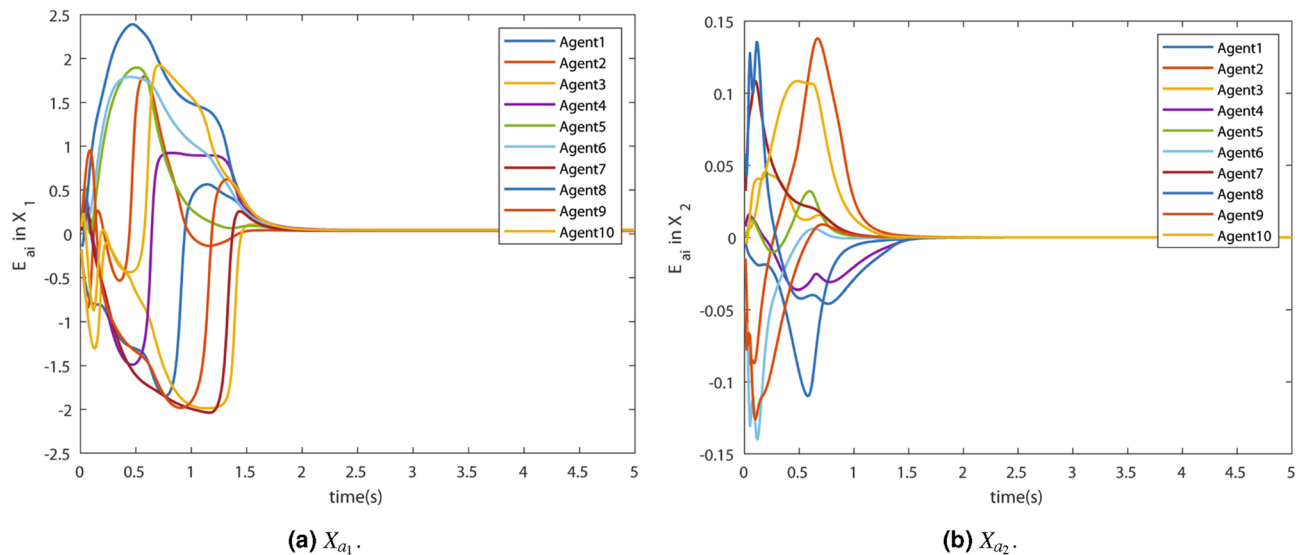


Figure 9. Virtual error E_{ai} .

Received: 10 August 2021; Accepted: 12 January 2022

Published online: 07 February 2022

References

- Hornik, K., Stinchcombe, M. & White, H. Multilayer feedforward networks are universal approximators. *Neural Netw.* **2**, 359–366 (1989).
- Peng, Z., Wang, D., Zhang, H. & Sun, G. Distributed neural network control for adaptive synchronization of uncertain dynamical multiagent systems. *IEEE Trans. Neural Netw. Learn. Syst.* **25**, 1508–1519 (2013).
- Peng, Z., Wang, D., Zhang, H. & Lin, Y. Cooperative output feedback adaptive control of uncertain nonlinear multi-agent systems with a dynamic leader. *Neurocomputing* **149**, 132–141 (2015).
- Wang, D., Ma, H. & Liu, D. Distributed control algorithm for bipartite consensus of the nonlinear time-delayed multi-agent systems with neural networks. *Neurocomputing* **174**, 928–936 (2016).
- Yang, Y., Yue, D. & Dou, C. Distributed adaptive output consensus control of a class of heterogeneous multi-agent systems under switching directed topologies. *Inf. Sci.* **345**, 294–312 (2016).
- Wang, Z., Yuan, J., Pan, Y. & Wei, J. Neural network-based adaptive fault tolerant consensus control for a class of high order multiagent systems with input quantization and time-varying parameters. *Neurocomputing* **266**, 315–324 (2017).
- Wang, D. *et al.* Neural network disturbance observer-based distributed finite-time formation tracking control for multiple unmanned helicopters. *ISA Trans.* **73**, 208–226 (2018).
- Mo, L., Yuan, X. & Yu, Y. Neuro-adaptive leaderless consensus of fractional-order multi-agent systems. *Neurocomputing* **339**, 17–25 (2019).
- Li, Y., Wang, C., Cai, X., Li, L. & Wang, G. Neural-network-based distributed adaptive asymptotically consensus tracking control for nonlinear multiagent systems with input quantization and actuator faults. *Neurocomputing* **349**, 64–76 (2019).
- Wang, W., Li, Y. & Tong, S. Neural-network-based adaptive event-triggered consensus control of nonstrict-feedback nonlinear systems. *IEEE Trans. Neural Netw. Learn. Syst.* **32**, 1750–1764 (2021).
- Ni, J. & Shi, P. Adaptive neural network fixed-time leader-follower consensus for multiagent systems with constraints and disturbances. *IEEE Trans. Cybern.* **51**, 1835–1848 (2021).
- Liang, H., Guo, X., Pan, Y. & Huang, T. Event-triggered fuzzy bipartite tracking control for network systems based on distributed reduced-order observers (revised manuscript of TFS-2019-1049). *IEEE Trans. Fuzzy Syst.* (2020).
- Mondal, S. & Tsourdos, A. The consensus of nonlinear agents under switching topology using dynamic inversion in the presence of communication noise, and delay. *Proc. Inst. Mech. Eng. Part G J. Aerosp. Eng.* (2021).
- Enns, D., Bugajski, D., Hendrick, R. & Stein, G. Dynamic inversion: An evolving methodology for flight control design. *Int. J. Control* **59**, 71–91 (1994).
- Singh, S. & Padhi, R. Automatic path planning and control design for autonomous landing of UAVs using dynamic inversion. In *2009 American Control Conference*, 2409–2414 (IEEE, 2009).
- Padhi, R. & Chawla, C. Neuro-adaptive augmented dynamic inversion based PIGC design for reactive obstacle avoidance of UAVs. In *AIAA Guidance, Navigation, and Control Conference*, 6642 (2011).
- Mondal, S. & Padhi, R. Formation flying using genex and differential geometric guidance law. *IFAC-PapersOnLine* **48**, 19–24 (2015).
- Caverly, R. J., Girard, A. R., Kolmanovsky, I. V. & Forbes, J. R. Nonlinear dynamic inversion of a flexible aircraft. *IFAC-PapersOnLine* **49**, 338–342 (2016).
- Horn, J. F. Non-linear dynamic inversion control design for rotorcraft. *Aerospace* **6**, 38 (2019).
- Lombaerts, T. *et al.* Nonlinear dynamic inversion based attitude control for a hovering quad tiltrotor evtol vehicle. In *AIAA Scitech 2019 Forum*, 0134 (2019).
- Hou, Z.-G., Cheng, L. & Tan, M. Decentralized robust adaptive control for the multiagent system consensus problem using neural networks. *IEEE Trans. Syst. Man Cybern. Part B (Cybern.)* **39**, 636–647 (2009).
- Ren, W. & Beard, R. W. Consensus seeking in multiagent systems under dynamically changing interaction topologies. *IEEE Trans. Autom. Control* **50**, 655–661 (2005).
- Ma, H. *et al.* Neural-network-based distributed adaptive robust control for a class of nonlinear multiagent systems with time delays and external noises. *IEEE Trans. Syst. Man Cybern. Syst.* **46**, 750–758 (2015).
- Ge, S. S. & Wang, C. Adaptive neural control of uncertain mimo nonlinear systems. *IEEE Trans. Neural Netw.* **15**, 674–692 (2004).

25. Ambati, P. R. & Padhi, R. A neuro-adaptive augmented dynamic inversion design for robust auto-landing. *IFAC Proc. Vol. 47*, 12202–12207 (2014).

Acknowledgements

This research was partially funded by an Engineering and Physical Sciences Research Council (EPSRC) project CASCADE (EP/R009953/1).

Author contributions

S.M.: Conceptualization, Derivation, writing manuscript, Simulation; A.T.: Supervision, Editing. All authors have reviewed the manuscript.

Competing interests

The authors declare no competing interests.

Additional information

Correspondence and requests for materials should be addressed to S.M.

Reprints and permissions information is available at www.nature.com/reprints.

Publisher's note Springer Nature remains neutral with regard to jurisdictional claims in published maps and institutional affiliations.



Open Access This article is licensed under a Creative Commons Attribution 4.0 International License, which permits use, sharing, adaptation, distribution and reproduction in any medium or format, as long as you give appropriate credit to the original author(s) and the source, provide a link to the Creative Commons licence, and indicate if changes were made. The images or other third party material in this article are included in the article's Creative Commons licence, unless indicated otherwise in a credit line to the material. If material is not included in the article's Creative Commons licence and your intended use is not permitted by statutory regulation or exceeds the permitted use, you will need to obtain permission directly from the copyright holder. To view a copy of this licence, visit <http://creativecommons.org/licenses/by/4.0/>.

© The Author(s) 2022