

# Auditory and Cognitive Training for Cognition in Adults With Hearing Loss: A Systematic Review and Meta-Analysis

Trends in Hearing  
Volume 22: 1–20  
© The Author(s) 2018  
Article reuse guidelines:  
sagepub.com/journals-permissions  
DOI: 10.1177/2331216518792096  
journals.sagepub.com/home/tia



Blake J. Lawrence<sup>1,2</sup> , Dona M. P. Jayakody<sup>1,2</sup> , Helen Henshaw<sup>3,4</sup>,  
Melanie A. Ferguson<sup>3,4,5</sup>, Robert H. Eikelboom<sup>1,2,6</sup>,  
Andrea M. Loftus<sup>7,8</sup>, and Peter L. Friedland<sup>1,2,9,10</sup>

## Abstract

This systematic review and meta-analysis examined the efficacy of auditory training and cognitive training to improve cognitive function in adults with hearing loss. A literature search of academic databases (e.g., MEDLINE, Scopus) and gray literature (e.g., OpenGrey) identified relevant articles published up to January 25, 2018. Randomized controlled trials (RCTs) or repeated measures designs were included. Outcome effects were computed as Hedge's  $g$  and pooled using random-effects meta-analysis (PROSPERO: CRD42017076680). Nine studies, five auditory training, and four cognitive training met the inclusion criteria. Following auditory training, the pooled effect was small and statistically significant for both working memory ( $g = 0.21$ ; 95% CI [0.05, 0.36]) and overall cognition ( $g = 0.19$ ; 95% CI [0.07, 0.31]). Following cognitive training, the pooled effect for working memory was small and statistically significant ( $g = 0.34$ ; 95% CI [0.16, 0.53]), and the pooled effect for overall cognition was large and significant ( $g = 1.03$ ; 95% CI [0.41, 1.66]). However, this was dependent on the classification of training approach. Sensitivity analyses revealed no statistical difference between the effectiveness of auditory and cognitive training for improving cognition upon removal of a study that used a combined auditory–cognitive approach, which showed a very large effect. Overall certainty in the estimation of effect was “low” for auditory training and “very low” for cognitive training. High-quality RCTs are needed to determine which training stimuli will provide optimal conditions to improve cognition in adults with hearing loss.

## Keywords

rehabilitation, intervention, working memory, transfer of learning, hearing aid

Date received: 22 February 2018; revised: 8 June 2018; accepted: 9 July 2018

## Introduction

Ageing is associated with a gradual decline in hearing (Liu & Yan, 2007) and cognitive function (Bishop, Lu, & Yankner, 2010). Approximately 500 million people live with hearing loss globally, and this figure is expected to rise with the ageing population (Wilson, Tucci, Merson, & O'Donoghue, 2017). Prevalence of dementia (including Alzheimer's disease) has increased rapidly in recent years and is currently the second leading cause of death in Australia (Australian Bureau of Statistics, 2017). Estimates suggest that more than 30% of older adults live with moderate hearing loss (Lin et al., 2013), which may be associated with, or compounded by, progressive cognitive decline (Loughrey, Kelly, Kelley, Brennan, & Lawlor, 2017; Taljaard, Olaithe, Brennan-Jones, Eikelboom, & Bucks, 2016). Hearing loss is the

<sup>1</sup>Ear Science Institute Australia, Subiaco, WA, Australia

<sup>2</sup>Ear Sciences Centre, Medical School, The University of Western Australia, Crawley, WA, Australia

<sup>3</sup>National Institute for Health Research Nottingham Biomedical Research Centre, UK

<sup>4</sup>Otology and Hearing Group, Division of Clinical Neuroscience, School of Medicine, University of Nottingham, UK

<sup>5</sup>Nottingham University Hospitals NHS Trust, Queens Medical Centre, Nottingham, UK

<sup>6</sup>Department of Speech-Language Pathology and Audiology, University of Pretoria, South Africa

<sup>7</sup>School of Psychology and Speech Pathology, Curtin University, Bentley, WA, Australia

<sup>8</sup>ParkC Collaborative Research Group, Curtin University, Bentley, WA, Australia

<sup>9</sup>Department of Otolaryngology Head Neck Skull Based Surgery, Sir Charles Gairdner Hospital, Nedlands, WA, Australia

<sup>10</sup>School of Medicine, Notre Dame University, Fremantle, WA, Australia

## Corresponding author:

Blake J. Lawrence, Ear Science Institute Australia, Subiaco, WA 6008, Australia.

Email: blake.lawrence@earsience.org.au



highest modifiable midlife risk factor for dementia in later life (Livingston et al., 2017). Early management or prevention of hearing loss (World Health Organization, 2017) and cognitive decline (Shah et al., 2016) are more cost-effective than delayed treatment; have been reported as patient, family, and clinician priorities for research (Henshaw, Sharkey, Crowe, & Ferguson, 2015b); and are likely to improve quality of life for older adults.

Cross-sectional and longitudinal studies report increased risk of mild cognitive impairment, all-cause dementia, and Alzheimer's disease among older adults with hearing loss (Jayakody, Friedland, Eikelboom, Martins, & Sohrabi, 2017a; Lin et al., 2011a, 2011b, 2013). Improvements in cognition have been suggested following management with hearing aids (Dawes et al., 2015) and cochlear implants (Jayakody et al., 2017b; Mosnier et al., 2015). However, meta-analytic evidence of 33 studies showed that for individuals with treated *and* untreated hearing loss, cognitive function (e.g., attention, short-term memory, executive function) was poorer compared with adults with normal hearing (Taljaard et al., 2016). Hearing impairment was also associated with worse performance across all cognitive domains (Taljaard et al., 2016). These results provide evidence of an association between hearing loss and cognitive decline in older adults. Despite amplification with hearing aids being shown to be effective at improving listening abilities, and hearing- and health-related quality of life for adults with hearing loss (Ferguson et al., 2017), more research is needed to determine the therapeutic potential of additional or alternative techniques (e.g., auditory training or cognitive training) to elicit optimal conditions for neural plasticity and associated improvements in cognitive function.

Auditory training refers to active engagement with sounds, whereby trainees learn to make distinctions between sounds presented systematically (Schow & Nerbonne, 2006). Traditionally, the goal of auditory training is to improve (bottom-up) sensory refinement of (often speech) sounds. However, there is a growing body of literature assessing auditory training-related top-down (cognitive) control processes important for listening, particularly in challenging listening situations (Ferguson & Henshaw, 2015; Pichora-Fuller & Levitt, 2012). Cognitive training refers to engagement with standardized, cognitively challenging tasks, to improve (or "exercise") different cognitive functions (Lampit, Hallock, & Valenzuela, 2014). Both approaches aim to exploit neural plasticity to improve function. There are also some training programs available that combine auditory and cognitive stimuli, for example, the Earobics program (Ingvalson, Young, & Wong, 2014).

The concept of neural plasticity is of most importance for older adults who frequently experience gradual

neurodegeneration as part of normal ageing (Cabeza, Anderson, Locantore, & McIntosh, 2002). Neural plasticity is the adaption of anatomical structures (e.g., neurons, glial cells, synapses) and physiological processes (e.g., auditory perception, memory consolidation) following active engagement in an activity requiring the use of perceptual or cognitive resources (Cai, Chan, Yan, & Peng, 2014; Tremblay, 2007). When an individual acquires new knowledge/skills in response to training, the information can either strengthen existing neural pathways and networks or lead to the creation of new neural circuits and synapses (Wall, Xu, & Wang, 2002). During computer-delivered auditory training and cognitive training, an individual is exposed to repeated stimuli and required to practice activities that train auditory perception (Tremblay, 2007) and cognitive abilities (Shah, Weinborn, Verdile, Sohrabi, & Martins, 2017). Active engagement in training may therefore produce plastic changes in the brain by exposing older adults to novel stimuli and leading to improvements in auditory or cognitive function.

To determine whether auditory or cognitive training is effective, researchers can examine improvements in the tasks that are trained (on-task learning) and the transfer of learning to untrained (off-task) outcomes (Ferguson, Henshaw, Clark, & Moore, 2014), with the latter holding the most promise for real-world benefits that extend beyond the training task (e.g., general cognitive performance or practical skills for daily living; Henshaw & Ferguson, 2014). The efficacy of home-based interventions is also reliant on participant adherence to training (Chisolm et al., 2013). After all, an intervention can only ever be effective if it is used. It is therefore important that researchers report, and systematic reviews summarize, the extent to which participants adhere to auditory and cognitive training regimes and whether these interventions initially elicit on-task learning that transfers to improvement in off-task cognitive outcomes.

There has been a steady increase in research examining the potential of home-based computer-delivered auditory training for improving speech perception (and potentially cognition) in adults with hearing loss. Initial research reported beneficial effects of computer-delivered auditory training on speech perception and cognition in people with hearing loss (Sweetow & Henderson Sabes, 2006), and the methodological parameters of the intervention (home-based, remotely monitored) appealed to researchers and clinicians (Henshaw, Clark, Kang, & Ferguson, 2012). The increased popularity of these interventions led Henshaw and Ferguson (2013a) to review the evidence. Although most of the 13 studies reported improved speech intelligibility postintervention, only one study included standardized cognitive outcome measures, and the overall quality of evidence for studies included in the review was weak (Henshaw &

Ferguson, 2013a). The authors concluded a need for well-designed and well-conducted randomized controlled trials (RCTs) to provide a more reliable estimate of the therapeutic potential of computer-delivered auditory training for improving auditory perception and cognitive function in those with hearing loss (Henshaw & Ferguson, 2013a). Since that review, more high-quality RCTs (Ferguson et al., 2014; Saunders et al., 2016) and other studies (e.g., Ferguson & Henshaw, 2015; Henshaw & Ferguson, 2014; Krishnamurti, Tingle, Bannon, & Armstrong, 2015) have examined computer-delivered auditory training and its effects on outcomes including cognition, but findings are mixed; therefore, a systematic review and meta-analysis of the results is warranted.

Computer-delivered cognitive training improves (on-task) cognition in healthy older adults (Lampit et al., 2014) and in people with mild cognitive impairment (Hill et al., 2016) and Parkinson's disease (Lawrence, Gasson, Bucks, Troeung, & Loftus, 2017). Preliminary evidence in hearing loss suggests that computer-based cognitive training may improve (on-task) working memory (Bansal, 2014; Oba, Galvin, & Fu, 2013), executive function, verbal memory, and attention in cochlear implant recipients (Bansal, 2014). Research has also shown an association between cortical areas that contribute to auditory perception and performance of specific cognitive abilities (e.g., attention and working memory) in those with hearing loss. Anderson, White-Schwoch, Parbery-Clark, and Kraus (2013b) compared the beneficial effects of auditory-based cognitive training ("Brain Fitness") with an active control group and reported improved neural response timing to speech in noise and improved short-term memory and speed of processing posttraining. Reviews by Akeroyd (2008) and Lunner, Rudner, and Ronnberg (2009) also suggested that working memory is most frequently associated with an individual's improved speech recognition in noise and response to hearing aid processing of speech. Computer-delivered cognitive training may therefore improve cognition and auditory perception by training cognitive domains (e.g., working memory) associated with improved processing of speech in people with hearing loss.

To summarize, older adults frequently experience hearing loss and cognitive decline, and research shows a behavioral and potential pathophysiological association between the two. Home-based computer-delivered auditory training and cognitive training may provide optimal conditions to elicit neural plasticity and improve cognitive function in older adults with impaired hearing. However, the original systematic review by Henshaw and Ferguson (2013a) examined only auditory training interventions, and only one study included cognitive outcomes, which did not permit a meta-analysis of results. Moreover, there is no published systematic review or meta-analysis of cognitive training for improving cognition in adults with

hearing loss. It therefore remains unclear whether auditory training or cognitive training is most efficacious for improving cognition in this population.

The primary aim of this systematic review and meta-analysis is to determine if auditory training or cognitive training can improve cognitive function in adults with hearing loss. The secondary aims are to determine which intervention is most efficacious for improving cognition in this population, whether beneficial effects are seen for on-task (trained) and off-task (untrained) outcomes, and whether participants adhere to an intervention with limited supervision.

## Methods

### Search Strategy

This systematic review was conducted in accordance with the Preferred Reporting of Systematic Reviews and Meta-Analyses (PRISMA) statement (see Supplementary Table 1; Moher, Liberati, Tetzlaff, & Altman, 2009) and was prospectively registered with PROSPERO (ID: CRD42017076680). Key terms were systematically searched in online databases (e.g., MEDLINE, Scopus) for published articles, gray literature (e.g., OpenGrey), and completed trials in preparation for publication (e.g., Clinicaltrials.gov). Search parameters were from first date of publication to January 25, 2018 and limited to adult participants and English language (see Supplementary Table 2). Reference lists of published articles were also searched.

### Study Selection

Studies were included in the systematic review if they (a) recruited adult participants with postlingual hearing loss with or without hearing aids or cochlear implants, (b) evaluated home-based computer-delivered auditory training or cognitive training, (c) used an RCT or repeated measures design, and (d) used primary outcomes measured by standardized neuropsychological tests of cognitive function. For the purposes of this review, interventions were classified as either auditory or cognitive training based on the underlying training task constructs. Two lead authors (B. J. L. and D. M. P. J.) screened article titles and abstracts in line with selection criteria and identified preliminary articles for inclusion. Both authors then independently screened selected articles to determine the final studies for inclusion. Disagreements were resolved through discussion.

### Data Extraction

The data extracted from each study included participants, interventions, comparisons, outcomes, and study

design (PICOS; Moher et al., 2009). Participant adherence to a training intervention was also extracted. Cognitive outcomes were categorized in accordance with neuropsychological handbook recommendations (Strauss, Sherman, & Spreen, 2006) and following methods from previous reviews of cognitive training (Hill et al., 2016) and cognition/hearing loss in older adults (Taljaard et al., 2016). Only three studies reported outcomes beyond those immediately postintervention. One cognitive training study reported outcome results at 1 month (Oba et al., 2013) and another at 2 weeks and 6 months (Henshaw & Ferguson, 2013b) postintervention; this difference in follow-up time did not permit examination of a pooled intervention effect. One auditory training study reported outcomes at 6 months postintervention (Saunders et al., 2016). Corresponding authors were contacted when study information, participant characteristics, and necessary data to compute an effect size were not reported.

### Quality of Evidence

The Grading of Recommendations Assessment, Development and Evaluation (GRADE) system was used to assess the quality of evidence (Schünemann, Brozek, Guyatt, & Oxman, 2017). The GRADE system evaluates the quality of evidence across studies for each outcome included in a systematic review and is summarized by an overall “certainty of evidence” grading. Gradings range from “very low” to “high” and represent the extent of certainty in an outcome result as a reliable estimate of an intervention’s true effect (Schünemann et al., 2017).

### Statistical Analysis and Publication Bias

Data analysis was completed using Comprehensive Meta-Analysis version 3.3.070 (Borenstein, Hedges, Higgins, & Rothstein, 2011). For studies that used RCT designs, the change score method from pre- to postintervention was used to calculate the absolute magnitude of change between intervention and control groups. For repeated measures designs, pre- and postintervention means and standard deviations and the correlation between these scores were used to calculate the degree of change during the intervention. When studies did not report means and standard deviations,  $t$  statistics and probability levels for between-group tests were used to compute effect sizes (Ray & Shadish, 1996). Effect sizes for each outcome were then computed as Hedge’s  $g$  (Borenstein et al., 2011). For studies that reported multiple conceptually related outcomes for individual cognitive domains, effect sizes were calculated by computing the mean effect within each domain and adjusting the mean variance by 0.8 to correct for intercorrelation

among outcome. Domain effect sizes and adjusted variances were then pooled using a random-effects model, with 95% confidence intervals (Borenstein et al., 2011; Hedges & Vevea, 1998). Mixed effects  $Q$  tests for between-groups analysis of variance was used to compare auditory training and cognitive training pooled effects (Borenstein et al., 2011). Egger’s regression asymmetry test and Fail-Safe  $N$  were used to assess publication bias (Egger, Smith, Schneider, & Minder, 1997; Rosenthal, 1979).

### Heterogeneity and Sensitivity Analyses

Cochrane’s  $Q$  and  $I^2$  statistics were used to examine heterogeneity. A difference between an observed and true effect is measured by a statistically significant  $Q$  statistic (Huedo-Medina, Sánchez-Meca, Marín-Martínez, & Botella, 2006). However, the  $Q$  statistic may overestimate this difference in small sample sizes. If  $Q$  was statistically significant, the  $I^2$  statistic estimated the percentage of variation across the samples due to heterogeneity.  $I^2$  values of 0% to 40% (low), 41% to 60% (medium), and 61% to 100% (high) were used to categorize levels of heterogeneity (Moher et al., 2009). For pooled effect estimates with statistically significant heterogeneity, sensitivity analyses were conducted to examine whether removing studies with anomalous characteristics (e.g., intervention type, participant subgroups) would account for the heterogeneity and impact pooled effects.

## Results

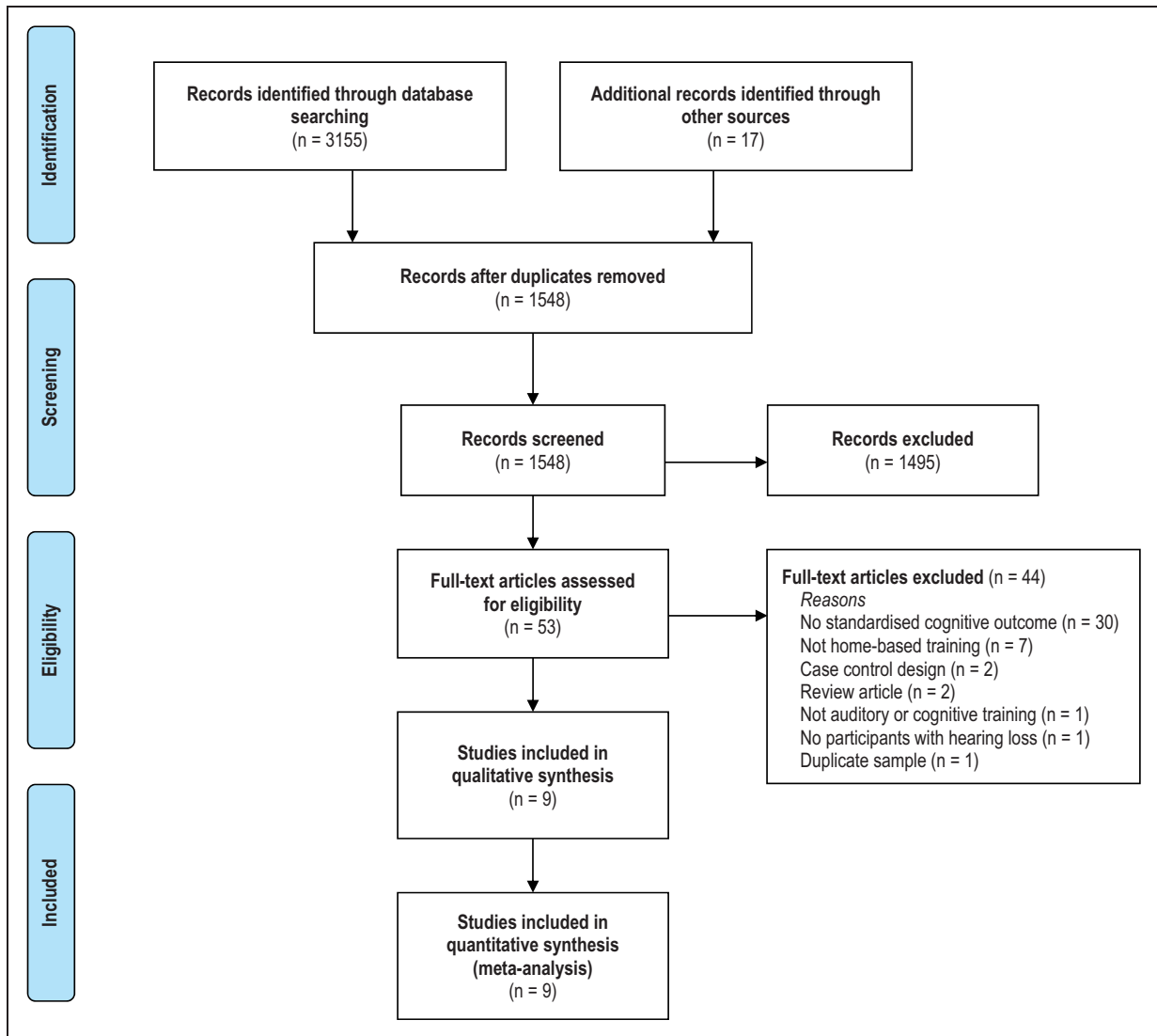
### Search Results

In total, 3,317 titles and abstracts were systematically screened in online databases. Fifty-three studies were retrieved for full-text evaluation. Forty-four were excluded as they did not include standardized neuropsychological outcomes measuring cognition (30), were not a home-based training intervention (7), did not include auditory or cognitive training (1), were a case-control design (2), were a review article (2), did not include participants with only postlingual hearing loss (1), or were a duplicate sample (1). Figure 1 provides the PRISMA flow chart for search results.

### Study Characteristics

Nine studies involving 620 participants met inclusion criteria (see Tables 1 and 2). Participants were typically older adults (age  $M_{years} = 64.81$ ,  $SD = 5.14$ ) with mild to severe hearing loss. Intervention and control group sample sizes ranged from 8 to 89 participants ( $M = 51.67$ ,  $SD = 25.99$ ). Four studies included





**Figure 1.** PRISMA flow chart of search results.  
PRISMA = Preferred Reporting of Systematic Reviews and Meta-Analyses.

participants using hearing aids (Henshaw & Ferguson, 2013b, 2014; Saunders et al., 2016; Sweetow & Henderson Sabes, 2006), one included cochlear implant recipients (Oba et al., 2013), three included participants with no amplification (Anderson, White-Schwoch, Choi, & Kraus, 2013a; Anderson et al., 2013b; Ferguson et al., 2014), and one did not report this information (Krishnamurti et al., 2015).

Five studies examined auditory training (Ferguson et al., 2014; Henshaw & Ferguson, 2014; Krishnamurti et al., 2015; Saunders et al., 2016; Sweetow & Henderson Sabes, 2006) and four examined cognitive training (Anderson et al., 2013a, 2013b; Henshaw & Ferguson, 2013b; Oba et al., 2013). Six studies were RCTs (Anderson et al., 2013a, 2013b; Ferguson et al., 2014; Henshaw & Ferguson, 2013b;

Saunders et al., 2016; Sweetow & Henderson Sabes, 2006), and three adopted repeated measures designs (Henshaw & Ferguson, 2014; Krishnamurti et al., 2015; Oba et al., 2013). For one completed clinical trial (Henshaw & Ferguson, 2013b, final publication pending), data were obtained from the authors at the point of upload to clinicaltrials.gov (Ref: NCT01892007). Saunders et al. (2016) reported data for four groups, comparing two forms of LACE™ auditory training with a placebo training group and a control group. Results for Saunders et al. (2016) were therefore reported as four individual effect estimates.

Neuropsychological tests of cognitive function were used heterogeneously across studies. Refer to Table 3 for a summary of outcomes used to measure changes in cognition among included studies.

Table 1. Summary of Included Auditory Training Studies.

Study	Design	Participants	Intervention	Comparator	Cognitive outcomes	Results	Adherence/Notes
Auditory training							
Sweetow and Henderson Sabes (2006) <sup>a</sup>	Randomized controlled trial with crossover design	Total N = 89. Intervention group, N = 56, M age = 63.2 years. Sex not reported Control group, N = 33, M age = 64.2 years. Sex not reported Mild to severe SNHL (PTA = 38.35), N = 56 existing hearing aid users	Home-based Listening and Communication Enhancement (LACE™) training (5 × 30-min sessions per week, for 4 weeks) Significant improvement shown for trained LACE™ tasks (p < .05)	Crossover control group that completed training following the intervention group	Listening Span Test (working memory) Snoop (Color-Word) Test (executive function)	Postintervention improvements in the intervention group for the Snoop test (3.1 s, p < .05) and Listening Span Test (0.5 sentences, p < .05)	73% of participants completed the full training schedule No baseline measure of cognitive status reported
Henshaw and Ferguson (2014)	Repeated measures	N = 36, M age = 67.4 years. Sex not reported All participants had mild to moderate SNHL and hearing aid users (PTA = 39.50)	Home-based phoneme-discrimination-in-noise task training on the IHR-STAR platform 14 × 15-min sessions per week, for 1 week Significant improvement shown for trained IHR-STAR tasks (p < .001)	None	Letter-Number Sequencing task (executive function) Dual-Task of Listening and Memory (executive function)	No pre to postintervention results were reported for the Letter-Number Sequencing task. However, improvement in Dual-Task of Listening and Memory was found postintervention (p < .001)	Proportion of participants who completed the full training schedule was not reported, but M time = 197.8 min and was less than the required 210 min No baseline measure of cognitive status reported
Ferguson et al. (2014)	Randomized controlled trial with crossover design	N = 44, M age = 65 years. 66% male All participants had bilateral mild SNHL and were not hearing aid users (PTA = 28.1) Intervention Group Matrix Reasoning (IQ), M = 55.7 Control Group Matrix Reasoning (IQ), M = 57.0	Home-based "Phoneme" phoneme training on the IHR-STAR platform 6 × 15-min sessions per week, for 4 weeks Significant improvement shown for trained IHR-STAR tasks (p < .05)	Crossover control group that completed training following the intervention group	Digit Span (working memory) Visual Letter Monitoring (1 letter per 2 s) (working memory) Visual Letter Monitoring (1 letter per 1 s) (working memory) Test of Everyday Attention (Single Task; attention) Test of Everyday	No significant difference between groups on cognitive outcomes at postintervention (p = .06)	80% of participants completed the full training schedule Minimization was used to allocate participants

(continued)

Table 1. Continued

Study	Design	Participants	Intervention	Comparator	Cognitive outcomes	Results	Adherence/Notes
Krishnamurti et al. (2015)	Repeated measures	N = 8, M age = 71.6 years. Sex not reported All participants had bilateral mild to severe SNHL (PTA = 29.55). Use of hearing aids were not reported	Nursing home-based auditory training using Angel Sound software Training varied between 6 and 7 weeks in length. No specific training parameters were reported Significant improvement shown for trained auditory tasks (p values not reported)	None	Attention (Dual Task; Woodcock Johnson Test of Cognitive Abilities—Auditory Working Memory Subtest (working memory))	Postintervention improvement in working memory ( $p = .01$ )	No adherence to training was reported Participants had mild to moderate cognitive decline. But no baseline measure of cognitive status reported
Saunders et al. (2016)	Randomized controlled trial	Total N = 279, M age = 68.5 years. Sex not reported LACE-DVD group, N = 68, M age = 68.2 years LACE-C group, N = 65, M age = 69 years Placebo group, N = 73, M age = 67 years Control group, N = 73, M age = 69.9 years All participants had bilateral mild to moderate SNHL and using hearing aids (PTA = 45.85)	LACE-DVD group completed home-based listening tasks using a computer, 20 × 30-min sessions over 4 weeks LACE-C group completed home-based LACE™ training, 5 × 30-min sessions, per week, for 4 weeks No significant improvement shown for trained auditory tasks	Placebo group completed home-based book listening tasks using a computer, 20 × 30-min sessions over 4 weeks Control group completed a one-to-one educational counseling session with an audiologist	Modified version of Digit Span Test using words (working memory)	Compared with the placebo or control groups, no intervention group improved on the modified version of the Digit Span Test For the LACE-C group, 84% of 50 participants completed the full training schedule No baseline measure of cognitive status reported	For the LACE-DVD group, 85% of participants completed the full training schedule but this was self-reported adherence For the LACE-C group, 84% of 50 participants completed the full training schedule No baseline measure of cognitive status reported

Note. dB = decibels; IHR-STAR = Institute for Health Research System for Testing Auditory Responses; IQ = intelligence quotient; M = mean; PTA = pure tone average; SD = standard deviation; SNHL = sensorineural hearing loss.

<sup>a</sup>Study information collected from systematic review by Henshaw and Ferguson (2013a) and confirmed with original publication.

**Table 2.** Summary of Included Cognitive Training Studies.

Study	Design	Participants	Intervention	Comparator	Cognitive outcomes	Results	Adherence/Notes
<b>Cognitive training</b>							
Anderson et al. (2013a)	Randomized controlled trial	Total $N = 30$ . $M$ age = 66 years, 33% male All participants had hearing loss thresholds < 80 dB through 8 kHz Intervention IQ, $M = 119.36$ , $SD = 12.43$ Control IQ, $M = 122.56$ , $SD = 14.61$	Home-based Brain Fitness Cognitive Training (Posit Science) 5 × 60-min sessions per week, for 8 weeks Performance on trained Brain Fitness tasks not reported	Active control group that completed general educational stimulation, matching time, and computer use with the intervention group	Woodcock Johnson Test of Cognitive Abilities—Memory for Words and Numbers Reversed Subtests (short-term memory) Integrated Visual and Auditory Continuous Performance Test (on-task; $p = .009$ ) but no improvement on Memory for Words (off-task; $p = .13$ )	Postintervention improvements in the intervention group for Integrated Visual and Auditory Continuous Performance Test (on-task; $p = .009$ ) but no improvement on Memory for Words (off-task; $p = .13$ )	Results included in this review are from a subset of only hearing-impaired participants Completion of training was verified through automated logs in the training software, but no adherence results reported
Anderson et al. (2013b)	Randomized controlled trial	Total $N = 67$ . $M$ age = 63 years, 43% male All participants had mild SNHL (PTA, 0.5 to 4 kHz = 18.05; 6 to 8 kHz = 29.6) Intervention group MoCA, $M = 27.57$ , $SD = 1.96$ Control group MoCA, $M = 27.31$ , $SD = 1.50$	Home-based Brain Fitness Cognitive Training (Posit Science) 5 × 60-min sessions per week, for 8 weeks Performance on trained Brain Fitness tasks not reported	Active control group that completed general educational stimulation, matching time, and computer use with the intervention group	Woodcock Johnson Test of Cognitive Abilities—Memory for Words Subtest (short-term memory) Woodcock Johnson Test of Cognitive Abilities—Visual Matching Subtest (processing speed)	Postintervention improvements in the intervention group for the Memory for Words (off-task; $p < .001$ ) and Visual Matching (off-task; $p = .02$ )	Participants were regularly contacted to ensure adherence to training, but no results reported
Oba et al. (2013)	Repeated measures	$N = 10$ , $M$ age = 52.1 years, 50% male All participants were postlingually hearing-impaired cochlear implant recipients (PTA not reported)	Home-based visual memory training. An adapted version of the Visual Digit Span task 5 × 30-min sessions per week, for 4 weeks	None	Visual Digit Span (working memory) Auditory Digit Span (working memory)	Visual Digit Span (on-task) improved at 5 hr posttraining ( $p = .002$ ) and 10 hr posttraining ( $p < .001$ ). No improvement for Auditory Digit Span (off-task)	100% of participants completed the full training schedule No baseline measure of cognitive status reported

(continued)



Table 2. Continued

Study	Design	Participants	Intervention	Comparator	Cognitive outcomes	Results	Adherence/Notes
Henshaw and Ferguson (2013b; final publication pending) <sup>a</sup>	Randomized controlled trial	Total $N = 57$ . $M$ age = 64.9 years, 47% male All participants had mild to moderate SNHL (PTA = 40.20) Intervention group MoCA, $M = 27.9$ , $SD = 1.20$ Control group MoCA, $M = 28.1$ , $SD = 1.60$	Home-based working memory training (Cogmed™) 5 × 35 to 45-min sessions per week, for 5 weeks Significant improvements shown for trained Cogmed™ tasks ( $p < .001$ )	An active control group that completed a placebo (nonadaptive) version of the training platform (Cogmed™)	Visual Letter Monitoring (1 letter per 2 s) (working memory) Visual Letter Monitoring (1 letter per 1 s) (working memory) Digit Span Backwards (working memory) Test of Everyday Attention (Subtest 6) (attention) Test of Everyday Attention (Subtest 7) (divided attention) Dual-Task of Listening and Memory (executive function)	Nonsignificant post-training improvements for pooled working memory (on-task) outcomes ( $p = .31$ ), pooled attention (off-task) outcomes ( $p = .16$ ), and the executive function (off-task) outcome ( $p = .83$ ) <sup>b</sup>	100% of participants completed the full training schedule, with support from communication partners who acted as “training aide” Minimization was used to allocate participants to groups

Note. dB = decibels; IQ = intelligence quotient;  $M$  = mean; MoCA = Montreal Cognitive Assessment; PTA = pure tone average;  $SD$  = standard deviation; SNHL = sensorineural hearing loss.

<sup>a</sup>Study information and prepublication data via [clinicaltrials.gov](http://clinicaltrials.gov) (Ref: NCT01892007).

<sup>b</sup>These significance values correspond to the meta-analysis results reported in Table 6.

**Table 3.** Neuropsychological Tests Used to Measure Cognition Among Included Studies.

Cognitive domain	Neuropsychological test	Reference	Study
Working memory	Digit Span Test	Wechsler, D. (2008). <i>Wechsler Adult Intelligence Scale—Fourth Edition (WAIS-IV)</i> . San Antonio, TX: NCS Pearson.	Henshaw and Ferguson (2013b) Ferguson et al. (2014) Saunders et al. (2016) Oba et al. (2013)
	Visual Letter Monitoring Task	Gatehouse, S., Naylor, G., & Elberling, C. (2003). Benefits from hearing aids in relation to the interaction between the user and the environment. <i>International Journal of Audiology</i> , 42, 77–85.	Henshaw and Ferguson (2013b) Ferguson et al. (2014)
	Auditory Working Memory Subtest	Woodcock, R., McGrew, K., & Mather, N. (2001). <i>Woodcock-Johnson III Tests of Cognitive Abilities</i> . Itasca, IL: Riverside.	Krishnamurti et al. (2015)
	Listening Span Test	Pichora-Fuller, M. K., Schneider, B. A., & Daneman, M. (1995). How young and old adults listen to and remember speech in noise. <i>The Journal of the Acoustical Society of America</i> , 97, 593–608.	Sweetow and Henderson Sabes (2006)
Executive function	Stroop (Color–Word) Test	Golden, C. J., & Freshwater, S. M. (1978). <i>Stroop color and word test</i> . Torrance, CA: Western Psychological Services.	Sweetow and Henderson Sabes (2006)
	Letter–Number Sequencing	Wechsler, D. (2008). <i>Wechsler Adult Intelligence Scale—Fourth Edition (WAIS-IV)</i> . San Antonio, TX: NCS Pearson.	Henshaw and Ferguson (2014)
	Dual-Task of Listening and Memory	Howard, C. S., Munro, K. J., & Plack, C. J. (2010). Listening effort at signal-to-noise ratios that are typical of the school classroom. <i>International Journal of Audiology</i> , 49, 928–932.	Henshaw and Ferguson (2014) Henshaw and Ferguson (2013b)
Short-term memory	Memory for Words and Numbers Reversed Subtests	Woodcock, R., McGrew, K., & Mather, N. (2001). <i>Woodcock-Johnson III Tests of Cognitive Abilities</i> . Itasca, IL: Riverside.	Anderson et al. (2013a) Anderson et al. (2013b)
Attention/processing speed	Visual Matching Subtest	Woodcock, R., McGrew, K., & Mather, N. (2001). <i>Woodcock-Johnson III Tests of Cognitive Abilities</i> . Itasca, IL: Riverside.	Anderson et al. (2013b)
	Integrated Visual and Auditory Continuous Performance Test	BrainTrain™, North Chesterfield, VA (source: <a href="http://www.braintrain.com/">http://www.braintrain.com/</a> )	Anderson et al. (2013a)
	Test of Everyday Attention	Robertson, I. H., Ward, T., Ridgeway, V., & Nimmo-Smith, I. (1994). <i>The test of everyday attention</i> . San Antonio, TX: Psychological Corporation.	Henshaw and Ferguson (2013b) Ferguson et al. (2014)

### Quality of Evidence

According to the GRADE criteria (Schünemann et al., 2017), the certainty of evidence for improved overall cognition was “low” following auditory training (see Table 4) and “very low” following cognitive training (see Table 5). Certainty in evidence was most frequently downgraded due to methodological bias within studies, variability between study designs and interventions, heterogeneity within pooled effect estimates, and the small number of published studies available for inclusion in this review.

### Adherence to Training

Percentage of participants who completed a recommended duration of auditory or cognitive training was used to assess adherence (Henshaw & Ferguson, 2013a). Six out of nine studies reported participant adherence. Sweetow and Henderson Sabes (2006) reported 73% of participants (65/89) completed the auditory training intervention, which involved 5 × 30-min training sessions per week for 4 weeks. Henshaw and Ferguson (2014) did not report the percentage of participants who completed the intervention but did state the average time spent

**Table 4.** .GRADE Summary of Evidence for Auditory Training.

Patient or population: adults with hearing loss Setting: community samples Intervention: auditory training Comparison: placebo group, control group, or no comparison							
Outcome					Overall certainty of evidence	Effect size g (95% CI)	What happens
No. of participants (studies)	Risk of bias	Inconsistency	Indirectness	Imprecision			
Working memory No. of participants: 420 (4 studies) <sup>a</sup>	Very serious	Not serious	Not serious	Serious	⊕⊕○○ LOW <sup>b,c,d,e</sup>	0.21 [0.05, 0.36]	Improvement in working memory following auditory training was small and statistically significant
Executive function No. of participants: 125 (2 studies)	Very serious	Serious	Serious	Serious	⊕○○○ VERY LOW <sup>b,e,f,g</sup>	0.21 [−0.12, 0.54]	Improvement in executive function following auditory training was small but not statistically significant
Attention/processing speed No. of participants: 44 (1 study)	Not serious	NA	Not serious	Serious	⊕⊕⊕○ MODERATE <sup>e,h</sup>	0.16 [−0.36, 0.68]	Improvement in attention/processing speed following auditory training was small but not statistically significant
Overall cognition No. of participants: 456 (5 studies) <sup>i</sup>	Very serious	Not serious	Serious	Serious	⊕⊕○○ LOW <sup>b,c,e,f</sup>	0.19 [0.07, 0.31]	Improvement in overall cognition following auditory training was small and statistically significant

Note. CI = confidence interval; g = Hedge's g; GRADE = Grading of Recommendations Assessment, Development and Evaluation; NA = unable to grade inconsistency with only one study contributing to summary effect.

<sup>a</sup>Four studies including seven subgroups.

<sup>b</sup>Certainty of evidence downgraded one level because a proportion of studies were graded as high risk of bias across multiple criteria.

<sup>c</sup>Study effects were consistent, and nonsignificant heterogeneity supported the overall consistency within the pooled effect.

<sup>d</sup>Indirectness was not downgraded considering studies adopted similar intervention parameters and outcomes.

<sup>e</sup>Certainty of evidence downgraded one level for imprecision because few studies with small N participants were included in pooled effect.

<sup>f</sup>Certainty of evidence downgraded one level for indirectness because intervention parameters varied between studies.

<sup>g</sup>Certainty of evidence downgraded one level for inconsistency because there was a moderate degree of heterogeneity within the pooled effect.

<sup>h</sup>The study included in this effect was a high-quality randomized control trial with no risk of bias.

<sup>i</sup>Five studies including eight subgroups.

completing auditory training was 197.8 min, which was less than the predetermined 210 min intervention. Ferguson et al. (2014) reported 80% (35/44) of participants completed the auditory training intervention. Saunders et al. (2016) reported 85% of their LACE-DVD group (58/68) completed the intervention, but this figure was self-reported adherence, and 84% of their LACE-C group (42/50) adhered with the full auditory training intervention. Oba et al. (2013) stated that 100% of participants ( $N=10$ ) completed the full cognitive training schedule. Henshaw and Ferguson (2013b) provided raw data indicating that 100% of participants, who were supported and monitored by their communication partner, completed their 5-week (25-session) cognitive training intervention. Three studies did not report adherence to training (Anderson et al., 2013a, 2013b; Krishnamurti et al., 2015), but Anderson et al. (2013a, 2013b) stated that participants were regularly contacted or monitored during the intervention to ensure they adhered to training parameters.

### Auditory and Cognitive Training: Improvements for Trained Tasks

All auditory training studies, excluding one (Saunders et al., 2016), reported statistically significant improvement on the auditory tasks participants completed during interventions (see Table 1). Of the cognitive training studies, Henshaw and Ferguson (2013b) and Oba et al. (2013) reported statistically significant improvement on trained intervention tasks (see Table 2), whereas Anderson et al. (2013a, 2013b) did not report participant performance on training tasks.

### Auditory and Cognitive Training: Improvements in Outcomes

The overall effect of auditory training on cognitive outcomes in adults with hearing loss was small and statistically significant, with no heterogeneity (see Table 6). The effect of auditory training on working memory

**Table 5.** GRADE Summary of Evidence for Cognitive Training.

Outcome	Risk of bias	Inconsistency	Indirectness	Imprecision	Overall certainty of evidence	Effect size <i>g</i> (95% CI)	What happens
Working memory No. of participants: 67 (2 studies)	Very serious	Not serious	Not serious	Serious	⊕⊕○ LOW <sup>a,b,c,d</sup>	0.38 [0.14, 0.63]	Improvement in working memory following cognitive training was small and statistically significant
Executive function No. of participants: 57 (1 study)	Not serious	NA	Not serious	Serious	⊕⊕⊕○ MODERATE <sup>d,e</sup>	-0.06 [-0.57, 0.46]	Decline in executive function following cognitive training was small but not statistically significant
Short-term memory No. of participants: 97 (2 studies)	Serious	Serious	Not serious	Serious	⊕○○○ VERY LOW <sup>a,c,d,f</sup>	1.97 [-1.09, 5.04]	Improvement in short-term memory following cognitive training was large but not statistically significant
Attention/processing speed No. of participants: 154 (3 studies)	Serious	Serious	Not serious	Serious	⊕○○○ VERY LOW <sup>a,c,d,f</sup>	1.37 [-0.38, 3.13]	Improvement in attention/processing speed following cognitive training was large but not statistically significant
Overall cognition No. of participants: 164 (4 studies)	Serious	Serious	Not serious	Serious	⊕○○○ VERY LOW <sup>a,c,d,f</sup>	1.03 [0.41, 1.66]	Improvement in overall cognition following cognitive training was large and statistically significant

Note. CI = confidence interval; *g* = Hedge's *g*; GRADE = Grading of Recommendations Assessment, Development and Evaluation; NA = unable to grade inconsistency with only one study contributing to summary effect.

<sup>a</sup>Certainty of evidence downgraded one level because a proportion of studies were graded as high risk of bias across multiple criteria.

<sup>b</sup>Study effects were consistent, and nonsignificant heterogeneity supported the overall consistency within the pooled effect.

<sup>c</sup>Indirectness was not downgraded considering studies adopted similar intervention parameters and outcomes.

<sup>d</sup>Certainty of evidence downgraded one level for imprecision because few studies with small *N* participants were included in pooled effect.

<sup>e</sup>The study included in this effect was a high-quality randomized control trial with no risk of bias.

<sup>f</sup>Certainty of evidence downgraded one level for inconsistency because there was a large degree of heterogeneity within the pooled effect.

was also small and significant, whereas executive function and attention/processing speed were small and not significant. The pooled effect for cognitive training improving overall cognitive function in adults with hearing loss was large and statistically significant, with a large degree of heterogeneity (see Table 6). For individual cognitive domains, working memory was small and significant, short-term memory and attention/processing speed were large but not significant, and executive function was small, not significant and favored the control group. There was a statistically significant difference between the overall pooled effects for auditory training ( $g = 0.19$ ) and cognitive training ( $g = 1.06$ ) for improving cognitive function ( $Q = 5.74$ ,  $p = .02$ ).

### On-Task and Off-Task Cognitive Outcomes

All cognitive outcomes contributing to the significant pooled effect of auditory training improving overall cognition were classified as off-task (untrained), indicating that auditory training provides a small transfer of learning to untrained cognition (see Table 6). For cognitive training, however, five pooled outcomes were classified as off-task and three pooled outcomes as on-task, given their substantial overlap with tasks that were trained (see Table 6). Compared with the studies that included on-task cognitive outcomes (Anderson et al., 2013a; Henshaw & Ferguson, 2013b; Oba et al., 2013), the off-task and untrained outcomes unique to Anderson et al.'s

**Table 6.** Meta-Analysis Results for Auditory Training and Cognitive Training Studies.

Intervention	Outcome	Study	On/Off-task	Effect size statistics					Heterogeneity statistics		
				g	95% CI		Z	p	Q (df)	p	I <sup>2</sup>
					Lower	Upper					
Auditory training	WM	Sweetow and Henderson Sabes (2006)	Off-task	0.43	0.003	0.86	1.97	.05	6.60 (6)	.36	9.05
		Ferguson et al. (2014)	Off-task	0.13	-0.45	0.71	0.45	.66			
		Krishnamurti et al. (2015)	Off-task	1.10	0.28	1.92	2.63	.01*			
		Saunders et al. (2016) <sup>a</sup>	Off-task	0.14	-0.19	0.47	0.82	.41			
		Saunders et al. (2016) <sup>b</sup>	Off-task	0.13	-0.20	0.46	0.78	.44			
		Saunders et al. (2016) <sup>c</sup>	Off-task	0.08	-0.25	0.41	0.47	.64			
		Saunders et al. (2016) <sup>d</sup>	Off-task	0.19	-0.14	0.52	1.14	.26			
	Pooled effect		0.21	0.05	0.36	2.58	.01*				
	EF	Sweetow and Henderson Sabes (2006)	Off-task	0.43	0.003	0.86	1.97	.05			
		Henshaw and Ferguson (2014)	Off-task	0.09	-0.15	0.33	0.70	.48			
Pooled effect			0.21	-0.12	0.54	1.27	.20				
A/PS	Ferguson et al. (2014)	Off-task	0.16	-0.42	0.74	0.54	.59				
	Overall pooled effect		0.19	0.07	0.31	3.15	.002*				
Cognitive training	WM	Oba et al. (2013)	On-task	0.41	0.16	0.69	2.91	.004*			
		Henshaw and Ferguson (2013b)	On-task	0.27	-0.25	0.79	1.02	.31			
		Pooled effect		0.38	0.14	0.63	3.05	.002*			
	EF	Henshaw and Ferguson (2013b)	Off-task	-0.06	-0.57	0.46	-0.22	.83			
		Pooled effect		0.22 (1)	.64	0.00					
	ST-M	Anderson et al. (2013a)	Off-task	0.41	-0.29	1.12	1.15	.25			
		Anderson et al. (2013b)	Off-task	3.54	2.78	4.31	9.08	.000***			
		Pooled effect		1.97	-1.09	5.04	1.26	.21			
	A/PS	Anderson et al. (2013a)	On-task	0.35	-0.35	1.05	0.98	.33			
		Anderson et al. (2013b)	Off-task	3.47	2.71	4.22	9.02	.000***			
		Henshaw and Ferguson (2013b)	Off-task	0.37	-0.15	0.89	1.40	.16			
		Pooled effect		1.38	-0.50	3.27	1.44	.15			
		Overall pooled effect		1.06	0.27	1.86	2.62	.009*			

Note. A/PS = attention/processing speed; CI = confidence interval; EF = executive function; g = Hedge's g; p = significance level; Q = Cochrane's Q; ST-M = short-term memory; WM = working memory.

<sup>a</sup>Computer intervention compared with placebo group.

<sup>b</sup>Computer intervention compared with control group.

<sup>c</sup>DVD intervention compared with placebo group.

<sup>d</sup>DVD intervention compared with control group.

\* $p < .05$ . \*\* $p < .001$ .

(2013b) intervention demonstrated the largest improvement following training.

### Publication Bias

Publication bias statistics were calculated for statistically significant pooled effects including more than two studies. For the effect of auditory training on overall cognitive function, Egger's regression was statistically significant ( $p = .02$ ), indicating the presence of publication bias, and 25 studies with nonsignificant results would be needed to render this effect zero.

Egger's regression was significant ( $p = .04$ ) for the effect of auditory training on working memory, and

Rosenthal's Fail-Safe  $N$  indicated that 11 nonsignificant results were needed to undermine the significant effect. For the effect of cognitive training on overall cognition, Egger's regression was not significant ( $p = .18$ ), and 160 nonsignificant results would be needed to render this effect zero.

### Sensitivity Analyses

Oba et al. (2013) included participants with cochlear implants, Henshaw and Ferguson (2013b) included participants using hearing aids, and Anderson et al. (2013b) reported very large effects. Three sensitivity analyses were therefore conducted to determine if removing



**Table 7.** Changes in Pooled Effect Sizes Following Sensitivity Analyses.

Intervention	Outcome	Study removed		Effect size statistics					Heterogeneity statistics		
				g	95% CI		Z	p	Q (df)	p	I <sup>2</sup>
					Lower	Upper					
Cognitive training	Overall cognition		Original pooled effect	1.06	0.27	1.86	2.62	.009*	123.08 (7)	.000**	94.31
		Oba et al. (2013)	Changed pooled effect	1.17	0.14	2.21	2.22	.03*	117.54 (6)	.000**	94.90
		Henshaw and Ferguson (2013b)	Changed pooled effect	1.62	0.26	2.98	2.33	.02*	106.48 (4)	.000**	96.24
		Anderson et al. (2013b)	Changed pooled effect	0.32	0.13	0.51	3.34	.001*	2.65 (5)	.75	0.00

Note. CI = confidence interval; g = Hedge's g; p = significance level; Q = Cochran's Q.

\*p < .05. \*\*p < .001.

these studies would account for the heterogeneity within the overall pooled effect of cognitive training for cognition (see Table 7). Following removal of Oba et al. (2013) and Henshaw and Ferguson (2013b), pooled effects remained large with a large and significant degree of heterogeneity. Whereas removal of Anderson et al. (2013b) reduced the pooled effect to small while remaining significant and with no heterogeneity, and there was no longer a significant difference between the overall effect of auditory training ( $g = 0.19$ ), and this changed effect of cognitive training ( $g = 0.32$ ) for improving cognitive function ( $Q = 1.35$ ,  $p = .25$ ).

## Discussion

The present study is the first systematic review and meta-analysis to provide pooled effect estimates of both auditory training and cognitive training for improving cognitive function in adults with hearing loss. The primary aim of cognitive training is to improve cognitive function, but given the relationship between listening and cognition, this type of training might have consequential benefits for adults with hearing loss. The primary aim of auditory training is to improve auditory skills, but recent evidence suggests there may be improvements in cognition (Ferguson & Henshaw, 2015). Here, we are looking at how effective each type of training is on cognition for this population.

When auditory training studies were combined, there were small but significant transfer of learning effects favoring improved working memory and overall cognition. The beneficial effect of auditory training on cognition may be explained by the Ease of Language Understanding model (Rönnberg et al., 2013) within the Scaffolding Theory of Ageing and Cognition (Goh & Park, 2009). The Ease of Language Understanding model suggests that working memory (a primarily frontal function) is a cognitive resource responsible for an individual's successful use of attention when listening to speech, processing and interpretation of hearing aid

signals, and potential hearing impairment impacting their long-term memory (Rönnberg et al., 2013). The Scaffolding Theory of Ageing and Cognition suggests that older adults experience a decline in cortical function as part of normal ageing, and the ageing brain recruits (scaffolds) additional cognitive resources from frontal regions to compensate for functional deficits (Goh & Park, 2009). Older adults with hearing loss may therefore recruit additional (frontal) cognitive resources to compensate for diminished auditory perception and to support their attention and working memory capacity during auditory training. Auditory training may provide a small consequential improvement in working memory and overall cognition, which are trained during tasks that require the concomitant use of auditory perception and cognitive resources by adults with hearing loss.

When separated into individual cognitive domains, which resulted in a small number of studies, auditory training pooled effects reduced to nonsignificance for executive function and attention/processing speed. These nonsignificant effects may be the result of a Type II error, with small to moderate effect sizes reported for individual domains, but only two (or fewer) studies were included in these pooled effects. Nonetheless, home-based computer-delivered auditory training appears to provide a small improvement in cognitive function in adults with hearing loss.

When cognitive training studies were combined, there was a large and statistically significant improvement in overall cognition, driven by both on- and off-task learning. When separated into individual cognitive domains, pooled effects reduced to nonsignificance for executive function, short-term memory, and attention/processing speed. However, there was a high degree of heterogeneity across studies, which was eliminated on removal of Anderson et al (2013b). This raises some important questions about how the training in this study was classified. Anderson et al. (2013b) used a cognitive training program ("Brain Fitness") that primarily targeted working memory, attention, and executive skills but used *auditory*

stimuli. Interestingly, this auditory–cognitive training approach provided very large improvements in cognitive function, primarily driven by improvements in attention as measured by the Integrated Visual and Auditory Continuous Performance Test. Removing this large effect from the overall pooled effect meant that cognitive training was no longer significantly more effective than auditory training at improving overall cognition. Oba et al. (2013) trained participants using an adapted Visual Digit Span task to improve working memory and reported on-task improvement on the Visual Digit Span task posttraining. Henshaw and Ferguson (2013b) used the working memory platform Cogmed™ and showed statistically significant improvements in performance for trained working memory tasks (on-task). These cognitive training findings are supported by evidence from meta-analyses in healthy older adults (Lampit et al., 2014; Pronk et al., 2011) and in older adults with mild cognitive impairment (Hill et al., 2016) and Parkinson’s disease (Lawrence et al., 2017), which also demonstrate improved performance on on-task (trained) outcomes and off-task outcomes, but only when they are structurally similar to those trained during computer-delivered cognitive training. Older adults with impaired hearing may experience cognitive decline (Jayakody et al., 2017a; Lin et al., 2013), but the ageing brain can maintain neural plasticity (Hill, Kolanowski, & Gill, 2011) and its ability to strengthen and modify neuronal connections (i.e., synaptogenesis) leading to positive changes in response to training. Cognitive training provides a set of tasks that involve repeated use at increasing difficulty, which induces a stimulation-focussed improvement in domains trained during an intervention (Kim & Kim, 2014). Cognitive training interventions for adults with hearing loss are relatively novel, but results from this meta-analysis suggest some therapeutic potential for improving working memory and overall cognition.

Findings from this review suggest both auditory and cognitive training are effective for improving cognition in adults with hearing loss. By design, cognitive training is more targeted and provides a more intensive stimulation of cognitive abilities, whereas auditory training may improve cognition by training auditory perception that also involves the use of cognitive resources. We may therefore expect cognitive training to be more beneficial for improving cognition. As discussed, the large pooled effect of cognitive training in this review was primarily driven by effects reported by Anderson et al. (2013b) who used a training paradigm involving cognitive tasks *and* auditory stimuli. It is therefore possible that an integrated (cognitive/auditory and auditory) training program may be most beneficial for improving cognition in adults with hearing loss (Ferguson & Henshaw, 2015). It is important to note, however, that the auditory training program (LACE™) developed by Sweetow and

Henderson Sabes (2006) adopts a similar structure by involving auditory tasks with a cognitive component. It is therefore somewhat difficult to delineate the classification of auditory training programs that involve cognition with cognitive training programs that involve auditory perception, and the pooled effects reported in this review should be interpreted with this caveat in mind.

There were insufficient studies to explore factors (e.g., intervention length, adherence to training) that may account for the large degree of heterogeneity within the overall effect of cognitive training on cognition. Furthermore, by combining all study outcome measures for a given cognitive domain for input into the meta-analysis, the benefits of training shown by individual study outcome measures may be lost. For example, Ferguson et al. (2014) showed auditory training-related improvements for divided attention that employed executive control processes, but not for single attention that does not. Removal of Oba et al.’s (2013) participants with cochlear implants or Henshaw and Ferguson’s (2013b) participants with hearing aids had no significant impact on the pooled effect, but removing Anderson et al.’s (2013b) large effect sizes reduced heterogeneity to nonsignificance and the effect to small (remaining significant). The large effects reported by Anderson et al. (2013b) may be the consequence of their integrated intervention (as noted earlier) combined with their longer training schedule of 40 hr (5 sessions × 8 weeks), compared with the other studies involving between 3.5 and 10 hr of training. Shorter and fewer training sessions have been argued to provide optimal conditions to elicit improvement following auditory training (Molloy, Moore, Sohoglu, & Amitay, 2012) and cognitive training (Lampit et al., 2014). Conversely, findings from this review suggest that a longer cognitive training intervention (several weekly 1-hr sessions over multiple months) may be more beneficial for improving cognitive function in adults with hearing loss. It is also important to note that Anderson et al. (2013b) supported large neuropsychological improvements in cognition with improvements in objective measures of neural timing, which provides evidence of neural plasticity in the ageing brain in response to training. There is, however, a limitation to this interpretation of the results. The subset of participants reported by the author’s other study (Anderson et al., 2013a) did not demonstrate improved cognition following the same training parameters, and this variability in results led to a decrease in certainty in the evidence for cognitive training.

The overall certainty of evidence in support for auditory training and cognitive training improving overall cognition was “low” and “very low,” respectively (Schünemann et al., 2017). Certainty in evidence was most frequently downgraded due to methodological

bias within studies, variability between study designs and interventions, heterogeneity within pooled effect estimates, and the small number of published studies available for inclusion in this review. Nonetheless, three included studies were rigorous RCTs (Ferguson et al., 2014; Henshaw & Ferguson, 2013b; Saunders et al., 2016). We recommend future researchers follow these examples by conducting high-quality RCTs in accordance with the Consolidated Standards of Reporting Trials guidelines for nonpharmacological interventions (Schulz, Altman, & Moher, 2010) and have sample sizes that are sufficient to provide adequate statistical power for reliable interpretation of results.

Participant adherence to a home-based intervention with limited supervision is of paramount importance when determining the efficacy of a novel therapeutic technique. Among studies in this review, more than 80% of participants adhered to full training schedules, but most trials did not report factors that contributed to adherence (or nonadherence) during interventions. Participants are more likely to adhere to a home-based intervention if there is regular participant–investigator contact, they are intrinsically motivated and engaged in training activities, they believe cognitive function/intelligence is malleable, and when they report belief in the efficacy of the training program to improve their hearing ability or cognitive function (Ferguson & Henshaw, 2015; Henshaw, McCormack, & Ferguson, 2015a; Jaeggi, Buschkuhl, Shah, & Jonides, 2014; Sweetow & Henderson Sabes, 2010). Although adherence was high among studies in this review, real-world evidence shows that less than 30% of patients complete auditory training when recommended by an audiologist (Sweetow & Henderson Sabes, 2010). Future studies need to report and explore factors that contribute to adherence to ensure home-based interventions are designed to maintain adherence to training schedules and consequently increase our understanding of the efficacy of auditory and cognitive training interventions.

There are several limitations to this review. Only nine studies met inclusion criteria, five auditory training and four cognitive training, and several individual domain pooled effects were supported only by one or two studies. There was, however, no significant heterogeneity within the overall effect for auditory training, providing initial confidence in the current estimate of auditory training improving cognition in adults with hearing loss. Sensitivity analyses also showed that the overall pooled effect for cognitive training improving cognition remained robust and statistically significant following removal of methodologically heterogeneous studies. With these considerations in mind, however, we recommend findings from this review to be regarded as preliminary evidence, and a follow-up meta-analysis should be conducted as more trials become available. This review also included

repeated measures designs, reducing certainty in the evidence. Any future meta-analysis should attempt to include only well-designed RCTs to provide Class I evidence in support of (or to potentially refute) the therapeutic potential of auditory training and cognitive training for improving cognition in adults with hearing loss.

### *Recommendations for Future Research*

Future studies should explore the potential of auditory training combined with cognitive training for improving cognition in adults with hearing loss. Work by Anderson et al. provides promising evidence in support of using an integrated cognitive training program (e.g., Brain Fitness) that requires the use of cognitive abilities and auditory perception to complete training activities (Anderson et al., 2013a, 2013b). With the increasing ageing population, clinical trials need to examine whether an integrated auditory–cognitive training paradigm has the potential to simultaneously improve or potentially halt neural degeneration associated with hearing loss and cognitive decline among older adults.

All auditory training studies, excluding one (Sweetow & Henderson Sabes, 2006), that met inclusion criteria for Henshaw and Ferguson's (2013b) original review were excluded from this review for not including a measure of cognitive function. There is increasing evidence showing adults with better hearing demonstrate better cognitive function across all domains (Taljaard et al., 2016), and findings from this review suggest auditory and cognitive training may improve cognition in adults with hearing loss. Future studies need to include cognitive outcomes while consulting compendiums of neuropsychological tests for thorough descriptions and recommendations for the use of cognitive measures with older adults (Lezak, Howieson, & Loring, 2004; Strauss et al., 2006). More than half of the studies included in this review did not assess or report a measure of baseline cognitive status (e.g., Montreal Cognitive Assessment, Wechsler Adult Intelligence Scale battery). As part of normal ageing, older adults may experience mild cognitive decline which will impact their performance during auditory and cognitive training. Future studies need to include baseline measures of cognitive status to identify participants with or without mild cognitive impairment and whether to include or exclude participants following predefined selection criteria. It will also be useful to explore the potential of these interventions among older adults with hearing loss and with different subtypes (e.g., amnesic vs. nonamnesic) and varying degrees (e.g., mild to dementia) of cognitive decline. The beneficial effects of cognitive training may be artificially limited in older adults with normal cognitive function who experience a ceiling effect during training (i.e., no improvement beyond normal cognition),

whereas individuals with cognitive deficits have the capacity to improve in response to training.

We also recommend including outcomes that assess real-world benefits and explicit examination of the long-term efficacy of auditory and cognitive training. More research is also needed to determine whether auditory and cognitive training have the potential to elicit a transfer (learning) effect which benefits older adults in their daily life. Many older adults with hearing loss and cognitive decline experience difficulties completing daily activities and are less likely to socialize (Behera et al., 2016; Mick, Kawachi, & Lin, 2014; Saito et al., 2010). Including measures of instrumental activities of daily living (Jekel et al., 2015), social isolation (Mick et al., 2014), and frailty (Morris, Howard, & Steel, 2016) will determine if these home-based interventions provide practical improvement in the daily life of older adults with hearing loss. Although not a focus of this review, only three studies reported longer term follow-up data (Henshaw & Ferguson, 2013b; Oba et al., 2013; Saunders et al., 2016). Future studies need to include follow-up assessments (e.g., 12 months) to determine the long-term efficacy of auditory and cognitive training for cognition.

## Conclusion

The current study is the first systematic review and meta-analysis to provide pooled effect estimates of auditory training and cognitive training for cognition in adults with hearing loss. Nine studies met inclusion criteria, and these preliminary results suggest that home-based auditory training and cognitive training may improve cognition. More high-quality RCTs with long-term follow-up assessments are needed to determine whether auditory, cognitive, or a combined auditory–cognitive intervention is most efficacious for improving cognitive function in adults with hearing loss.

## Author Contributions

B. J. L. was responsible for conception, design, and execution of the project; conducted article screening, data extraction, bias assessment, and statistical analysis; and wrote the first draft of the article. D. M. P. J. assisted with article screening and provided expert review and critique of important intellectual content. H. H., M. A. F., R. H. E., A. M. L., and P. L. F. provided expert review and critique of important intellectual content.

## Declaration of Conflicting Interests


The authors declared no potential conflicts of interest with respect to the research, authorship, and/or publication of this article.


## Funding

The authors disclosed receipt of the following financial support for the research, authorship, and/or publication of this

article: B. J. L., D. M. P. J., R. H. E., and P. L. F. are supported by the Ear Science Institute Australia. The contribution by A. M. L. was supported by Curtin University, and the contributions by H. H. and M. A. F. were supported by the National Institute for Health Research. The views expressed are those of the authors and not necessarily those of the Ear Science Institute Australia, Curtin University, the National Health Service, the National Institute for Health Research, or the Department of Health and Social Care.

## ORCID iD

Blake J. Lawrence  <http://orcid.org/0000-0002-8772-8226>

Dona M. P. Jayakody  <http://orcid.org/0000-0001-5814-4355>

## Supplemental Material

Supplemental material for this article is available online.

## References

- Akeroyd, M. A. (2008). Are individual differences in speech reception related to individual differences in cognitive ability? A survey of twenty experimental studies with normal and hearing-impaired adults. *International Journal of Audiology, 47*, S53–S71. doi:10.1080/14992020802301142
- Anderson, S., White-Schwoch, T., Choi, H. J., & Kraus, N. (2013a). Training changes processing of speech cues in older adults with hearing loss. *Frontiers in Systems Neuroscience, 7*, 1–9. doi:10.3389/fnsys.2013.00097
- Anderson, S., White-Schwoch, T., Parbery-Clark, A., & Kraus, N. (2013b). Reversal of age-related neural timing delays with training. *Proceedings of the National Academy of Sciences, 110*, 4357–4362. doi:10.1073/pnas.1213555110
- Australian Bureau of Statistics. (2017). *3303.0 – Causes of death, Australia, 2016*. Canberra, Australia: Australian Bureau of Statistics.
- Bansal, A. (2014). *Evaluating the short-term effects of home-based computerized multi-domain cognitive training in adult cochlear implant users: A prospective randomized intervention study* (Master's thesis). University of Oslo, Norway.
- Behera, P., Sharan, P., Mishra, A. K., Nongkynrih, B., Kant, S., & Gupta, S. K. (2016). Prevalence and determinants of depression among elderly persons in a rural community from northern India. *The National Medical Journal of India, 29*, 129–136.
- Bishop, N. A., Lu, T., & Yankner, B. A. (2010). Neural mechanisms of ageing and cognitive decline. *Nature, 464*, 529–535. doi:10.1038/nature08983
- Borenstein, M., Hedges, L. V., Higgins, J. P., & Rothstein, H. R. (2011). *Introduction to meta-analysis*. Chichester, England: John Wiley & Sons.
- Cabeza, R., Anderson, N. D., Locantore, J. K., & McIntosh, A. R. (2002). Aging gracefully: Compensatory brain activity in high-performing older adults. *Neuroimage, 17*, 1394–1402. doi:10.1006/nimg.2002.1280
- Cai, L., Chan, J. S., Yan, J. H., & Peng, K. (2014). Brain plasticity and motor practice in cognitive aging. *Frontiers in Aging Neuroscience, 6*, 1–12. doi:10.3389/fnagi.2014.00031



- Chisolm, T. H., Saunders, G. H., Frederick, M. T., Mcardle, R. A., Smith, S. L., & Wilson, R. H. (2013). Learning to listen again: The role of compliance in auditory training for adults with hearing loss. *American Journal of Audiology*, *22*, 339–342. doi:10.1044/1059-0889(2013/12-0081)
- Dawes, P., Emsley, R., Cruickshanks, K. J., Moore, D. R., Fortnum, H., Edmondson-Jones, M., ... Munro, K. J. (2015). Hearing loss and cognition: The role of hearing AIDS, social isolation and depression. *PLoS One*, *10*, e0119616. doi:10.1371/journal.pone.0119616
- Egger, M., Smith, G. D., Schneider, M., & Minder, C. (1997). Bias in meta-analysis detected by a simple, graphical test. *British Medical Journal*, *315*, 629–634. doi:10.1136/bmj.315.7109.629
- Ferguson, M., & Henshaw, H. (2015). Auditory training can improve working memory, attention, and communication in adverse conditions for adults with hearing loss. *Frontiers in Psychology*, *6*, 1–7. doi:10.3389/fpsyg.2015.00556
- Ferguson, M. A., Henshaw, H., Clark, D. P., & Moore, D. R. (2014). Benefits of phoneme discrimination training in a randomized controlled trial of 50-to 74-year-olds with mild hearing loss. *Ear and Hearing*, *35*, 110–121. doi:10.1097/AUD.0000000000000020
- Ferguson, M. A., Kitterick, P. T., Chong, L. Y., Edmondson-Jones, M., Barker, F., & Hoare, D. J. (2017). Hearing aids for mild to moderate hearing loss in adults. *The Cochrane Database of Systematic Reviews*, *9*, CD012023. doi:10.1002/14651858.CD012023.pub2
- Goh, J. O., & Park, D. C. (2009). Neuroplasticity and cognitive aging: The scaffolding theory of aging and cognition. *Restorative Neurology and Neuroscience*, *27*, 391–403. doi:10.3233/RNN-2009-0493
- Hedges, L., & Vevea, J. L. (1998). Fixed-and random-effects models in meta-analysis. *Psychological Methods*, *3*, 486–504. doi:10.1037//1082-989X.3.4.486
- Henshaw, H., Clark, A. D. P., Kang, S., & Ferguson, A. M. (2012). Computer skills and internet use in adults aged 50-74 years: Influence of hearing difficulties. *Journal of Medical Internet Research*, *14*, e113. doi:10.2196/jmir.2036
- Henshaw, H., & Ferguson, M. (2013a). Efficacy of individual computer-based auditory training for people with hearing loss: A systematic review of the evidence. *PLoS One*, *8*, e62836. doi:10.1371/journal.pone.0062836
- Henshaw, H., & Ferguson, M. (2013b). *Evaluation of Cogmed working memory training for adult hearing aid users (TEACH2)* (Clinicaltrials.gov: NCT01892007). Clinicaltrials.
- Henshaw, H., & Ferguson, M. (2014). Assessing the benefits of auditory training to real-world listening: Identifying appropriate and sensitive outcomes. In T. Dau, S. Santurette, J. Christensen-Dalsgaard, L. Tranebjørg, T. Andersen, & T. Poulsen (Eds.), *Proceedings of the International Symposium on Auditory and Audiological Research* (pp. 45–52). International Symposium on Auditory and Audiological Research.
- Henshaw, H., McCormack, A., & Ferguson, M. (2015a). Intrinsic and extrinsic motivation is associated with computer-based auditory training uptake, engagement, and adherence for people with hearing loss. *Frontiers in Psychology*, *6*, 1–13. doi:10.3389/fpsyg.2015.01067
- Henshaw, H., Sharkey, L., Crowe, D., & Ferguson, M. (2015b). Research priorities for mild-to-moderate hearing loss in adults. *The Lancet*, *386*, 2140–2141. doi:10.1016/S0140-6736(15)01048-X
- Hill, N. L., Kolanowski, A. M., & Gill, D. J. (2011). Plasticity in early Alzheimer's disease: An opportunity for intervention. *Topics in Geriatric Rehabilitation*, *27*, 257–267. doi:10.1097/tgr.0b013e31821e588e.
- Hill, N. T., Mowszowski, L., Naismith, S. L., Chadwick, V. L., Valenzuela, M., & Lampit, A. (2016). Computerized cognitive training in older adults with mild cognitive impairment or dementia: A systematic review and meta-analysis. *American Journal of Psychiatry*, *174*, 329–340. doi:10.1176/appi.ajp.2016.16030360
- Huedo-Medina, T. B., Sánchez-Meca, J., Marín-Martínez, F., & Botella, J. (2006). Assessing heterogeneity in meta-analysis: Q statistic or I<sup>2</sup> index? *Psychological Methods*, *11*, 193–206. doi:10.1037/1082-989X.11.2.193
- Ingvallson, E. M., Young, N. M., & Wong, P. C. (2014). Auditory-cognitive training improves language performance in prelingually deafened cochlear implant recipients. *International Journal of Pediatric Otorhinolaryngology*, *78*, 1624–1631. doi:10.1016/j.ijporl.2014.07.009
- Jaeggi, S. M., Buschkuhl, M., Shah, P., & Jonides, J. (2014). The role of individual differences in cognitive training and transfer. *Memory & Cognition*, *42*, 464–480. doi:10.3758/s13421-013-0364-z)
- Jayakody, D. M., Friedland, P. L., Eikelboom, R. H., Martins, R. N., & Sohrabi, H. R. (2017a). A novel study on association between untreated hearing loss and cognitive functions of older adults: Baseline non-verbal cognitive assessment results. *Clinical Otolaryngology*, *43*, 182–191. doi:10.1111/coa.12937
- Jayakody, D. M., Friedland, P. L., Nel, E., Martins, R. N., Atlas, M. D., & Sohrabi, H. R. (2017b). Impact of cochlear implantation on cognitive functions of older adults: Pilot test results. *Otology & Neurotology*, *38*, 289–295. doi:10.1097/MAO.0000000000001502
- Jekel, K., Damian, M., Wattmo, C., Hausner, L., Bullock, R., Connelly, P. J., ... Graessel, E. (2015). Mild cognitive impairment and deficits in instrumental activities of daily living: A systematic review. *Alzheimer's Research & Therapy*, *7*, 1–20. doi:10.1186/s13195-015-0099-0
- Kim, E. Y., & Kim, K. W. (2014). A theoretical framework for cognitive and non-cognitive interventions for older adults: Stimulation versus compensation. *Aging & Mental Health*, *18*, 304–315. doi:10.1080/13607863.2013.868404
- Krishnamurti, S., Tingle, D., Bannon, H., & Armstrong, M. (2015). Role of auditory training in intervention of individuals with cognitive decline and hearing impairment. *Perspectives on Gerontology*, *20*, 58–64. doi:10.1044/gero20.2.58
- Lampit, A., Hallock, H., & Valenzuela, M. (2014). Computerized cognitive training in cognitively healthy older adults: A systematic review and meta-analysis of effect modifiers. *PLoS Medicine*, *11*, e1001756. doi:10.1371/journal.pmed.1001756
- Lawrence, B. J., Gasson, N., Bucks, R. S., Troeung, L., & Loftus, A. M. (2017). Cognitive training and noninvasive



- brain stimulation for cognition in Parkinson's disease: A meta-analysis. *Neurorehabilitation and Neural Repair*, *31*, 597–608. doi:10.1177/1545968317712468
- Lezak, M. D., Howieson, D. B., & Loring, D. W. (2004). *Neuropsychological assessment*. New York, NY: Oxford University Press.
- Lin, F. R., Ferrucci, L., Metter, E. J., An, Y., Zonderman, A. B., & Resnick, S. M. (2011a). Hearing loss and cognition in the Baltimore Longitudinal Study of Aging. *Neuropsychology*, *25*, 763–770. doi:10.1037/a0024238
- Lin, F. R., Metter, E. J., O'Brien, R. J., Resnick, S. M., Zonderman, A. B., & Ferrucci, L. (2011b). Hearing loss and incident dementia. *Archives of Neurology*, *68*, 214–220. doi:10.1001/archneurol.2010.362
- Lin, F. R., Yaffe, K., Xia, J., Xue, Q.-L., Harris, T. B., Purchase-Helzner, E., . . . Simonsick, E. M. (2013). Hearing loss and cognitive decline in older adults. *JAMA Internal Medicine*, *173*, 293–299. doi:10.1001/jamainternmed.2013.1868
- Liu, X., & Yan, D. (2007). Ageing and hearing loss. *The Journal of Pathology*, *211*, 188–197. doi:10.1002/path.2102
- Livingston, G., Sommerlad, A., Orgeta, V., Costafreda, S. G., Huntley, J., Ames, D., . . . Mukadam, N. (2017). Dementia prevention, intervention, and care. *The Lancet*, *390*, 2673–2734.
- Loughrey, D. G., Kelly, M. E., Kelley, G. A., Brennan, S., & Lawlor, B. A. (2017). Association of age-related hearing loss with cognitive function, cognitive impairment, and dementia: A systematic review and meta-analysis. *JAMA Otolaryngology–Head & Neck Surgery*, *144*(2), 115–126. doi:10.1001/jamaoto.2017.2513
- Lunner, T., Rudner, M., & Ronnberg, J. (2009). Cognition and hearing aids. *Scandinavian Journal of Psychology*, *50*, 395–403. doi:10.1111/j.1467-9450.2009.00742.x
- Mick, P., Kawachi, I., & Lin, F. R. (2014). The association between hearing loss and social isolation in older adults. *Otolaryngology–Head and Neck Surgery*, *150*, 378–384. doi:10.1177/0194599813518021
- Moher, D., Liberati, A., Tetzlaff, J., & Altman, D. G. (2009). Preferred reporting items for systematic reviews and meta-analyses: The PRISMA statement. *Annals of Internal Medicine*, *151*, 264–269. doi:10.1016/j.jclinepi.2009.06.005
- Molloy, K., Moore, D. R., Sohoglu, E., & Amitay, S. (2012). Less is more: Latent learning is maximized by shorter training sessions in auditory perceptual learning. *PLoS One*, *7*, e36929. doi:10.1371/journal.pone.0036929
- Morris, J. N., Howard, E. P., & Steel, K. R. (2016). Development of the interRAI home care frailty scale. *BMC Geriatrics*, *16*, 188–196. doi:10.1186/s12877-016-0364-5
- Mosnier, I., Bebear, J.-P., Marx, M., Fraysse, B., Truy, E., Lina-Granade, G., . . . Robier, A. (2015). Improvement of cognitive function after cochlear implantation in elderly patients. *JAMA Otolaryngology–Head & Neck Surgery*, *141*, 442–450. doi:10.1001/jamaoto.2015.129
- Oba, S. I., Galvin, J. J., & Fu, Q.-J. (2013). Minimal effects of visual memory training on the auditory performance of adult cochlear implant users. *Journal of Rehabilitation Research and Development*, *50*, 99–110. doi:10.1682/JRRD.2011.12.0229
- Pichora-Fuller, M. K., & Levitt, H. (2012). Speech comprehension training and auditory and cognitive processing in older adults. *American Journal of Audiology*, *21*, 351–357. doi:10.1044/1059-0889(2012/12-0025)
- Pronk, M., Deeg, D. J., Smits, C., Tilburg, T. G. V., Kuik, D. J., Festen, J. M., & Kramer, S. E. (2011). Prospective effects of hearing status on loneliness and depression in older persons: Identification of subgroups. *International Journal of Audiology*, *50*, 887–896. doi:10.3109/14992027.2011.599871
- Ray, J. W., & Shadish, W. R. (1996). How interchangeable are different estimators of effect size? *Journal of Consulting and Clinical Psychology*, *64*, 1316–1325. doi:10.1037/0022-006X.64.6.1316
- Rönnerberg, J., Lunner, T., Zekveld, A., Sörqvist, P., Danielsson, H., Lyxell, B., . . . Pichora-Fuller, M. K. (2013). The Ease of Language Understanding (ELU) model: Theoretical, empirical, and clinical advances. *Frontiers in Systems Neuroscience*, *7*, 1–17. doi:10.3389/fnsys.2013.00031
- Rosenthal, R. (1979). The file drawer problem and tolerance for null results. *Psychological Bulletin*, *86*, 638–641. doi:10.1037//0033-2909.86.3.638
- Saito, H., Nishiwaki, Y., Michikawa, T., Kikuchi, Y., Mizutani, K., Takebayashi, T., & Ogawa, K. (2010). Hearing handicap predicts the development of depressive symptoms after 3 years in older community-dwelling Japanese. *Journal of the American Geriatrics Society*, *58*, 93–97. doi:10.1111/j.1532-5415.2009.02615.x
- Saunders, G. H., Smith, S. L., Chisolm, T. H., Frederick, M. T., Mcardle, R. A., & Wilson, R. H. (2016). A randomized control trial: Supplementing hearing aid use with listening and communication enhancement (LACE) auditory training. *Ear and Hearing*, *37*, 381–396. doi:10.1097/AUD.0000000000000283
- Schow, R., & Nerbonne, M. (2006). *Introduction to audiologic rehabilitation*. Boston, MA: Pearson Education.
- Schulz, K. F., Altman, D. G., & Moher, D. (2010). CONSORT 2010 statement: Updated guidelines for reporting parallel group randomized trials. *Annals of Internal Medicine*, *152*, 726–732. doi:10.1136/bmj.c332
- Schünemann, H., Brozek, J., Guyatt, G., & Oxman, A. (2017). *GRADE handbook for grading quality of evidence and strength of recommendations. Updated October 2013*. Canada: The GRADE Working Group, McMaster University.
- Shah, H., Albanese, E., Duggan, C., Rudan, I., Langa, K. M., Carrillo, M. C., . . . Dua, T. (2016). Research priorities to reduce the global burden of dementia by 2025. *The Lancet Neurology*, *15*, 1285–1294. doi:10.1016/S1474-4422(16)30235-6
- Shah, T. M., Weinborn, M., Verdile, G., Sohrabi, H. R., & Martins, R. N. (2017). Enhancing cognitive functioning in healthy older adults: A systematic review of the clinical significance of commercially available computerized cognitive training in preventing cognitive decline. *Neuropsychology Review*, *27*, 62–80. doi:10.1007/s11065-016-9338-9
- Strauss, E., Sherman, E. M., & Spreen, O. (2006). *A compendium of neuropsychological tests: Administration, norms, and commentary*. Washington, DC: American Chemical Society.

- Sweetow, R. W., & Henderson Sabes, J. (2006). The need for and development of an adaptive listening and communication enhancement (LACE<sup>TM</sup>) program. *Journal of the American Academy of Audiology*, *17*, 538–558. doi:10.3766/jaaa.17.8.2
- Sweetow, R. W., & Henderson Sabes, J. (2010). Auditory training and challenges associated with participation and compliance. *Journal of the American Academy of Audiology*, *21*, 586–593. doi:10.3766/jaaa.21.9.4
- Taljaard, D. S., Olaithe, M., Brennan-Jones, C. G., Eikelboom, R. H., & Bucks, R. (2016). The relationship between hearing impairment and cognitive function: A meta-analysis in adults. *Clinical Otolaryngology*, *41*, 718–729. doi:10.1111/coa.12607
- Tremblay, K. L. (2007). Training-related changes in the brain: Evidence from human auditory-evoked potentials. *Seminars in Hearing*, *28*, 120–132. doi:10.1055/s-2007-973438
- Wall, J. T., Xu, J., & Wang, X. (2002). Human brain plasticity: An emerging view of the multiple substrates and mechanisms that cause cortical changes and related sensory dysfunctions after injuries of sensory inputs from the body. *Brain Research Reviews*, *39*, 181–215. doi:10.1016/S0165-0173(02)00192-3
- Wilson, B. S., Tucci, D. L., Merson, M. H., & O'Donoghue, G. M. (2017). Global hearing health care: New findings and perspectives. *The Lancet*, *390*(10111), 2503–2515. doi:10.1016/S0140-6736(17)31073-5
- World Health Organization. (2017). *Deafness and hearing loss: Fact sheet*. Geneva, Switzerland: Author.