

Prevalence of stress among nursing students

A protocol for systematic review and meta-analysis

Yan-xue Zheng, MSN^a , Jia-Ru Jiao, Master's Candidate^a, Wen-Nv Hao, MB, RN^{b,*}

Abstract

Objective: Our main purpose is to evaluate the prevalence of stress among nursing students systematically.

Methods: Adhering to the preferred reporting items for Systematic Reviews and Meta-analyses guidelines, we carefully searched ten databases, including PubMed, Cochrane, Web of Science, Scopus, ScienceDirect, SpringerLink, EMBASE, CNKI, Wanfang, and China Biomedical Literature Service System, to collect cross-sectional studies on nursing students. Two researchers independently screened the literature, extracted the data, and evaluated the risk of bias in the included studies.

Results: From 1397 studies, 27 cross-sectional studies were included, including 7116 subjects. Meta-analysis showed that the prevalence of low-level stress was 0.24% [95% CI (0.24% to 0.25%)], the prevalence of middle level stress was 0.35% [95% CI (0.35% to 0.35%)], and the prevalence of high-level stress was 0.10% [95% CI (0.10% to 0.10%)]. The results of subgroup analysis showed that stress levels are different in different genders, diagnostic criteria for stress, years of publication, and regions.

Conclusions: This review identified the stress levels of nursing interns, which were mainly moderate. This result makes nursing administrators and nursing educators pay more attention to the mental health problems of nursing interns, which can actively take measures to promote the physical and mental health of nursing students, improve the quality of nursing students' practice, and further promote the development of the nursing profession.

Abbreviations: AHRQ = the Agency for Healthcare Quality and Research, ASNS = Assessment of Stress in Nursing Students, CNKI = China National Knowledge Infrastructure, IES = The Impact of Event Scale, NSPCC = Nursing Students' Perceived Clinical Stressors Scale, PQSS = the Persian Questionnaire of Stressful Sources, PSS = the Perceived Stress Scale, SE = the standard error.

Keywords: meta-analysis, nursing students, stress prevalence, systematic review

1. Introduction

Stress is a common human experience blamed for many ills.^[1] Stressors can be broadly defined as situations or events that potentially affect health outcomes^[2] because there is a gap between students' needs in a specific clinical case and their resources or ability to cope with a task or situation.^[3]

Stress, according to Selye, is a response to environmental stimuli.^[4] In the physical environment, stress results when 1 body exerts demands on another, such as 1 object placed on top of another thing: if the second object cannot withstand the pressure from the first object, the stress or anxiety it is exerting can cause the second object to collapse.^[5] Similarly, in biological systems such as the human body, unmitigated or uncontrolled stress can lead to physical and mental collapse, which ultimately can result in adverse health outcomes.

Recent research concerning healthcare-related fields and stress has indicated that nursing students experience higher stress levels compared to other majors^[6] and that these levels are on the rise.^[7] Additionally, student nurse clinical experiences may adversely affect their learning outcomes, academic performance, overall health, well-being, quality of life,^[8] clinical routine,^[9] and even suicidal behavior. Eight hundred thousand people commit suicide every year, and even more attempt to do so.^[10] Despite advances in neuroscience and understanding of the pathophysiology of human behavior, suicide remains a baffling challenge.^[11] Scientific evidence suggests that the synergic role of genetics, exogenous and endogenous stressors, epigenetic and neuromodulators also play a role in the occurrence of suicide.^[12]

There is a shortage of data addressing the prevalence of stress in nursing students. Therefore, identifying the majority of stressors in the clinical setting is necessary for providing measures

Y-X Z and J-R J contributed equally to this work.

Funding: There is no funding for the study. The corresponding author has full access to all data in the study and is ultimately responsible for the decision to submit for publication.

Patient consent: Not required.

The authors have no conflicts of interest to disclose.

Data availability statement: Additional unpublished data only available with authors.

Ethics approval: Ethical approval was not required for this meta-analysis.

Competing interests: None declared.

^a School of nursing, Inner Mongolia medical university, Hohhot, Inner Mongolia, China, ^b Inner Mongolia Medical University, Hohhot, Inner Mongolia, China.

*Correspondence: Wen-Nv Hao, Department of Emergency, Affiliated Hospital of Inner Mongolia Medical University, No. 1 Tongdao North Road, Humin District, Hohhot 010050, Inner Mongolia, China (e-mail: haowennv@163.com).

Copyright © 2022 the Author(s). Published by Wolters Kluwer Health, Inc. This is an open-access article distributed under the terms of the Creative Commons Attribution-Non Commercial License 4.0 (CCBY-NC), where it is permissible to download, share, remix, transform, and buildup the work provided it is properly cited. The work cannot be used commercially without permission from the journal.

How to cite this article: Zheng Y-X, Jiao J-R, Hao W-N. Prevalence of stress among nursing students: a protocol for systematic review and meta-analysis. *Medicine* 2022;101:31(e29293).

Received: 22 October 2021 / Received in final form: 24 March 2022 / Accepted: 25 March 2022

<http://dx.doi.org/10.1097/MD.0000000000029293>

that enable the development of healthy coping mechanisms that minimize stress and maximize student clinical learning.^[13,14] The purpose of this study is to provide a review of research that addresses the problem of stress in nursing students and to examine the effects of gender and world region on the prevalence of anxiety among nursing students.

2. Materials and methods

2.1. Eligibility criteria

To collect data on the incidence of stress, including in the review were quantitative cross-sectional studies, which had: (a) Published in the English or Chinese language; (b) Analyzed the prevalence of stress among nursing students with sufficient statistical information; (c) Based on a sample of nursing students or on a mixed sample in which the results for nursing students are provided separately; (d) Utilized standardized validated instruments for assessing the prevalence; (e) Peer-reviewed studies available in full text.

2.2. Literature retrieval strategy

To ensure the comprehensiveness of the literature, and our leading research object is nursing students, so ten databases, including PubMed, Cochrane, web of science, Scopus, ScienceDirect, SpringerLink, EMBASE, CNKI, Wanfang, and China Biomedical Literature Service System, were searched to collect cross-sectional studies on nursing interns. The retrieval time was from the establishment of the database to June 2021. The retrieval is carried out by combining subject words with free words and is adjusted according to the specific database. Chinese keywords include nursing students, pressure, influencing factors, etc. English critical words, including stress, nursing students, etc. The foreign language retrieval strategy is (anxiety* OR "life stress*" OR "psychological stress*") AND (nurs* n2 student OR undergraduate nurse OR "Students, Nursing+" OR "Students, Nursing, Practical").

Taking PubMed as an example, the specific search strategy is shown in Figure 1.

2.3. Literature screening and data extraction

Two researchers (ZYG and JJR) independently screened literature, extracted data, and cross-checked it. In case of disagreement, it shall be settled through discussion or negotiation with a third party (HWN). When selecting the articles, first read the title. After excluding the unrelated articles, please read the abstract and full text to determine whether they are included. Data extraction includes: ①basic information of the included studies: first author, year of publication, total sample size, survey period, the source region and influencing factor grade, etc. ②Outcome indicators: the number of cases with different stress levels and the total number of issues; ③the related elements of bias risk assessment.

2.4. Bias risk assessment of included studies

Two researchers independently evaluated the risk of bias in the included studies and cross-checked them. They decided or consulted a third party (HWN) when they had different opinions. Descriptive cross-sectional studies are usually used to describe the prevalence and incidence of disease. Hence, the Agency for Healthcare Quality and Research (AHRQ)^[15] evaluates cross-sectional studies/prevalence studies. AHRQ consists of 11 items. If the answer is "no" or "unclear," the item score is "0"; If the answer is "yes," the item score is "1". A score of 8 to 11 is considered high quality, 4 to 7 moderate quality and below 4 poor quality. After the independent evaluation, 2 researchers will discuss and reach a consensus. If there is any disagreement, the third researcher will arbitrate, or the research group will discuss and decide.

2.5. Statistical analysis

Endnote X9 was used to summarize the literature. Excel software was used for data extraction management, statistics, and

```
#1("Students, Nursing"[Mesh]) OR ((((((Pupil Nurses[Title/Abstract]) OR (Student,
Nursing[Title/Abstract])) OR (Nurses, Pupil[Title/Abstract])) OR (Nurse, Pupil[Title/Abstract]))
OR (Pupil Nurse[Title/Abstract])) OR (Nursing Student[Title/Abstract])) OR (Nursing
Students[Title/Abstract]))
#2("Stress, Psychological"[Mesh]) OR (((((((((((Psychological Stresses[Title/Abstract]) OR
(Stresses, Psychological[Title/Abstract])) OR (Life Stress[Title/Abstract])) OR (Life
Stresses[Title/Abstract])) OR (Stress, Life[Title/Abstract])) OR (Stresses, Life[Title/Abstract]))
OR (Stress, Psychologic[Title/Abstract])) OR (Psychologic Stress[Title/Abstract])) OR (Stressor,
Psychological[Title/Abstract])) OR (Psychological Stressor[Title/Abstract])) OR (Psychological
Stressors[Title/Abstract])) OR (Stressors, Psychological[Title/Abstract])) OR (Psychological
Stress[Title/Abstract]))
Total retrieval type: #1AND#2
```

Figure 1. Search strategy.

descriptive analysis of outcome indicators. Revman 4.1 software was used to merge the prevalence of low, medium, and high-stress levels in each study, and subgroup analysis was carried out according to the source area, gender, and time of examination. The chi-square test and I^2 index were used to determine whether there was heterogeneity among studies, and the heterogeneity of effect sizes was analyzed. The fixed-effect model was adopted if there was no heterogeneity among studies ($P > 0.1, I^2 < 50\%$). The random-effects model was used to combine effect sizes with heterogeneity among studies ($P < 0.1, I^2 \geq 50\%$). The data extracted was utilized to compute the standard error of the prevalence of stress (SE) for each included study, using the below equation number of nursing students (n) and the majority of stress in nursing students (p). This was conducted for the overall prevalence and the prevalence among the subgroups identified.

$$SE = \sqrt{\frac{P \times (1 - P)}{n}}$$

2.6. Ethical consideration

Ethical approval was not required based on already published secondary data and the meta-analysis nature.

3. Results

3.1. Literature screening process and results

A total of 1397 articles were identified. Three hundred thirteen duplicate reports were removed, leaving 1084 papers for further screening. Subsequently, 2 reviewers read titles and abstracts to eliminate 970 unqualified articles in nonEnglish or Chinese; conference summary, guide, index abstracts; qualitative studies; reviews or meta-analyses; and irrelevant to the topic. In total, 114 articles were included for full-text review. Eighty-five complete pieces were eliminated from these, such as unable to obtain the complete text, duplicate content or incomplete data, inconsistent research object and content, and noncross-sectional

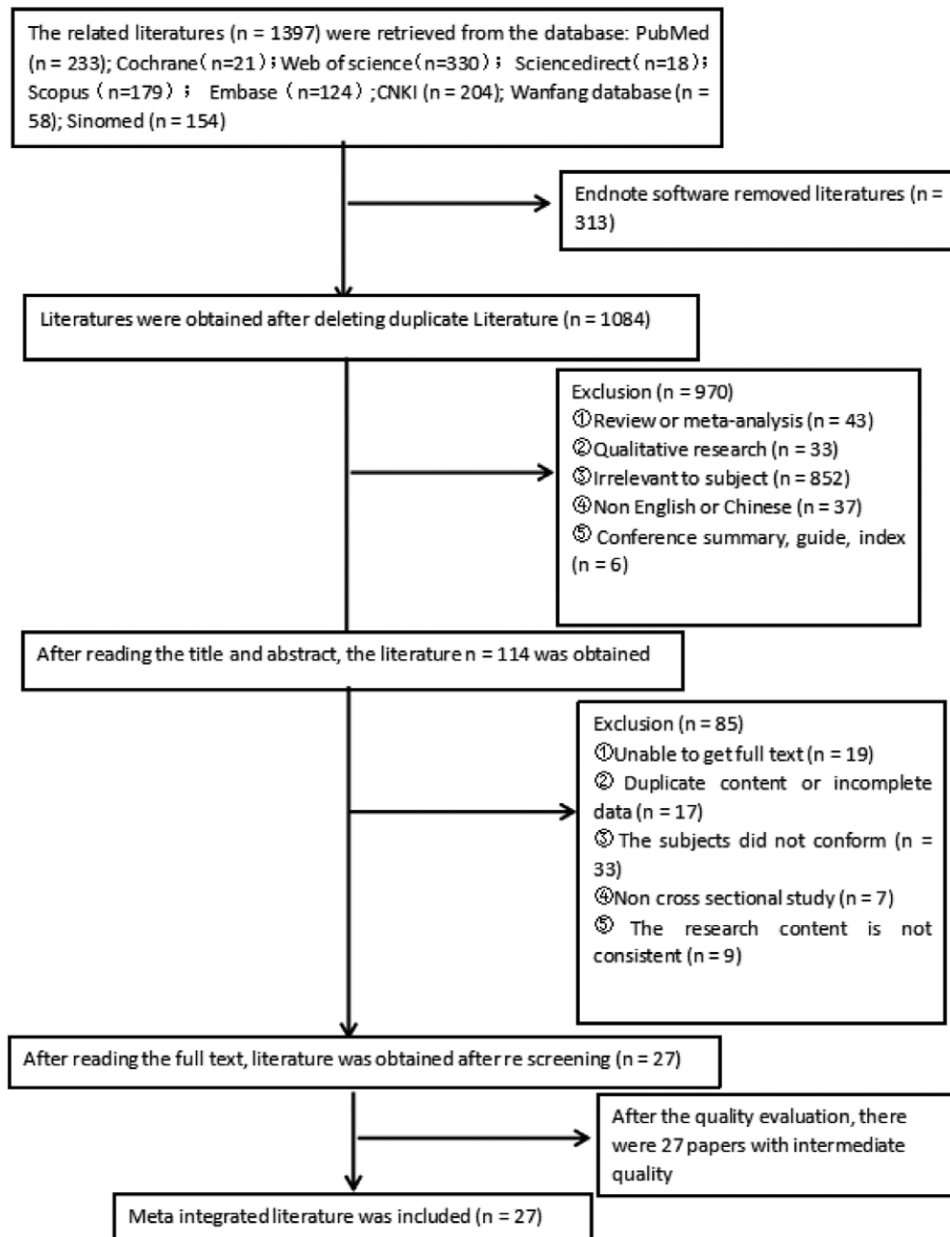


Figure 2. literature screening process and results.

Table 1
Basic characteristics of included studies.

Reference	Study design	Date collection	Country	Instruments	Subjects	Pressure level (examples)		
						Low	Medium	High
Marcela Corrêa Barboza1 (2012)	Cross-sectional	July to September 2009	Brazil	Visual analogue scale	47	28		
Ewa Kupcewicz (2020)	Cross-sectional	May 2018 to April 2019	Poland	Perceived Stress Scale (PSS-10)	1002	98	105	201
			Spain			39	78	91
			Slovakia			41	128	140
Letícia Oliveira Bosso (2017)	Cross-sectional	February to March 2016	Brazil	Assessment of Stress in Nursing Students (ASNS)				
Rafati, F (2020)	Cross-sectional	November 2018 to January 2019	Iran	Nursing Students' Perceived Clinical Stressors Scale (NSPCS)	430	35	230	157
Lahcen Bandadi (2020)	Cross-sectional	Not reported	Morocco	Perceived stress scale (PSS)	320			
Maya Sahu (2019)	Cross-sectional	2017	India	Perceived Stress Scale (PSS)	102	23	69	10
Al-Mostafa Amr (2011)	Cross-sectional	2008-2009	Egypt	Perceived Stress Scale (PSS)	373	223		150
Kleveland, Benedicte (2015)	Cross-sectional	between January and April 2014	Norway	The Impact of Event Scale (IES)	227	150	77	
				The Quality of life scale	108	2	29	39
Rezaei, B (2020)	Cross-sectional	May in 2016	Iran	The Persian version of Cohen P-Perceived Stress Scale (PSS) and the Persian Questionnaire of Stressful Sources (POSS)				
Karin Blomberg (2014)	Cross-sectional	2011	Sweden	Numerical rating scale	185			79
Ivona Bodus-Cupak (2016)	Cross-sectional	Not reported	Poland	Perceived Stress Scale 10 (PSS-10)	39	44	497	253
Yi Luo (2018)	Cross-sectional	November 18, 2015 to January 6, 2016	China	C-PSQ	1519			
Enad A. PhD (2020)	Cross-sectional	Not reported	Saudi Arabia	Depression Anxiety Stress Scales	54	4	8	3
Xue-qin Sun (2008)	Questionnaire	June 2006 - June 2007	China	Psychological Stressor Scale (self-design)	110			27
Mei Chen (2012)	Questionnaire investigation	September to December 2011	China	Questionnaire on nursing student internship stress source and pressure level (self-design)	95	39	54	2
Lu-ping Ding (2016)	Questionnaire investigation	February to April 2015	China	Nursing Student Internship Pressure Scale (Xiao Meilian)	460	359	84	17
Li-hong Li (2013)	Questionnaire investigation	Not reported	China	Pressure gauge (self-designed)	55	10	29	16
Jing Wang (2007)	Questionnaire investigation	2005-2006	China	China Health Care Pressure Source Scale (Cao Ying)	107	63	41	3
Ni-na Li (2019)	Questionnaire investigation	Not reported	China	China Health Pressure Source Scale (Cao Ying)	129	64	62	3
Tian-yang Chen (2019)	Questionnaire investigation	Not reported	China	Pressure source gauge (self-design)	90	23	45	22
Ping Lin (2007)	Questionnaire investigation	The 20th week of clinical practice	China	Pressure source gauge (self-design)	86	9	58	19
Li-rong Yu (2005)	Questionnaire investigation	July 2004 to May 2005	China	Student Study Pressure Survey (self-designed)	111	43	63	2
Di Zhang (2012)	Questionnaire investigation	Not reported	China	China Health Care Pressure Source Scale (Cao Ying)	189	135	52	2
Jing Huang (2019)	Questionnaire investigation	The first is from mid July to early August, and the second is from late October to mid November	China	Scale of trainee student stress source (Zhang Guixiang)	334	66	267	1
Fang Huang (2016)	Questionnaire investigation	Not reported	China	China Health Care Pressure Source Scale (Cao Ying)	120	77	42	1
Shuang Fu (2012)	Questionnaire investigation	May 2009 to March 2010	China	The Psychological Stressor Scale	310	76		
Qu Guo (2017)	Questionnaire investigation	October 2012 to October 2014	China	Survey scale of male Stress source in TOM colleges (designed by itself)	76	24		

Table 2

Bias risk assessment results of included studies.

	①	②	③	④	⑤	⑥	⑦	⑧	⑨	⑩	⑪	Score	grade
Marcela Corrêa Barboza1 (2012)	Y	Y	Y	N	N	Y	Y	UN	Y	Y	N	7	Medium
Ewa Kuppewicz (2020)	Y	Y	Y	Y	N	N	Y	Y	Y	Y	UN	8	High
Leticia Oliveira Bosso (2017)	Y	Y	Y	Y	N	N	Y	N	Y	Y	N	7	Medium
Rafati (2020)	Y	Y	Y	Y	N	Y	N	UN	N	Y	UN	6	Medium
Lahcen Baniadi (2020)	Y	Y	Y	Y	N	N	Y	Y	Y	Y	N	7	Medium
Maya Sahu (2019)	Y	Y	Y	N	N	N	Y	N	Y	Y	UN	6	Medium
AlMostafa Amr (2011)	Y	Y	Y	Y	N	N	N	N	N	Y	N	6	Medium
Klieveland (2015)	Y	Y	Y	Y	N	N	N	UN	UN	Y	UN	5	Medium
Rezaei (2020)	Y	Y	Y	N	N	Y	Y	UN	UN	Y	UN	6	Medium
Karin Blomberg (2014)	Y	Y	Y	Y	N	N	N	Y	Y	N	N	6	Medium
Iwona Bodys-Cupak (2016)	Y	Y	Y	Y	N	N	N	N	N	Y	UN	5	Medium
Yi Luo(2018)	Y	Y	Y	Y	UN	N	N	N	N	Y	N	5	medium
Emad A. Shdaifat, PhD (2020)	Y	Y	Y	Y	UN	UN	N	N	N	Y	N	5	Medium
Xue-qinSun (2008)	Y	N	Y	Y	N	N	N	N	Y	Y	N	4	Medium
Mei Chen (2012)	Y	N	Y	Y	N	N	N	N	Y	Y	UN	5	Medium
Lu-ping Ding (2016)	Y	N	Y	Y	UN	N	N	Y	Y	Y	N	5	Medium
Li-hong Li (2013)	Y	N	Y	Y	N	N	N	N	Y	Y	UN	5	Medium
Jing Wang (2007)	Y	N	Y	Y	N	Y	N	N	N	Y	N	4	Medium
Ni-na Li (2019)	Y	N	Y	Y	N	N	N	N	N	Y	N	4	Medium
Tian-yang Chen (2019)	Y	N	Y	Y	N	N	N	N	N	N	N	4	Medium
Ping Lin (2007)	Y	N	Y	Y	N	N	N	N	N	Y	N	4	Medium
Li-rong Yu (2005)	Y	N	Y	Y	N	N	N	N	Y	Y	N	4	Medium
DiZhang (2012)	Y	Y	Y	Y	N	N	N	N	Y	Y	UN	5	Medium
Jing Huang(2019)	Y	Y	Y	Y	N	Y	N	Y	Y	Y	N	6	Medium
FangHuang (2016)	Y	Y	Y	Y	N	N	N	N	N	Y	UN	7	Medium
ShuangFu (2012)	Y	N	Y	Y	N	N	N	N	Y	Y	UN	5	Medium
QuGuo (2017)	Y	N	Y	Y	N	N	N	N	Y	Y	N	5	Medium

research type. Finally, 27 studies^[16–42] met the inclusion criteria in Figure 2.

3.2. Basic characteristics of included studies

In total, 27 articles were included in this review. Studies were internationally spread from Brazil (n = 2), China (n = 15), Egypt (n = 1), India (n = 1), Iran (n = 2), Morocco (n = 1), Norway (n = 1), Poland (n = 1), Saudi Arabia (n = 1), Sweden (n = 1), mixed regions: Poland, Slovakia, and Spain (n = 1). The included literature was published from 2005 to 2020. The sample size of the study subjects was 1519 at most and 47 at least, and the findings of these studies are based on a total of 7116 participants. The 27 articles all used cross-sectional studies, and all quantitative studies used validated scales for data collection. The most popular scales for measuring stress level were the Perceived Stress Scale (PSS), Assessment of Stress in Nursing Students (ASNS), Nursing Students’ Perceived Clinical Stressors Scale (NSPCC), the Persian Questionnaire of Stressful Sources (PQSS), etc. The basic characteristics of the included studies are shown in Table 1.

3.3. Basic risk assessment results of included studies

The bias risk assessment results of the included studies are shown in Table 2. Among the 27 articles, the quality assessment grade of 1 literature was high, and 26 kinds of literature were medium.

3.4. Meta-analysis results

3.4.1. The total incidence rate. 27 studies^[16–42] were included, including 7116 patients. The results of meta-analysis showed that the prevalence rate of low-level stress was 0.24% [95% CI (0.24% to 0.25%)], the prevalence rate of medium level stress was 0.35% [95% CI (0.35% to 0.35%)], and the prevalence rate of high-level stress was 0.10% [95% CI (0.10% to 0.10%)], as shown in Figures 3–5.

3.4.2. Prevalence of stress in different genders. Men and women were enrolled in 10^[16,17,20,26,28,30,36,38–40] low-level stress studies, 8^[16,17,25,28,30,36,38,40] medium level stress studies, and 8^[16,17,20,25,26,28,36,41] high-level stress studies. The results of random-effects model meta-analysis showed that the prevalence rates of low, medium, and high levels of stress in male nursing students were 0.14% [0.14 to 0.14], 0.44% [0.44 to 0.44], 0.16% [0.14 to 0.14], and that in female nursing students were 0.14% [0.14 to 0.14], 0.44% [0.44 to 0.44], and 0.16% [0.14 to 0.14]. Chi square test showed that the differences between the subgroups were statistically significant ($P < 0.00001$).

3.4.3. Prevalence of pressure levels of different diagnostic criteria. Taking PSS-10^[43] as the diagnostic criteria, the low, medium, and high-pressure levels were included in 6^[17,20–22,24,26] studies, and the soft, medium and high levels of anxiety were 0.15%, 0.37%, and 0.36%, respectively. The Chinese nursing students’ stressor scale compiled by Cao Ying^[44] as the diagnostic criteria, the low and medium pressure levels were included in

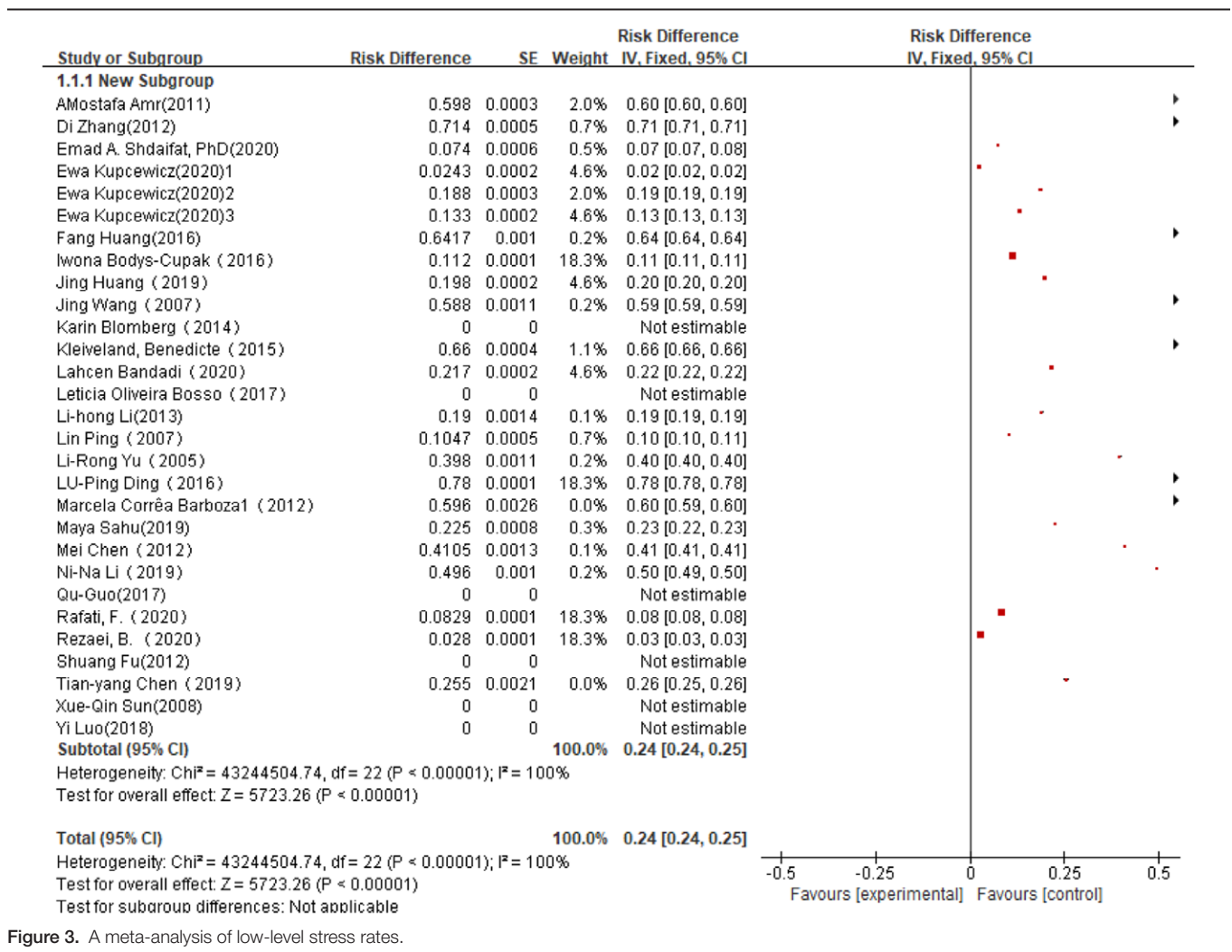


Figure 3. A meta-analysis of low-level stress rates.

4^[33,34,38,40] studies. The high levels of pressure were included in 3^[33,38,40] studies, and the low, medium, and high levels of anxiety were included in 3^[33,38,40] studies. The prevalence of high-level stress was 0.66%, 0.32%, and 0.06%, respectively.

3.4.4. Prevalence of stress level in different survey time. 3^[33,35,37] low stress level studies, 4^[29,33,35,37] medium stress level studies and 3^[33,35,37] high stress level studies were included before 2010 (including 2010). 17^[16,17,19–24,26,28,30–32,36,38,40,42] low stress level studies and 16^[17,19–22,24,26,28,30–32,36,38,40] medium stress level studies were included after 2010. There were 17 high stress level studies.^[17–26,28,30,32,34,36,41,42] Meta analysis of random-effects model showed that the prevalence of low, medium and high level of stress before 2010 were 0.22% [0.22 to 0.22], 0.42% [0.42 to 0.42], 0.02% [0.02 to 0.02], respectively. After 2010, the prevalence of low, medium and high level of stress were 0.25 [0.25 to 0.25], 0.35 [0.35 to 0.35], 0.15 [0.15 to 0.15] respectively. Chi square test showed that the differences between the subgroups were statistically significant ($P < 0.00001$).

3.4.5. Prevalence of stress level in different areas. Meta analysis of random-effects model showed that the prevalence of low, medium and high levels of stress in Europe was 0.14% [0.14 to 0.14], 0.28% [0.28 to 0.28], 0.37% [0.37 to 0.37] respectively. The prevalence rate of low, medium, and high levels in Asia were 0.29% [0.29 to 0.29], 0.35% [0.35 to 0.35], and 0.05% [0.05 to 0.05]. Others are shown in Table 3.

4. Discussion

The results of this study indicate that the overall prevalence of low-level stress of nursing students is 0.24% [95% CI (0.24% to 0.25%)], the prevalence of medium level stress is 0.35% [95%

CI (0.35% to 0.35%)], and the prevalence of high-level stress is 0.10% [95% CI (0.10% to 0.10%)]. This implies that the overall stress level of nursing interns is mainly at the medium level, which is consistent with the research results of Zhu Shuang Li.^[45] College is the most active period of individual psychological change and psychological contradictions and pressure. The causes of college students' psychological pressure are related to the current competitive social environment and students' physical and mental development.^[46] Chinese studies have found that the biggest stressors for nursing undergraduates are preparation and examination, followed by graduation assignment, social perception of the major, and the number of learning tasks.^[47] Other research has found that the biggest source of pressure for nursing undergraduates is the requirement of learning.^[48]

Stress has a wide range of effects, affecting sleep, memory, concentration, and appetite.^[49,50] Students' mental health can be affected and may even lead to thoughts of suicide. This meta-analysis suggests that nursing students suffer primarily in the medium range during clinical rotations. However, additional life stressors such as illness, family conflict, financial or housing problems can increase this level.

The stress level of male and female interns is similar and at a medium level. However, nursing programs tend to have a female majority,^[51] limited to this review. In general, gender studies have found that females have higher overall stress levels than males.^[52,53] This may be because male nursing students have better employment prospects and advantages than female nursing students.^[54] Female nursing students are busy obtaining various certificates and preparing for postgraduate exams to relieve the pressure after graduation, resulting in excellent learning pressure.^[55] In terms of interpersonal communication, female students are more sensitive than male students. They are prone to conflicts in the process of getting along with classmates, resulting

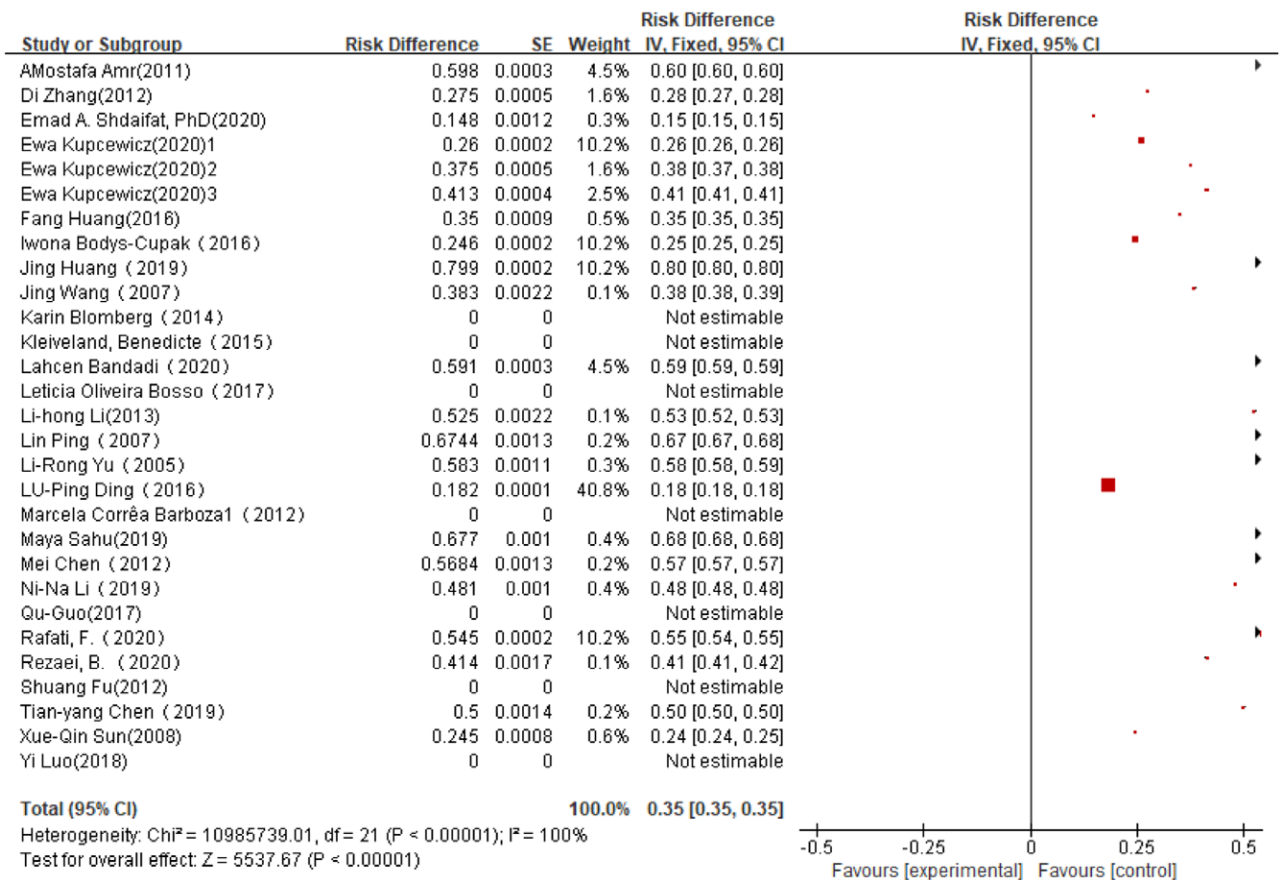


Figure 4. A meta-analysis of medium level stress rates.

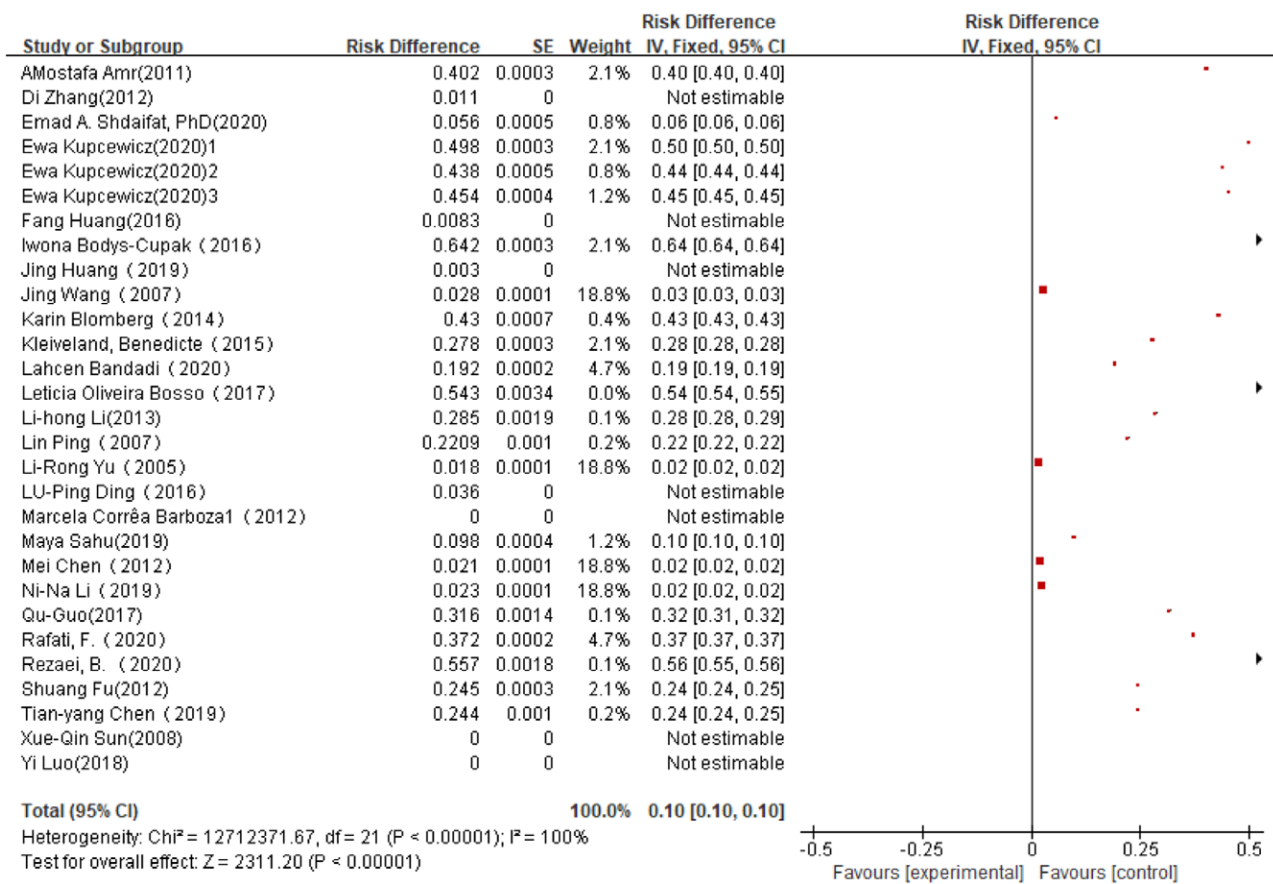


Figure 5. A Meta-analysis of high-level stress rates.

Table 3

Subgroup analysis.

Project			Number of studies included	Incidence rate (95%CI)	I² value	P value	Effect model
Gender	Male	Low level	11 ^[16,17,20,26,28,30,36,38-40]	0.14 [0.14, 0.14]	100%	<0.00001	Random
		Medium level	8 ^[16,17,25,28,30,36,38,40]	0.44 [0.44, 0.44]	100%	<0.00001	Random
		High level	8 ^[16,17,20,25,26,28,36,41]	0.16 [0.16, 0.16]	100%	<0.00001	Random
	Female	Low level	11 ^[16,17,20,26,28,30,36,38-40]	0.14 [0.14, 0.14]	100%	<0.00001	Random
		Medium level	8 ^[16,17,25,28,30,36,38,40]	0.44 [0.44, 0.44]	100%	<0.00001	Random
		High level	8 ^[16,17,20,25,26,28,36,41]	0.16 [0.16, 0.16]	100%	<0.00001	Random
Diagnostic criteria	PSS-10	Low level	6 ^[17,20-22,24,26]	0.15 [0.15, 0.15]	100%	<0.00001	Random
		Medium level	6 ^[17,20-22,24,26]	0.37 [0.37, 0.37]	100%	<0.00001	Random
		High level	6 ^[17,20-22,24,26]	0.36 [0.36, 0.36]	100%	<0.00001	Random
	China Health Care Pressure Source Scale (Cao Ying)	Low level	4 ^[33,34,38,40]	0.66 [0.66, 0.66]	100%	<0.00001	Random
		Medium level	4 ^[33,34,38,40]	0.32 [0.32, 0.33]	100%	<0.00001	Random
		High level	3 ^[33,38,40]	0.06 [0.06, 0.06]	100%	<0.00001	Random
Survey time	Before 2010	Low level	3 ^[33,35,37]	0.22 [0.22, 0.22]	100%	<0.00001	Random
		Medium level	4 ^[29,33,35,37]	0.42 [0.42, 0.42]	100%	<0.00001	Random
		High level	3 ^{[3,35,37]3}	0.02 [0.02, 0.02]	100%	<0.00001	Random
	After 2010	Low level	17 ^[16,17,19-24,26,28,30-32,36,38,40,42]	0.25 [0.25, 0.25]	100%	<0.00001	Random
		Medium level	16 ^[17,19-22,24,26,28,30-32,34,36,38-40]	0.35 [0.35, 0.35]	100%	<0.00001	Random
		High level	17 ^[17-26,28,30,32,34,36,41,42]	0.15 [0.15, 0.15]	100%	<0.00001	Random
area	Europe	Low level	4 ^[17,20,23,26]	0.14 [0.14, 0.14]	100%	<0.00001	Random
		Medium level	2 ^[17,26]	0.28 [0.28, 0.28]	100%	<0.00001	Random
		High level	5 ^[17,20,23,25,26]	0.37 [0.37, 0.37]	100%	<0.00001	Random
	Asia	Low level	15 ^[19,21,24,28,30-40]	0.29 [0.29, 0.29]	100%	<0.00001	Random
		Medium level	15 ^[19,21,24,28-30,32-35,37,39-42]	0.35 [0.35, 0.35]	100%	<0.00001	Random
		High level	12 ^[19,21,24,28-30,33-36,38,42]	0.05 [0.05, 0.05]	100%	<0.00001	Random

in certain psychological pressure due to improper handling of interpersonal relations.^[56] Therefore, in nursing education, we should help female nursing students deal with the interpersonal relationship between students and help them establish a support system to seek the object that can be told.

The low, medium, and high-pressure levels of PSS-10 were 0.15%, 0.37%, and 0.36%, respectively, with medium pressure as the central pressure. The quiet, medium, and high-pressure levels of the China Health Care Pressure Source Scale (Cao Ying) were 0.66%, 0.32%, and 0.06%, respectively, mainly low-level stress. It may be related to the functional area and population of the measurement tool. There is currently no widely used scale for measuring pressure in nursing students: the Assessment of Stress in Nursing Students (ASNS) was shown to be a reliable tool for use with the Spanish students, but it is not widely used in other countries; the Perceived Stress Scale (PSS) is not just a measure for nursing students.

Before 2010, the low, medium, and high-stress levels' prevalence rate was 0.22%, 0.42%, and 0.02%, respectively. After 2010, the standard, medium, and high-stress levels' prevalence rate was 0.25%, 0.35%, and 0.15%, respectively. It shows that the stress level has always been in the middle class, and the prevalence of high-level stress has increased, which may be related to the tense pace of modern life and the acceleration of social development. With the improvements in medicine and nursing education, colleges need to cultivate and improve the overall quality of graduating students and provide counseling on interpersonal communication skills, coping, and guidance for students.

The prevalence of low, medium, and high stress levels in Europe was 0.14%, 0.28%, and 0.37%, while in Asia was 0.29%, 0.35%, and 0.05%. In Europe, high-level pressure was surprising compared to the medium level noted in Asia. The high-stress level in the European studies may indicate the intensity of the program and requirements in these schools and a possible lack of mental health resources for nursing students.

5. Limitations of this review

While this review adopts a systematic process and incorporates a global perspective on ongoing research, it has several limitations. Many studies were excluded due to the inclusion criteria resulting in a small sample size. The results cannot be generalized because only English and Chinese papers were included in the review. The review only examined 7 English and 3 Chinese language databases. Finally, the characteristics of the meta-analysis showed high heterogeneity, and subgroup analysis did not significantly reduce the inter-study heterogeneity.

6. Conclusions

This systematic review has reported that the stress level of nursing students was mainly at a medium level. The results of subgroup analysis showed that stress levels are different in different genders, diagnostic criteria for stress, year of publication, and region. This review has attempted to illustrate that nursing students at minimum suffer moderate stress levels as a group. Nursing programs should address these stress levels to ensure a greater success rate of graduating nurses to increase the worldwide supply. Future studies should address factors that affect the stress level of nursing students, such as the influence of birthplace, family income, social and cultural factors on the stress level of nursing students.

Author contributions

All authors conceived and designed the study. ZYX and JJR organized and conducted the search and participated in the selection of the relevant articles and performed the quality assessment of

the studies. HWN supervised the project and made the changes and corrections suggested by the reviewers.

References

- Weiner H. *Perturbing the Organism: The Biology of Stressful Experience*. Chicago, IL: University of Chicago Press; 1992.
- Craven JL, Bright J, Dear CL. Psychiatric, psychosocial, and rehabilitative aspects of lung transplantation. *Clin Chest Med*. 1990;11:247-57.
- Admi H, Moshe-Eilon Y, Sharon D, et al. Nursing students' stress and satisfaction in clinical practice along different stages: a cross-sectional study. *Nurse Educ Today*. 2018;68:86-92.
- Selye H. *The stress of life*[M]. New York, NY: McGrawHill, 1956.
- Lazarus RS, Folkman S. *Stress, appraisal and coping*[M]. New York, NY: Springer, 1984.
- Reeve KL, Shumaker CJ, Yearwood EL, et al. Perceived stress and social support in undergraduate nursing students' educational experiences. *Nurse Educ Today*. 2013;33:419-24.
- Zhu Z, Xing W, Lizarondo L, et al. Nursing students' experiences with faculty incivility in the clinical education context: a qualitative systematic review and meta-synthesis. *BMJ Open*. 2019;9:e024383.
- Labrague LJ, McEnroe-Petitte DM, Papanasiou IV, et al. A cross-country comparative study on stress and quality of life in nursing students. *Perspect Psychiatr Care*. 2018;54:469-76.
- Chernomas WM, Shapiro C. Stress, depression, and anxiety among undergraduate nursing students. *Int J Nurs Educ Scholarsh*. 2013;10:255-66.
- World Health Organization (WHO). *Suicide*. Geneva, Switzerland: WHO; 2018
- De Berardis D, Fornaro M, Valchera A, et al. Eradicating suicide at its roots: preclinical bases and clinical evidence of the efficacy of ketamine in the treatment of suicidal behaviors. *Int J Mol Sci*. 2018;19:2888.
- Orsolini L, Latini R, Pompili M, et al. Understanding the complex of suicide in depression: from research to clinics. *Psychiatry Invest*. 2020;17:207-21.
- Abbaszadeh A, Borhani F, Mohsenpour M. Compatibility of personality and major among freshman undergraduate nursing students of the Kerman University of Medical Sciences. *Iran J Nurs Midwifery Res*. 2010;15:90-5.
- Burnard P, Edwards D, Bennett K, et al. A comparative, longitudinal study of stress in student nurses in five countries: Albania, Brunei, the Czech Republic, Malta and Wales. *Nurse Educ Today*. 2008;28:134-45.
- Rostom A, Dubé C, Cranney A, et al. *Celiac Disease. Evidence Reports/Technology Assessments (Summary)*. AHRQ. 2004:1-6.
- Barboza MC, Soares MH. Analysis of stress-causing factors in the final undergraduate year of the nursing course. *Acta Sci. Health Sci*. 2012;34:177-83.
- Kupciewicz E, Grochans E, Kadučáková H, et al. Analysis of the relationship between stress intensity and coping strategy and the quality of life of nursing students in Poland, Spain and Slovakia. *Int J Environ Res Public Health*. 2020;17:4536.
- Oliveira BL, Marques da SR, Siqueira Costa AL. Biosocial-academic profile and stress in first- and fourth-year nursing students. *Invest Educ Enferm*. 2017;35:131-8.
- Rafati F, Rafati S, Khoshnood Z. Perceived stress among Iranian nursing students in a clinical learning environment: a cross-sectional study. *Adv Med Educ Pract*. 2020;11:485-91.
- Bandadi L, Chamkal N, Belbachir S, et al. Perceived stress among Moroccan nurses student: effect of the emotional self-efficacy. *Open Access Maced J Med Sci*. 2020;8:156-61.
- Sahu M, Gandhi S, Sharma MK, et al. Perceived stress and resilience and their relationship with the use of mobile phone among nursing students. *Invest Educ Enferm*. 2019;37:e05.
- Amr A, El-Gilany AH, El-Moafee H, et al. Stress among mansoura (Egypt) baccalaureate nursing students. *Pan Afr Med J*. 2011;8:26.
- Kleiveland B, Natvig GK, Jepsen R. Stress, sense of coherence and quality of life among Norwegian nurse students after a period of clinical practice. *PeerJ*. 2015;3:e1286.
- Rezaei F, Falahati J, Beheshtizadeh R. Stress, stressors and related factors in clinical learning of midwifery students in Iran: a cross sectional study. *BMC Med Educ*. 2020;20:78.
- Blomberg K, Bisholt B, Kullén Engström A, et al. Swedish nursing students' experience of stress during clinical practice in relation to clinical

- setting characteristics and the organisation of the clinical education. *J Clin Nurs*. 2014;23:2264–71.
- [26] Bodys-Cupak I, Majda A, Zalewska-Puchala J, et al. The impact of a sense of self-efficacy on the level of stress and the ways of coping with difficult situations in Polish nursing students. *Nurse Educ Today*. 2016;45:102–7.
- [27] Luo Y, Gong B, Meng R, et al. Validation and application of the Chinese version of the Perceived Stress Questionnaire (C-PSQ) in nursing students. *PeerJ*. 2018;6:e4503.
- [28] Shdaifat EA, Al Amer MM, Jamama AA. Verbal abuse and psychological disorders among nursing student interns in KSA. *J Taibah Univ Med Sci*. 2020;15:66–74.
- [29] Xue QS. Analysis of stressors and coping styles of undergraduate nursing interns. *Chinese School Health*. 2008;49–50.
- [30] Mei C. Investigation on the stress of undergraduate nursing students' psychiatric practice. *Chinese Contemporary Med*. 2012;19:169–170.
- [31] Lu PD. A study on stressors and influencing factors of undergraduate nursing students in late practice period. *Chongqing Medical University*; 2016:9–15.
- [32] Li HL. Effects of stress and job satisfaction on turnover intention of male undergraduate nursing students during internship. *Nurs Res*. 2013;611–2.
- [33] Wang J. A study on anxiety and coping style of college nursing students during clinical practice. *Chinese Nurs Edu*. 2007:246–8.
- [34] Ni NL. Investigation and analysis of stressors and coping styles of mid-wifery students in higher Vocational colleges in early practice. *Health voc edu*. 2019:126–7.
- [35] Ping L. Psychological stress and coping measures of nursing undergraduates during clinical practice. *Heilongjiang Med Sci*. 2007:79–80.
- [36] Tian YC. Psychological stress and coping measures of nursing undergraduates during clinical practice. *Diet health care*. 2019;6:205.
- [37] Li RY. Investigation and analysis of learning stressors and related factors in nursing students. *South J Nurs*. 2005:8–10.
- [38] Di Z. Investigation on stress status and influencing factors of local nursing students in a military hospital. *Chinese J Mod Nurs*. 2012;19:2319–21.
- [39] Jing H. Current status analysis and correlation study of health promotion lifestyle and stress status among practicing nursing students in Nanchang city. *Nanchang University*. 2019:11–23.
- [40] Fang H. Investigation and analysis of pressure sources of nursing students during practice in Shanghai Hospital of Traditional Chinese Medicine. *Chinese J Pract Nurs*. 2016:145–6.
- [41] Shuang F. The guiding significance and countermeasures of Pressure Source scale for private vocational nursing interns. *Science Times*. 2012:287–8.
- [42] Qu G. Investigation on pressure sources of practice of male nursing students in Chinese Medical colleges. *Soft Sci Health*. 2017:45–8.
- [43] Cohen S, Kamarck T, Mermelstein R. A global measure of perceived stress. *J Health Soc Behav*. 1983;24:385–96.
- [44] Ying C. Investigation on stressors and coping styles of nursing undergraduates during clinical practice. *Chinese J Nurs*. 2001;36:491–494.
- [45] Hasson F. Resilience, stress, and psychological well-being in nursing students: a systematic review. *Nurse Educ Today*. 2020;90:104440.
- [46] Guan ZY. A study on the correlation between professional commitment, stress and coping style of nursing undergraduates. *Changchun University of Traditional Chinese Medicine* 2014.
- [47] Cao Y, Dai SX, Yu YQ. A survey of stress and coping styles of nursing undergraduates. *J Nurs*. 2000:166–8.
- [48] ADMI H. Nursing students' stress during the initial clinical experience. *J Nurs Educ*. 1997;36:323–7.
- [49] Goff AM. Stressors, academic performance, and learned resourcefulness in baccalaureate nursing students. *Int J Nurs Educ Scholarsh*. 2011;8.
- [50] Kurebayashi LFS, Do Prado, JM, Da Silva MJP. Correlations between stress and anxiety levels in nursing students. *J Nurs Educ Pract*. 2012;2:128.
- [51] Jian L. A study on the relationship between stress, anxiety and coping style of nursing students and effective teaching behavior of clinical teachers. *Chinese J Mod Nurs*. 2018:353–5.
- [52] Rocha-singh IA. Perceived stress among graduate students: development and validation of the graduate stress inventory. *Educ Psychol Meas*. 1994;54:714–27.
- [53] Mallinckrodt B, et al. Sex Differences in graduate student life-change stress and stress symptoms. *J Coll Stud Dev*. 1989;30:332–8.
- [54] Zheng SY, Liu MY. The proportion of male nursing students has increased, mainly due to better job prospects. *Chinese College Students Employment* 2019:27–9.
- [55] Guan ZY. A study on the correlation between professional commitment, stress and coping style of nursing undergraduates. *Changchun University of Traditional Chinese Medicine* 2014.
- [56] Lu DM. Pressure and guidance faced by nursing students in technical secondary school. *Health Voc Edu*. 2007:107–8.