



Cite this: *RSC Adv.*, 2019, 9, 1536

Solvent- and transition metal-free amide synthesis from phenyl esters and aryl amines†

Sergey A. Rzhavskiy,^{ID}^{ab} Alexandra A. Ageshina,^{ID}^a Gleb A. Chesnokov,^{ID}^{ab} Pavel S. Gribanov,^{ID}^{ac} Maxim A. Topchiy,^{ID}^{ab} Mikhail S. Nechaev,^{ID}^{*ab} and Andrey F. Asachenko,^{ID}^{*ab}

Received 6th December 2018
Accepted 19th December 2018

DOI: 10.1039/c8ra10040c

rsc.li/rsc-advances

A general, economical, and environmentally friendly method of amide synthesis from phenyl esters and aryl amines was developed. This new method has significant advantages compared to previously reported palladium-catalyzed approaches. The reaction is performed transition metal- and solvent-free, using a cheap and environmentally benign base, NaH. This approach enabled us to obtain target amides in high yields with high atom economy.

Introduction

Amides are one of the widest classes of compounds found in natural products, as well as in pharmaceuticals. Their synthesis has been, and continues to be, the focus of significant attention in synthetic chemistry.^{1–3} Many of the well-established methods for amide synthesis involve reagents that are difficult to handle and lead to generation of large quantities of waste products. Recent publications demonstrated the increasing interest of the pharmaceutical industry (*e.g.* ACS Green Chemistry Institute Pharmaceutical Roundtable) in amide bond formation. Thus, amide bond formation is among the most important synthetic transformations requiring improved methods.⁴

Most popular approaches of amide synthesis utilize preliminary preparation of expensive activated esters or use of stoichiometric quantities of peptide-coupling reagents, followed by treatment with amines.^{2,5,6} Several methods of one-pot direct synthesis of amides from carboxylic acids as well as a number of non-conventional approaches, such as oxidative amidation of alcohols, are reported.^{3,4,7–9} Transamidation route to amides is also well-known.^{4,10–15} A number of reviews were published on the methods of amide synthesis.^{9,16–19}

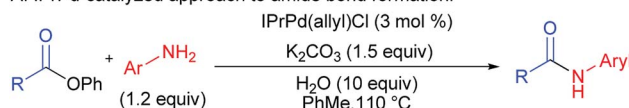
Amide synthesis from amines and cheap unactivated esters using various catalysts is rather promising.^{20–26} Recent publications have documented rapid transformation of Buchwald–Hartwig cross-coupling into an efficient tool to create C–N bonds

from aryl halides and amines used abundantly in industrial fine organic synthesis.^{27–31}

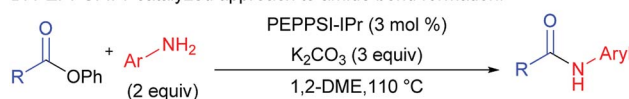
In the past two years, efforts of groups lead by Stephen G. Newman (Scheme 1A),³² Michal Szostak (Scheme 1B),³³ and Nilay Hazari (Scheme 1C)³⁴ resulted in a successful transfer of aryl halide cross-coupling techniques onto esters.^{35–37} Chemoselective cleavage of the C(acyl)–O bond provided easy access to various arylamides hardly available by traditional methods.^{19,38–40} These new cross-coupling methods utilize easily available unactivated esters, non-nucleophilic amines, and air-stable catalytic systems. Despite the fact that the above-mentioned methods are rather efficient, they are not free from drawbacks, requiring toxic solvents, transition

Previous work:

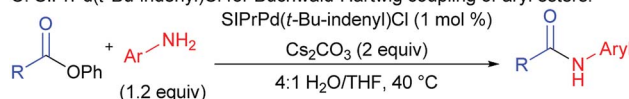
A. IPrPd-catalyzed approach to amide bond formation:³²



B. PEPPSI-IPr-catalyzed approach to amide bond formation:³³

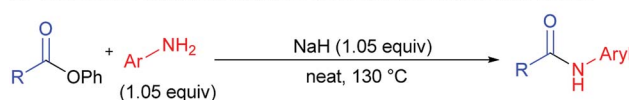


C. SIPrPd(*t*-Bu-indenyl)Cl for Buchwald–Hartwig coupling of aryl esters:³⁴



This work:

D. Solvent and transition metal-free amide bond formation from esters:



Scheme 1 Cross-coupling reactions of amines and esters.

^aA.V. Topchiev Institute of Petrochemical Synthesis, Russian Academy of Sciences, Leninsky Prospect 29, Moscow, 119991, Russia. E-mail: aasachenko@ips.ac.ru

^bM.V. Lomonosov Moscow State University, Leninskie Gory 1 (3), Moscow, 119991, Russia. E-mail: m.s.nechaev@org.chem.msu.ru

^cA.N. Nesmeyanov Institute of Organoelement Compounds, Russian Academy of Sciences, Vavilov str. 28, Moscow, 119991, Russian Federation

† Electronic supplementary information (ESI) available: Detailed experimental procedures, ¹H and ¹³C NMR spectra. See DOI: 10.1039/c8ra10040c



metal-based catalysts, and generating a lot of waste (low atom economy).

One of the major challenges in organic chemistry is the development of methods that are of high performance, ecologically benign, and economically feasible. Application of solvents as reaction media negatively affects product cost through solvent price and cost of solvent processing or utilization. Besides, usage of solvents can cause harm for employees and environment. Therefore, development of cross-coupling reaction conditions requiring no use of solvents is rather promising since it could lower direct and indirect expenses by means of lower amount of waste, increase of reaction rate, lower catalyst load, and better synthesis scaling up.

For the last several years our group was active in the development of “green” chemical approaches that might be relevant both for academia and industry. Our target is “to eliminate organic solvents from organic chemistry” by development of solvent-free synthetic approaches. This motivated us to report for the first time a new general method of amides synthesis from phenyl esters under green solvent- and transition metal-free conditions. The implementation of this approach promises simplicity, high efficiency, atom economy and ecological safety, while giving opportunities to avoid particular disadvantages of conventional methods (Scheme 1D vs. Scheme 1A–C).

Results and discussion

We performed optimization of solvent-free amidation of phenyl esters using model reaction of *o*-toluidine and phenyl

benzoate (Table 1). Initially, we compared performance of IPrPd(allyl)Cl, proposed by Stephen G. Newman, under solvent (Table 1, example 1),³² and solvent-free conditions (Table 1, example 2). Yield of product under solvent-free conditions was found to decrease from 98 to 90%. Performing reaction in the absence of both solvent and catalyst resulted in product yield of 32% (Table 1, example 3). In the absence of the catalyst, solvent, and base the reaction proceeded with only 3% yield (Table 1, example 3). Temperature increase up to 150 °C in the absence of base and catalyst have led to a considerable increase of amide yield from 3 to 32% (Table 1, example 4). Utilization of K₂CO₃ base under these conditions resulted in a small increase of the product yield compared to base-free conditions, from 32 to 39% (Table 1, example 4). Since further increase of temperature seemed unreasonable, we screened bases available at 150 °C. Replacement of K₂CO₃ with Cs₂CO₃, decreased the yield down to 15% (Table 1, example 6). Utilization of a strong base *t*-BuOK did not lead to increase of the reaction yield (Table 1, example 7). Reaction proceeded with higher yield (57%) in case of K₃PO₄ (Table 1, example 5). Strong organic bases, such as DBN (1,5-diazabicyclo[4.3.0]non-5-ene)⁴¹ and DABCO (1,4-diazabicyclo[2.2.2]octane) showed moderate yields, whereas DBU (1,8-diazabicyclo[5.4.0]undec-7-ene)^{17,18,23} was slightly more active (Table 1, examples 8–10). The highest yield (80%) was obtained when NaH was used as a base (Table 1, example 11).

Next, we studied the temperature effect on the product yield employing NaH as the most suitable base (Table 1, examples 11–14). It turned out that practically quantitative yield was achieved at 130 °C (Table 1, example 12). Thus, heating of nearly equimolar mixture of phenyl benzoate, *ortho*-toluidine and sodium hydride in absence of solvent and palladium catalyst produced target amide **3a** in almost quantitative yield.

With optimal conditions in hand, the scope and limitations of the elaborated conditions was examined; we screened various aryl amines in reaction with phenyl benzoate (Table 2). For example, aniline yielded 82% of corresponding amide (Table 2, **3d**). The described conditions were found to tolerate halogen-substituted anilines. In case of *meta*- and *para*-substituted F-, Cl-, and Br-substituted anilines, as well as 2-fluoroaniline, amides were obtained in good to quantitative yields (Table 2, **3j**, **3k**, **3l**, **3v**, **3w**, **3u**).

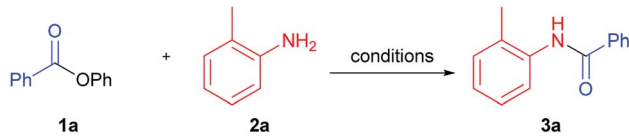
Anilines bearing one substituent at the *ortho*-position afforded products **3a**, **3g**, **3p**, **3u** in high yields. Good yields were obtained for anilines with both donor (Table 2, **3h**, **3i**, **3o**, **3p**) and acceptor functional groups (Table 2, **3c**, **3t**). Utilization of acceptor heterocyclic amines resulted in some decrease in yields (Table 2, **3q**, **3r**, **3s**). Notably, benzylamine also gave good product yield (Table 2, **3n**).

Diminished yields were observed in case of anilines bearing bulky substituents in *ortho*-positions, e.g. anilines **2e** and **2f** (38% for **3e**, 62% for **3f**).

Next stage of our studies was screening of aryl esters in a model reaction with aniline (Table 3).

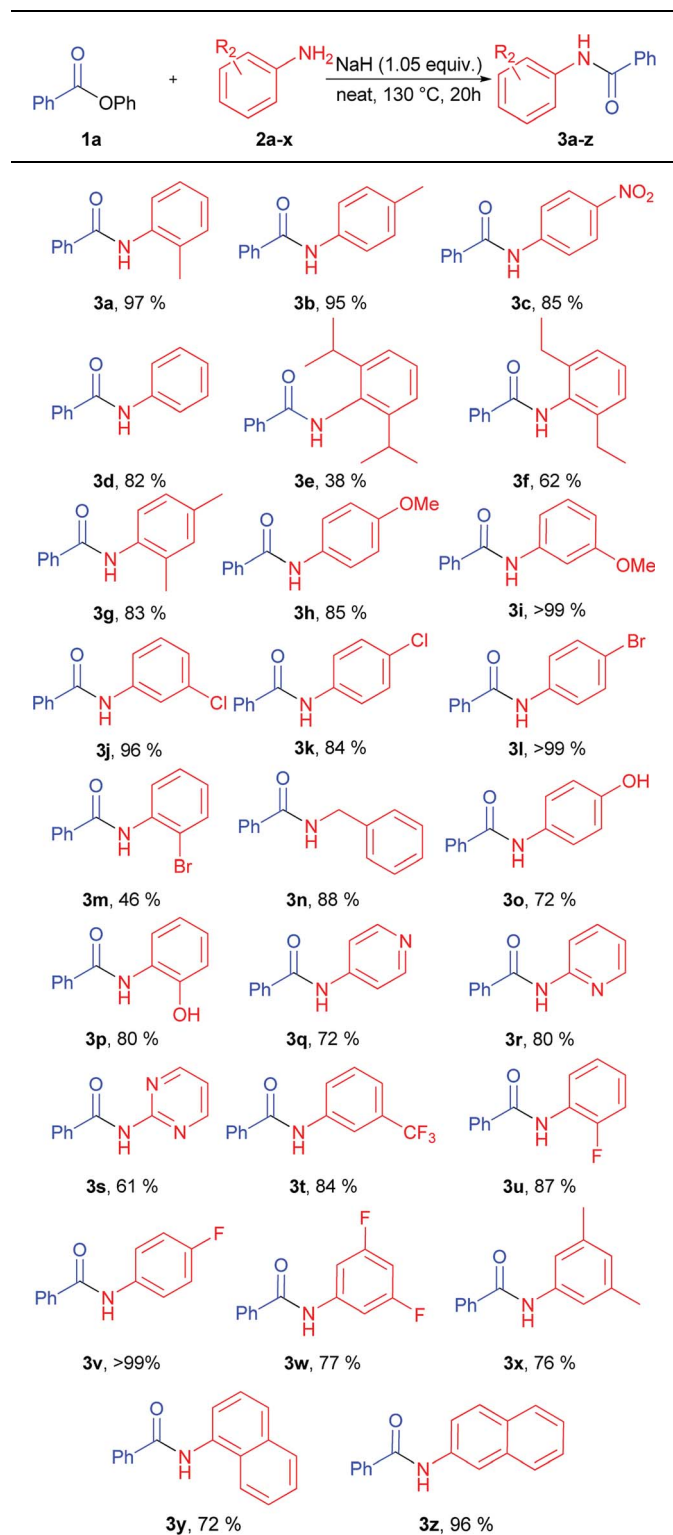
For example, esters of aliphatic acids demonstrated lower reactivity compared to phenyl benzoate (Table 3, examples **3df**, **3di** vs. **3a** of Table 2). The aniline reaction with heterocyclic

Table 1 Optimization of the reaction conditions^a



Entry	Catalyst	Base	T (°C)	Yield ^b , %
1	3 mol% IPrPd(allyl)Cl	K ₂ CO ₃ ^{c,d}	110	98
2	3 mol% IPrPd(allyl)Cl	K ₂ CO ₃ ^c	110	90
3	—	K ₂ CO ₃	110	32(3) ^e
4	—	K ₂ CO ₃	150	39(32) ^e
5	—	K ₃ PO ₄	150	57
6	—	Cs ₂ CO ₃	150	15
7	—	<i>t</i> -BuOK	150	38
8	—	DBU	150	75
9	—	DBN	150	56
10	—	DABCO	150	61
11	—	NaH	150	80
12	—	NaH	130	97 ^a
13	—	NaH	120	95
14	—	NaH	90	80

^a Reaction conditions: phenyl benzoate **1a** (0.7 mmol), *o*-toluidine **2a** (0.735 mmol, 1.05 equiv.), base (0.735 mmol, 1.05 equiv.), T °C (oil-bath temperature), 20 h, heat. ^b Yield determined by ¹H NMR of the crude mixture with BHT as internal standard. ^c 1.5 equiv. of base. ^d Conditions ref. 32. ^e Without base.

Table 2 Scope of anilides^{a,b}

^a Reaction conditions: phenyl benzoate **1a** (0.7 mmol), amine **2** (0.735 mmol), NaH (0.735 mmol), 130 °C (oil-bath temperature), 20 h. ^b Yield determined by ¹H NMR of the crude mixture with BHT as internal standard.

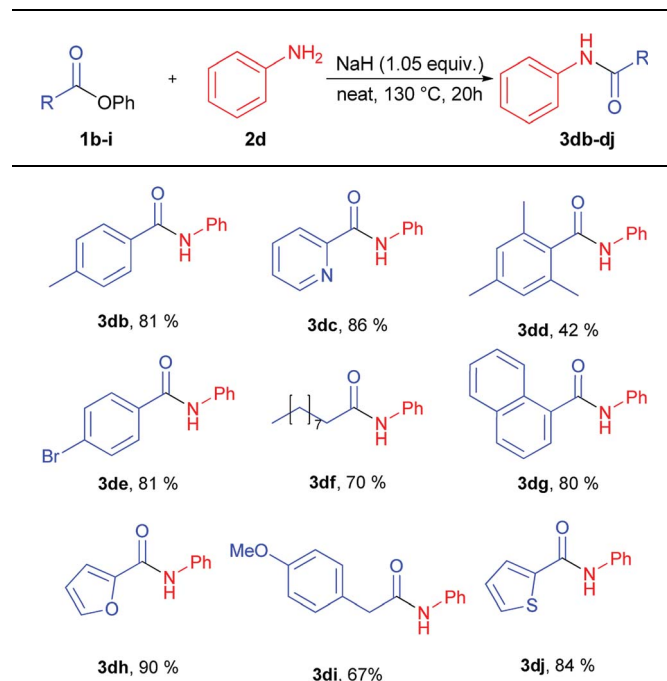
acids esters proceeded with good yields (Table 3, examples **3dc**, **3dh**, **3dj**).

Interestingly, five-membered heterocyclic esters exhibited higher activity than six-membered counterparts (Table 3, **3dh**, **3dj** vs. **3dc**). The phenyl esters of *para*-substituted benzoic acids produced amides in high yields (**3db**, **3de**, Table 3 vs. **3d**, Table 2). Phenyl ester of sterically hindered 2,4,6-trimethylbenzoic acid showed lower reactivity (Table 3, **3dd**).

Thus, we successfully elaborated conditions for high-yield solvent- and transition metal based catalyst-free amide synthesis and tested them on a wide range of substrates.

It should be noted that our method showed product yields comparable to those in palladium-catalyzed methods of amide synthesis (Table 4). In some cases, proposed method showed higher efficiency compared to palladium-catalyzed methods (Table 4, examples **3b**, **3o**, **3z**, **3dh**, **3v**, **3c**).

Thus, compared with previously reported transition-metal-catalyzed methods, the elaborated method possesses several advantages, the most important of which is exploitation of sodium hydride, one of the simplest and most readily available inorganic bases, whereas catalytic methods require expensive catalysts, bases and solvents. Absence of transition metals, solvents, toxic reagents for carboxylic group activation (*e.g.* carbodiimides) makes proposed protocol a viable alternative for green amide synthesis. At the same time several disadvantages, such as hydrogen evolution and high reaction temperature,

Table 3 Scope of phenyl esters^{a,b}

^a Reaction conditions: aryl ester **1** (0.7 mmol), aniline **2d** (0.735 mmol), NaH (0.735 mmol), 130 °C (oil-bath temperature), 20 h. ^b Yield determined by ¹H NMR of the crude mixture with BHT as internal standard.

Table 4 Comparison of different methods

Entry	Product	Method A ^a , %	Method B ^b , %	Method C ^c , %	This work ^d , %
1	3a	98	75	96	97
2	3b	—	—	92	95
3	3c	55	—	—	85
4	3d	91	96	90	82
5	3e	—	90	—	38
6	3h	—	84	95	85
7	3o	61	—	—	72
8	3p	93	—	—	80
9	3q	85	—	—	72
10	3v	—	—	95	99
11	3y	—	—	87	72
12	3z	—	—	82	96
13	3dh	68	75	—	90
14	3df	—	78	—	70

^a Reaction conditions: **1** (0.2 mmol), **2** (0.24 mmol), IPrPd(allyl)Cl (0.006 mmol), K₂CO₃ (0.3 mmol), H₂O (2 mmol), toluene (1 mL) at 110 °C for 16 h under Ar. ^b Reaction conditions: **1** (1.0 equiv.), **2** (2.0 equiv.), K₂CO₃ (3.0 equiv.), PEPPSI-IPr (3 mol%), 1,2-DME (0.25 M), 110 °C, 16 h. ^c Reaction conditions: **1** (0.50 mmol), **2** (0.60 mmol), Cs₂CO₃ (0.75 mmol), SIPrPd(η^3 -1-*t*-Bu-indenyl)Cl (0.005 mmol), H₂O (2 mL), THF (0.5 mL), 40 °C, 4 h. ^d Reaction conditions: **1** (0.7 mmol), **2** (0.735 mmol), NaH (0.735 mmol), 130 °C (oil-bath temperature), 20 h.

should be noted. Therefore, our method is a preparatively useful extension of existing methodology of amide synthesis.

Conclusions

A general, efficient, green method of aromatic amides synthesis from phenyl esters and aromatic amines under solvent- and transition metal-free conditions using equivalent amounts of NaH as a base was elaborated. Reaction and isolation procedures are simple, robust, easily reproducible, and scalable. The new method is characterized by high atom economy.

Conflicts of interest

There are no conflicts to declare.

Acknowledgements

S. A. Rzhavskiy, G. A. Chesnokov, P. S. Gribanov, M. A. Topchiy, M. S. Nechaev and A. F. Asachenko are thankful to Russian Science Foundation (RSF) for financial support (project number 17-13-01076). Authors are grateful to the Moscow State University (Russia) for the opportunity to use the NMR facilities of the Center for Magnetic Tomography and Spectroscopy. Part of this work was carried out by A. A. Ageshina as part of the A. V. Topchiev Institute of Petrochemical Synthesis (TIPS) Russian Academy of Sciences (RAS) State Program.

Notes and references

- 1 R. C. Larock, *Comprehensive Organic Transformations: A Guide to Functional Group Preparations*, Wiley, 1999.
- 2 C. A. G. N. Montalbetti and V. Falque, *Tetrahedron*, 2005, **61**, 10827–10852.
- 3 V. R. Pattabiraman and J. W. Bode, *Nature*, 2011, **480**, 471.
- 4 R. M. Lanigan and T. D. Sheppard, *Eur. J. Org. Chem.*, 2013, **2013**, 7453–7465.
- 5 M. Bodanszky, in *Major Methods of Peptide Bond Formation*, ed. E. Gross and J. Meienhofer, Academic Press, 1979, vol. 1, pp. 105–196.
- 6 E. Valeur and M. Bradley, *Chem. Soc. Rev.*, 2009, **38**, 606–631.
- 7 R. M. de Figueiredo, J.-S. Suppo and J.-M. Campagne, *Chem. Rev.*, 2016, **116**, 12029–12122.
- 8 T. Krause, S. Baader, B. Erb and L. J. Gooßen, *Nat. Commun.*, 2016, **7**, 11732.
- 9 S. Gaspa, A. Porcheddu and L. De Luca, *Org. Biomol. Chem.*, 2013, **11**, 3803–3807.
- 10 J. M. Hoerter, K. M. Otte, S. H. Gellman and S. S. Stahl, *J. Am. Chem. Soc.*, 2006, **128**, 5177–5183.
- 11 J. M. Hoerter, K. M. Otte, S. H. Gellman, Q. Cui and S. S. Stahl, *J. Am. Chem. Soc.*, 2008, **130**, 647–654.
- 12 P. Acosta-Guzmán, A. Mateus-Gómez and D. Gamba-Sánchez, *Molecules*, 2018, **23**, 2382.
- 13 Y. Liu, M. Achtenhagen, R. Liu and M. Szostak, *Org. Biomol. Chem.*, 2018, **16**, 1322–1329.
- 14 G. Li and M. Szostak, *Nat. Commun.*, 2018, **9**, 4165.
- 15 L. Becerra-Figueroa, A. Ojeda-Porras and D. Gamba-Sánchez, *J. Org. Chem.*, 2014, **79**, 4544–4552.
- 16 K. Banert, K. M. Aitken, R. A. Aitken, M. M. K. Boysen and S. Bräse, *Science of Synthesis: Houben-Weyl Methods of Molecular Transformations Vol. 41: Nitro, Nitroso, Azo, Azoxy, and Diazonium Compounds, Azides, Triazenes, and Tetrazenes*, Thieme, 2014.
- 17 E. C. d. Lima, C. C. d. Souza, R. d. O. Soares, B. G. Vaz, M. N. Eberlin, A. G. Dias and P. R. R. Costa, *J. Braz. Chem. Soc.*, 2011, **22**, 2186–2190.
- 18 M. T. La and H.-K. Kim, *Can. J. Chem.*, 2018, **96**, 1135–1141.
- 19 S. Shi, S. P. Nolan and M. Szostak, *Acc. Chem. Res.*, 2018, **51**, 2589–2599.
- 20 B. Gnanaprakasam and D. Milstein, *J. Am. Chem. Soc.*, 2011, **133**, 1682–1685.

- 21 T. Ohshima, Y. Hayashi, K. Agura, Y. Fujii, A. Yoshiyama and K. Mashima, *Chem. Commun.*, 2012, **48**, 5434–5436.
- 22 C. Han, J. P. Lee, E. Lobkovsky and J. A. Porco, *J. Am. Chem. Soc.*, 2005, **127**, 10039–10044.
- 23 K. E. Price, C. Larrivéé-Aboussafy, B. M. Lillie, R. W. McLaughlin, J. Mustakis, K. W. Hettenbach, J. M. Hawkins and R. Vaidyanathan, *Org. Lett.*, 2009, **11**, 2003–2006.
- 24 Y.-S. Bao, B. Zhaorigetu, B. Agula, M. Baiyin and M. Jia, *J. Org. Chem.*, 2014, **79**, 803–808.
- 25 C. Sabot, K. A. Kumar, S. Meunier and C. Mioskowski, *Tetrahedron Lett.*, 2007, **48**, 3863–3866.
- 26 A.-T. Talvik, A. Tuulmets and E. Vaino, *J. Phys. Org. Chem.*, 1999, **12**, 747–750.
- 27 M. M. Heravi, Z. Kheilkordi, V. Zadsirjan, M. Heydari and M. Malmir, *J. Organomet. Chem.*, 2018, **861**, 17–104.
- 28 P. Ruiz-Castillo and S. L. Buchwald, *Chem. Rev.*, 2016, **116**, 12564–12649.
- 29 D. S. Surry and S. L. Buchwald, *Chem. Sci.*, 2011, **2**, 27–50.
- 30 J. Bariwal and E. Van der Eycken, *Chem. Soc. Rev.*, 2013, **42**, 9283–9303.
- 31 A. J. Burke and C. S. Marques, *Catalytic Arylation Methods: From the Academic Lab to Industrial Processes*, Wiley, 2015.
- 32 T. Ben Halima, J. K. Vandavasi, M. Shkooor and S. G. Newman, *ACS Catal.*, 2017, **7**, 2176–2180.
- 33 S. Shi and M. Szostak, *Chem. Commun.*, 2017, **53**, 10584–10587.
- 34 A. H. Dardir, P. R. Melvin, R. M. Davis, N. Hazari and M. Mohadjer Beromi, *J. Org. Chem.*, 2018, **83**, 469–477.
- 35 K. Amaike, K. Muto, J. Yamaguchi and K. Itami, *J. Am. Chem. Soc.*, 2012, **134**, 13573–13576.
- 36 K. Muto, J. Yamaguchi, D. G. Musaev and K. Itami, *Nat. Commun.*, 2015, **6**, 7508.
- 37 R. Takise, K. Muto and J. Yamaguchi, *Chem. Soc. Rev.*, 2017, **46**, 5864–5888.
- 38 M. Tobisu and N. Chatani, *Acc. Chem. Res.*, 2015, **48**, 1717–1726.
- 39 E. J. Tollefson, L. E. Hanna and E. R. Jarvo, *Acc. Chem. Res.*, 2015, **48**, 2344–2353.
- 40 J. Cornella, C. Zarate and R. Martin, *Chem. Soc. Rev.*, 2014, **43**, 8081–8097.
- 41 B. Vigante, M. Rucins, A. Plotniece, K. Pajuste, I. Luntena, B. Cekavicus, E. Bisenieks, R. Smits, G. Duburs and A. Sobolev, *Molecules*, 2015, **20**, 19697.