


REVIEW

Open Access



The current management of acute uncomplicated appendicitis: should there be a change in paradigm? A systematic review of the literatures and analysis of treatment performance

Samuel Ho Ting Poon¹, Jennifer Wah Yan Lee¹, Ka Man NG¹, Gloria Wing Yan Chiu¹, Brian Yung Kong Wong¹, Chi Chung Foo^{2*}  and Wai Lun Law²

Abstract

Introduction: Appendectomy has long been the mainstay of intervention for acute appendicitis, aiming at preventing perforation, peritonitis, abscess formation and recurrence. With better understanding of the disease process, non-operative management (NOM) with antibiotics alone has been proved a feasible treatment for uncomplicated appendicitis. This article aimed at systematically reviewing the available literatures and discussing the question whether NOM should replace appendectomy as the standard first-line treatment for uncomplicated appendicitis.

Method: A search of the Embase, Pubmed and Cochrane Library was performed using the keywords 'acute appendicitis' and 'antibiotic therapy'. Meta-analysis with inverse variance model for continuous variable and Mantel Haenzel Model for dichotomous variable was performed to evaluate the one year treatment efficacy, morbidities rate, sick leave duration and length of hospital stay associated with emergency appendectomy and NOM.

Results: Six randomized control trials were identified out of 1943 publications. NOM had a significant lower treatment efficacy rate at one year, 0.10 (95% CI 0.03–0.36, $p < 0.01$), when compared to appendectomy. The morbidities rate was comparable between the two interventions. The length of hospital stay was longer, with a mean difference of 1.08 days (95% CI 0.09–2.07, $p = 0.03$), and the sick leave duration was shorter, a mean difference of 3.37 days (95% CI -5.90 to -0.85 days, $p < 0.01$) for NOM.

Conclusion: The paradigm remains unchanged, that appendectomy is the gold standard of treatment for uncomplicated appendicitis, given its higher efficacy rate when compared to NOM.

Keywords: Appendicitis, Antibiotic therapy, Appendectomy, Non operative management

Background

Acute appendicitis is one of the commonly encountered acute surgical conditions. Worldwide incidences range from 7.5 to 22.71 per 10,000 and the lifetime risk is around 16.3% [1, 2]. Untreated appendicitis can progress into gangrene or perforation with resultant peritonitis or abscess formation. Since the very first successful

appendectomy performed by Claudius Amyand in 1735 [3], it has long been the gold standard of treatment for acute appendicitis. This surgical dogma was first challenged by Fitz in 1886, who suggested that patients with appendicitis may resolve without surgical intervention as evidence of previous appendicitis were found in many autopsy specimens [4]. Coldrey first reported successful treatment of 471 patients with acute appendicitis using antibiotics alone in 1956 [5]. Since then, a number of studies investigated the role of using antibiotics alone, non-operative management (NOM), in the management

* Correspondence: ccfoo@hku.hk

²Department of Surgery, The University of Hong Kong, Queen Mary Hospital, 102 Pokfulam Road, Hong Kong, China

Full list of author information is available at the end of the article

of acute uncomplicated appendicitis with promising results [6–8]. Appendectomy, albeit a routine surgical procedure with low mortality [9], has a complication rate of 5 to 28% [10]. Given the evidence that supports NOM, should the paradigm of treatment for uncomplicated appendicitis changed from operative to non-operative? This review focused on the current available evidence in the literature comparing NOM and appendectomy for the treatment of acute uncomplicated appendicitis in adults in order to answer this question.

Methodology

All studies that evaluated the effectiveness of NOM over appendectomy in managing uncomplicated acute appendicitis were retrieved from Medline (PubMed), Embase (1980-) and Cochrane Library electronic databases. The search was carried out on 15th June, 2017. The MeSH term “acute appendicitis” & “antibiotic therapy” were used as search terms. Only two terms were used with the intention to include more literatures for preliminary screening. “antibiotic therapy” was chosen since operative management had been considered as the gold standard for treating appendicitis and trials working on performance of NOM should have compared NOM with the gold standard. It is reasonable to assume using “antibiotic therapy” as search term can identify all trials that compared NOM with appendectomy.

Search mode was set as best matched and “full text” for Pubmed searching. The search terms were used as subject heading for searching in Cochrane and Embase (1980-). Editorials, case reports, expert opinions, letters to the editor, reviews without original data, conference abstract and studies solely on pediatric population were excluded. The screening and selection criteria of studies were summarized in Table 1.

Table 1 A summary of the screening and selection criteria of studies

Inclusion Criteria	<ol style="list-style-type: none"> 1. Uncomplicated Acute Appendicitis <ul style="list-style-type: none"> - Excluded perforation - Excluded intra-abdominal abscess 2. Mainly focus on adult population 3. Full article published in English 4. Randomized control trials & prospective comparative studies
Exclusion	<ol style="list-style-type: none"> 1. Studies that solely involved the pediatric population (Subjects’ age < 18) 2. Studies that only compared elective surgery and conservative management
Search engine	<ol style="list-style-type: none"> 1. PubMed 2. Embase (1980-) 3. Cochrane Library
Keywords	<ol style="list-style-type: none"> 1. Acute appendicitis 2. Antibiotic therapy

Inclusion criteria

Studies that meet the following criteria were included: 1) Uncomplicated acute appendicitis (Excluding perforation & intra-abdominal abscess); 2) Mainly focused on the adult population; 3) Full article published in English; 4) Randomized control trials (RCT) & observational comparative studies.

Exclusion criteria

Studies were excluded if they have the following: 1) Studies that solely involved the pediatric population (Subjects’ age < 18); 2) Studies that only compared elective surgery with conservative management.

Data searches and quality assessments

Embase (1980-), Cochrane Library and Pubmed database were searched by Poon & Wong. The search process was conducted independently and the findings were filled in a preset Excel document. Authors subsequently combined the search result and duplications were removed. Literatures were independently assessed by the authors and then subsequently reviewed together. Consensus was achieved on the inclusion of articles. Quality assessments was performed by Poon and reviewed by Wong.

The primary outcomes that were measured included the success rate, morbidities rate, length of hospital stay and loss of work associated with the two treatment modalities.

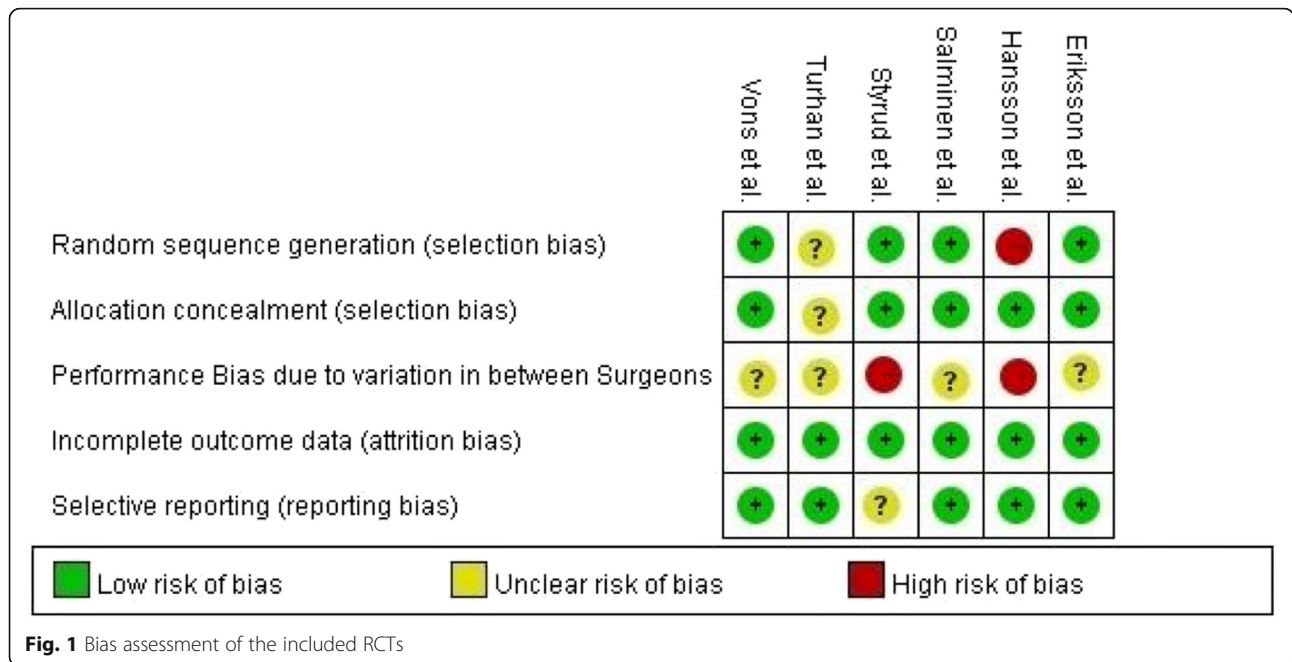
Statistical analysis

Cochrane Review Manager (RevMan) Version 5.3.5 (Copenhagen: The Nordic Cochrane Centre, The Cochrane Collaboration, 2014) was used for evaluating the studies’ results and constructing the forest plots & funnel plots. Odds ratio (OR) of successfully treated cases in patients with NOM when compared to the appendectomy group had been employed to evaluate the outcomes of the two interventions. 95% confidence intervals (95% CI) were decided to evaluate the statistical significance of the OR. An OR of greater than one dictates a superior outcome for the NOM group, and the value of OR was considered statistically significant at the $p = 0.05$ level. Heterogeneity was accounted by the I-square test. Fixed effect model of Mantel Haenzel method was used for analyzing dichotomous data. The analysis of continuous data employed random effect model of inverse variance with regard to the great heterogeneity.

Results

Search result

In total, 1943 records were identified from the databases (Fig. 1). 1545 were identified from Pubmed, while 369



were identified from Embase. The remaining was identified from Cochrane Library of Systematic Review. After excluding the reviews without original data, letters to editor, case reports, conference abstracts and non-comparative studies, 388 items were left from the three databases. 106 articles were found after screening of titles and abstracts of the 388 items. An addition of six articles were excluded due to duplication. 16 studies were identified for qualitative synthesis. Out of those 16 studies, seven RCTs fulfilling the preset criteria were identified. One RCT was excluded as the article was subsequently retracted due to plagiarism [11]. The included studies were summarized in Table 2.

Critical appraisal of the studies

Figure 2 summarized the bias assessment of the included studies. Eriksson et al. [6] was the first randomized trial that compared the outcome of NOM with appendectomy. The study was limited by small sample size, with only 40 patients recruited. The diagnoses were based on clinical signs and ultrasonographic findings and none had a computer tomography (CT) scan prior to surgery. Diagnostic inaccuracy is one of the main pitfalls of many studies published in the literature as some of the recruited patients were indeed suffering from complicated appendicitis. There is a chance of underestimating the efficacy of NOM in uncomplicated appendicitis and partly explains the high recurrence rate of 35% after 7 months of follow-up in the NOM group.

Styrud et al. conducted the first large scale randomized trial and it was the follow-up RCT of Eriksson’s pilot study [12]. It reported a failure rate of NOM up to 12%

at 24 h after the initiation of treatment. Among those patients, 47% of them were subsequently found to have perforated appendicitis. In this study, the randomization process and demographics of the excluded patients were clearly stated. However only male subjects and patients younger than 50 were included in view of ethical concerns from the local ethics committee. This limited its ability to address the role of NOM in elderly patients. The diagnosis of uncomplicated acute appendicitis was made on clinical grounds alone, without the use of imaging studies. There was a relatively high post-operative complication rate in the appendectomy group, 14%, mainly due to wound infection. It was difficult to generalize its results in the era of minimally invasive surgery as the author indiscriminately included both laparoscopic and open approaches.

Hansson et al. published their study in 2009 [13]. The diagnosis of uncomplicated appendicitis was based on clinical grounds with or without the use of imaging studies. This study adopted an unclassical method of subject randomization; using the date of birth of patients, with uneven date being the NOM group. This resulted in a huge difference in the number of subjects among the two groups and resulted in high selection bias. Furthermore, the study had a high crossover rate from the NOM arm to the appendectomy arm. Nearly half of the patients (96 out of 202) assigned to NOM were crossed over to surgery because of either surgeons’ preference or patients’ request. Besides, only less than half of the patients in the NOM group were followed up one year later. The rate of recurrence in patients treated with NOM was therefore likely underestimated. The study

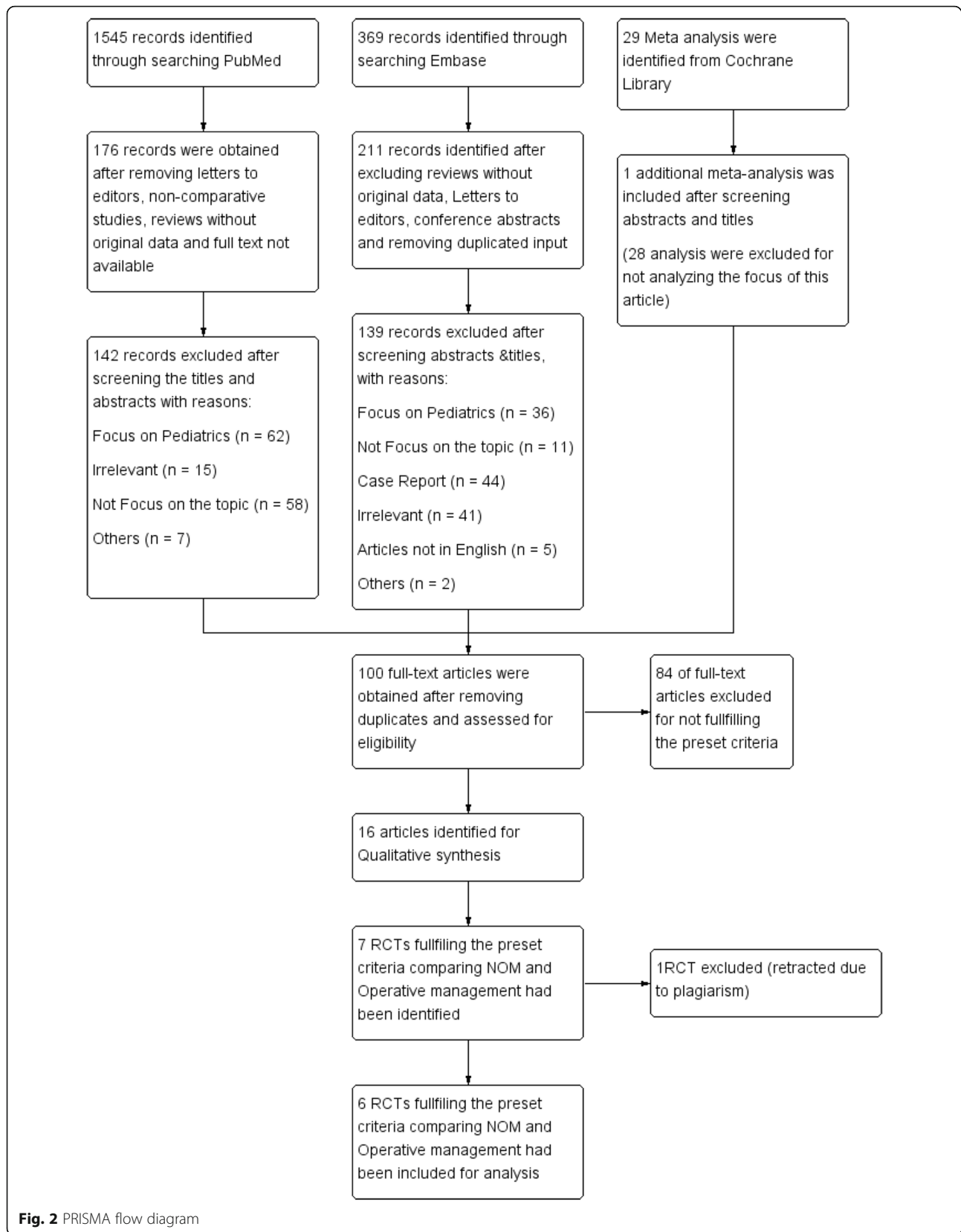
Table 2 A summary of the studies comparing non-operative management and appendectomy

Study, Study Design	Year of publication	Medical Treatment	Surgical Treatment	No. of Patients	Outcome	Remarks
Eriksson et al. [6] Pilot RCT	1995	IV cefotaxime 2 g BID and tinidazole 800 mg daily for 2 days, followed by oral ofloxacin 200 mg BID and tinidazole 500 mg BID for 8 days	Open appendectomy	S:20 + M:20 = T:40	NOM was superior to Appendectomy in pain control NOM had a recurrence rate of 35% in 17 months NOM could effectively manage AUA	CT not applied for diagnosis of appendicitis
Styrud et al. [12] RCT	2006	IV cefotaxime for 2 days and tinidazole 800 mg daily, followed by ofloxacin 200 mg	Open or laparoscopic approach on surgeon preference	S:124 + M:128 = T: 252	Appendectomy had a higher complication rate NOM could successfully manage AUA	Female patients excluded
Hansson et alia [13] RCT	2009	IV cefotaxime 1 g BID and metronidazole 1.5 g q24hr for 1 day, followed by oral ciprofloxacin 500 mg BID and metronidazole 400 mg TID for 10 days	Open or laparoscopic approach as surgeons' usual practice	S:167 + M:202 = T:369	NOM was safe in AUA NOM had a recurrence rate of 13.9% in 1 year Appendectomy was 3 folds higher in major complication rate Minor complication rate was similar	This study has a high cross over rate from NOM to appendectomy.
Malik et al. [11] RCT	2009	IV ciprofloxacin 500 mg BID and metronidazole 500 mg TID for 2 days, followed by oral ciprofloxacin 500 mg BID and tinidazole 600 mg BID for 7 days	Approach not specified	S:40 + M:40 = T:80	NOM was superior to Appendectomy in pain control NOM was superior in lowering white cell count and temperature in early course NOM had more recurrence	This article was retracted due to plagiarism.
Turhan et al. [14] RCT	2009	IV ampicillin 1 g QID, gentamicin 160 mg daily and metronidazole 500 mg TID for 3 days, followed by oral antibiotics for 10 days	Open or laparoscopic appendectomy	S:183 + M:107 = T: 290	Appendectomy was superior to NOM in length of hospital stay NOM cost less than Appendectomy No difference in morbidity	
Vons et al. [15] RCT	2011	Amoxicillin and clavulanic Acid of 3 g or 4 g according to weight, with route and duration according to clinical symptoms	Open or laparoscopic approach on surgeon preference	S:123 + M:120 = T: 243	Appendectomy was superior to NOM	
Salminen et al. [19] RCT	2015	IV ertapenem 1 g daily for 3 days, followed by oral levofloxacin 500 mg daily and metronidazole 500 mg TID for 7 days	Open appendectomy	S:273 + M:257 = T: 530	Appendectomy had a higher overall complication rate than NOM NOM had longer hospital stay NOM failed to demonstrate non-inferiority No significant difference in treatment efficacy	

S = Number of surgically managed patients; M = Number of medically managed patients T = Total number of patients involved in the study
 NOM = Non-operative management; AUA = Acute uncomplicated appendicitis
 Superior refers to statistically significant in clinical outcome by parameter used by the authors of the respective studies

suggested that NOM was a safe alternative to appendectomy. However, the aforementioned factors made the trial less reliable.

Turhan et al. published their result in 2009 [14]. This study specified itself as a randomized control trial. Nevertheless, the randomization process was not clearly



stated. This might result in potential bias. The diagnosis of uncomplicated acute appendicitis was confirmed by either ultrasonography or computed tomography.

The study published by Vons et al. involved patients from six hospitals [15]. Vons et al. used clearly defined diagnostic criteria with the aid of high quality CT scan to confirm the diagnoses in the study. Despite this, there was still an incidence of 18% for perforated appendicitis on upfront surgery. Randomization method and the results of the trials were well documented. The study also evaluated the risk factors associated with the absence of improvement of appendicitis in the NOM group. Despite no multivariate regression performed, fever at initial presentation, high presenting serum C-reactive protein level and intraluminal fecolith, were likely predictors for poor response to NOM. The antibiotics of choice in the NOM group in this study was amoxicillin and clavulanic acid, with an initial failure rate of 11.7%, which was relatively high compared to other studies. This might be explained by the fact that, *Escherichia coli*, being the most common bacterial isolates from patients with acute appendicitis, have a high percentage of resistance to amoxicillin and clavulanic acid [16, 17]. This regime is currently not recommended for the treatment of acute appendicitis [18].

The study performed by Salminen et al. is the largest available RCT focusing on this topic to date [19]. It included 530 patients recruited in Finland. The study documented well the reason for excluding patients from the trial. Other components including the process of randomization, standardization between different hospitals and diagnostic criteria were clearly stated. These found the reliability of the results of this trial. Ertapenem was the antibiotics of choice in this study. It was preferred due to its efficacy as a single agent for abdominal infections [19]. The initial failure rate was 5.7%. Despite the fact that it demonstrated a significant shorter hospital stay for the operated group, the postoperative sick leave period was significantly longer in the appendectomy group. The study failed to demonstrate non-inferiority for NOM over appendectomy in terms of treatment efficacy. Nevertheless, the setting of a 24% non-inferiority margin was challenged [20].

Treatment success rate

Treatment success was defined as resolution of appendicitis without the development of complications or recurrence necessitating interventions. The majority of the comparative studies favored appendectomy in this regard. Hasson et al. demonstrated a 48% one-year success rate for NOM, compared to 89.2% for appendectomy [13]. Salminen et al. reported a higher success rate of 70.4% for NOM [19]. Similar result was published by Vons et al., where the successful rate of NOM was

67.5% [15]. The same study also demonstrated that the presence of fecolith on CT scan, was associated with higher chance of failure for NOM (50% vs 14%). Overall, the recurrence rate ranged from 13.9 to 35% in the first year [6, 12, 13, 15, 19].

Pooled analysis of one year treatment efficacy was performed by the random effect model of Mantel Haenzel method with respect to the high heterogeneity (Fig. 3.3). The sample sizes of patients were included in the above analysis. It demonstrated a significant advantage in surgically managed patients when compared to those with NOM. The odds ratio for successful treatment in the NOM group at one year was only 0.10 (95% CI 0.03–0.36, $p < 0.01$), when compared with the surgically managed group. Sensitivity test, which remained in favor of surgical management, was performed by alternatively removing the largest and smallest study. Both tests resulted in significant advantages for the operated group.

Morbidities

Except the one from Eriksson et al., all studies provided the incidence of overall complications following each intervention. The results from Turhan et al. & Vons et al.'s studies supported appendectomy while the remaining three studies favored NOM. Analysis was performed with Mantel Haenzel random effect model. The overall complication rate after excluding recurrence was compared. The analysis demonstrated a comparable result between appendectomy and NOM with a risk ratio of 0.60 (95%CI: 0.23–1.59, $p = 0.31$), favoring NOM. The majority of these complications were related to infections. A high heterogeneity was noted with regard to the results. It might be accounted by the difference in antibiotic regimes and the surgical approaches used. Sensitivity tests were performed by excluding the largest and smallest studies alternatively. The complication rate remained comparable between the two interventions. Separate analysis for major and minor complications was not performed as only Hasson et al. clearly listed the nature of complications.

Length of hospital stay

Pooled analysis of the length of stay for the initial admission demonstrated a significant longer hospital stay in the NOM group. A total of 1720 patients were included in the analysis. Random effect model was employed with regard to the high heterogeneity in the studies included. The standardized mean difference in hospital stay after pooled analysis was 1.08 (95% CI 0.09–2.07, $p = 0.03$). Sensitivity test was performed by removing the largest and smallest study respectively. A significant advantage was still noted after removing the smallest scaled study by Eriksson et al. [6]. The significance disappeared after removing the study by Salminen et al. [19].

Fig. 3.1

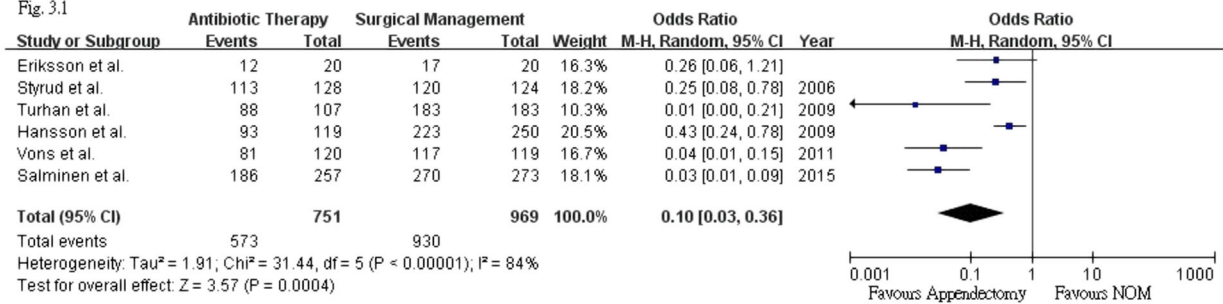


Fig. 3.2

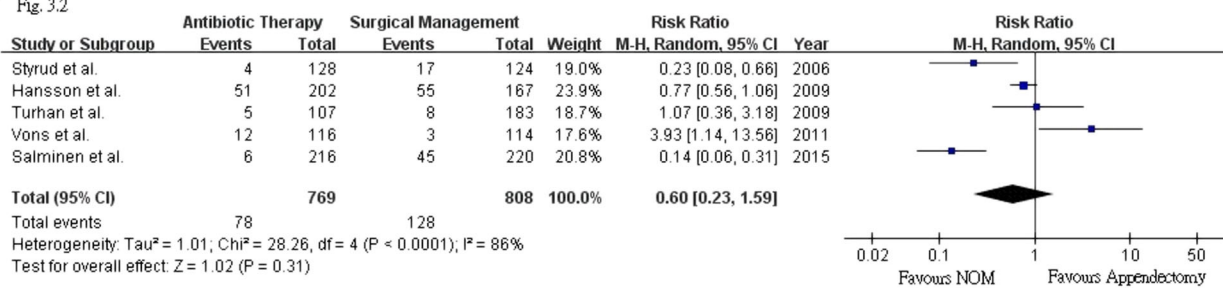


Fig. 3.3

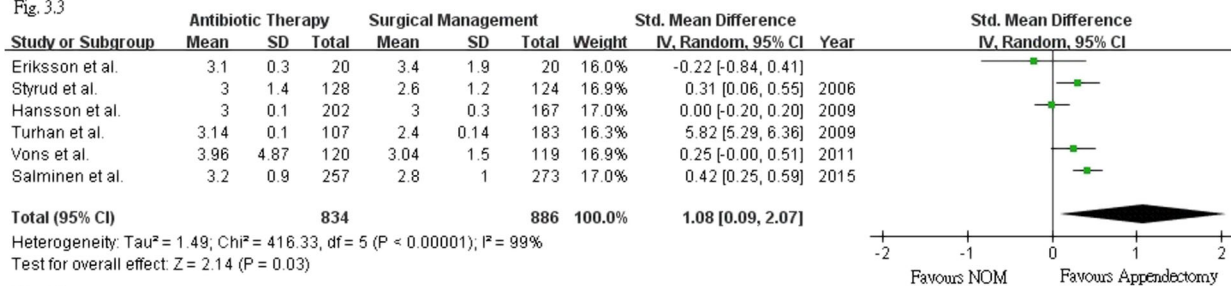


Fig. 3.4

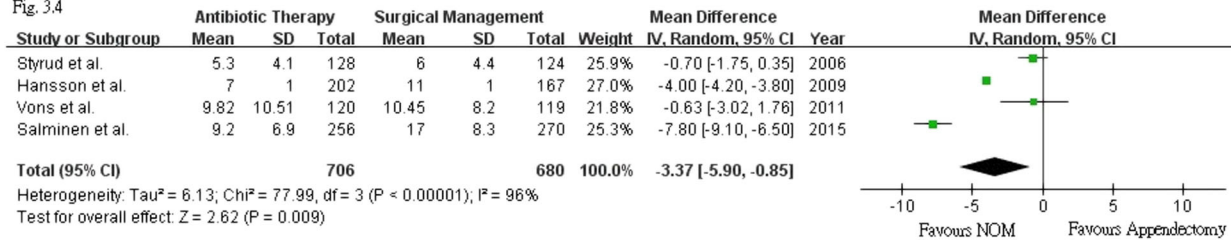


Fig 3.1 Forest plot for analysis of 1 year treatment efficacy,

Fig 3.2 Forest plot for analysis of overall treatment morbidities

Fig 3.3 Forest plot for analysis of total hospital stay in the first admission

Fig 3.4 Forest plot for analysis of total sick leave duration following first discharge

Fig. 3 Forest plots of meta-analysis results

Loss of work

The duration of sick leave was significantly shorter in the NOM group, with a mean difference of 7.8 days (95% CI 6.5 to 9.1) in Salminen’s study [19]. This is in line with the pooled analysis of four RCTs in this review. The analysis of the total sick leave duration after the first admission included a sample size of 1380. Random effect model was employed with regard to the high heterogeneity in the studies included. Significance was detected between the two intervention groups with a trend favoring NOM. The mean difference noted from the analysis

was 3.37 days less for the NOM group with 95% CI of -5.90 to -0.85 day, *p* value <0.01 was noted. Sensitivity test was not performed as only 4 studies were included for analysis.

Discussion

This review demonstrated a higher efficacy for appendectomy and was consistent with earlier meta-analysis [21, 22]. In the meta-analysis by Sallinen et al., including five RCTs, one on pediatric patients, 8.5% of the patients treated with NOM required appendectomy within the

first month [23]. Wilms et al. published a meta-analysis involving five RCTs and 901 patients [24]. Although 73.4% of the patients treated with NOM had resolution of acute appendicitis without major complications and recurrence in the following year, as compared to 97.4% in the appendectomy group, the author could not demonstrate non-inferiority of NOM and concluded that more than one out of five patients treated with NOM would develop either complications or recurrence requiring surgery in the following year. A consensus statement was issued by the expert panel at the 3rd World Congress of the World Society of Emergency Surgery held in Jerusalem, Israel in 2015, which stated that NOM could be successful in selected patients with uncomplicated appendicitis who wish to avoid surgery and accept a higher risk, up to 38%, of recurrence [25].

The complications rate of appendectomy was generally higher than NOM in the literature. In Mason's meta-analysis [26], NOM was shown to be protective for major and minor complications with an odds ratio of 0.54 (95% CI 0.37 to 0.78). This is contrary to results from some non-randomized studies. Data from a national database involving the treatment of 436,400 cases of acute appendicitis over a 8-year period showed a significantly higher rate of in-hospital complications (27.8% vs. 7%, $p < 0.001$) and longer hospital stay (3 vs. 2 days, $p < 0.001$) in the NOM group [27]. It is unfortunate that all RCTs comparing NOM and surgery, except one [15], had a high rate of open appendectomy, ranging from 82 to 100% [6, 12, 14, 19]. Further, the choice of operative approach was not standardized and was often up to surgeons' discretion. It is difficult to generalize these results in terms of morbidities from the available RCTs as the majority of patients, up to over 90%, with acute appendicitis were operated with the laparoscopic approach nowadays [28]. Previous RCTs and systematic reviews have shown that laparoscopic approach was associated with fewer wound complications, less postoperative pain and shorter hospital stay [29] but with a higher incidence of intra-abdominal collection [30].

The results of the earlier RCTs did not show a difference between NOM and surgery in terms of hospital stay [6, 12, 13]. The two latest RCTs published in 2011 and 2015 showed shorter hospital stay in the appendectomy group [15, 19]. A meta-analysis showed shorter hospital stay in the appendectomy group, with a mean difference of 0.41 days (95% CI 0.26 to 0.57) [23]. This is in line with the result of this review, which the surgically treated patients had a shorter hospital stay than those with NOM. Nevertheless, two other meta-analysis failed to demonstrate a significant difference in hospital stay when only adult RCTs were included [21, 22]. As mentioned above, the percentage of patients operated with the laparoscopic approach in the RCTs was far less than

expected. Shorted hospital stay and faster return to work would be expected in laparoscopic appendectomy. On the other hand, the use of oral antibiotics in NOM, as demonstrated in the Non Operative Treatment for Acute Appendicitis (NOTA) study conducted in Italy, would largely reduce the length of hospital stay [31]. It is difficult to draw a conclusion whether NOM has an advantage over appendectomy based on the current evidence.

In terms of long term efficacy, results beyond one year from the published RCTs were not available in the literature. A retrospective study on 3236 patients treated with NOM revealed a long-term recurrence rate of 4.4% at a mean follow up of 7 ± 3.9 years [32]. Another study on 118 patients treated with NOM showed a 10.2% recurrence at a median follow-up of 23 months [33]. The NOTA study suggested a long term efficacy of 83% up to two years with NOM [34].

Given the aforementioned one-year recurrence rate of 13.9 to 35%, the majority of the patients primarily treated with NOM would remain symptoms-free. Routine interval appendectomy after resolution of symptoms was therefore not necessary. On the other hand, the morbidities rate of interval appendectomy was low. In the study by Salminen, none of the patients suffered from intra-abdominal abscess after interval appendectomy [19]. The surgical complication rate of elective interval appendectomy was lower than primary appendectomy by 13.4%.

Apart from a higher treatment efficacy rate, appendectomy offers definitive histology and provides a chance to diagnose rare appendiceal and extra-appendiceal pathologies. Connor reported the presence of appendiceal tumors in 0.9% of 7970 appendectomy specimens [35]. Another study reported a 2.7% and 1.1% incidence of appendiceal diverticulitis and appendiceal tumors, which included carcinoid tumors, adenocarcinoma, mucinous cystadenoma etc. [36].

Conclusion

NOM is definitely a feasible and effective alternative for uncomplicated appendicitis. The majority of patients primarily treated with NOM would be spared from post-operative pain, surgical risks and wound complications. The paradigm remains unchanged, however, that appendectomy should be the gold standard of treatment given its higher treatment success rate and shorter hospital stay. Current evidence in the literature mainly focused on comparing NOM with open appendectomy. With widespread adoption of the laparoscopic approach, high quality evidence is still needed in the comparison of primary laparoscopic appendectomy and NOM. Studies evaluating factors that could affect the rate of success in NOM is needed for clinical reference and to tailor treatment on an individual basis. Until then, patients should be well informed of the available treatment options, their pros and cons, so as to make informed decision and benefit from the optimal treatment.

Acknowledgements

None.

Funding

There is no funding support in conducting this study.

Availability of data and materials

The datasets used and analyzed during the current study are available from the corresponding author on reasonable request.

Authors' contributions

Drs. SHTP and BYKW were responsible for the acquisition, analysis and interpretation of data, drafting of manuscript and final approval of the manuscript. Drs. JWYL, KMN and GWYC were responsible for the acquisition of data, preparation and final approval of the manuscript. Dr. CCF was responsible for the design of the study, analysis and interpretation of data, preparation and final approval of the manuscript. LWL was responsible for the analysis and interpretation of data and final approval of the manuscript.

Ethics approval and consent to participate

Not applicable.

Consent for publication

Not applicable.

Competing interests

The authors declare that they have no competing interests.

Publisher's Note

Springer Nature remains neutral with regard to jurisdictional claims in published maps and institutional affiliations.

Author details

¹The Li Ka Shing Faculty of Medicine, The University of Hong Kong, Hong Kong, China. ²Department of Surgery, The University of Hong Kong, Queen Mary Hospital, 102 Pokfulam Road, Hong Kong, China.

Received: 29 September 2017 Accepted: 10 October 2017

Published online: 16 October 2017

References

- Lee JH, Park YS, Choi JS. The epidemiology of appendicitis and appendectomy in South Korea: national registry data. *J Epidemiol.* 2010; 20:97–105.
- Al-Omran M, Mamdani M, McLeod RS. Epidemiologic features of acute appendicitis in Ontario, Canada. *Can J Surg.* 2003;46:263–8.
- Meljnikov I, Radojic B, Grebeldinger S, Radojic N. History of surgical treatment of appendicitis. *Med Pregl.* 2009;62:489–92.
- FITZ R. On perforating inflammation of the vermiform appendix with special reference to its early diagnosis and treatment. *N Engl J Med.* 1935;213:245–8.
- Coldrey E. Treatment of acute appendicitis. *Br Med J.* 1956;2:1458–61.
- Eriksson S, Granstrom L. Randomized controlled trial of appendicectomy versus antibiotic therapy for acute appendicitis. *Br J Surg.* 1995;82:166–9.
- Gurin NN, Slobodchuk IS, Gavrilov IF. The efficacy of the conservative treatment of patients with acute appendicitis on board ships at sea. *Vestn Khir Im I I Grek.* 1992;148:144–50.
- Winn RD, Laura S, Douglas C, Davidson P, Gani JS. Protocol-based approach to suspected appendicitis, incorporating the Alvarado score and outpatient antibiotics. *ANZ J Surg.* 2004;74:324–9.
- Guller U, Hervey S, Purves H, Muhlbaiher LH, Peterson ED, Eubanks S, Pietrobon R. Laparoscopic versus open appendectomy: outcomes comparison based on a large administrative database. *Ann Surg.* 2004; 239:43–52.
- Masoomi H, Nguyen NT, Dolich MO, Mills S, Carmichael JC, Stamos MJ. Laparoscopic appendectomy trends and outcomes in the United States: data from the Nationwide inpatient sample (NIS), 2004–2011. *Am Surg.* 2014; 80:1074–7.
- Malik AA, Bari SU. Conservative management of acute appendicitis. *J Gastrointest Surg.* 2009;13:966–70.
- Styrud J, Eriksson S, Nilsson I, Ahlberg G, Haapaniemi S, Neovius G, Rex L, Badume I, Granstrom L. Appendectomy versus antibiotic treatment in acute appendicitis. A prospective multicenter randomized controlled trial. *World J Surg.* 2006;30:1033–7.
- Hansson J, Korner U, Khorram-Manesh A, Solberg A, Lundholm K. Randomized clinical trial of antibiotic therapy versus appendicectomy as primary treatment of acute appendicitis in unselected patients. *Br J Surg.* 2009;96:473–81.
- Turhan AN, Kapan S, Kutukcu E, Yigitbas H, Hatipoglu S, Aygun E. Comparison of operative and non operative management of acute appendicitis. *Ulus Travma Acil Cerrahi Derg.* 2009;15:459–62.
- Vons C, Barry C, Maitre S, Pautrat K, Leconte M, Costaglioli B, Karoui M, Alves A, Dousset B, Valleur P, et al. Amoxicillin plus clavulanic acid versus appendicectomy for treatment of acute uncomplicated appendicitis: an open-label, non-inferiority, randomised controlled trial. *Lancet.* 2011;377:1573–9.
- Andersen BR, Kallehave FL, Andersen HK. Antibiotics versus placebo for prevention of postoperative infection after appendicectomy. *Cochrane Database Syst Rev.* 2005;(3):CD001439.
- Oteo J, Campos J, Lazaro E, Cuevas O, Garcia-Cobos S, Perez-Vazquez M, de Abajo FJ. Increased amoxicillin-clavulanic acid resistance in *Escherichia Coli* blood isolates, Spain. *Emerg Infect Dis.* 2008;14:1259–62.
- Solomkin JS, Mazuski JE, Bradley JS, Rodvold KA, Goldstein EJ, Baron EJ, O'Neill PJ, Chow AW, Dellinger EP, Eachempati SR, et al. Diagnosis and management of complicated intra-abdominal infection in adults and children: guidelines by the surgical infection society and the Infectious Diseases Society of America. *Surg Infect.* 2010;11:79–109.
- Salminen P, Paajanen H, Rautio T, Nordstrom P, Aarnio M, Rantanen T, Tuominen R, Hurme S, Virtanen J, Mecklin JP, et al. Antibiotic therapy vs appendectomy for treatment of uncomplicated acute appendicitis: the APPAC randomized clinical trial. *JAMA.* 2015;313:2340–8.
- Di Saverio S, Sartelli M, Catena F, Birindelli A, Tugnoli G. Renewed interest in acute appendicitis: are antibiotics non-inferior to surgery or possibly clinically superior? What is long-term follow-up and natural evolution of appendicitis treated conservatively with "antibiotics first"? *Surg Infect.* 2016;17:376–7.
- Podda M, Cillara N, Saverio SD, et al. Antibiotics-first strategy for uncomplicated acute appendicitis in adults is associated with increased rates of peritonitis at surgery. A systematic review with meta-analysis of randomized controlled trials comparing appendectomy and non-operative management with antibiotics. *Surgeon.* 2017;15(5):303–14.
- Rollins KEVK, Neal KR, Lobo DN. Antibiotics versus appendicectomy for the treatment of uncomplicated acute appendicitis: an updated meta-analysis of randomised controlled trials. *World J Surg.* 2016;40:2305–18.
- Sallinen V, Akl EA, You JJ, Agarwal A, Shoucair S, Vandvik PO, Agoritsas T, Heels-Ansdell D, Guyatt GH, Tikkinen KA. Meta-analysis of antibiotics versus appendicectomy for non-perforated acute appendicitis. *Br J Surg.* 2016; 103(6):656–67.
- Wilms IM, de Hoog DE, de Visser DC, Janzing HM. Appendectomy versus antibiotic treatment for acute appendicitis. *Cochrane Database Syst Rev.* 2011;(11):CD008359.
- Di Saverio S, Birindelli A, Kelly MD, Catena F, Weber DG, Sartelli M, Sugrue M, De Moya M, Gomes CA, Bhangu A, et al. WSES Jerusalem guidelines for diagnosis and treatment of acute appendicitis. *World J Emerg Surg.* 2016;11:34.
- Mason RJ, Moazzez A, Sohn H, Katkhouda N. Meta-analysis of randomized trials comparing antibiotic therapy with appendectomy for acute uncomplicated (no abscess or phlegmon) appendicitis. *Surg Infect.* 2012;13:74–84.
- Khalil M, Rhee P, Jokar TO, Kulvatunyou N, O'Keefe T, Tang A, Hassan A, Gries L, Latifi R, Joseph B. Antibiotics for appendicitis! Not so fast. *J Trauma Acute Care Surg.* 2016;80:923–32.
- Co-ordinating Committee in Surgery CETMD, Quality & Safety Division. Surgical outcomes monitoring & improvement program (SOMIP) report. Hong Kong: Hospital Authority; 2016.
- Ohtani H, Tamamori Y, Arimoto Y, Nishiguchi Y, Maeda K, Hirakawa K. Meta-analysis of the results of randomized controlled trials that compared laparoscopic and open surgery for acute appendicitis. *J Gastrointest Surg.* 2012;16:1929–39.
- Sauerland S, Jaschinski T, Neugebauer EA. Laparoscopic versus open surgery for suspected appendicitis. *Cochrane Database Syst Rev.* 2010; (10):CD001546.

31. Di Saverio S, Sibilio A, Giorgini E, Biscardi A, Villani S, Coccolini F, Smerieri N, Pisano M, Ansaloni L, Sartelli M, et al. The NOTA study (non operative treatment for acute appendicitis): prospective study on the efficacy and safety of antibiotics (amoxicillin and clavulanic acid) for treating patients with right lower quadrant abdominal pain and long-term follow-up of conservatively treated suspected appendicitis. *Ann Surg.* 2014;260:109–17.
32. McCutcheon BA, Chang DC, Marcus LP, Inui T, Noorbakhsh A, Schallhorn C, Parina R, Salazar FR, Talamini MA. Long-term outcomes of patients with nonsurgically managed uncomplicated appendicitis. *J Am Coll Surg.* 2014; 218:905–13.
33. Kirkil C, Yigit MV, Aygen E. Long-term results of nonoperative treatment for uncomplicated acute appendicitis. *Turk J Gastroenterol.* 2014;25:393–7.
34. Saverio SD, Sibilio A, Giorgini E, et al. The NOTA study (non operative treatment for acute appendicitis). *Ann Surg.* 2014;260:109–17.
35. Connor SJ, Hanna GB, Frizelle FA. Appendiceal tumors: retrospective clinicopathologic analysis of appendiceal tumors from 7,970 appendectomies. *Dis Colon Rectum.* 1998;41:75–80.
36. Ma KW, Chia NH, Yeung HW, Cheung MT. If not appendicitis, then what else can it be? A retrospective review of 1492 appendectomies. *Hong Kong Med J.* 2010;16:12–7.

Submit your next manuscript to BioMed Central and we will help you at every step:

- We accept pre-submission inquiries
- Our selector tool helps you to find the most relevant journal
- We provide round the clock customer support
- Convenient online submission
- Thorough peer review
- Inclusion in PubMed and all major indexing services
- Maximum visibility for your research

Submit your manuscript at
www.biomedcentral.com/submit

