






# Child abuse in children living with special guardians, a service evaluation of child protection medical examinations

Joanna Garstang ,<sup>1,2</sup> Nutmeg Hallett ,<sup>2</sup> Gabrielle Cropp,<sup>1</sup>  
Davina Kenyon-Blair ,<sup>1</sup> Clare Morgans ,<sup>1</sup> Julie Taylor <sup>2,3</sup>

**To cite:** Garstang J, Hallett N, Cropp G, *et al*. Child abuse in children living with special guardians, a service evaluation of child protection medical examinations. *BMJ Paediatrics Open* 2021;**5**:e001103. doi:10.1136/bmjpo-2021-001103

Received 23 March 2021  
Accepted 7 June 2021

## ABSTRACT

**Objective** To determine difference in frequency of referral for child protection medical examination (CPME) in children subject to special guardianship order (SGO), subject to child protection plan (CPP) or neither.

**Design** Service evaluation analysing data from CPME reports.

**Setting** Acute and community healthcare providers in Birmingham UK, during 2018.

**Patients** All children aged 0–18 years requiring CPME.

**Main outcome measures** Details were obtained from CPME reports on: age, SGO status, CPP status, reason for CPME, injuries sustained, presence of non-accidental injury.

Population data were obtained from the local children's safeguarding board and national statistics.

**Results** Reports were available for 292/298 (98%) CPME, relating to 288 children. 5 children were subject to SGO, 39 were subject to CPP, none subject to both. Non-accidental injury was substantiated in 189/288 (66%). The child population was 288 000. 1665 children were subject to CPP and approximately 750 subject to SGO. The relative risk (RR) for children subject to SGO requiring a CPME compared with children not subject to SGO or CPP is 7.86,  $p < 0.0001$  with 95% CI (3.26 to 19.02). The RR for children subject to a CPP requiring CPME compared with children not subject to SGO or CPP is 27.65,  $p < 0.0001$  with 95% CI (19.78 to 38.63).

**Conclusions** This is a small study and findings need interpreting cautiously. Children subject to SGO may potentially be at higher risk of abuse than the general population despite living with carers who have passed social care parenting assessments. There is no register of children subject to SGO so professionals may be unable to offer families additional support. SGO families should be offered enhanced support and monitoring routinely. Children subject to CPP are not being adequately protected from further abuse.

## INTRODUCTION

When children have suffered or are at risk of significant harm in the care of their parents they are removed by local authorities (administrative body in local government) in Great Britain. Out of Home care options include

## What is known about the subject?

- ▶ When children cannot live with birth families due to abuse or neglect, children are often placed with extended family members such as grandparents.
- ▶ Special guardianship orders are an alternative to adoption aiming to give long-term stability to children and carers.
- ▶ The assessment process for special guardians is shorter than for adoption raising concerns that these may not be thorough.

## What this study adds?

- ▶ There may be an increased risk of physical abuse for children subject to special guardianship order (SGO) as they are over-represented among children attending for child protection medical examinations.
- ▶ It is difficult identifying children subject to SGO, which may limit the support that professionals can provide to families.
- ▶ Children on child protection plans remain at high risk of further non-accidental injury.

placement with family members (kinship care). This is often desirable, as maintaining family ties is important for emotional and mental wellbeing and may help subsequent family reunification.<sup>1</sup> Some children will require long-term placement in foster care, kinship care or by adoption. Special guardianship orders (SGOs) were introduced in 2002 as an alternative to adoption in England and Wales.<sup>2</sup> Children subject to SGO are placed with legal guardians with whom there are existing relationships, such as a foster carers or relatives. Guardians gain parental responsibility and children are no longer the responsibility of local authorities. Birth parents cannot apply for removal of SGO without court permission. SGOs maintain the relationship between a child and their birth



© Author(s) (or their employer(s)) 2021. Re-use permitted under CC BY-NC. No commercial re-use. See rights and permissions. Published by BMJ.

<sup>1</sup>Birmingham Community Healthcare NHS Trust, Birmingham, UK

<sup>2</sup>College of Medicine and Dentistry, University of Birmingham, Edgbaston, UK

<sup>3</sup>Birmingham Women's and Children's NHS Foundation Trust, Birmingham, UK

## Correspondence to

Dr Julie Taylor; j.taylor.1@bham.ac.uk



parents, although guardians can stop contact with birth parents if they feel it is in the child's best interests. Special guardianship is available in both private and public law proceedings. In private law proceedings families initiate applications themselves, public law proceedings apply for children in the care of the local authority. In all cases local authorities must assess potential guardians' suitability. In 2019, 3830 children in England became subject to SGO under public law, 54% were under the age of 5 years.<sup>3</sup> There are no national statistics for private law SGO applications. Local authorities have registers of children subject to SGO if families apply for additional support.

A review of SGOs was commissioned following concerns that as the assessment process for potential guardians is quicker and less rigorous than adoption this might impact on the quality of assessments and placements.<sup>4</sup> Although kinship care has been long-established many professionals worry that placing children with grandparents may be high risk: poor parenting by grandparents may have led to birth parents' own parenting difficulties, however, the risks of intergenerational transmission may well have been over-estimated.<sup>5</sup> Harwin *et al*<sup>4</sup> reported that SGOs are very stable placements compared with long-term foster care. However, significant emotional and behavioural difficulties are associated with increased risk of SGO placement breakdown, with special guardians frequently struggling to access support services.<sup>4</sup> Many children prior to SGO will have experienced challenging life situations, adversity, neglect and abuse, contributing to later emotional and behavioural difficulties so come to the attention of health and care professionals. Emotional and behavioural difficulties may increase the risk of carer stress and subsequent physical abuse, particularly if there is limited support for and assessment of guardians.

When any child presents with suspected maltreatment, a formal child protection medical examination (CPME) may be required; this provides a holistic assessment of the child's health, documents injuries and determines possible causes including the reasonable likelihood of non-accidental injury (NAI). CPMEs are undertaken or supervised by an experienced consultant paediatrician,<sup>6</sup> following rigorous standards for consent, conduct of the examination, documentation of history, findings and formulation, photo documentation and report writing,<sup>7</sup> with reports subject to regular peer review.<sup>8</sup> CPME reports are shared with police and social care, and stored within the child's medical records.

Birmingham is the second largest city in the UK and the largest local authority in Europe with 23% of its population being children under 16 years old.<sup>9</sup> The proportion of children subject to a child protection plan (CPP) is similar to other areas at 44.7 per 10000 children.<sup>10</sup> In Birmingham the majority of CPMEs are undertaken by paediatricians at the community healthcare trust setting during working hours, with three hospitals (one specialist children's and two district) providing CPME out of hours or for children requiring admission and treatment of

injuries. Children may present at any hospital regardless of their home address. Children with suspected sexual abuse are assessed at regional child sexual assault referral centres.

There have been few published studies of the risk of further abuse once a child is subject to SGO. However, there have been children seriously harmed or killed by special guardians, highlighting the lack of thorough assessment and follow-up.<sup>11–13</sup> Given these concerns we decided within the CPME service, to evaluate the frequency of children subject to SGO requiring CPME compared with children subject to CPP and children not subject to any order during 2018. This was to inform local service provision and support for families by more accurately identifying needs. The question for this service evaluation was:

What is the difference in frequency of referrals for CPME in children subject to SGO, children subject to CPP and children not subject to any order?

## METHODS

### Study design

Service evaluation of CPME reports.

### Setting and sample

All children aged 0–18 requiring for CPME in Birmingham, total population 1.1 million of which 288 000 are children aged <18.<sup>9</sup> Data were collected from all CPME reports during the period 01 January to 31 December 2018 from all four healthcare providers responsible for CPME for Birmingham resident children: the community healthcare trust, children's hospital and two district hospitals.

### Procedure

For the community healthcare trust we obtained a list of all children referred for CPME from the booking service, which is the single point of contact for all CPME referrals in the trust, and accessed the electronic patient records for these children, obtaining copies of reports from CPME. For the hospital trusts, we approached Safeguarding teams for details of children requiring CPME in emergency departments, outpatient or inpatient areas and obtained reports from electronic patient records. We carefully checked postcodes only including CPME reports for Birmingham resident children. We read the reports, and completed a pseudonymised data extraction form for each CPME, this is shown in [table 1](#).

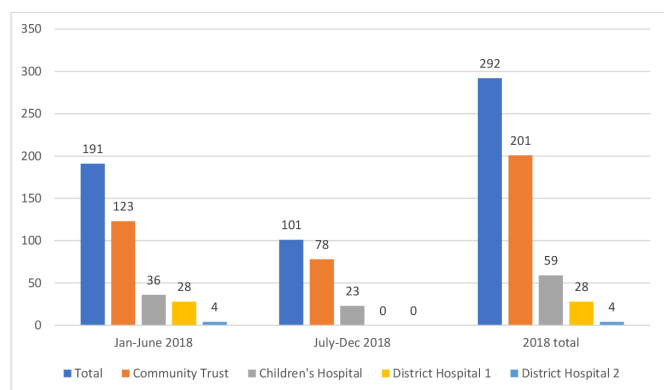
Outcomes were taken either directly from the conclusion of the CPME report, or if the conclusion was unclear, were determined based on the description of injuries and events within the report, including results from inpatient investigations such as skeletal survey. We excluded cases where we could not access the CPME report. The data extraction form was piloted by JG, GC and CM on the first 10 CPME reports and revised to eliminate ambiguities, prior to further use.

**Table 1** Data extraction form

NHS no	
Date of medical	
Age of child in months	
SGO	Yes/no
Residence order/adopted/ other order please detail	
Usual place of residence	Birth parents/other relatives/adopted/foster care/residential home/ other
Child protection plan	Yes/no/previously
<b>Reason for child protection medical</b>	
Potential physical injury to child	Yes/no
Physical injury to sibling	Yes/no
Neglect	Yes/no
Other—please state	
<b>Outcome of medical</b>	
Detail physical injuries	Burn/fracture/head injury/bruise/other— please state
Brief description of injuries including whether NAI or not	

CP, child protection; NAI, non-accidental injury; NHS, National Health Service; SGO, special guardianship order.

Data were extracted by doctors based in each health-care team providing the CPME. The doctors were specialist trainees in paediatrics, all had a minimum of 4years’ postgraduate paediatric training. In the event of uncertainty about the conclusion of any CPME report, the case was discussed with JG, a former designated doctor for safeguarding. We initially obtained data for the period January to June 2018, but after initial analysis we expanded the project to include the months July to December 2018. Due to changes in personnel we could



**Figure 1** Numbers Child Protection Medical Examination reports from each Hospital. Note: There were only four cases at District Hospital 2 as this hospital mainly treats non-Birmingham residents.

not obtain data from the two district hospitals for the second 6-month period.

We obtained details of the number of children subject to SGO from Birmingham Children’s Trust (social care). Child population and numbers of children subject to CPP were obtained from National Statistics.

**Statistical analysis**

Anonymised data were entered into IBM SPSS V.26. Cases were analysed according to whether they were subject to SGO, CPP or neither. We calculated the relative risks (RR) and OR of children referred for CPME using Medcalc online statistical software<sup>14</sup> based on first attendance for CPME only, discounting any subsequent attendance. Statistical significance was set at p≤0.05 and confidence at 95%.

**Patient and public Involvement**

As this was a service evaluation, there was no patient and public involvement.

**RESULTS**

We obtained details of 298 CPME in Birmingham during 2018, relating to 288 children, of which we obtained reports for 292/298 (98%), reports were not available for six CPME at the community trust. We obtained data from all trusts for January to June 2018, but were unable to obtain any from the two district hospitals for July to December 2018, however, there were only 32 CPME at these two hospitals during January to June, accounting for 11% of CPME.

The numbers CPME reports from each hospital are shown in figure 1.

At the first CPME there were five children subject to SGO and 39 subject to CPP. No children were subject to both SGO and CPP. One additional child was subject to a residence order and living with grandparents. One child subject to SGO had a second CPME 3 months’ later and one child was only subject to CPP at a second CPME but not at the first. We have only considered children’s first CPME in our analysis.

The median age of all children at the time of first CPME was 47 months (3 years 11 months, range 0 month to 17 years 7 months).

The referral reasons and outcomes for children subject to SGO, children subject to CPP or children subject to neither are shown in table 2. Due to the small numbers of children subject to SGO we have not attempted to determine whether there are significant differences between the groups. CPME reports concluded that there was evidence to substantiate NAI following 189/288 (66%) of CPME.

Bruises were the most common injury accounting for 118/189 (62%) of NAI. Burns were rare overall with eight cases in total, one child subject to SGO presented twice with burns.

**Table 2** Reasons for CPME referral and outcomes

	CPME in children subject to SGO (n=5)	CPME in children subject to CPP (n=39)	CPME in children not subject to SGO or CPP (n=244)
Referred for suspected physical abuse*	4	32	217
Referred for suspected neglect*	0	9	33
Referred due to non-accidental injury in sibling*	1	12	74
Non-accidental injury substantiated	4	24	161

\*More than one reason for referral could be selected.

CPME, child protection medical examination; CPP, child protection plan; SGO, special guardianship order.

Of 288 000 children in Birmingham, 1665 are subject to a CPP<sup>10</sup> with approximately 750 children subject to SGO.<sup>15</sup> Children subject to SGO accounted for 1.7% of first CPME but 0.26% of the child population.

The numbers of children, their outcomes (requiring CPME) and exposures (SGO/ CPP status or neither) are shown in table 3.

The RR for children in Birmingham subject to SGO and requiring a first CPME compared with children not subject to SGO or CPP is 7.86,  $p < 0.0001$  with 95% CI (3.26 to 19.02), the OR is 7.92,  $p < 0.0001$  with 95% CI (3.26 to 19.24). The RR for children subject to a CPP requiring CPME compared with children not subject to SGO or CPP is 27.65,  $p < 0.0001$  with 95% CI (19.78 to 38.63), the OR is 28.3,  $p < 0.0001$  with 95% CI (20.10 to 39.80). This is shown in figure 2.

## DISCUSSION

Children subject to SGO appear over-represented in those requiring CPME, accounting for 1.7% of CPME but representing just 0.26% of the child population covered in this study. They could have eight times the risk of needing a CPME compared with other children. This is concerning given that potential guardians are assessed for their suitability as permanent carers prior to SGO being granted, so these children should have a similar or even lower risk of abuse than other children. Children subject to CPP are also significantly over-represented, with 28 times the risk. This suggests that CPP may, in some instances at least, be failing to protect very vulnerable children from further abuse. However, children subject to CPP are more closely

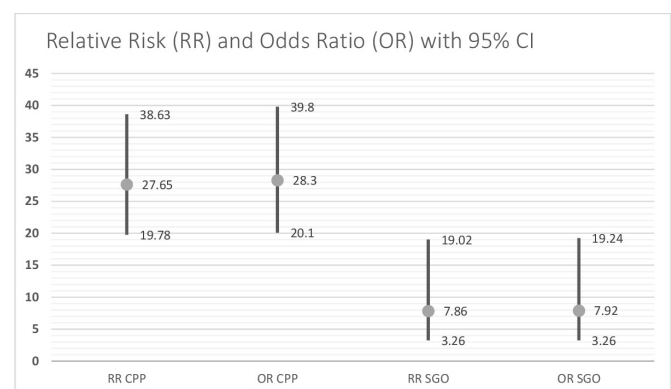
monitored by professionals so may be referred more frequently than others for CPME, and subsequent referrals may be unrelated to the concerns originally leading to the CPP.

This is a unique population based study in which we managed to obtain reports for nearly all CPME for Birmingham resident children during 2018. Our findings are potentially applicable outside of Birmingham as this is the largest local authority in Europe with a diverse population. Our limitations include the very small numbers of children subject to SGO, despite collecting data for 12 months from a large child population. There is, however, no equivalent national data repository. As our data source was reports written at the time of CPME we were unable to include information from subsequent child protection investigations and strategy meetings so have no details of medium or longer term outcomes. Despite findings of NAI at CPME these may not be substantiated subsequently at child protection conferences or court hearings. We could only obtain an estimate for the number of children subject to SGO in Birmingham, as there is no requirement for local authorities to keep such records unless they are providing support to the families or there was a public law application for SGO. This means that the rRR and ORs presented should be treated with extreme caution as the number of children subject to SGO may be underestimated. However, any study using CPME as an outcome may represent ‘the tip of the iceberg’ of

**Table 3** Exposures and outcomes of children requiring CPME

Outcomes	Exposure		
	SGO	CPP	Neither SGO/ CPP
CPME	5	39	244
No CPME	745	1626	287 756
Total	750	1665	288 000

CPME, child protection medical examination; CPP, child protection plan; SGO, special guardianship order.



**Figure 2** Relative risks and OR for children requiring CPME. CPME, child protection medical examination; CPP, child protection plan; SGO, special guardianship order.

children with abuse and neglect as only a minority of children referred for these concerns have CPME. During 2018, there were 4902 children in Birmingham referred to social care and classified as ‘in need’ due to abuse or neglect<sup>10</sup> but less than 10% of these children attended for CPME.

No other UK study has reported physical abuse in children subject to SGO despite concerns about limited assessments of potential guardians. A recent study found that 3 years after SGO placement 4% of children had been neglected with further care proceedings in 6%, although there were no reports of physical abuse.<sup>4</sup> Two US studies have reported higher rates of neglect in kinship care than other out of home placement,<sup>16</sup> although the highest levels were found in informal kinship care that was not subject to professional scrutiny prior to placement.<sup>17</sup> Conversely another US study concluded that kinship care provided higher quality care than unrelated foster care.<sup>18</sup> It is well recognised that child abuse may continue despite children being subject to CPP, 10%–17% of Serious Case Reviews between 2005 and 2017 were for children subject to CPP.<sup>19 20</sup>

Our findings suggest that children subject to SGO may be at higher risk of physical abuse, although less at risk than those subject to CPP. At present, children subject to SGO can be invisible to services, with local authorities not required to keep records of these families. Services can only offer enhanced support if they are aware of the need. Children subject to SGO should be considered as having additional need for support and be offered this routinely by health and social care services. At present, guardians are not entitled to the same level of assessment and support as adoptive parents, particularly if children were not previously in care. There could be many more children subject to SGO experiencing abuse and neglect who do not require CPME. Further research is needed, detailing the frequency of SGO children presenting to social care with abuse and neglect so that the scale and nature of this problem can be accurately determined. Only once we have a more nuanced understanding of the issues can we plan better assessments, support and monitoring for these vulnerable children.

**Twitter** Julie Taylor @bulawayojulie

**Acknowledgements** With many thanks to Dr Hannah Clarke and Dr Lauren Brace for their help with data collection.

**Contributors** JG: concept, protocol design, data analysis, writing report. GC, DK-B and CM: protocol design, data collection, contributing to writing paper. NH: data analysis and contributing to writing paper. JT: concept, protocol design and contributing to writing paper. All authors approved the final version.

**Funding** The authors have not declared a specific grant for this research from any funding agency in the public, commercial or not-for-profit sectors.

**Competing interests** All authors have completed the ICMJE uniform disclosure form at [www.icmje.org/coi\\_disclosure.pdf](http://www.icmje.org/coi_disclosure.pdf) and declare: no support from any organisation for the submitted work; no financial relationships with any organisations that might have an interest in the submitted work in the previous 3 years; no other relationships or activities that could appear to have influenced the submitted work.

**Patient and public involvement** Patients and/or the public were not involved in the design, or conduct, or reporting, or dissemination plans of this research.

**Patient consent for publication** Not required.

**Ethics approval** This project was a service evaluation with clinicians analysing routinely collected patient data, from patients within their own clinical service, so did not require Health Research Authority ethical approval. The project was approved by the Clinical Governance Departments at all four healthcare trusts: Birmingham Community Healthcare National Health Service (NHS) Trust, Birmingham Women and Children’s Hospital NHS Trust, Heart of England NHS Trust, and Sandwell and West Birmingham NHS Trust.

**Provenance and peer review** Not commissioned; externally peer reviewed.

**Data availability statement** No data are available. This is a service evaluation so we cannot share data from this project.

**Open access** This is an open access article distributed in accordance with the Creative Commons Attribution Non Commercial (CC BY-NC 4.0) license, which permits others to distribute, remix, adapt, build upon this work non-commercially, and license their derivative works on different terms, provided the original work is properly cited, appropriate credit is given, any changes made indicated, and the use is non-commercial. See: <http://creativecommons.org/licenses/by-nc/4.0/>.

#### ORCID iDs

Joanna Garstang <http://orcid.org/0000-0001-9268-0581>  
 Nutmeg Hallett <http://orcid.org/0000-0003-3115-8831>  
 Davina Kenyon-Blair <https://orcid.org/0000-0002-7290-6624>  
 Clare Morgans <http://orcid.org/0000-0002-6556-8153>  
 Julie Taylor <http://orcid.org/0000-0002-7259-0906>

#### REFERENCES

- 1 Winokur M, Holtan A, Batchelder KE. Kinship care for the safety, Permanency, and Well-being of children removed from the home for maltreatment: a systematic review. *Campbell Systematic Reviews* 2014;10:1–292.
- 2 HM Government. Adoption and children act 2002. Statute law database, 2002. Available: <https://www.legislation.gov.uk/ukpga/2002/38/contents> [Accessed 15 Mar 2021].
- 3 Statistics N. Children looked after in England including adoption: 2018 to 2019. department for education, 2019. Available: <https://www.gov.uk/government/statistics/children-looked-after-in-england-including-adoption-2018-to-2019> [Accessed 2 Oct 2020].
- 4 Harwin J, Alrouh B, Golding L. The contribution of supervision orders and special guardianship to children’s lives and family justice, 2019. Available: [https://www.cfj-lancaster.org.uk/app/nuffield/files-module/local/documents/HARWIN\\_SO\\_SGO\\_FinalReport\\_V2.1\\_19Mar2019.pdf](https://www.cfj-lancaster.org.uk/app/nuffield/files-module/local/documents/HARWIN_SO_SGO_FinalReport_V2.1_19Mar2019.pdf) [Accessed 2 Oct 2020].
- 5 Widom CS, Czaja SJ, DuMont KA. Intergenerational transmission of child abuse and neglect: real or detection bias? *Science* 2015;347:1480–5.
- 6 National Institute for Health and Care Excellence. Nice guideline: child abuse and neglect, 2017. Available: <https://www.nice.org.uk/guidance/ng76/resources/child-abuse-and-neglect-pdf-1837637587141> [Accessed 12 Mar 2021].
- 7 Royal College of Paediatrics and Child Health. *Chapter 5: Child protection companion*. London: RCPCH, 2020.
- 8 Thomas A, Mott A. *Child protection peer review for doctors who safeguard children*. London, UK: Royal College of Paediatrics and Child Health, 2009.
- 9 Birmingham City Council. Population and census, 2018. Available: [https://www.birmingham.gov.uk/info/20057/about\\_birmingham/1294/population\\_and\\_census/2](https://www.birmingham.gov.uk/info/20057/about_birmingham/1294/population_and_census/2) [Accessed 21 Jun 2020].
- 10 Department for Education. Characteristics of children in need: 2018 to 2019, 2019. Available: [https://assets.publishing.service.gov.uk/government/uploads/system/uploads/attachment\\_data/file/843046/Characteristics\\_of\\_children\\_in\\_need\\_2018\\_to\\_2019\\_main\\_text.pdf](https://assets.publishing.service.gov.uk/government/uploads/system/uploads/attachment_data/file/843046/Characteristics_of_children_in_need_2018_to_2019_main_text.pdf) [Accessed 23 Jun 2020].
- 11 Gloucestershire Safeguarding Children Board. A Serious Case Review Overview Report : Megan. Gloucestershire Children Safeguarding Board, 2020. Available: <https://www.gscsb.org.uk/media/2097918/0215-scr-megan.pdf>
- 12 Wate R. Serious Case Review Shi-Anne Downer. Birmingham Safeguarding Children’s Board, 2017. Available: [https://fostercarerresources.files.wordpress.com/2016/01/scr\\_bscsb\\_2015-16-02.pdf](https://fostercarerresources.files.wordpress.com/2016/01/scr_bscsb_2015-16-02.pdf)
- 13 Harrington K. Child A and child B a serious case review. Oxford Safeguarding children board, 2017. Available: <http://www.oscb.org.uk>



- org.uk/wp-content/uploads/Child-A-and-Child-B-OSCB-Overview-Report-March-2017-1.pdf
- 14 Schoonjans F. MedCalc's Relative risk calculator. MedCalc, 2020. Available: [https://www.medcalc.org/calc/relative\\_risk.php](https://www.medcalc.org/calc/relative_risk.php) [Accessed 3 Oct 2020].
  - 15 Smith K. *Private communication: SGO numbers in Birmingham*, 2020.
  - 16 Litrownik AJ, Newton R, Mitchell BE, *et al.* Long-term follow-up of young children placed in foster care: subsequent placements and exposure to family violence. *J Fam Violence* 2003;18:19–28.
  - 17 Font S. Are children safer with kin? A comparison of maltreatment risks in out-of-home care. *Child Youth Serv Rev* 2015;54:20–9.
  - 18 Burgess AL, Borowsky IW. Health and home environments of caregivers of children investigated by child protective services. *Pediatrics* 2010;125:273–81.
  - 19 Sidebotham P, Brandon M, Bailey S. Pathways to harm, pathways to prevention: a triennial analysis of serious case reviews 2011–14, 2016. Available: [https://assets.publishing.service.gov.uk/government/uploads/system/uploads/attachment\\_data/file/533826/Triennial\\_Analysis\\_of\\_SCRs\\_2011-2014\\_-\\_Pathways\\_to\\_harm\\_and\\_protection.pdf](https://assets.publishing.service.gov.uk/government/uploads/system/uploads/attachment_data/file/533826/Triennial_Analysis_of_SCRs_2011-2014_-_Pathways_to_harm_and_protection.pdf) [Accessed 3 Jul 2020].
  - 20 Brandon M, Sidebotham P, Belderson P. Complexity and challenge: a triennial analysis of serious case reviews 2014–17, 2020. Available: [https://assets.publishing.service.gov.uk/government/uploads/system/uploads/attachment\\_data/file/869586/TRIENNIAL\\_SCR\\_REPORT\\_2014\\_to\\_2017.pdf](https://assets.publishing.service.gov.uk/government/uploads/system/uploads/attachment_data/file/869586/TRIENNIAL_SCR_REPORT_2014_to_2017.pdf) [Accessed 3 Jul 2020].