

RESEARCH ARTICLE

Apixaban 5 and 2.5 mg twice-daily versus warfarin for stroke prevention in nonvalvular atrial fibrillation patients: Comparative effectiveness and safety evaluated using a propensity-score-matched approach

Xiaoyan Li^{1*}, Allison Keshishian², Melissa Hamilton¹, Ruslan Horblyuk³, Kiran Gupta⁴, Xuemei Luo⁵, Jack Mardekian⁶, Keith Friend⁷, Anagha Nadkarni⁴, Xianying Pan⁸, Gregory Y. H. Lip^{9†}, Steve Deitelzweig^{10†}

1 Worldwide Health Economics and Outcomes Research, Bristol-Myers Squibb Company, Lawrenceville, NJ, United States of America, **2** STATinMED Research, Ann Arbor, MI, United States of America, **3** Formerly of Pfizer, New York, NY, United States of America, **4** US Health Economics and Outcomes Research, Bristol-Myers Squibb Company, Lawrenceville, NJ, United States of America, **5** Pfizer, Inc., Groton, CT, United States of America, **6** Pfizer, Inc., New York, NY, United States of America, **7** Worldwide Medical, Bristol-Myers Squibb Company, Lawrenceville, NJ, United States of America, **8** Center for Observational Research and Data Science, Bristol-Myers Squibb Company, Wallingford, CT, United States of America, **9** Institute of Cardiovascular Sciences, University of Birmingham, UK, Aalborg Thrombosis Research Unit, Department of Clinical Medicine, Aalborg University, Aalborg, Denmark, **10** Ochsner Clinic Foundation, Department of Hospital Medicine, New Orleans, LA, and The University of Queensland School of Medicine, Ochsner Clinical School, New Orleans, LA, United States of America

† Joint Senior Authors
* shawn.li@bms.com



OPEN ACCESS

Citation: Li X, Keshishian A, Hamilton M, Horblyuk R, Gupta K, Luo X, et al. (2018) Apixaban 5 and 2.5 mg twice-daily versus warfarin for stroke prevention in nonvalvular atrial fibrillation patients: Comparative effectiveness and safety evaluated using a propensity-score-matched approach. PLoS ONE 13(1): e0191722. <https://doi.org/10.1371/journal.pone.0191722>

Editor: Pablo Garcia de Frutos, Institut d'Investigacions Biomediques de Barcelona, SPAIN

Received: September 27, 2017

Accepted: January 10, 2018

Published: January 26, 2018

Copyright: © 2018 Li et al. This is an open access article distributed under the terms of the [Creative Commons Attribution License](https://creativecommons.org/licenses/by/4.0/), which permits unrestricted use, distribution, and reproduction in any medium, provided the original author and source are credited.

Data Availability Statement: Data for these analyses were made available to the authors through third-party licenses from Truven MarketScan, IMS PharMetrics, Optum, and Humana, commercial data providers in the US, and BMS (who has licenses for analysis of these data). As such, the authors cannot provide the raw data themselves. Other researchers could access these data by purchasing third party licenses through these commercial data providers. Inclusion criteria

Abstract

Prior real-world studies have shown that apixaban is associated with a reduced risk of stroke/systemic embolism (stroke/SE) and major bleeding versus warfarin. However, few studies evaluated the effectiveness and safety of apixaban according to its dosage, and most studies contained limited numbers of patients prescribed 2.5 mg twice-daily (BID) apixaban. Using pooled data from 4 American claims database sources, baseline characteristics and outcomes for patients prescribed 5 mg BID and 2.5 mg BID apixaban versus warfarin were compared. After 1:1 propensity-score matching, 31,827 5 mg BID apixaban-matched warfarin patients and 6600 2.5 mg BID apixaban-matched warfarin patients were identified. Patients prescribed 2.5 mg BID apixaban were older, had clinically more severe comorbidities, and were more likely to have a history of stroke and bleeding compared with 5 mg BID apixaban patients. Compared with warfarin, 5 mg BID apixaban was associated with a lower risk of stroke/SE (hazard ratio [HR]: 0.70, 95% confidence interval [CI]: 0.60–0.81) and major bleeding (HR: 0.59, 95% CI: 0.53–0.66). Compared with warfarin, 2.5 mg BID apixaban was also associated with a lower risk of stroke/SE (HR: 0.63, 95% CI: 0.49–0.81) and major bleeding (HR: 0.59, 95% CI: 0.49–0.71). In this real-world study, both apixaban doses were assessed in 2 patient groups differing in age and clinical characteristics. Each apixaban dose was associated with a lower risk of stroke/SE and major bleeding compared with

specified in the Methods section would allow other researchers to identify the same cohort of patients we used for these analyses. Interested individuals may see <http://truvenhealth.com/markets/life-sciences/products/data-tools/marketscan-databases> for more information on accessing Truven MarketScan data. Interested individuals may see <https://www.iqvia.com/institute/research-support> for more information on accessing IMS PharMetrics data. Interested individuals may see <https://www.optum.com/solutions/prod-nav/product-data.html> for more information on accessing Optum data. Interested individuals may see <https://www.humana.com/about/public-policy/humana-improves-healthcare/making-healthcare-easy/harnessing-power-data> for more information on accessing Humana data. We confirm that no authors had special privileges to access data from Truven MarketScan, IMS PharMetrics, Optum, or Humana via third-party licenses, and that other researchers would be able to access these data in the same manner as the authors.

Funding: This study was funded by Bristol-Myers Squibb and Pfizer. Specifically, Chris Haddelsey and Neel Vaidya of STATinMED provided medical writing and editorial support. Additional medical writing and editorial support was provided by Jacob Willet of Oxford PharmaGenesis. Statistical programming for this study was provided by Juan Du of STATinMED Research and funded by Bristol-Myers Squibb and Pfizer. The funder provided support in the form of salaries for authors XL, MH, KG, KF, AN, XP, AK, XL, JM, SD, but did not have any additional role in the study design, data collection and analysis, decision to publish, or preparation of the manuscript. The specific roles of these authors are articulated in the 'author contributions' section.

Competing interests: XL, MH, KG, KF, AN, and XP are employees of Bristol-Myers Squibb Company with ownership of stocks in Bristol-Myers Squibb Company. AK is an employee of STATinMED Research, a paid consultant to Bristol-Myers Squibb Company and Pfizer, Inc. in connection with conducting this study. XL and JM are employees of Pfizer Inc., with ownership of stocks in Pfizer Inc. RH is a former employee of Pfizer Inc., with ownership of stocks in Pfizer Inc. SD is a consultant for Bayer/Janssen, Bristol-Myers Squibb Company/Pfizer Inc., Daiichi-Sankyo, Portola, and Boehringer Ingelheim, and has been on the speakers' bureau for Janssen, Bristol-Myers Squibb Company/Pfizer Inc., and Boehringer Ingelheim. GYHL has served as a consultant for Bayer/Janssen, Merck, Sanofi, Bristol-Myers Squibb Company/Pfizer Inc., Daiichi-Sankyo,

warfarin in the distinct population for which it is being prescribed in United States clinical practice.

Trial registration: Clinicaltrials.gov Identifier: [NCT03087487](https://clinicaltrials.gov/ct2/show/study/NCT03087487).

Introduction

Vitamin K antagonists such as warfarin have been used as the anticoagulant therapeutic modality for stroke prevention in patients with atrial fibrillation for several decades [1]. More recently, non-vitamin K antagonist oral anticoagulants (NOACs) are being used at greater frequencies and have several advantages to vitamin K antagonists, such as fewer drug–food interactions and no anticoagulation monitoring being required [2]. In phase 3 clinical trials, NOACs have demonstrated at least equivalent efficacy and safety compared to warfarin [3–6]. Apixaban was the only NOAC to show risk reductions in both stroke/systemic embolism (stroke/SE) and major bleeding compared with warfarin in its phase 3 clinical trial [5].

Apixaban is available as: 5 mg twice daily (BID) and 2.5 mg BID. The recommended dose is 2.5 mg BID apixaban if patients meet ≥ 2 of the following criteria: aged ≥ 80 years, body weight ≤ 60 kg, and serum creatinine level ≥ 1.5 mg/dL [7]. In the Apixaban for Reduction in Stroke and Other Thromboembolic Events in Atrial Fibrillation (ARISTOTLE) trial, 4.7% of patients in the apixaban group ($n = 428$) received 2.5 mg BID apixaban, and no significant interaction was observed between dose and treatment effect regarding stroke/SE and major bleeding [5]. A subanalysis of ARISTOTLE trial data by Alexander et al. suggested that the use of apixaban 5 mg BID is appropriate for patients meeting only one of these dose reduction criteria [8]. Although previous real-world studies have shown that apixaban is associated with a reduced risk of stroke/SE and major bleeding versus warfarin, most of these studies contained only limited numbers of patients taking 2.5 mg BID. In addition, few studies have evaluated the effectiveness and safety of apixaban according to dosage, or have taken into consideration patient characteristics related to dose reduction criteria [9–13]. Certain patient characteristics—including older age and renal disease—are associated with an increased risk of stroke and major bleeding, and dose-reduction criteria for apixaban are based on a patient's age, body weight, and renal function [14]. Because the characteristics of patients with nonvalvular atrial fibrillation using 5 mg BID apixaban and 2.5 mg BID apixaban may differ [11, 15], clinicians should evaluate clinical outcomes according to apixaban dosage while carefully accounting for these key patient characteristics. Prior studies by Li et al. [16] and Yao et al. [12] included subanalyses using interaction terms to test if the treatment effect on stroke/SE and major bleeding varied between the 2 label-recommended apixaban dose regimens when compared to warfarin using data from United States (US) clinical practice. While Yao et al. found a significant interaction between initial apixaban dose and the treatment effect of apixaban versus warfarin on major bleeding ($p = 0.04$), a nonsignificant interaction effect was observed for stroke/SE by dose ($p = 0.84$) [12]. In contrast, the subanalysis by Li et al. found no significant interaction between initial apixaban dose and the treatment effects of apixaban versus warfarin on stroke/SE ($p = 0.848$) and major bleeding ($p = 0.561$) [16]. However, comparative effectiveness and safety outcomes for each apixaban dose regimen versus warfarin (in the respective US populations for which the dosages are indicated) have not been available. Therefore, the current study evaluated patient outcomes in the 2 distinct populations for which apixaban was prescribed in US clinical practice, reflecting real-world treatment patterns. In this study, we pooled data from 4 US claims databases to compare baseline characteristics between patients

Biotronik, Medtronic, Portola, and Boehringer Ingelheim, and has been on the speakers' bureau for Bayer, Bristol-Myers Squibb Company/Pfizer Inc., Boehringer Ingelheim, Daiichi-Sankyo, and Medtronic. There are no patents, products in development or marketed products to declare. This does not alter our adherence to PLOS ONE policies on sharing data and materials.

who were prescribed 5 mg BID and 2.5 mg BID apixaban. The risk of stroke/SE and major bleeding associated with 5 and 2.5 mg BID apixaban was also examined and compared to warfarin.

Methods

A retrospective observational cohort study from January 1, 2012 to September 30, 2015 was conducted using fully anonymized, pooled data from 4 large, nationally representative databases in the US: the Truven MarketScan[®] Commercial Claims and Encounter and Medicare Supplemental and Coordination of Benefits Database ("MarketScan"), the IMS PharMetrics Plus[™] Database ("PharMetrics"), the Optum Clinformatics[™] Data Mart ("Optum"), and the Humana Research Database ("Humana").

The pooled data included patient demographics, enrollment history, and medical and pharmacy claims for more than 163 million members of commercial and Medicare Advantage/supplemental plans. Medical claims from inpatient and outpatient healthcare settings were coded using International Classification of Disease, 9th Revision, Clinical Modification (ICD-9-CM), Current Procedural Terminology, or Healthcare Common Procedure Coding System codes, and pharmacy claims data used the National Drug Code coding system to capture dispensed drugs. Laboratory test results (eg, creatinine clearance) and biomarkers (eg, body weight) are not comprehensively recorded in the 4 claims databases. Further explanation of the data source can be found in a recent publication by Li et al. [16] that details results of a pooled analysis (using data from the same 4 databases outlined above) on the effectiveness and safety of apixaban and warfarin [16]. To date, these databases used in the present study have also been used in previous pooled analyses of various therapeutic areas [16–23].

In each database, patients were identified who met the following criteria: adults (aged ≥ 18 years) with nonvalvular atrial fibrillation who had a pharmacy claim for apixaban or warfarin during the identification period (January 1, 2013 to September 30, 2015). The first apixaban or warfarin prescription claim date was defined as the index date. Patients were required to have an atrial fibrillation diagnosis (ICD-9-CM code 427.31) before or on the index date and ≥ 12 months of continuous medical and pharmacy health plan enrollment prior to the index date (baseline period) [24].

Patients were excluded if they had evidence of pregnancy during the study period or valvular heart disease, venous thromboembolism, transient atrial fibrillation (pericarditis, hyperthyroidism, thyrotoxicity), or heart valve replacement/transplant during the 12 months prior to or on the index date. Although the identification period was until September 30, 2015 (a day before the Centers for Medicare & Medicaid Services required implementation of ICD-10 codes [October 1, 2015]), some health plans may have transitioned from ICD-9 to ICD-10 codes earlier. Therefore, patients with any claims using ICD-10 codes during the study period were excluded. Also excluded were patients prescribed any oral anticoagulant within 12 months before the index date or >1 oral anticoagulant on the index date. The index apixaban dose was identified, and patients were categorized as 5 mg BID or 2.5 mg BID apixaban patients.

The primary effectiveness outcome was stroke/SE, and the primary safety outcome was major bleeding; these were identified using the first listed ICD-9-CM diagnosis code of inpatient claims. Stroke/SE events included ischemic stroke, hemorrhagic stroke, and systemic embolism; major bleeding included gastrointestinal bleeding, intracranial hemorrhage, and other major bleeding. The diagnosis codes used for stroke/SE and major bleeding were based on a validated algorithm developed for administrative claims data as well as the criteria for major bleeding as defined by the International Society on Thrombosis and Haemostasis, which were also used in the ARISTOTLE trial (S1 Table) [25, 26]. The follow-up period began

the day after the index date and continued until censored at the first occurrence of any of the following outcome events: 30 days after the discontinuation date (discontinuation being defined as no evidence of index prescription for 30 days from the last day of supply of the last filled prescription), the switch date to an oral anticoagulant other than that prescribed at index, inpatient death, end of continuous medical and pharmacy enrollment, 1-year after the index date, or the end of the study period (September 30, 2015). Patients were censored 1 year after the index date to balance the follow-up time between the apixaban and warfarin cohorts.

Patient demographics and clinical characteristics during the 12 months prior to and on the index date were measured. Comorbidities and clinical risk scores were assessed using ICD-9-CM codes (eg, renal disease was defined with ICD-9-CM codes for nephritis, nephrotic syndrome, and nephrosis). Stroke and major bleeding risk were assessed using the respective scores of CHA₂DS₂-VASc (congestive heart failure, hypertension, aged >75 years, diabetes, prior stroke or transient ischemic attack or thromboembolism plus vascular disease, aged 65–74 years, and sex) and HAS-BLED (hypertension, abnormal renal and liver function, stroke, bleeding, labile international normalized ratios, age >65 years, drugs or alcohol abuse or dependence) [27, 28]. International normalized ratios values were not available in the databases and, therefore, not included in the HAS-BLED score calculation.

To examine differences in outcomes associated with the 2 dosing populations, propensity-score matching (PSM) was conducted between 5 mg BID apixaban and warfarin patients and 2.5 mg BID apixaban and warfarin patients within each database to minimize selection bias and adjust for potential confounders. We performed logistic regressions using the baseline variables of age, sex, US geographic region, Charlson comorbidity index score, baseline bleeding and stroke/SE history, comorbidities, and baseline comedications to obtain the propensity score for the probability of using apixaban. The PSM cohorts were created using the nearest-neighbor-matching algorithm without replacement, with a caliper of 0.01 [29]. The balance of covariates was checked based on standardized differences with a threshold of 10% [30]. After ensuring cohorts were balanced within each of the databases following 1:1 PSM, the resulting patient records were pooled.

A head-to-head comparison between 5 mg BID and 2.5 mg BID apixaban was conducted to compare baseline differences between the 2 cohorts. P-values were calculated from chi-square and t-tests for categorical and continuous variables, respectively.

Incidence rates were calculated as the number of events divided by the time at risk and presented per 100 person-years. The cumulative incidence of major bleeding and stroke was evaluated using Kaplan-Meier survival curves. The risk of stroke/SE and major bleeding between the matched cohorts (5 mg BID apixaban vs warfarin; 2.5 mg BID apixaban vs warfarin) was evaluated using Cox proportional hazards models with robust sandwich estimates [29]. Apixaban (2.5 mg BID or 5 mg BID) or warfarin treatment was included as the independent variable. For the 5 mg BID apixaban analysis, no other covariates were included in the model because the matched cohorts were balanced; however, for the 2.5 mg BID apixaban analysis, age had an imbalance after matching and was, therefore, adjusted in the models. The log-log of the Kaplan-Meier survival curves was visually inspected to check the proportional hazards assumption. A p value <0.05 was considered statistically significant.

A sensitivity analysis was conducted among 2.5 mg BID and 5 mg BID apixaban-matched warfarin patients for the entire follow-up period (not restricted to 1 year).

Results

Across all data sources, 115,186 nonvalvular atrial fibrillation patients were identified between January 1, 2013 and September 30, 2015, including 41,867 (36.3%) apixaban and 73,319 (63.7%) warfarin patients (Fig 1).

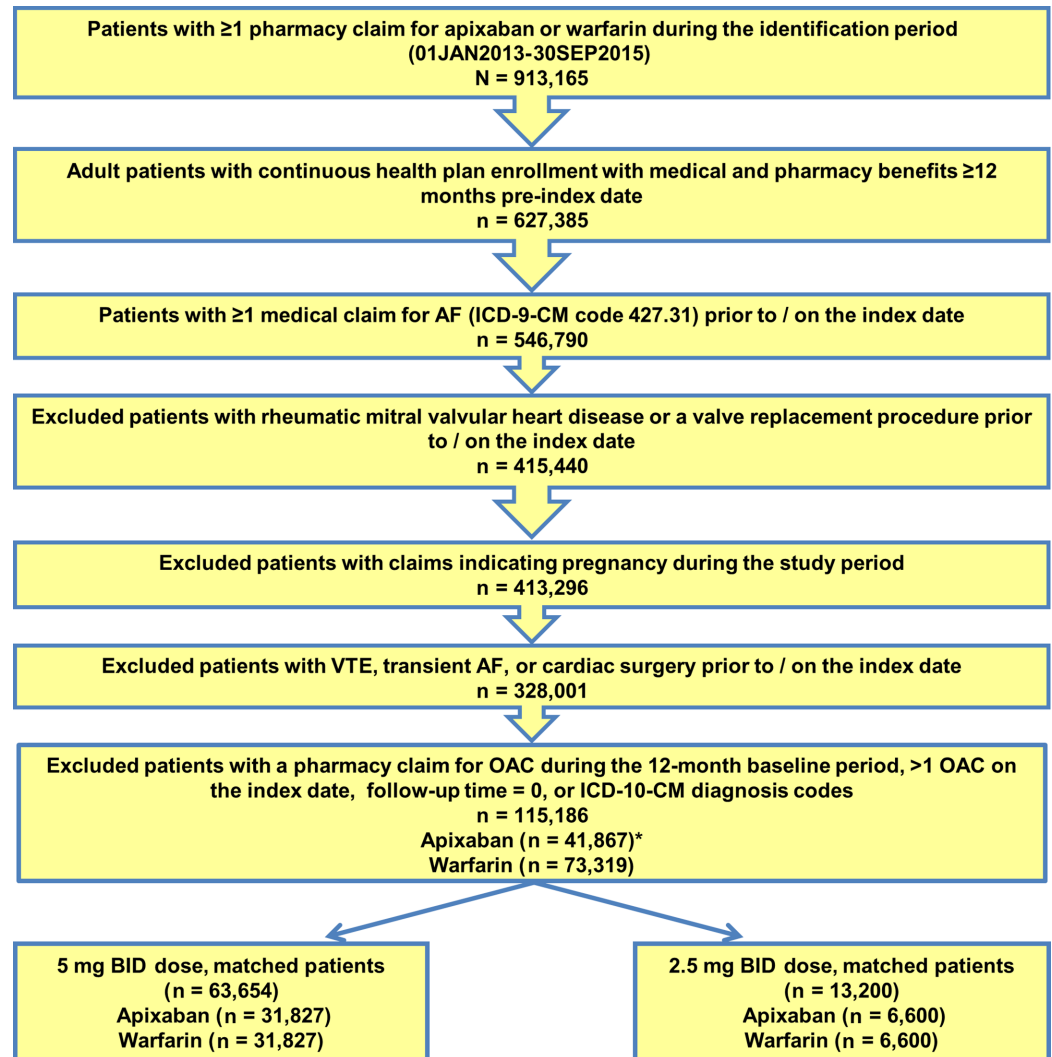


Fig 1. Patient selection flowchart. * 15 Patients had both doses of apixaban on the index date, so they were not included in the analysis. AF: atrial fibrillation; BID: twice daily; ICD-10-CM: International Classification of Disease, 10th Revision, Clinical Modification; VTE: venous thromboembolism.

<https://doi.org/10.1371/journal.pone.0191722.g001>

Because 15 apixaban patients had claims for both doses of apixaban on the index date, they were not included in the analysis. Of the 41,852 patients with a single dose of apixaban on the index date, 35,105 (83.9%) were prescribed 5 mg BID and 6747 (16.1%) patients were prescribed 2.5 mg BID. Compared with warfarin patients, 5 mg BID apixaban patients were significantly younger (67.7 years vs 72.6 years, $p < 0.001$) and had lower stroke and major bleeding risk scores (CHA₂DS₂-VASc: 2.9 vs 3.6 and HAS-BLED: 2.4 vs 2.8, $p < 0.001$). However, 2.5 mg BID apixaban patients were older (82.5 years vs 72.6 years, $p < 0.001$) and had higher stroke and major bleeding risk scores (CHA₂DS₂-VASc: 4.5 vs 3.6 and HAS-BLED: 3.4 vs 2.8, $p < 0.001$) compared with warfarin patients (S2 Table).

After 1:1 PSM, 31,827 5 mg BID apixaban patients were matched to 31,827 warfarin patients, and 6600 2.5 mg BID apixaban patients were matched to 6600 warfarin patients. Baseline characteristics of the matched populations are listed in Table 1.

Table 1. Baseline characteristics for PSM-adjusted 5 mg BID apixaban and warfarin and 2.5 mg BID apixaban and warfarin patients.

| Parameter | 5 mg BID Apixaban Cohort | | 2.5 mg BID Apixaban Cohort | | | Warfarin Cohort (5 mg BID Matched) | | Warfarin Cohort (2.5 mg BID Matched) | | |
|--|--------------------------|-------|----------------------------|-------|----------------------|------------------------------------|---------------|--------------------------------------|--------------|--|
| | N/Mean | %/SD | N/Mean | %/SD | P-value ^a | N/Mean | %/SD | N/Mean | %/SD | |
| Sample Size | 31,827 | | 6,600 | | | | 31,827 | | 6,600 | |
| Age, years | 68.6 | 11.0 | 82.5 | 9.5 | <0.001 | 69.2 | 11.7 | 80.1 | 8.5 | |
| 18–54 | 3058 | 9.6% | 84 | 1.3% | <0.001 | 3105 | 9.8% | 82 | 1.2% | |
| 55–64 | 8560 | 26.9% | 288 | 4.4% | <0.001 | 8524 | 26.8% | 275 | 4.2% | |
| 65–74 | 10,016 | 31.5% | 602 | 9.1% | <0.001 | 9879 | 31.0% | 588 | 8.9% | |
| ≥75 | 10,193 | 32.0% | 5626 | 85.2% | <0.001 | 10,319 | 32.4% | 5655 | 85.7% | |
| Gender | | | | | | | | | | |
| Male | 20,007 | 62.9% | 2756 | 41.8% | <0.001 | 20,048 | 63.0% | 2760 | 41.8% | |
| Female | 11,820 | 37.1% | 3844 | 58.2% | <0.001 | 11,779 | 37.0% | 3840 | 58.2% | |
| United States Geographic Region | | | | | | | | | | |
| Northeast | 4876 | 15.3% | 977 | 14.8% | 0.287 | 4816 | 15.1% | 983 | 14.9% | |
| Midwest | 8657 | 27.2% | 1608 | 24.4% | <0.001 | 8614 | 27.1% | 1628 | 24.7% | |
| South | 13,428 | 42.2% | 2841 | 43.0% | 0.201 | 13,405 | 42.1% | 2813 | 42.6% | |
| West | 4586 | 14.4% | 1154 | 17.5% | <0.001 | 4730 | 14.9% | 1144 | 17.3% | |
| Other | 280 | 0.9% | 20 | 0.3% | <0.001 | 262 | 0.8% | 32 | 0.5% | |
| Baseline Comorbidity | | | | | | | | | | |
| Deyo-Charlson Comorbidity Index Score | 2.3 | 2.3 | 3.6 | 2.7 | <0.001 | 2.3 | 2.3 | 3.5 | 2.7 | |
| CHADS₂ score | 1.9 | 1.2 | 2.9 | 1.2 | <0.001 | 1.9 | 1.2 | 2.9 | 1.2 | |
| 0 | 3491 | 11.0% | 82 | 1.2% | <0.001 | 3289 | 10.3% | 61 | 0.9% | |
| 1 | 9522 | 29.9% | 623 | 9.4% | <0.001 | 9400 | 29.5% | 604 | 9.2% | |
| 2 | 9991 | 31.4% | 2151 | 32.6% | 0.057 | 10,384 | 32.6% | 2244 | 34.0% | |
| 3+ | 8823 | 27.7% | 3744 | 56.7% | <0.001 | 8754 | 27.5% | 3691 | 55.9% | |
| CHA₂DS₂-VASc score | 3.0 | 1.7 | 4.5 | 1.5 | <0.001 | 3.0 | 1.7 | 4.5 | 1.5 | |
| 0 | 2381 | 7.5% | 45 | 0.7% | <0.001 | 2226 | 7.0% | 27 | 0.4% | |
| 1 | 3781 | 11.9% | 87 | 1.3% | <0.001 | 3886 | 12.2% | 91 | 1.4% | |
| 2 | 6555 | 20.6% | 305 | 4.6% | <0.001 | 6458 | 20.3% | 306 | 4.6% | |
| 3 | 7388 | 23.2% | 1084 | 16.4% | <0.001 | 7566 | 23.8% | 1092 | 16.5% | |
| 4+ | 11,722 | 36.8% | 5079 | 77.0% | <0.001 | 11,691 | 36.7% | 5084 | 77.0% | |
| 3+ | 19,110 | 60.0% | 6163 | 93.4% | <0.001 | 19,257 | 60.5% | 6,176 | 93.6% | |
| HAS-BLED score^b | 2.5 | 1.3 | 3.3 | 1.3 | <0.001 | 2.4 | 1.3 | 3.3 | 1.3 | |
| 0 | 1858 | 5.8% | 28 | 0.4% | <0.001 | 1853 | 5.8% | 23 | 0.3% | |
| 1 | 5734 | 18.0% | 344 | 5.2% | <0.001 | 5754 | 18.1% | 357 | 5.4% | |
| 2 | 9487 | 29.8% | 1422 | 21.5% | <0.001 | 9638 | 30.3% | 1461 | 22.1% | |
| 3+ | 14,748 | 46.3% | 4806 | 72.8% | <0.001 | 14,582 | 45.8% | 4759 | 72.1% | |
| Bleeding history | 4922 | 15.5% | 1457 | 22.1% | <0.001 | 4780 | 15.0% | 1440 | 21.8% | |
| Congestive heart failure | 6835 | 21.5% | 2450 | 37.1% | <0.001 | 6804 | 21.4% | 2426 | 36.8% | |
| Diabetes mellitus | 10,234 | 32.2% | 2235 | 33.9% | 0.007 | 10,357 | 32.5% | 2274 | 34.5% | |
| Hypertension | 25,907 | 81.4% | 5862 | 88.8% | <0.001 | 25,959 | 81.6% | 5880 | 89.1% | |
| Renal disease | 5044 | 15.8% | 2535 | 38.4% | <0.001 | 5091 | 16.0% | 2546 | 38.6% | |
| Liver disease | 1437 | 4.5% | 281 | 4.3% | 0.357 | 1347 | 4.2% | 260 | 3.9% | |
| Myocardial infarction | 2630 | 8.3% | 787 | 11.9% | <0.001 | 2532 | 8.0% | 777 | 11.8% | |
| Dyspepsia or stomach discomfort | 5219 | 16.4% | 1442 | 21.8% | <0.001 | 5089 | 16.0% | 1428 | 21.6% | |
| Non-stroke/SE peripheral vascular Disease | 13,686 | 43.0% | 3738 | 56.6% | <0.001 | 13,521 | 42.5% | 3788 | 57.4% | |
| Stroke/SE | 2835 | 8.9% | 1051 | 15.9% | <0.001 | 2775 | 8.7% | 1041 | 15.8% | |
| Transient ischemic attack | 1779 | 5.6% | 628 | 9.5% | <0.001 | 1736 | 5.5% | 593 | 9.0% | |

(Continued)

Table 1. (Continued)

| Parameter | 5 mg BID Apixaban Cohort | | 2.5 mg BID Apixaban Cohort | | | Warfarin Cohort (5 mg BID Matched) | | Warfarin Cohort (2.5 mg BID Matched) | |
|--|---------------------------------------|-------|----------------------------|-------|----------------------|------------------------------------|-------|--------------------------------------|-------|
| | N/Mean | %/SD | N/Mean | %/SD | P-value ^a | N/Mean | %/SD | N/Mean | %/SD |
| | Anemia and coagulation defects | 5166 | 16.2% | 1968 | 29.8% | <0.001 | 5034 | 15.8% | 1995 |
| Alcoholism | 727 | 2.3% | 72 | 1.1% | <0.001 | 718 | 2.3% | 56 | 0.8% |
| Baseline Medication Use | | | | | | | | | |
| ACE/ARB | 18,558 | 58.3% | 4003 | 60.7% | <0.001 | 18,749 | 58.9% | 4047 | 61.3% |
| Amiodarone | 3277 | 10.3% | 961 | 14.6% | <0.001 | 3165 | 9.9% | 947 | 14.3% |
| Beta-blockers | 19,050 | 59.9% | 4057 | 61.5% | 0.015 | 19,000 | 59.7% | 4041 | 61.2% |
| H₂-receptor antagonist | 1536 | 4.8% | 454 | 6.9% | <0.001 | 1511 | 4.7% | 441 | 6.7% |
| Proton pump inhibitor | 8421 | 26.5% | 2189 | 33.2% | <0.001 | 8308 | 26.1% | 2098 | 31.8% |
| Statins | 17,884 | 56.2% | 3961 | 60.0% | <0.001 | 18,027 | 56.6% | 3973 | 60.2% |
| Antiplatelets | 4774 | 15.0% | 1424 | 21.6% | <0.001 | 4695 | 14.8% | 1431 | 21.7% |
| NSAIDs | 7661 | 24.1% | 1401 | 21.2% | <0.001 | 7610 | 23.9% | 1355 | 20.5% |
| Follow-up time (mean, days) | 179.4 | 163.2 | 179.1 | 163.1 | | 199.5 | 194.8 | 204.4 | 192.6 |
| Median | 119 | | 119 | | | 121 | | 129 | |
| Follow-up time (mean, days) within 1 year | 158.3 | 114.6 | 158.2 | 115.1 | | 164.9 | 117.5 | 170.4 | 117.8 |
| Median | 119 | | 119 | | | 121 | | 129 | |

ACE: angiotensin-converting enzyme inhibitor; ARB: angiotensin-receptor blocker; CHADS₂: congestive heart failure, hypertension, age ≥75 years, diabetes mellitus, prior stroke or transient ischemic attack or thromboembolism; CHA₂DS₂-VASc: congestive heart failure, hypertension, age ≥75 years, diabetes mellitus, prior stroke or transient ischemic attack or thromboembolism, vascular disease, age 65–74 years, sex category; HAS-BLED: hypertension, abnormal renal and liver function, stroke, bleeding, labile international normalized ratios, elderly, drugs and alcohol; NSAIDs: nonsteroidal anti-inflammatory drugs; PSM: propensity-score-matched; SD: standard deviation; stroke/SE: stroke/systemic embolism.

^aNote: P-values indicate statistical test comparison between 5 mg BID and 2.5 mg BID apixaban patients.

^bAs the international normalized ratio value is not available in the databases, a modified HAS-BLED score was calculated with a range of 0 to 8.

<https://doi.org/10.1371/journal.pone.0191722.t001>

In both the 5 mg BID apixaban and matched warfarin populations, patients had an average age of 69 years, with 37% female. Both cohorts had similar clinical characteristics: mean Charlson comorbidity index, CHA₂DS₂-VASc, and HAS-BLED scores were 2.3, 3.0, and 2.5, respectively. During the baseline period, approximately 9% and 15% of patients had a prior stroke/SE and bleed event, respectively. Similarly, 16% of patients had renal disease during the baseline period.

In general, the characteristics of 2.5 mg BID apixaban and matched warfarin patients were well balanced. Age was the only variable that had a standardized difference >10% between the cohorts (2.5 mg BID apixaban: 82.5 years; warfarin: 80.1 years; standardized difference = 26%); all the other characteristics were well balanced (Table 1).

The characteristics of patients prescribed 2.5 mg BID apixaban varied substantially from those prescribed 5 mg BID apixaban. Patients prescribed 2.5 mg BID apixaban were significantly older (average age: 82.5 vs 68.6 years, $p < 0.001$) and more likely to be women (58.2% vs 37.1%, $p < 0.001$) than those who were prescribed 5 mg BID apixaban. Patients prescribed 2.5 mg BID apixaban had a significantly greater proportion of patients older than 80 years (74.3% vs 16.1%, $p < 0.001$) compared with those prescribed 5 mg BID apixaban. In addition, more patients aged <75 years (68.0% vs 14.8%, $p < 0.001$) and <65 years (36.5% vs 5.6%, $p < 0.001$) were prescribed 5 mg BID than 2.5 mg BID apixaban. Patients prescribed 2.5 mg BID apixaban had a significantly higher proportion of prior stroke/SE during the baseline period compared with those prescribed 5 mg BID apixaban (15.9% vs 8.9%, $p < 0.001$). In addition, 2.5 mg BID apixaban patients had a significantly higher proportion of prior bleeding compared to 5 mg

BID patients (22.0% vs 15.5%, $p < 0.001$). Also, the prevalence of renal disease was significantly higher among 2.5 mg BID apixaban patients compared with 5 mg BID patients (38.4% vs 15.8%, $p < 0.001$).

Comorbidity, stroke, and bleeding risk scores for the 2.5 mg BID apixaban patients (ie, mean Charlson comorbidity index, CHA₂DS₂-VASc, and HAS-BLED scores) were 3.6, 4.5, and 3.3, respectively; all scores were significantly higher than those for the 5 mg BID apixaban patients (2.3, 3.0, and 2.5, respectively; all $p < 0.001$). Specifically, a significantly greater proportion of 2.5 mg BID apixaban patients had a CHA₂DS₂-VASc score ≥ 3 (93.4% vs 60.0%, $p < 0.001$), CHA₂DS₂-VASc score ≥ 4 (77.0% vs 36.8%, $p < 0.001$), and HAS-BLED score ≥ 3 (72.8% vs 46.3%, $p < 0.001$) compared with 5 mg BID apixaban patients.

By restricting the follow-up period to 1 year, the difference in follow-up duration between patients prescribed apixaban and warfarin was reduced. The average follow-up time was approximately 5–6 months in the matched populations. Although most patients (85%) had a follow-up shorter than 1 year, the maximum follow-up was 2.7 years.

When compared with matched warfarin patients, 5 mg BID apixaban patients had a lower incidence of stroke/SE (2.2 vs 3.0 per 100 person-years; **Table 2**).

The cumulative incidence of stroke/SE is shown in **Fig 2A**.

The 5 mg BID apixaban was associated with a 30% lower risk of stroke/SE (hazard ratio [HR]: 0.70, 95% confidence interval [CI]: 0.60–0.81) within 1 year of treatment initiation compared with warfarin. Patients prescribed 5 mg BID apixaban also had a 30% reduction in ischemic stroke (HR: 0.70, 95% CI: 0.60–0.82) and a 61% reduction in SE (HR: 0.39, 95% CI: 0.20–0.78). Apixaban patients had a nonsignificant trend toward a lower risk of hemorrhagic stroke (HR: 0.77, 95% CI: 0.53–1.13) compared with warfarin patients (**Fig 2B**).

The incidence of stroke/SE was 3.5 and 5.3 per 100 person-years among the 2.5 mg BID apixaban and matched warfarin patients, respectively (**Table 3**).

The cumulative incidence of stroke/SE is shown in **Fig 3A**.

Compared with warfarin, 2.5 mg BID apixaban was associated with a 37% lower risk of stroke/SE (HR: 0.63, 95% CI: 0.49–0.81), driven by a 39% reduction in ischemic stroke (HR: 0.61, 95% CI: 0.46–0.80). Apixaban patients had a nonsignificant trend toward a lower risk of hemorrhagic stroke (HR: 0.62, 95% CI: 0.32–1.20) and SE (HR: 0.61, 95% CI: 0.23–1.62) compared with warfarin (**Fig 3B**).

Table 2. Number of events and incidence rates of clinical outcomes within 1 year for 5 mg BID apixaban and warfarin patients.

| | Warfarin Cohort | | 5 mg BID Apixaban Cohort | |
|---------------------------|---------------------|-----------------------------|--------------------------|-----------------------------|
| | n = 31,827 | | n = 31,827 | |
| | Patients With Event | Incidence Rate ^a | Patients With Event | Incidence Rate ^a |
| Stroke/SE | 440 | 3.04 | 299 | 2.15 |
| Ischemic stroke | 368 | 2.54 | 251 | 1.80 |
| Hemorrhagic stroke | 63 | 0.43 | 47 | 0.34 |
| SE | 29 | 0.20 | 11 | 0.08 |
| Major bleeding | 977 | 6.80 | 563 | 4.05 |
| Intracranial hemorrhage | 142 | 0.98 | 86 | 0.61 |
| Gastrointestinal bleeding | 476 | 3.29 | 288 | 2.07 |
| Other major bleeding | 436 | 3.01 | 232 | 1.66 |

^aEvent rates are shown per 100 person-years.

BID: twice daily; SE: systemic embolism.

<https://doi.org/10.1371/journal.pone.0191722.t002>

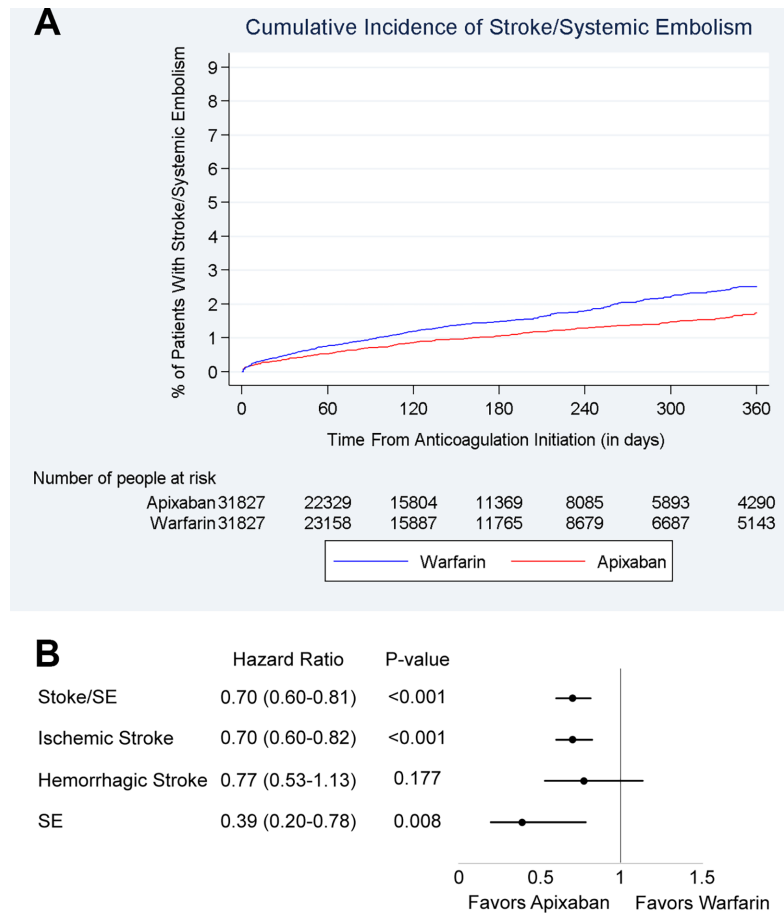


Fig 2. Cumulative incidence and hazard ratios of stroke/systemic embolism among 5 mg BID apixaban/warfarin patients. (A) Cumulative incidence of stroke/SE among propensity-score-matched 5 mg BID apixaban and warfarin patients. (B) Hazard ratios of stroke/SE for propensity-score-matched 5 mg BID apixaban and warfarin patients. BID, twice daily; stroke/SE, stroke/systemic embolism.

<https://doi.org/10.1371/journal.pone.0191722.g002>

Table 3. Number of events and incidence rates of clinical outcomes within 1 year for 2.5 mg BID apixaban and warfarin patients.

| | Warfarin Cohort n = 6600 | | 2.5 mg BID Apixaban Cohort n = 6600 | |
|---------------------------|-----------------------------|-----------------------------|---|-----------------------------|
| | Patients With Event | Incidence Rate ^a | Patients With Event | Incidence Rate ^a |
| Stroke/SE | 163 | 5.28 | 101 | 3.51 |
| Ischemic stroke | 136 | 4.40 | 82 | 2.84 |
| Hemorrhagic stroke | 23 | 0.74 | 13 | 0.45 |
| SE | 11 | 0.35 | 6 | 0.21 |
| Major bleeding | 326 | 10.64 | 188 | 6.56 |
| Intracranial hemorrhage | 54 | 1.73 | 29 | 1.00 |
| Gastrointestinal bleeding | 159 | 5.14 | 89 | 3.09 |
| Other bleeding | 136 | 4.39 | 86 | 2.98 |

^aEvent rates are shown per 100 person-years.
BID: twice daily; SE: systemic embolism.

<https://doi.org/10.1371/journal.pone.0191722.t003>

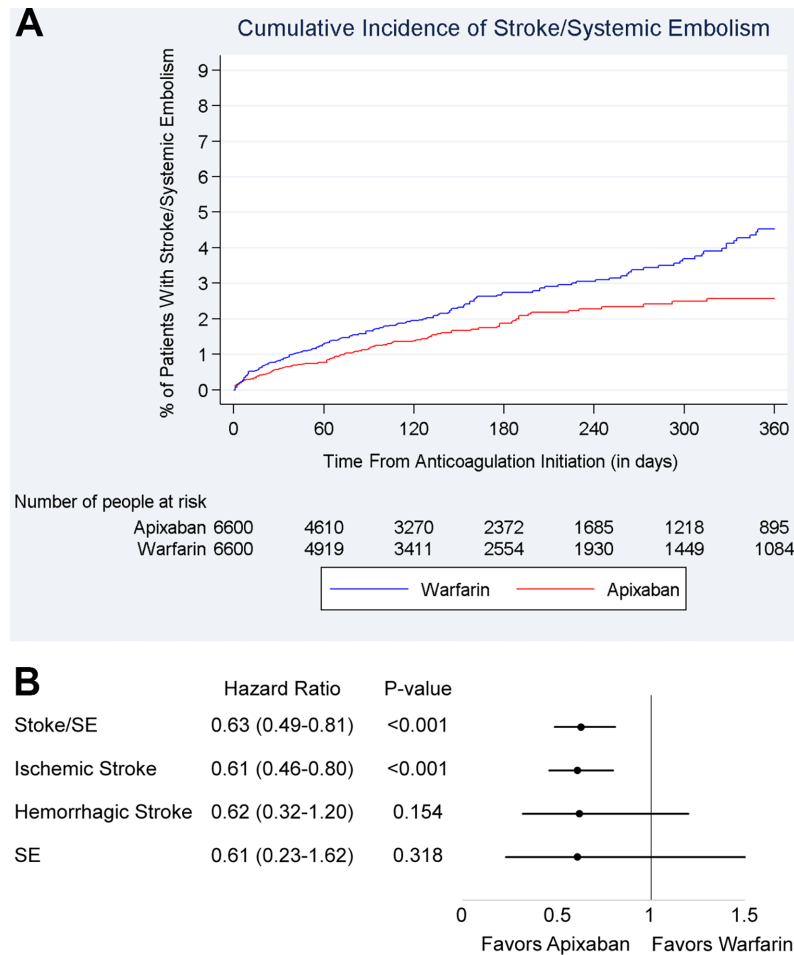


Fig 3. Cumulative incidence and hazard ratios of stroke/systemic embolism among 2.5 mg BID apixaban/warfarin patients. (A) Cumulative incidence of stroke/SE among propensity-score-matched 2.5 mg BID apixaban and warfarin patients. (B) Hazard ratios of stroke/SE for propensity-score-matched 2.5 mg BID apixaban and warfarin patients. Footnote: BID: twice daily; stroke/SE, stroke/systemic embolism.

<https://doi.org/10.1371/journal.pone.0191722.g003>

The incidence rate of major bleeding was lower among 5 mg BID apixaban patients compared with matched warfarin patients (4.1 vs 6.8 per 100 person-years). The cumulative incidence of major bleeding is shown in Fig 4A.

Patients prescribed 5 mg BID apixaban had a 41% lower risk of major bleeding (HR: 0.59, 95% CI: 0.53–0.66) within 1 year of treatment initiation compared with those prescribed warfarin. This reduced major bleeding risk was driven by a reduced risk of gastrointestinal bleeding (HR: 0.62, 95% CI: 0.54–0.72), intracranial hemorrhage (HR: 0.63, 95% CI: 0.48–0.82), and other major bleeding (HR: 0.55, 95% CI: 0.47–0.64) (Fig 4B).

The incidence of major bleeding was 6.6 and 10.6 per 100 person-years for 2.5 mg BID apixaban and matched warfarin patients, respectively (Table 3). The cumulative incidence of major bleeding is shown in Fig 5A.

Patients prescribed 2.5 mg BID apixaban were associated with a 41% lower risk of major bleeding (HR: 0.59, 95% CI: 0.49–0.71) within 1 year of treatment initiation, a 43% reduction in gastrointestinal bleeding (HR: 0.57, 95% CI: 0.44–0.75), 44% reduction in intracranial hemorrhage (HR: 0.56, 95% CI: 0.36–0.88), and 35% reduction in other major bleeding (HR: 0.65, 95% CI: 0.49–0.86) compared with those prescribed warfarin (Fig 5B).

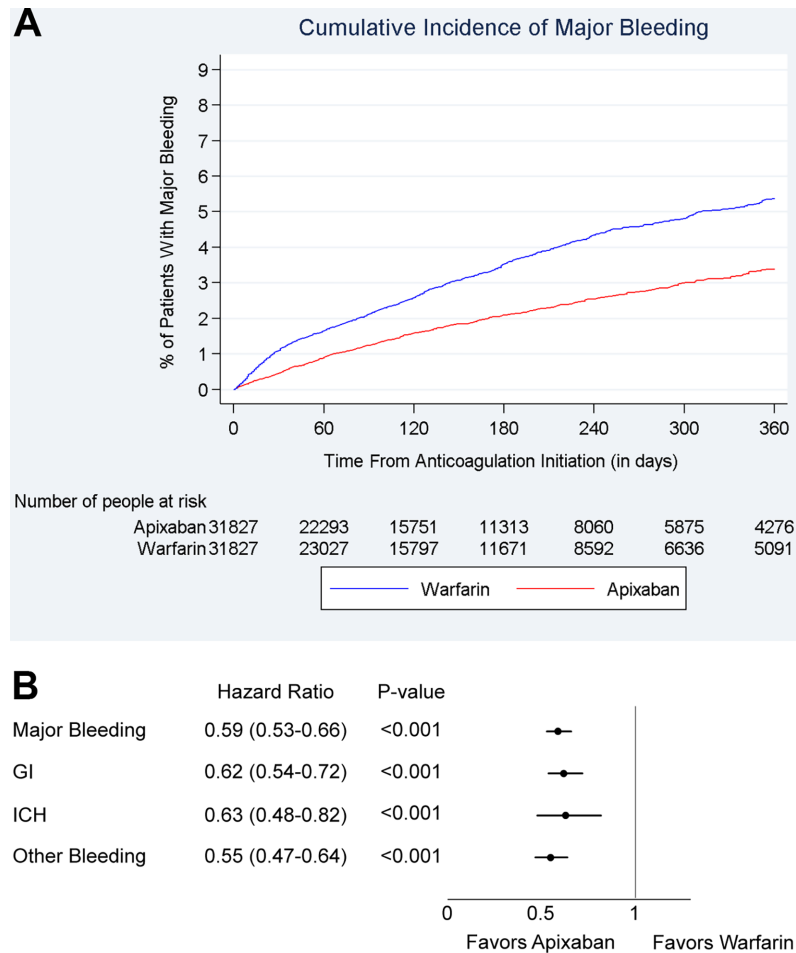


Fig 4. Cumulative incidence and hazard ratios of major bleeding among 5 mg BID apixaban and warfarin patients. (A) Cumulative incidence of major bleeding among propensity-score-matched 5 mg BID apixaban and warfarin patients. (B) Hazard ratio of major bleeding for propensity-score-matched 5 mg BID apixaban and warfarin patients. BID, twice daily.

<https://doi.org/10.1371/journal.pone.0191722.g004>

In a sensitivity analysis, the risk of major bleeding and stroke over the entire follow-up period was examined for both matched populations. Patients prescribed 5 mg BID apixaban had a significantly lower risk of stroke (HR: 0.70, 95% CI: 0.60–0.80) and major bleeding (HR: 0.59, 95% CI: 0.54–0.65) compared with warfarin. Patients prescribed 2.5 mg BID apixaban also had a significantly lower risk of stroke (HR: 0.64, 95% CI: 0.50–0.82) and major bleeding (HR: 0.63, 95% CI: 0.53–0.74) compared with those prescribed warfarin.

Discussion

In this real-world retrospective observational analysis, our principal findings are as follows: (I) patients prescribed 5 mg apixaban BID had different characteristics from those prescribed 2.5 mg BID apixaban, and (II) 5 mg BID and 2.5 mg BID apixaban were associated with significantly lower risk of stroke/SE and major bleeding compared with warfarin when assessed as 2 distinct patient populations. To our knowledge, this is the first dose-specific analysis comparing 5 mg BID and 2.5 mg BID apixaban with warfarin using US claims data.

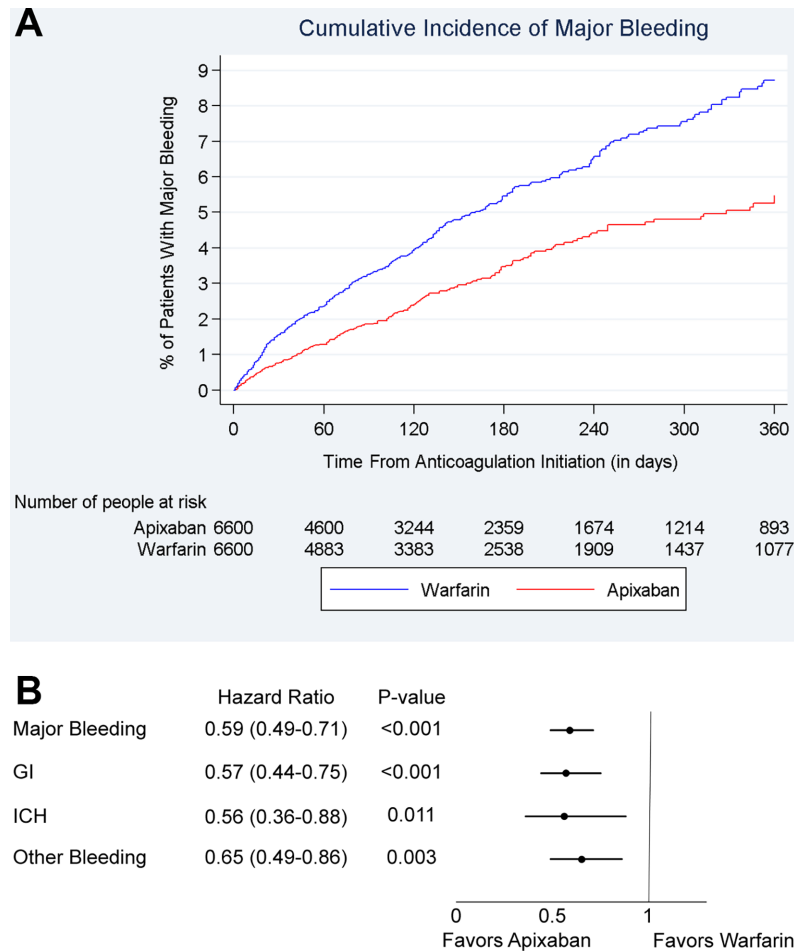


Fig 5. Cumulative incidence and hazard ratios of major bleeding among 2.5 mg BID apixaban and warfarin patients. (A) Cumulative incidence of major bleeding among propensity-score-matched 2.5 mg BID apixaban and warfarin patients. (B) Hazard ratio of major bleeding for propensity-score-matched 2.5 mg BID apixaban and warfarin patients. BID: twice daily; GI: gastrointestinal bleeding; ICH: intracranial hemorrhage.

<https://doi.org/10.1371/journal.pone.0191722.g005>

In the current study, baseline characteristics were compared between patients who took 5 mg BID apixaban and those who took 2.5 mg BID apixaban. Apixaban dosages were associated with markedly different patient characteristics. Patients prescribed apixaban 2.5 mg BID were substantially older, mostly women, had clinically more severe comorbidities, and were more likely to have a history of stroke and bleeding compared with those prescribed 5 mg BID apixaban. In addition, 2.5 mg BID apixaban patients were more than twice as likely to have renal disease compared with 5 mg BID apixaban patients. In this real-world study, 5 mg BID and 2.5 mg BID apixaban were observed to be used in the patient subgroups that differed widely in age and clinical characteristics. Although it cannot be ascertained from claims data whether dose selection matched the label-indicated criteria for 2.5 mg BID use, higher mean age and more prevalent renal disease in the 2.5 mg BID apixaban group were consistent with the criteria.

In the current study, 5 mg BID and 2.5 mg BID apixaban patients were associated with lower risks of stroke/SE and major bleeding compared with matched warfarin patients. These reductions were consistent for 5 mg BID and 2.5 mg BID apixaban compared with warfarin. Patients prescribed 5 mg BID apixaban had a 30% reduction in risk of stroke/SE compared with warfarin, and those prescribed 2.5 mg BID apixaban had a 37% reduction in risk for

stroke/SE. In addition, the safety analysis showed that 5 mg BID apixaban versus warfarin, and 2.5 mg BID apixaban versus warfarin, had the same magnitude of risk reduction (41%) for major bleeding. In the sensitivity analysis, the results were consistent when the entire follow-up period was used.

In the ARISTOTLE trial, apixaban use showed a 21% lower risk of stroke/SE and a 31% lower risk of major bleeding compared with warfarin use [5]. Although the ARISTOTLE trial did not evaluate stroke and major bleeding in 5 mg BID and 2.5 mg BID apixaban doses separately due to the small sample size of the latter group, previous ARISTOTLE trial subgroup analysis did not find a significant interaction between dose and treatment effect when evaluating stroke/SE and major bleeding [5].

In previously published US real-world studies, most apixaban dose-related analyses were treatment-by-dose interaction or sensitivity analysis with a 5 mg BID apixaban regimen restriction. In a recent publication using OptumLabs data, apixaban patients ($n = 7695$) were shown to have a significantly lower risk of stroke/SE and major bleeding compared with warfarin patients [12]. Subgroup analyses based on apixaban dose regimens indicated no significant treatment-by-dose interaction for stroke/SE ($p = 0.84$), but significant interaction for major bleeding ($p = 0.04$) [12]. In the OptumLabs study, 5 mg BID apixaban was associated with a 62% lower risk of major bleeding (HR: 0.38, 95% CI: 0.28–0.53) compared with warfarin. The HR for major bleeding risk between 2.5 mg BID apixaban and warfarin was <1 , but not statistically significant (HR: 0.74, 95% CI: 0.44–1.25), which may have been due to the small sample size of the 2.5 mg BID apixaban group ($n < 1400$) [12]. Another recent publication based on a pooled analysis of 4 US claims databases also found lower risk of stroke/SE and major bleeding in apixaban patients ($n = 38,470$, including 6568 on 2.5 mg BID) compared with warfarin patients. However, the subgroup interaction analysis on dose regimen did not result in statistically significant differences in the respective treatment effect between the 2 dose regimens [16]. In a sensitivity analysis of a recent comparative safety study using MarketScan data, 5 mg BID apixaban patients ($n = 5961$) had a 45% lower risk of major bleeding compared with warfarin patients (HR: 0.55; 95% CI: 0.39–0.77) [9].

Another recently published study using OptumLabs data [13] directly compared outcomes between patients treated with 5 mg BID apixaban and those treated with 2.5 mg BID apixaban, without including warfarin patients as a comparator group. Although data on patient body weight were not available and laboratory values on renal function were available only for approximately one-third of patients in this analysis, the findings suggest that NOAC dosing in real-world practice may be inconsistent with recommendations in drug labeling. In addition, dosing that is inconsistent with recommendations in labeling may impact outcomes. Among apixaban patients without a serum creatinine level ≥ 1.5 mg/dL (ie, without a renal indication for dose reduction), authors reported elevated risk of stroke/SE for those on 2.5 mg BID apixaban ($n = 550$) compared with those on 5 mg BID apixaban ($n = 550$; the 2 groups were matched with propensity score). This finding suggests the importance of appropriate dosing of apixaban according to its label. A limitation of the analysis was the relatively small sample size and corresponding low number of events (eg, the comparison described above was based on only 7 stroke/SE events).

The use of 2.5 mg BID apixaban is more prevalent in European countries (30% to 40%) compared with the United States (10% to 20%) [9, 11, 12, 15, 31–35]. Using the Danish National Patient Register databases, 2 recently published studies separately compared the effectiveness and safety of 5 mg BID apixaban ($n = 6349$) and 2.5 mg BID apixaban ($n = 4400$) with warfarin in Danish clinical practice [11, 15]. Inverse probability of treatment-weighted methods were used to control for differences in patient characteristics, but residual confounding may still exist as mentioned by the authors. An intent-to-treat approach was applied for all

endpoints in both studies without censoring the follow-up time when a patient discontinued index therapy or switched to a different therapy. The study comparing 2.5 mg BID apixaban with warfarin showed that patients prescribed 2.5 mg BID apixaban were older and had higher stroke and bleeding risk as measured by CHA₂DS₂-VASc and HAS-BLED scores [11]. In a study comparing 5 mg BID apixaban with warfarin, 5 mg BID apixaban was found to be associated with a lower risk of major bleeding but no significant difference in the risk of ischemic stroke/SE [15]. The analysis comparing 2.5 mg BID apixaban with warfarin did not find significant differences in the risk of ischemic stroke/SE and major bleeding between the 2 cohorts [11].

These findings from the Danish registries are somewhat different from our current study. The different findings may be related to the variance in patient population and prescription pattern (eg, the ratio of 5 mg BID and 2.5 mg BID apixaban patients was approximately 1.5:1 in Danish studies but approximately 5:1 in the current study), sample size (10,749 apixaban patients in Danish studies and 38,427 apixaban patients in the current study), endpoint selection (eg, ischemic stroke/SE vs stroke/SE as the primary effectiveness measure), and statistical methods (eg, inverse probability of treatment-weighted method vs PSM method, and whether censoring follow-up when discontinuation or switch occurred) [11, 15].

The similar effectiveness and safety outcomes being observed for the 5 mg BID and 2.5 mg BID of apixaban in this study do not indicate that the dose regimens should be considered therapeutically equivalent or interchangeable. Use of 2.5 mg BID apixaban should follow therapeutic labels. The unique patient characteristics associated with the 2.5 mg BID selection (older age and higher prevalence of renal disease) are likely important factors that helped achieve the lower risk of stroke/SE and major bleeding for 2.5 mg BID apixaban patients compared with warfarin in this study. These factors are generally consistent with prescribing information recommendations.

A key strength of this study is the size of the sample of patients we were able to obtain by pooling matched populations from 4 large, nationally representative US claims databases. By combining data sources, we were able to obtain a much larger sample size of apixaban patients than previously published studies, increasing the statistical power and allowing us to evaluate effectiveness and safety outcomes not only among patients with commonly used 5 mg BID apixaban but also among less prevalent 2.5 mg BID apixaban patients. The pooling of 4 data sources also improves the generalizability of our study findings. Furthermore, our study is the first analysis in which PSM was completed separately between each apixaban dose and warfarin.

Our study has several limitations. First, due to the retrospective observational design, results are estimates of statistical association, and no causal relationships should be inferred. PSM was applied to the cohorts to reduce confounding; however, residual confounding from unmeasured variables, such as over-the-counter use of aspirin or changes in warfarin dose, may remain. Laboratory data such as creatinine clearance levels or international normalized ratios were not comprehensively captured in the administrative claims data. We were not able to ascertain whether the dose selection matches the indicated criteria because information regarding body weight and serum creatinine was not available; however, the increased age and higher percentage of renal disease in the 2.5 mg BID apixaban group are consistent with the indicated criteria. Also, misclassification errors may have occurred because some ICD-9-CM codes may have been incorrectly recorded, misused, or never entered. This study included only treatment-naïve apixaban and warfarin patients to avoid potential confounding associated with therapy switch. Patients who switched from warfarin to apixaban may have done so due to poor quality of international normalized ratio control, which cannot be measured in the data source, or may be different from patients who continued using warfarin in other ways

that could introduce bias. Although the sample size used for this observational study is considerably larger than that of the 2.5 mg dosing group included in the ARISTOTLE trial (6,600 patients vs 428 patients, respectively), study results should be considered for hypothesis generation only and not be considered as conclusive [5].

Several limitations related to the data source were present in this analysis. Although overlapping at the health plan level is expected to be minimal across different health plans contributing data to any of the 4 databases, duplicate patient records may exist across the databases, especially between the 2 employer-based claims databases (MarketScan and PharMetrics); however, the percentage of those potential duplicates in a previously published pooled analysis of the 2 databases was estimated to be small (0.5%) and, therefore, not likely to affect the results [17]. There is also the potential for observed and unobserved heterogeneity among the 4 databases due to differences in health plans and patient populations covered in each database. To address this, PSM was conducted within each database prior to pooling the matched patient records across databases. In an exploratory analysis, the interaction terms between treatment effect and each database were not significant and the results were consistent across the 4 databases. Lastly, the data source did not comprehensively contain renal function laboratory values or body weight, and therefore it could not be fully ascertained whether patients met age, body weight, and creatinine level criteria for dose reduction, as defined in the ARISTOTLE trial and the prescribing information for apixaban [5]. Although some US data sources (particularly those linking or integrating data from both insurance claims and electronic medical records) may have comprehensive body weight and renal function laboratory values available, feasibility assessment and previous literature suggested that the sample size of 2.5 mg BID apixaban patients in those data sources would be quite small. For example, only 550 2.5 mg BID apixaban patients were included in a recently published propensity-score matched analysis using OptumLabs data [13]. The current study was conducted in an attempt to better understand characteristics and outcomes associated with 2.5 mg BID apixaban patients based on a large sample of those patients treated in US clinical practice.

Finally, this real-world study differs from clinical trials in several ways [36]. First, the identification of stroke/SE and major bleeding events was based on administrative claims and was not verified with a review of medical records; in contrast, these events were adjudicated in the ARISTOTLE trial [5]. Inclusion and exclusion criteria for the present real-world study were less stringent than those required in the clinical trial, and the patient sample size was larger. In addition, patients receiving warfarin in routine clinical practice may have had a reduced time in therapeutic range (TTR) compared to those in a clinical trial—potentially due to less frequent international normalized ratio (INR) monitoring and warfarin management—which may have led to higher rates of ischemic stroke and gastrointestinal bleeding observed in the present study versus those in the clinical trial setting [37]. Although INR values for patients receiving treatment with warfarin were not available in the databases used in this study, prior research using ARISTOTLE trial data has suggested that the treatment effects of apixaban compared with warfarin on stroke/SE and major bleeding appear similar across the range of predicted quality of INR control [38].

Conclusion

In this real-world study, 5 mg BID and 2.5 mg BID doses of apixaban were assessed for 2 patient groups that differed widely in age and clinical characteristics. Each apixaban dose was associated with a lower risk of stroke/SE and major bleeding compared with warfarin in the distinct population for which it is currently prescribed in US clinical practice. This study provides observational evidence to supplement the results of the ARISTOTLE trial, which found

no significant interaction between dose and treatment effect regarding stroke/SE and major bleeding [5]. To confirm the findings of this observational study, additional research should be performed using different data sources (ideally data sources with comprehensive body weight and renal function laboratory values) and larger patient sample sizes.

Supporting information

S1 Table. ICD-9-CM codes for stroke/systemic embolism and major bleeding endpoints.
(DOCX)

S2 Table. Baseline characteristics for 5 mg BID apixaban, 2.5 mg BID apixaban, and warfarin patients (prior to matching).
(DOCX)

Author Contributions

Conceptualization: Allison Keshishian, Melissa Hamilton, Ruslan Horblyuk, Kiran Gupta, Xuemei Luo, Keith Friend, Anagha Nadkarni, Gregory Y. H. Lip, Steve Deitelzweig.

Formal analysis: Allison Keshishian, Melissa Hamilton, Ruslan Horblyuk, Kiran Gupta, Xuemei Luo, Jack Mardekian, Keith Friend, Anagha Nadkarni, Xianying Pan, Gregory Y. H. Lip, Steve Deitelzweig.

Writing – original draft: Xiaoyan Li, Allison Keshishian, Keith Friend.

Writing – review & editing: Allison Keshishian, Melissa Hamilton, Ruslan Horblyuk, Kiran Gupta, Xuemei Luo, Jack Mardekian, Keith Friend, Anagha Nadkarni, Xianying Pan, Gregory Y. H. Lip, Steve Deitelzweig.

References

1. Gómez-Outes A, Suárez-Gea ML, Calvo-Rojas G, Lecumberri R, Rocha E, Pozo-Hernández C, et al. Discovery of anticoagulant drugs: a historical perspective. *Curr Drug Discov Technol*. 2012; 9: 83–104. PMID: [21838662](https://pubmed.ncbi.nlm.nih.gov/21838662/)
2. Mekaj YH, Mekaj AY, Duci SB, Miftari EI. New oral anticoagulants: their advantages and disadvantages compared with vitamin K antagonists in the prevention and treatment of patients with thromboembolic events. *Ther Clin Risk Manag*. 2015; 11: 967–977. <https://doi.org/10.2147/TCRM.S84210> PMID: [26150723](https://pubmed.ncbi.nlm.nih.gov/26150723/)
3. Connolly SJ, Ezekowitz MD, Yusuf S, Eikelboom J, Oldgren J, Parekh A, et al. Dabigatran versus warfarin in patients with atrial fibrillation. *N Engl J Med*. 2009; 361: 1139–1151. <https://doi.org/10.1056/NEJMoa0905561> PMID: [19717844](https://pubmed.ncbi.nlm.nih.gov/19717844/)
4. Giugliano RP, Ruff CT, Braunwald E, Murphy SA, Wiviott SD, Halperin JL, et al. Edoxaban versus warfarin in patients with atrial fibrillation. *N Engl J Med*. 2013; 369: 2093–2104. <https://doi.org/10.1056/NEJMoa1310907> PMID: [24251359](https://pubmed.ncbi.nlm.nih.gov/24251359/)
5. Granger CB, Alexander JH, McMurray JJ, Lopes RD, Hylek EM, Hanna M, et al. Apixaban versus warfarin in patients with atrial fibrillation. *N Engl J Med*. 2011; 365: 981–992. <https://doi.org/10.1056/NEJMoa1107039> PMID: [21870978](https://pubmed.ncbi.nlm.nih.gov/21870978/)
6. Patel MR, Mahaffey KW, Garg J, Pan G, Singer DE, Hacke W, et al. Rivaroxaban versus warfarin in nonvalvular atrial fibrillation. *N Engl J Med*. 2011; 365: 883–891. <https://doi.org/10.1056/NEJMoa1009638> PMID: [21830957](https://pubmed.ncbi.nlm.nih.gov/21830957/)
7. January CT, Wann LS, Alpert JS, Calkins H, Cigarroa JE, Cleveland JC Jr., et al. 2014 AHA/ACC/HRS guideline for the management of patients with atrial fibrillation: a report of the American College of Cardiology/American Heart Association Task Force on practice guidelines and the Heart Rhythm Society. *Circulation*. 2014; 130: e199–e267. <https://doi.org/10.1161/CIR.000000000000041> PMID: [24682347](https://pubmed.ncbi.nlm.nih.gov/24682347/)
8. Alexander JH, Andersson U, Lopes RD, Hijazi Z, Hohnloser SH, Ezekowitz JA, et al. Apixaban 5 mg Twice Daily and Clinical Outcomes in Patients With Atrial Fibrillation and Advanced Age, Low Body Weight, or High Creatinine: A Secondary Analysis of a Randomized Clinical Trial. *JAMA Cardiol*. 2016; 1: 673–681. <https://doi.org/10.1001/jamacardio.2016.1829> PMID: [27463942](https://pubmed.ncbi.nlm.nih.gov/27463942/)

9. Lip GY, Keshishian A, Kamble S, Pan X, Mardekian J, Horblyuk R, et al. Real-world comparison of major bleeding risk among non-valvular atrial fibrillation patients initiated on apixaban, dabigatran, rivaroxaban, or warfarin. A propensity score matched analysis. *Thromb Haemost*. 2016; 116: 975–986. <https://doi.org/10.1160/TH16-05-0403> PMID: 27538358
10. Lip GY, Pan X, Kamble S, Kawabata H, Mardekian J, Masseria C, et al. Major bleeding risk among non-valvular atrial fibrillation patients initiated on apixaban, dabigatran, rivaroxaban or warfarin: a "real-world" observational study in the United States. *Int J Clin Pract*. 2016; 70: 752–763. <https://doi.org/10.1111/ijcp.12863> PMID: 27550177
11. Nielsen PB, Skjøth F, Sogaard M, Kjaeldgaard JN, Lip GY, Larsen TB. Effectiveness and safety of reduced dose non-vitamin K antagonist oral anticoagulants and warfarin in patients with atrial fibrillation: propensity weighted nationwide cohort study. *BMJ*. 2017; 356: j510. <https://doi.org/10.1136/bmj.j510> PMID: 28188243
12. Yao X, Abraham NS, Sangaralingham LR, Bellolio MF, McBane RD, Shah ND, et al. Effectiveness and safety of dabigatran, rivaroxaban, and apixaban versus warfarin in nonvalvular atrial fibrillation. *J Am Heart Assoc*. 2016; 5: pii: e003725. doi: 003710.001161/JAHA.003116.003725.
13. Yao X, Shah ND, Sangaralingham LR, Gersh BJ, Noseworthy PA. Non-Vitamin K Antagonist Oral Anticoagulant Dosing in Patients With Atrial Fibrillation and Renal Dysfunction. *J Am Coll Cardiol*. 2017; 69: 2779–2790. <https://doi.org/10.1016/j.jacc.2017.03.600> PMID: 28595692
14. Olesen JB, Lip GY, Kamper AL, Hommel K, Kober L, Lane DA, et al. Stroke and bleeding in atrial fibrillation with chronic kidney disease. *N Engl J Med*. 2012; 367: 625–635. <https://doi.org/10.1056/NEJMoa1105594> PMID: 22894575
15. Larsen TB, Skjøth F, Nielsen PB, Kjaeldgaard JN, Lip GY. Comparative effectiveness and safety of non-vitamin K antagonist oral anticoagulants and warfarin in patients with atrial fibrillation: propensity weighted nationwide cohort study. *BMJ*. 2016; 353: i3189. <https://doi.org/10.1136/bmj.i3189> PMID: 27312796
16. Li XS, Deitelzweig S, Keshishian A, Hamilton M, Horblyuk R, Gupta K, et al. Effectiveness and safety of apixaban versus warfarin in non-valvular atrial fibrillation patients in "real-world" clinical practice. A propensity-matched analysis of 76,940 patients. *Thromb Haemost*. 2017; 117: 1072–1082. <https://doi.org/10.1160/TH17-01-0068> PMID: 28300870
17. Broder MS, Neary MP, Chang E, Cherepanov D, Katznelson L. Treatments, complications, and health-care utilization associated with acromegaly: a study in two large United States databases. *Pituitary*. 2014; 17: 333–341. <https://doi.org/10.1007/s11102-013-0506-0> PMID: 24037646
18. Guerin A, Sasane M, Zhang J, Culver KW, Dea K, Nitulescu R, et al. Brain metastases in patients with ALK+ non-small cell lung cancer: clinical symptoms, treatment patterns and economic burden. *J Med Econ*. 2015; 18: 312–322. <https://doi.org/10.3111/13696998.2014.1003644> PMID: 25565443
19. Kim SC, Solomon DH, Rogers JR, Gale S, Kleerman M, Sarsour K, et al. Cardiovascular Safety of Tocilizumab Versus Tumor Necrosis Factor Inhibitors in Patients With Rheumatoid Arthritis: A Multi-Database Cohort Study. *Arthritis Rheumatol*. 2017; 69: 1154–1164. <https://doi.org/10.1002/art.40084> PMID: 28245350
20. Pelton SI, Weycker D, Farkouh RA, Strutton DR, Shea KM, Edelsberg J. Risk of pneumococcal disease in children with chronic medical conditions in the era of pneumococcal conjugate vaccine. *Clin Infect Dis*. 2014; 59: 615–623. <https://doi.org/10.1093/cid/ciu348> PMID: 24825867
21. Seeger JD, Bykov K, Bartels DB, Huybrechts K, Zint K, Schneeweiss S. Safety and effectiveness of dabigatran and warfarin in routine care of patients with atrial fibrillation. *Thromb Haemost*. 2015; 114: 1277–1289. <https://doi.org/10.1160/TH15-06-0497> PMID: 26446507
22. Sun P, Kohrman M, Liu J, Guo A, Rogerio J, Krueger D. Outcomes of resecting subependymal giant cell astrocytoma (SEGA) among patients with SEGA-related tuberous sclerosis complex: a national claims database analysis. *Curr Med Res Opin*. 2012; 28: 657–663. <https://doi.org/10.1185/03007995.2012.658907> PMID: 22375958
23. Weycker D, Li X, Barron R, Wu H, Morrow PK, Xu H, et al. Importance of Risk Factors for Febrile Neutropenia Among Patients Receiving Chemotherapy Regimens Not Classified as High-Risk in Guidelines for Myeloid Growth Factor Use. *J Natl Compr Canc Netw*. 2015; 13: 979–986. PMID: 26285243
24. Jensen PN, Johnson K, Floyd J, Heckbert SR, Carnahan R, Dublin S. A systematic review of validated methods for identifying atrial fibrillation using administrative data. *Pharmacoepidemiol Drug Saf*. 2012; 21 Suppl 1: 141–147.
25. Cunningham A, Stein CM, Chung CP, Daugherty JR, Smalley WE, Ray WA. An automated database case definition for serious bleeding related to oral anticoagulant use. *Pharmacoepidemiol Drug Saf*. 2011; 20: 560–566. <https://doi.org/10.1002/pds.2109> PMID: 21387461
26. Thigpen JL, Dillon C, Forster KB, Henault L, Quinn EK, Tripodis Y, et al. Validity of international classification of disease codes to identify ischemic stroke and intracranial hemorrhage among individuals with

- associated diagnosis of atrial fibrillation. *Circ Cardiovasc Qual Outcomes*. 2015; 8: 8–14. <https://doi.org/10.1161/CIRCOUTCOMES.113.000371> PMID: 25587093
27. Lip GY, Nieuwlaat R, Pisters R, Lane DA, Crijns HJ. Refining clinical risk stratification for predicting stroke and thromboembolism in atrial fibrillation using a novel risk factor-based approach: the euro heart survey on atrial fibrillation. *Chest*. 2010; 137: 263–272. <https://doi.org/10.1378/chest.09-1584> PMID: 19762550
 28. Pisters R, Lane DA, Nieuwlaat R, de Vos CB, Crijns HJ, Lip GY. A novel user-friendly score (HAS-BLED) to assess 1-year risk of major bleeding in patients with atrial fibrillation: the Euro Heart Survey. *Chest*. 2010; 138: 1093–1100. <https://doi.org/10.1378/chest.10-0134> PMID: 20299623
 29. Austin PC. The use of propensity score methods with survival or time-to-event outcomes: reporting measures of effect similar to those used in randomized experiments. *Stat Med*. 2014; 33: 1242–1258. <https://doi.org/10.1002/sim.5984> PMID: 24122911
 30. Austin PC. Balance diagnostics for comparing the distribution of baseline covariates between treatment groups in propensity-score matched samples. *Stat Med*. 2009; 28: 3083–3107. <https://doi.org/10.1002/sim.3697> PMID: 19757444
 31. Forslund T, Wettermark B, Andersen M, Hjemdahl P. Stroke and bleeding with non-vitamin K antagonist oral anticoagulant or warfarin treatment in patients with non-valvular atrial fibrillation: a population-based cohort study. *Europace*. 2017; <https://doi.org/10.1093/europace/euw1416> [Epub ahead of print].
 32. Halvorsen S, Ghanima W, Frøde Tvete I, Hoxmark C, Falck P, Solli O, et al. A nationwide registry study to compare bleeding rates in patients with atrial fibrillation being prescribed oral anticoagulants. *Eur Heart J Cardiovasc Pharmacother*. 2017; 3: 28–36. <https://doi.org/10.1093/ehjcvp/pvw031> PMID: 27680880
 33. Hohnloser SH, Basic E, Nabauer M. Comparative risk of major bleeding with new oral anticoagulants (NOACs) and phenprocoumon in patients with atrial fibrillation: a post-marketing surveillance study. *Clin Res Cardiol*. 2017; 106: 618–628. <https://doi.org/10.1007/s00392-017-1098-x> PMID: 28293797
 34. Lamberts M, Staerk L, Olesen JB, Fosbøl EL, Hansen ML, Harboe L, et al. Major bleeding complications and persistence with oral anticoagulation in non-valvular atrial fibrillation: contemporary findings in real-life Danish patients. *J Am Heart Assoc*. 2017; 6: pii: e004517. doi: 004510.001161/JAHA.004116.004517.
 35. Staerk L, Fosbøl EL, Lip GYH, Lamberts M, Bonde AN, Torp-Pedersen C, et al. Ischaemic and haemorrhagic stroke associated with non-vitamin K antagonist oral anticoagulants and warfarin use in patients with atrial fibrillation: a nationwide cohort study. *Eur Heart J*. 2017; 38: 907–915. <https://doi.org/10.1093/eurheartj/ehw496> PMID: 27742807
 36. Freedman B, Lip GY. "Unreal world" or "real world" data in oral anticoagulant treatment of atrial fibrillation. *Thromb Haemost*. 2016; 116: 587–589. <https://doi.org/10.1160/TH16-08-0658> PMID: 27580884
 37. van Walraven C, Jennings A, Oake N, Fergusson D, Forster AJ. Effect of study setting on anticoagulation control: a systematic review and metaregression. *Chest*. 2006; 129: 1155–1166. <https://doi.org/10.1378/chest.129.5.1155> PMID: 16685005
 38. Wallentin L, Lopes RD, Hanna M, Thomas L, Hellkamp A, Nepal S, et al. Efficacy and safety of apixaban compared with warfarin at different levels of predicted international normalized ratio control for stroke prevention in atrial fibrillation. *Circulation*. 2013; 127: 2166–2176. <https://doi.org/10.1161/CIRCULATIONAHA.112.142158> PMID: 23640971