



Identifying sex-specific differences in the carotid revascularisation literature: findings from a scoping review

Vignan Yogendrakumar ¹, Michel Shamy,¹ Brian Dewar,¹ Dean A Fergusson,² Dar Dowlatshahi,¹ Candyce Hamel,² Sophia Gocan,³ Mark Fedyk ⁴, Jean-Louis Mas,⁵ Peter Rothwell,⁶ Virginia Howard,⁷ Olena Bereznyakova,⁸ On behalf of the WoW-CAD Investigators

To cite: Yogendrakumar V, Shamy M, Dewar B, *et al.* Identifying sex-specific differences in the carotid revascularisation literature: findings from a scoping review. *Stroke & Vascular Neurology* 2021;**6**: e000744. doi:10.1136/svn-2020-000744

► Additional material is published online only. To view please visit the journal online (<http://dx.doi.org/10.1136/svn-2020-000744>).

Received 9 November 2020
Revised 9 December 2020
Accepted 2 January 2021
Published Online First
29 March 2021

ABSTRACT

Objective No systematic review of the literature has dedicated itself to looking at the management of symptomatic carotid stenosis in female patients. In this scoping review, we aimed to identify all randomised controlled trials (RCTs) that reported sex-specific outcomes for patients who underwent carotid revascularisation, and determine whether sufficient information is reported within these studies to assess short-term and long-term outcomes in female patients.

Design, setting and participants We systematically searched Medline, Embase, Pubmed and Cochrane libraries for RCTs published between 1991 and 2020 that included female patients and compared either endarterectomy with stenting, or any revascularisation (endarterectomy or stenting) with medical therapy in patients with symptomatic high-grade (>50%) carotid stenosis.

Results From 1537 references examined, 27 eligible studies were identified. Sex-specific outcomes were reported in 13 studies. Baseline patient characteristics of enrolled female patients were reported in 2 of those 13 studies. Common outcomes reported included stroke and death, however, there was significant heterogeneity in the reporting of both periprocedural and long-term outcomes. Sex-specific differences relating to the degree of stenosis and time from index event to treatment are largely limited to studies comparing endarterectomy to medical therapy. Adverse events were not reported by sex.

Conclusions Only half of the previously published RCTs and systematic reviews report sex-specific outcomes. Detailed analyses on the results of carotid artery intervention for female patients with symptomatic stenosis are limited.

of the major trials, there has been, in general, an under-representation of female patients within carotid stenosis trials. A failure to see an interaction effect may therefore reflect inadequate statistical power.⁶ This has led to the proposal of novel randomised controlled trials (RCTs) of carotid revascularisation versus best medical therapy (BMT) in women only.² These RCTs would randomise female patients away from standard-of-care interventions and would need to have a strong scientific foundation to be ethically justifiable.

While prior systematic reviews have looked at sex-based differences in carotid stenosis management, they have focused on carotid endarterectomy (CEA) in asymptomatic and symptomatic patients, or included non-randomised data, resulting in heterogeneous findings. No systematic review has yet addressed the optimal management (CEA, carotid stenting (CAS) or BMT) of female patients with recently symptomatic high-grade carotid stenosis.

The goal of this scoping review is to determine whether the benefit of carotid revascularisation in female patients can be reliably assessed using existing RCT data, and whether there are sufficient data on outcomes to assess the need for future trials.

METHODS

The authors declare that all supporting data and methodological detail are available within the article and online-only supplement. The protocol for this study was previously published,⁷ and this study complies with the Preferred Reporting Items for Systematic Reviews and Meta-Analyses extension statement for scoping reviews.⁸ As a scoping review, our aim was to identify publications of RCTs or related material (systematic reviews, meta-analyses) that reported sex-specific data in relation to the management

INTRODUCTION

Carotid revascularisation can benefit select patients with symptomatic carotid stenosis. However, there is debate within the community regarding the degree of benefit observed in female patients.^{1,2} Interpretation of extant trial data is challenging, as the trials were not designed to study sex differences, and it is unknown whether observed differences reflect true biological differences or relate to study sampling.^{3–5} In addition, while interaction terms have been non-significant in many



© Author(s) (or their employer(s)) 2021. Re-use permitted under CC BY-NC. No commercial re-use. See rights and permissions. Published by BMJ.

For numbered affiliations see end of article.

Correspondence to

Dr Michel Shamy;
mshamy@toh.ca

Table 1 List of studies with sex-specific outcomes

Study	Female/male	Interventions	Per cent stenosis	Outcome(s) assessed
ECST ¹¹	850/2168	CEA/BMT	0%–99%	Model of stroke-free life expectancy stratified by age and per cent stenosis
NASCET ¹²	873/2012	CEA/BMT	>70%; 50%–69%; <50%	5-year risk of ipsilateral stroke stratified by per cent stenosis
SPACE ^{13 14}	338/858	CEA/CAS	>50%	<ul style="list-style-type: none"> ▶ 30-day risk of death of any cause, ipsilateral stroke or haemorrhage ▶ 30-day risk of stroke and death and 2-year risk of ipsilateral ischaemic stroke (combined)
EVA-3S ¹⁵	130/397	CEA/CAS	>60%	30-day risk of death, any stroke and 4-year risk of ipsilateral stroke (combined)
CAVATAS ¹⁶	152/352	CEA/CAS	>60%	8-year risk of any stroke or perioperative death (combined)
ICSS ¹⁷	503/1207	CEA/CAS	>50%	120-day risk of stroke, death or myocardial infarction (combined)
CREST ^{3 18}	872/1630	CEA/CAS	>50% >60%	<ul style="list-style-type: none"> ▶ 30-day risk of myocardial infarction, stroke or death ▶ 4-year risk of myocardial infarction, stroke or death ▶ 30-day (myocardial infarction, stroke or death) and 10-year risk of ipsilateral stroke (combined)
Pooled individual patient data meta-analysis				
NASCET and ECST ^{4 5}	1718/4175	CEA/BMT	>50%	<ul style="list-style-type: none"> ▶ 5-year relative risk of ipsilateral ischaemic stroke or death, stratified by time from last symptomatic event to randomisation ▶ 5-year risk of stroke and death in surgery patients, stratified by per cent stenosis and time from last symptomatic event to randomisation ▶ 5-year risk of ipsilateral ischaemic stroke and any stroke or death within 30 days of randomisation (combined) ▶ 5-year risk of ipsilateral ischaemic stroke and any stroke or death within 30 days of randomisation (combined), stratified by per cent stenosis
EVA-3S, SPACE, ICSS, CREST trials ⁹	1437/3317	CEA/CAS	Multiple thresholds	<ul style="list-style-type: none"> ▶ 120-day risk of any stroke or death and 5-year risk of ipsilateral stroke (combined) ▶ 5-year risk of ipsilateral stroke
EVA-3S, SPACE, BACASS, ICSS, CREST trials ¹⁰	1466/3395	CEA/CAS	Multiple thresholds	30-day risk of death or any stroke (combined)

BACASS, Basel Carotid Artery Stenting Study; BMT, best medical therapy; CAS, carotid artery stenting; CAVATAS, Carotid And Vertebral Artery Transluminal Angioplasty Study; CEA, carotid endarterectomy; CREST, Carotid Revascularisation Endarterectomy Versus Stenting Trial; ECST, European Carotid Surgery Trial; EVA-3S, Endarterectomy Versus Angioplasty in Patients with Symptomatic Severe Carotid Stenosis; ICSS, International Carotid Stenting Study; NASCET, North American Symptomatic Carotid Endarterectomy Trial; SPACE, Stent-Supported Percutaneous Angioplasty of the Carotid Artery Versus Endarterectomy.

of symptomatic carotid stenosis (surgical intervention (CEA, CAS) and/or BMT). Symptomatic stenosis was defined as carotid narrowing greater than 50% (or equivalent measurement) associated with an ipsilateral transient ischemic attack (TIA), amaurosis fugax or stroke.

We relied on individual trial reporting of carotid stenosis and outcomes, or summary analysis reported by systematic reviews. Four databases were searched: Ovid Medline, Embase, PubMed and the Cochrane Library on Wiley from 1991 to 2018, as per our protocol⁷ with an updated

search of Ovid Medline from 2018 to 2020 (search terms are listed in online supplemental table I). We collected publication information, study population information, severity of ipsilateral carotid stenosis, type of ipsilateral event, treatment allocation, follow-up time and outcome data. These results were described qualitatively. As per scoping review guidelines, a formal assessment of methodological quality was not performed.⁸

RESULTS

We identified 13 studies reporting sex-specific outcomes (table 1 and online supplemental figure 1 and table II) representing eight RCTs, three individual patient-data meta-analyses and 3184 female patients.^{3 4 9–18} Inclusion criteria were largely consistent across studies with the majority recruiting symptomatic patients (TIA, non-disabling ipsilateral stroke or retinal infarction), with carotid stenosis >50% based on either North American Symptomatic Carotid Endarterectomy Trial (NASCET) Collaborators or European Carotid Surgery Trialists' (ESCT) Collaborative Group criteria. Asymptomatic patients were also recruited in Carotid Revascularisation Endarterectomy Versus Stenting Trial (CREST).³ Baseline patient characteristics by sex were reported in two sub-analyses of the NASCET and CREST (online supplemental table III).^{3 12} Individual patient data meta-analyses that compared CEA to BMT⁴ or CEA to CAS^{9 10} did not evaluate sex-specific baseline characteristics.

Commonly reported outcomes included stroke (any or ipsilateral), death (any cause) or a combination thereof. The timepoints at which these outcomes were evaluated varied widely from trial to trial. Individual trials reported a range of follow-up times for long-term outcomes (2–10 years), often combining these measures with periprocedural events (30-day events; figure 1). A Cochrane analysis

comparing CEA to CAS was able to assess 30-day periprocedural risk of death and stroke by acquiring individual patient data from five trials.¹⁰ Sex-specific assessments of long-term outcomes were largely limited to 5-year risk of stroke (ipsilateral or any)±death.^{4 5 9} Sex-specific differences relating to the degree of stenosis were only reported in studies comparing CEA to BMT.^{4 5}

Overall, the individual patient data meta-analysis of NASCET and ESCT reported a lower absolute risk (ARR) for 5-year stroke and periprocedural death with CEA in women compared with men (2.8% (2.2–7.8) vs 11.0% (7.6–14.4)).⁵ When stratified by per cent stenosis, women with ≥70% benefited from the procedure (ARR: 9.9%), while those with 50%–69% stenosis did not. A similar pattern was observed with time to procedure: only women who had a CEA performed within 2 weeks of the index event had a significant reduction in recurrent stroke.⁴ Comparing CEA to CAS at 30 days, there was a non-significant trend towards an increased hazard with CAS.¹⁰ No study compared CAS to BMT. Adverse events were not reported by sex.

DISCUSSION

We sought to perform a scoping review of the literature to determine the type and amount of information available relating to different management strategies for female patients with symptomatic carotid stenosis. Individual patient data analyses from high quality trials have reported on female outcomes for only select comparisons (CEA to BMT and CEA to CAS) in relation to specific outcome measures, (eg, 30-day outcome and 5-year ipsilateral stroke). No conclusions can be drawn about CAS versus CEA, or in relation to per cent stenosis or time to treatment. However, our appraisal of data available within individual trials indicates that a detailed, aggregated

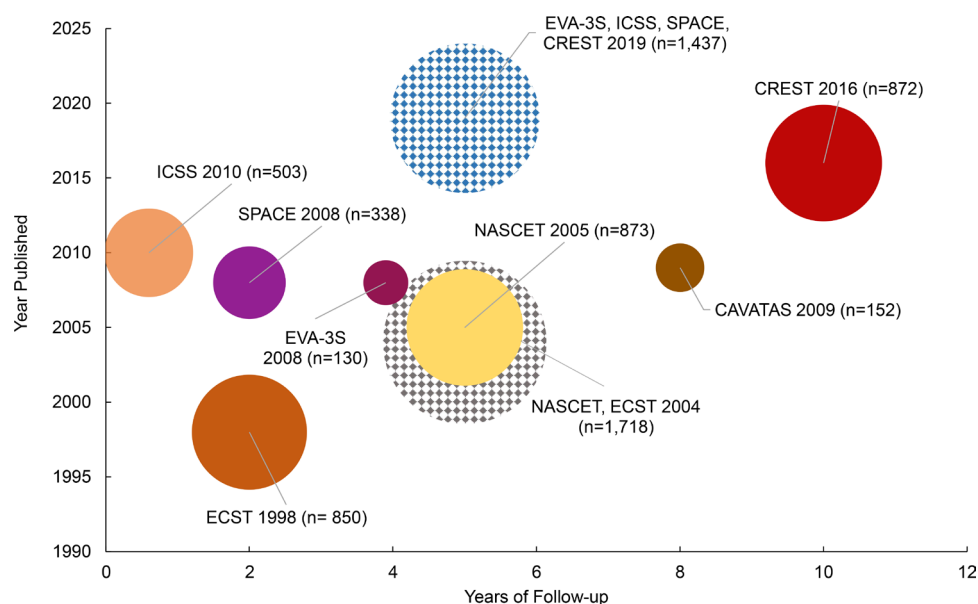


Figure 1 Sex-specific long-term outcomes. n represents the number of female patients. Pattern areas represent pooled individual patient data analysis.

subgroup analysis in female compared to male patients is possible (table 1 and online supplemental table II). We contend that such an analysis would be necessary before female-only RCTs of carotid revascularisation are considered. A trial that would randomise female patients with symptomatic carotid stenosis away from standard revascularisation would need a strong scientific argument to be ethically justified,¹⁹ and we believe our scoping review demonstrates that more work is needed to draw any conclusions from the available scientific evidence.

Author affiliations

¹Department of Medicine, Division of Neurology and Ottawa Hospital Research Institute, University of Ottawa, Ottawa, Ontario, Canada

²Epidemiology Program, Ottawa Hospital Research Institute, Ottawa, Ontario, Canada

³Stroke Prevention Clinic, Ottawa Hospital, Ottawa, Ontario, Canada

⁴Bioethics Program, UC Davis Department of Medicine, Sacramento, California, USA

⁵Université Paris Descartes Faculté de Médecine Site Cochin, Paris, Île-de-France, France

⁶Service de Neurologie, Hôpital Sainte-Anne, Paris, France

⁷The University of Alabama at Birmingham School of Medicine, Birmingham, Alabama, USA

⁸School of Public Health, University of Alabama at Birmingham, Birmingham, Alabama, USA

Contributors Study was designed and conceptualised by VY, MS and OB. Search and screening was performed by BD, CH and OB. Manuscript was drafted by VY. Critical manuscript revision was performed by DD, SG, MF, PR and VH for intellectual content.

Funding This work is funded by grants from the Heart and Stroke Foundation of Canada (Seed Catalyst Grant for Women's Health; no award/grant number) and the Department of Medicine, University of Ottawa.

Competing interests None declared.

Patient consent for publication Not required.

Provenance and peer review Not commissioned; externally peer reviewed.

Open access This is an open access article distributed in accordance with the Creative Commons Attribution Non Commercial (CC BY-NC 4.0) license, which permits others to distribute, remix, adapt, build upon this work non-commercially, and license their derivative works on different terms, provided the original work is properly cited, appropriate credit is given, any changes made indicated, and the use is non-commercial. See: <http://creativecommons.org/licenses/by-nc/4.0/>.

ORCID iDs

Vignan Yogendrakumar <http://orcid.org/0000-0001-8814-6853>

Mark Fedyk <http://orcid.org/0000-0002-0815-662X>

REFERENCES

- 1 Brown MM, Raine R. Should sex influence the choice between carotid stenting and carotid endarterectomy? *Lancet Neurol* 2011;10:494–7.
- 2 Marulanda-Londoño E, Chaturvedi S. Carotid stenosis in women: time for a reappraisal. *Stroke Vasc Neurol* 2016;1:192–6.
- 3 Howard VJ, Lutsep HL, Mackey A, et al. Influence of sex on outcomes of stenting versus endarterectomy: a subgroup analysis of the carotid revascularization endarterectomy versus stenting trial (crest). *Lancet Neurol* 2011;10:530–7.
- 4 Rothwell PM, Eliasziw M, Gutnikov SA, et al. Sex difference in the effect of time from symptoms to surgery on benefit from carotid endarterectomy for transient ischemic attack and nondisabling stroke. *Stroke* 2004;35:2855–61.
- 5 Rothwell PM, Eliasziw M, Gutnikov SA, et al. Endarterectomy for symptomatic carotid stenosis in relation to clinical subgroups and timing of surgery. *Lancet* 2004;363:915–24.
- 6 Rothwell PM. Treating individuals 2. subgroup analysis in randomised controlled trials: importance, indications, and interpretation. *Lancet* 2005;365:176–86.
- 7 Bereznyakova O, Dewar B, Dowlatshahi D, et al. Benefit of carotid revascularisation for women with symptomatic carotid stenosis: protocol for a systematic review. *BMJ Open* 2019;9:e032140.
- 8 Tricco AC, Lillie E, Zarin W, et al. PRISMA extension for scoping reviews (PRISMA-ScR): checklist and explanation. *Ann Intern Med* 2018;169:467–73.
- 9 Brott TG, Calvet D, Howard G, et al. Long-Term outcomes of stenting and endarterectomy for symptomatic carotid stenosis: a preplanned pooled analysis of individual patient data. *Lancet Neurol* 2019;18:348–56.
- 10 Müller MD, Lyrer P, Brown MM, et al. Carotid artery stenting versus endarterectomy for treatment of carotid artery stenosis. *Cochrane Database Syst Rev* 2020;2:CD000515.
- 11 European Carotid Surgery Trialists' Collaborative Group. Randomised trial of endarterectomy for recently symptomatic carotid stenosis: final results of the MRC European carotid surgery trial (ECST). *Lancet* 1998;351:1379–87.
- 12 Alamowitch S, Eliasziw M, Barnett HJM, et al. The risk and benefit of endarterectomy in women with symptomatic internal carotid artery disease. *Stroke* 2005;36:27–31.
- 13 Ringleb PA, Allenberg J, et al, SPACE Collaborative Group. 30 day results from the space trial of stent-protected angioplasty versus carotid endarterectomy in symptomatic patients: a randomised non-inferiority trial. *Lancet* 2006;368:1239–47.
- 14 Eckstein H-H, Ringleb P, Allenberg J-R, et al. Results of the Stent-Protected angioplasty versus carotid endarterectomy (space) study to treat symptomatic stenoses at 2 years: a multinational, prospective, randomised trial. *Lancet Neurol* 2008;7:893–902.
- 15 Mas J-L, Trinquart L, Leys D, et al. Endarterectomy versus angioplasty in patients with symptomatic severe carotid stenosis (EVA-3S) trial: results up to 4 years from a randomised, multicentre trial. *Lancet Neurol* 2008;7:885–92.
- 16 Ederle J, Bonati LH, Dobson J, et al. Endovascular treatment with angioplasty or stenting versus endarterectomy in patients with carotid artery stenosis in the carotid and vertebral artery transluminal angioplasty study (CAVATAS): long-term follow-up of a randomised trial. *Lancet Neurol* 2009;8:898–907.
- 17 Ederle J, Dobson J, et al, International Carotid Stenting Study investigators. Carotid artery stenting compared with endarterectomy in patients with symptomatic carotid stenosis (International carotid stenting study): an interim analysis of a randomised controlled trial. *Lancet* 2010;375:985–97.
- 18 Brott TG, Howard G, Roubin GS, et al. Long-Term results of stenting versus endarterectomy for carotid-artery stenosis. *N Engl J Med* 2016;374:1021–31.
- 19 Shamy M, Fedyk M. Why the ethical justification of randomized clinical trials is a scientific question. *J Clin Epidemiol* 2018;97:126–32.