

Selective α -Methylation of Aryl Ketones Using Quaternary Ammonium Salts as Solid Methylating Agents

Johanna Templ and Michael Schnürch*



Cite This: *J. Org. Chem.* 2022, 87, 4305–4315



Read Online

ACCESS |



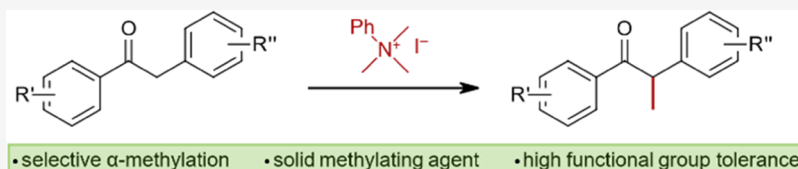
Metrics & More



Article Recommendations



Supporting Information



ABSTRACT: We describe the use of phenyl trimethylammonium iodide (PhMe_3NI) as an alternative methylating agent for introducing a CH_3 group in α -position to a carbonyl group. Compared to conventional methylating agents, quaternary ammonium salts have the advantages of being nonvolatile, noncancerogenic, and easy-to-handle solids. This regioselective method is characterized by ease of operational setup, use of anisole as green solvent, and yields up to 85%.

INTRODUCTION

Incorporating a methyl group into small organic or bioactive molecules can positively affect their physical properties and biological effectiveness.^{1,2} The latter feature is commonly referred to as the “magic methyl effect”.³ This renders the methyl group a prevalent structural motif in small-molecule drugs.^{4,5} Owing to its considerable impact, a late-stage introduction of a CH_3 group has become a particularly promising strategy in drug discovery.^{6–8} Hence, the development of efficient and new strategies for selective methylation attracts broad interest in medicinal chemistry and basic research, respectively.^{9–13}

Traditionally applied methylating agents often suffer from inconvenient physical properties (e.g., MeBr , b.p. 4°C , MeI , b.p. 42°C) or high toxicity (e.g., MeI , Me_2SO_4). Several organometallic reagents used for methylation (e.g., $\text{MeB}(\text{OH})_2$, Me_4Sn , Me_3Al , MeMgCl , or Me_2Zn) are quite challenging to handle, as some are air-sensitive, show low functional group tolerance, or have to be freshly prepared.^{14,15} These toxicological and safety concerns encouraged us to search for a novel, safe, and easy-to-handle reagent for direct methylation. From previous findings in our group, we established different quaternary ammonium salts as alkylating agents in metal-catalyzed C–H activation reactions.^{16,17}

The predominant role of quaternary ammonium salts in organic reactions is their application as phase transfer catalysts¹⁸ and ionic liquids.¹⁹ However, their use as alkylating agents in general and methylating agents in particular is quite an unexplored field. There are a few reports on *O*-methylation of phenolic compounds with tetramethylammonium chloride (Me_4NCl , Figure 1, I)^{20,21} or hydroxide (Me_4NOH)²² and phenyl trimethylammonium (PhMe_3NCl) chloride.²¹ *N*-Methylation *via* ammonium salts was achieved in azahetero-

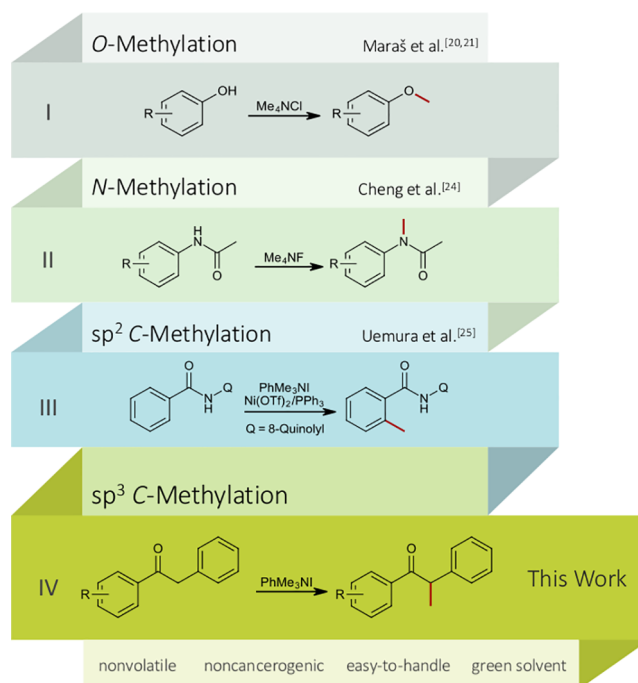
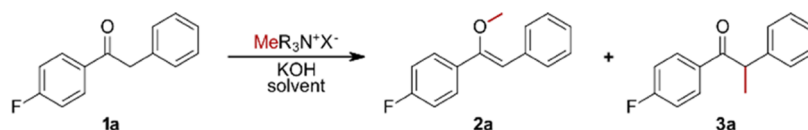


Figure 1. Methylation strategies using quaternary ammonium salts.

Received: December 30, 2021

Published: March 7, 2022



Table 1. Optimization of the Reaction Conditions^a

entry	solvent	ammonium salt	yield (%) ^b		
			1a	2a	3a
1	toluene	Me_4NBr	0	41	34
2	MeTHF ^c	Me_4NBr	25	14	11
3	anisole	Me_4NBr	0	40	43
4	CPME	Me_4NBr	4	36	24
5	anisole	Me_4NCl	0	43	42
6	anisole	Me_4NI	30	23	29
7 ^d	anisole	Me_4NOAc	0	49	9
8	anisole	PhMe_3NCl	0	47	48
9	anisole	PhMe_3NBr	0	38	50
10	anisole	PhMe_3NI	0	18	78
11	anisole	Bu_3MeNCl	6	25 ^e	39
12	anisole	BnMe_3NCl	0	0	0 ^f
13	anisole	$(\text{C}_{16}\text{H}_{33})\text{Me}_3\text{NBr}$	0	47	25
14	anisole	betaine	30	2	5

^aReactions were performed on a 0.23 mmol scale, with KOH (2 equiv) as base, and 1.5 equiv of the ammonium salt under Ar atmosphere; reaction times: 22 h (entries 1–4) and 18 h (entries 5–15), 130 °C. ^bYield was determined by ¹⁹F NMR using trifluoro toluene as internal standard. ^c100 °C. ^dReaction time 3 h. ^e13% O^tBu-ether formation. ^f64% α -benzylation.

cycles using tetramethylammonium bromide (Me_4NBr)²³ and more recently in amides, N-heterocycles, alcohols, and thiols using tetramethylammonium fluoride (Me_4NF , Figure 1, II).²⁴ Direct methylation of C(sp²)–H bonds using phenyl trimethylammonium iodide and bromide as methyl source was realized by Uemura et al.²⁵ under Ni^{II}-catalysis (Figure 1, III).

With the below-described novel, safe, and metal-free method for α -methylation, we want to set a starting point in the relatively uncharted field of using quaternary ammonium salts as alkylating agents for C(sp³)–H bonds (Figure 1, IV).

RESULTS AND DISCUSSION

We started by investigating the methylation of benzyl 4-fluorophenyl ketone **1a** since quantification in all optimization steps can be accomplished *via* ¹⁹F NMR using trifluoro toluene as an internal standard without preceding workup or solvent removal. Initially, Me_4NBr was used as the methylating agent and KOH as the base in toluene at 130 °C. Here, we observed the methyl enol ether **2a** and the α -methylated product **3a** forming in a 1.2:1 ratio (Table 1, Entry 1). In a next step, it was investigated whether switching the solvent could shift the product distribution toward the desired product **3a**. Since the process should be as benign as possible, we aimed to find a suitable green solvent in combination with an inexpensive base. 2-Methyl-THF, anisole,²⁶ and cyclopentylmethylether²⁷ are considered green solvents and were tested (among others; see the SI for full list) in this transformation. Anisole (entry 3) showed the highest overall conversion and additionally slightly favored the desired product **3a** (entry 3, 1:1.08 ratio of **2a** and **3a**). 2-Methyl-THF and cyclopentylmethylether gave lower conversion and additionally favored the undesired product **2a** (entries 2 and 4). Other benign solvents proved to be inefficient (see complete solvent screening list in the SI). We further investigated the influence and efficiency of different bases. Hydroxy bases gave the best yields, with the initially

used KOH surpassing NaOH. KO^tBu and Cs₂CO₃ showed significantly lower conversion. The other bases tested turned out to be inefficient (see the SI for details).

Before continuing with optimization of the methylating reagent, it was tested whether the O- and the α -methylated products **2a** and **3a** are formed independently or whether **2a** might be the actual methylating agent. The kinetic profile showed that both the O- and the α -methylated product are formed simultaneously under the given reaction conditions within 30 minutes, and no shift in product ratio could be observed at prolonged reaction times (see Figure 2). Furthermore, enol ether **2a** was subjected to the reaction conditions without any formation of **3a**.

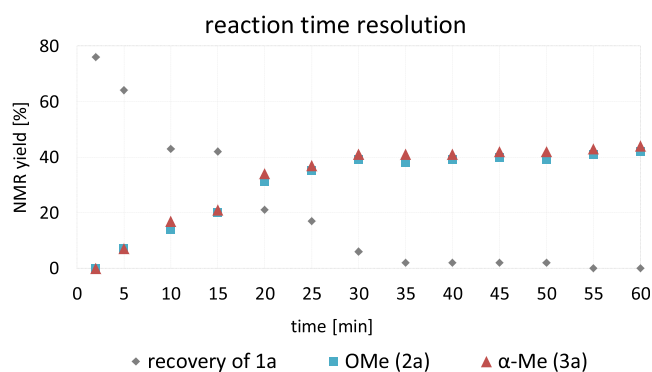
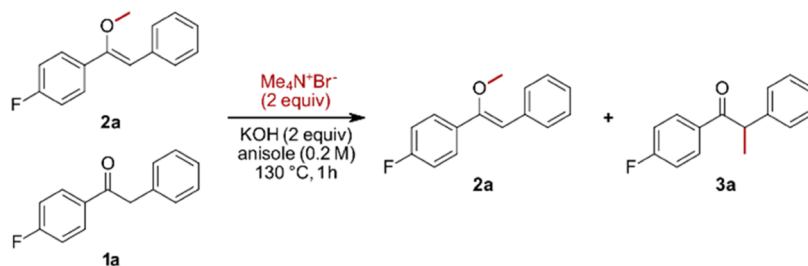


Figure 2. Reaction time screening; conditions: Me_4NBr (1.5 equiv), KOH (2 equiv), anisole (0.2 M), 130 °C.

And finally, a 1:1 mixture of **1a** and **2a** was subjected to the reaction conditions in the absence of Me_4NBr without any formation of **3a**. This excludes that the two products are interconvertible under the applied conditions and are indeed formed independently (*cf.* Table 2).

Table 2. Studies for Interconversion of Products 2a and 3a



entry	substrate		yield (%) ^b		
	1a [mmol]	2a [mmol]	1a	2a	3a
1	0.093		0	42	43
2	0.047	0.044	0	73	9
3		0.088	0	86	0
4 ^a	0.047	0.044	30	44	0

^aThe reaction was performed in the absence of the methylating agent (Me_4NBr). ^bYield was determined by ^{19}F NMR using trifluoro toluene as internal standard.

Next, we screened for different ammonium salts as methyl sources. We found that Me_4NCl and Me_4NBr gave equal yields and product ratios, whereas Me_4NI gave incomplete conversion (entries 5 and 6). Tetramethylammonium acetate favored the *O*-methyl enol ether (entry 7). When using ammonium salts with different substituents on the quaternary nitrogen, we observed additional *O*-butylation (13%) with Bu_3MeNCl (entry 11) and mainly α -benzylation (64%) with BnMe_3NCl (entry 12). When using $(\text{C}_{16}\text{H}_{33})\text{Me}_3\text{NBr}$ as an alkylating agent, only 2a and 3a were formed, but no hexadecylated compound of any kind (entry 13). The naturally occurring ammonium salt betaine was practically ineffective (entry 14). Gratifyingly, we identified phenyl trimethylammonium salts giving significantly higher overall yields. Going from the chloride and bromide to the iodide salt, we observed a shift towards the desired α -methylated product 3a (entries 8–10). Compared with tetramethylammonium salts, a phenyl substituent on the ammonium most probably withdraws electron density from the adjacent methyl substituents, which then, in turn, are more prone to react with the “soft” α -carbon of the enolate rather than being attacked by the carbonyl oxygen. Finally, we found the optimal reaction conditions being PhMe_3NI (1.5 equiv) and KOH (2 equiv) in anisole (0.23 M) at 130 °C, wherein the desired 1-(4-fluorophenyl)-2-phenyl-1-propanone (3a) was obtained in 78% yield after 18 h (entry 10) determined by ^{19}F NMR.

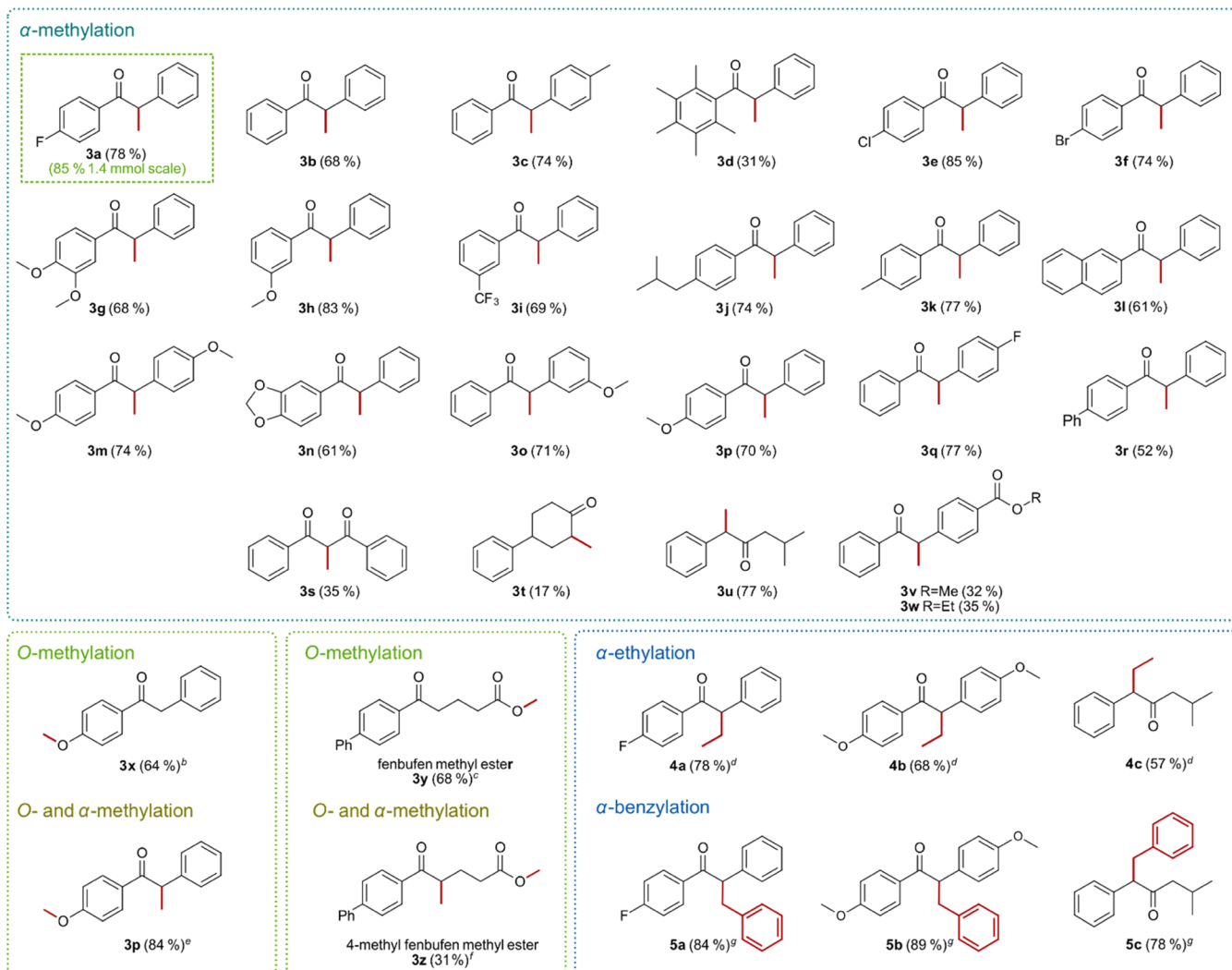
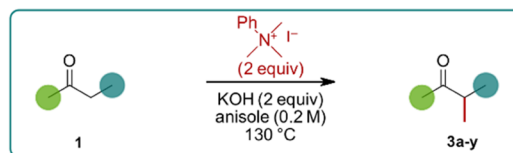
The outcome of the optimization efforts corresponds to previous studies on quaternary ammonium compounds as alkylating agents present in the literature.^{28,29} Accordingly, for ammonium salts with different organic substituents on the nitrogen, a benzyl group is transferred preferentially from the ammonium salt to a nucleophile, followed by methyl substituents, and finally, other primary alkyl chains. The substituents on the ammonium ion further impact the cleavage rate of neighboring alkyl groups. If an aryl substituent is present within the ammonium salt, an adjacent alkyl group is transferred more readily compared to an aliphatic chain from tetraalkylammonium salts.

To exclude a reaction pathway *via* thermal decomposition of the ammonium salt to the respective methyl halide, which could act as the actual methylating reagent, we choose a reaction setup that would allow transfer of gaseous reactants

between two spatially divided reaction vessels. For this purpose, a COware vial (Skrydstrup vial³⁰) was used, with two separate reaction chambers connected at their upper part for gas exchange. Chamber 1 was charged with the ammonium salt, base, and anisole as solvent, and chamber 2 was charged with substrate 1a, base, and solvent. The whole vessel was heated to 130 °C, where possibly formed methyl halide from chamber 1 should reach chamber 2 *via* the gas phase. However, no methylated product could be observed, and solely starting material was recovered. Furthermore, methylation occurred when Me_4NOAc was used as CH_3 source, which again corroborates the hypothesis of direct nucleophilic substitution rather than thermal decomposition to a methylating agent. Additionally, when methylating phenyl benzyl ketone by MeI, solely the α -mono- and α -bis-methylated products form, but no *O*-methylation is observed.³¹ Furthermore, we successfully performed α -methylation using PhMe_3NI at lower temperatures by exploiting microwave irradiation. A decrease of reaction temperature as low as 90 °C still afforded the desired product 3 in comparable yields (see the SI for details).

With the optimized reaction conditions in hand, we performed α -methylation reactions on various substrates to demonstrate the scope of this direct transformation (Scheme 1).

In this reaction *N,N*-dimethylaniline is formed stoichiometrically from the methylating agent PhMe_3NI . This byproduct, however, can be easily quenched *in situ* and fully separated from the desired product in form of its water-soluble HCl salt by a mild acidic workup procedure. The desired methylated compounds were obtained in isolated yields up to 85%. Interestingly, the formation of any α,α -dimethylated products was never observed. We performed the methylation of benzyl 4-fluorophenyl ketone 1a on a 1.4 mmol scale to prove the scalability of this method. The desired product 3a was isolated in a yield of 85%. Significantly lower yields were observed for the sterically more hindered substrate 1-(pentamethylphenyl)-2-phenylethanone (product 3d). Substrates that are less susceptible to enolization, e.g., 4-phenylcyclohexanone 3t, also resulted in diminished yields, and mainly starting material was recovered. A variety of functional groups, including halides (products 3a, 3e, 3f, and 3q), CF_3 (product 3i), ether (products 3g & 3h, 3m–3p), and

Scheme 1. Scope of α -Methylation^a

^b1 equiv PhMe_3NI . ^d PhEt_3NI (2 equiv) as ammonium salt. ^cReaction time 6 h, addition of KOH (2 equiv) and PhMe_3NI (2 equiv) after 3 h. ^fAddition of KOH (2 equiv) and PhMe_3NI (2 equiv) after 3 h and 48 h; reaction time, 4 days. ^g BnMe_3NCl (1 equiv) as ammonium salt ^c3 equiv KOH, reaction time 24 h. ^aIsolated yields are shown. Standard conditions: Substrate (100 mg, 1 equiv), PhMe_3NI (2 equiv), KOH (2 equiv), in anisole (2 mL, 0.2 M) at 130 °C, 2–5 h, closed vessel, inert atmosphere.

phenyl groups (product 3r) were well tolerated in different positions of the aryl ring. Substrates bearing even more reactive functional groups on the aryl ring, e.g., ester moieties, can also be methylated in moderate yields (product 3v and 3w). As assumed, when 1-(4-hydroxyphenyl)-2-phenylethanone was subjected to the respective conditions, methylation initially occurred at the phenolic oxygen, and subsequently at the α -position of the carbonyl (product 3x and 3p). Our method, however, is not only limited to bisaromatic compounds but can also be applied for monoaromatic substrates. 4-Methyl-1-phenyl-2-pentanone was methylated regioselectively at the benzylic position giving product 3u in 77% yield. Aliphatic ketones without any benzylic α -carbons, e.g., 8-pentadecanone, formed only the aldol product and hence are not mentioned in this paper. As a proof of concept, we performed late-stage

methylation of the biologically active compound fenbufen. Herein, the carboxylic acid moiety is preferentially methylated (product 3y). Upon addition of fresh reagent after prolonged reaction times, however, the fenbufen methyl ester could be further methylated at the α -position (product 3z; see the SI for details).

Finally, we wanted to briefly outline the applicability of this new protocol for introducing larger substituents than methyl. Selective α -ethylation can be accomplished accordingly, using phenyltriethylammonium iodide (PhEt_3NI) as the alkyl source. Benzyl 4-fluorophenyl ketone 1a was successfully ethylated at the α -position in 78% yield using PhEt_3NI (product 4a). Substrates containing electron-donating substituents on the aryl ring (product 4b), as well as monoaromatic compounds (product 4c) can also be ethylated in yields of 68 and 57%,

respectively. Benzoylation is of interest since the phenyl benzyl ketone motif can be found in several drugs or promising drug candidates, as, for example, desoxybenzoin derivatives³² or ring-truncated deguelin analogues.³³ SAR studies identified the latter as promising candidates for HIF-1 α inhibitors.³⁴ One of those analogues, SH-1242, further inhibits Hsp90 activity and shows potent anticancer efficacy.³⁵ We could demonstrate the applicability of this method for benzoylation of selected substrates using BnMe₃NCl as a benzoylating agent. Products **5a–5c** were obtained in high yields of 84, 89, and 78%, respectively. Since methylating agents, however, are by far more hazardous than traditionally applied ethylating and benzoylating reagents, we did not further investigate the latter strategies.

CONCLUSIONS

In conclusion, we described the use of quaternary ammonium salts as alternative alkylating and benzoylating agents. Phenyl trimethylammonium iodide and related salts were successfully established as selective, highly efficient, safe, and easy-to-handle methylating reagents for direct C(sp³)-C(sp³) bond formation.

EXPERIMENTAL SECTION

General. All chemicals were purchased from commercial suppliers and, unless noted otherwise, used without further purification. NaO^tBu, Pd₂(dba)₃, and DPE-Phos were strictly stored and handled in a glovebox under argon atmosphere. Degassed and dry THF was stored over molecular sieves under argon using AcroSeal septum. Glass vials (8 mL) were sealed with Wheaton screw caps containing a PTFE faced 14B styrene-butadiene rubber liner for small-scale reaction above room temperature and heated in a metallic reaction block. All reaction temperatures refer to external temperatures.

¹H NMR, ¹³C NMR, and ¹⁹F NMR spectra were recorded on a Bruker Avance UltraShield 400 at ambient temperature. Chemical shifts (δ) are reported in ppm, using Me₄Si as internal standard. Coupling constants (J) are given in hertz (Hz), and multiplicities are assigned as s = singlet, d = doublet, t = triplet, q = quartet, and m = multiplet.

Thin-layer chromatography (TLC) analysis was performed on aluminum-backed unmodified Merck silica gel 60 F₂₅₄ plates. Visualization was realized under UV irradiation or *via* heat staining using a ceric ammonium molybdate aqueous solution. For flash column chromatography, Merck silica gel 60 (40–63 μ m) was used and purification was either done by hand column or on a Büchi Pure C-850 FlashPrep System.

HRMS analysis was performed on an Agilent 6230 LC TOFMS mass spectrometer equipped with an Agilent Dual AJS ESI-Source. The mass spectrometer was connected to a liquid chromatography system of the 1100/1200 series from Agilent Technologies, Palo Alto, CA. The system consisted of a 1200SL binary gradient pump, a degasser, a column thermostat, and an HTC PAL autosampler (CTC Analytics AG, Zwingen, Switzerland). A silica-based Phenomenex C-18 Security Guard Cartridge was used as a stationary phase. Data evaluation was performed using Agilent MassHunter Qualitative Analysis B.07.00. Identification was based on peaks obtained from extracted-ion chromatograms (extraction width, \pm 20 ppm).

Optimization Screening. The optimization of reaction conditions was conducted following the general procedure A (see the SI for details). Yields were determined by ¹⁹F NMR using trifluoro toluene as internal standard.

1-Fluoro-4-(1-methoxy-2-phenylethenyl)benzene³⁶ (**2a**). An 8 mL glass vial equipped with a magnetic stirring bar was charged with benzyl 4-fluorophenyl ketone (**1**) (100 mg, 0.467 mmol, 1 equiv), Me₄NBr (119 mg, 770 mmol, 1.65 equiv), and KOH (79 mg, 1.4 mmol, 3 equiv). The vial was sealed with a septum screw cap. Using a cannula, the vial was evacuated and backfilled with argon three times.

The toluene (2 mL, 0.23 M) was added *via* a syringe. Evacuation and backfilling with argon were repeated three times under vigorous stirring that no boiling delay occurred. Subsequently, the septum screw cap was exchanged for a closed Wheaton cap, and the vial was sealed tightly. The resulting inhomogeneous mixture was heated to 130 °C in a metallic heating block. After 18 h at respective temperatures, the reaction was cooled to room temperature and solids were centrifuged off. The supernatant solution was transferred to a round-bottom flask, and the solid residue was washed three times with small amounts DCM. The combined organic phases were concentrated. The crude oil was further purified *via* hand column chromatography (8 g silica LP/Et₃N 100:1) to yield 46 mg (43%) of the title compound as white crystals. ¹H NMR (400 MHz, CDCl₃): δ = 7.74–7.67 (m, 2H), 7.60–7.50 (m, 2H), 7.42–7.32 (m, 2H), 7.28–7.19 (m, 1H), 7.16–7.03 (m, 2H), 6.06 (s, 1H), 3.63 (s, 3H). ¹³C{¹H} NMR (101 MHz, CDCl₃): δ = 163.0 (d, J = 247.9 Hz), 155.4, 135.9, 132.6 (d, J = 3.3 Hz), 128.7, 128.6, 128.5 (d, J = 8.1 Hz), 126.8, 115.6 (d, J = 21.7 Hz), 112.8 (d, J = 1.4 Hz), 58.0. ¹⁹F NMR (376 MHz, CDCl₃): δ = -113.2 HRMS (ESI): m/z [M + H]⁺ calcd for C₁₅H₁₄FO: 229.1023; found: 229.1000

General Procedure B for Precursor Synthesis. In the glovebox, a flame-dried 8 mL glass vial equipped with a magnetic stirring bar was charged with NaO^tBu (2.6 mmol, 1.3 equiv), Pd₂(dba)₃ (5 mol %), and DPE-Phos (10 mol %). THF (2 mL, 1 M) was added, and the dark brownish-green mixture was stirred for 5 min at ambient temperatures. The aryl bromide (2 mmol, 1 equiv) was added *via* Eppendorf pipette, followed by rapid addition of the acetophenone (2.4 mmol, 1.2 equiv) in one portion as solid or *via* Eppendorf pipette if liquid. Immediate solid formation could be observed. The vial was closed with a Wheaton screw cap and transferred out of the glovebox. The mixture was heated to 70 °C in a metallic reaction block and stirred for 2–18 h at respective temperatures. After complete consumption of the starting material (GC-MS monitoring), water (10 mL) was added and the mixture was extracted three times with diethyl ether (30 mL each). The combined organic phases were washed once with sat. NH₄Cl solution and once with brine, dried over anhydrous Na₂SO₄, filtered, and concentrated. The crude product was purified *via* gradient flash column chromatography on silica gel using a mixture of light petroleum (LP) and EtOAc.

1-(3,4-Dimethoxyphenyl)-2-phenylethanone³⁷ (**1g**). Prepared following the general procedure B from 3,4-dimethoxyacetophenone and bromobenzene heated for 2 h. The crude product was purified *via* flash column chromatography (90 g silica, LP, and EtOAc 0–40%) to yield 443 mg (86%) of the title compound as a slightly yellow oil. ¹H NMR (400 MHz, CDCl₃): δ = 7.68 (dd, J = 8.4, 2.1 Hz, 1H), 7.58 (d, J = 2.1 Hz, 1H), 7.39–7.22 (m, 5H), 6.89 (d, J = 8.4 Hz, 1H), 4.26 (s, 2H), 3.95 (s, 3H), 3.93 (s, 3H). ¹³C{¹H} NMR (100 MHz, CDCl₃): δ = 196.3, 153.3, 149.1, 135.1, 129.7, 129.3, 128.6, 126.8, 123.5, 110.7, 110.0, 56.0, 55.9, 45.2.

1-(3-Methoxyphenyl)-2-phenylethanone³⁸ (**1h**). Prepared following the general procedure B from 3-methoxyacetophenone and bromobenzene heated for 3 h. The crude product was purified *via* flash hand column chromatography (60 g silica, LP/EtOAc 70:1, 60:1, 40:1) to yield 305 mg (67%) of the title compound as a colorless oil. ¹H NMR (400 MHz, CDCl₃): δ = 7.65–7.58 (m, 1H), 7.55 (dd, J = 2.7, 1.6 Hz, 1H), 7.43–7.31 (m, 3H), 7.31–7.26 (m, 3H), 7.11 (ddd, J = 8.2, 2.7, 0.9 Hz, 1H), 4.28 (s, 2H), 3.84 (s, 3H). ¹³C{¹H} NMR (100 MHz, CDCl₃): δ = 197.5, 159.9, 138.0, 134.6, 129.6, 129.5, 128.7, 126.9, 121.3, 119.7, 112.9, 55.4, 45.7.

2-Phenyl-1-[3-(trifluoromethyl)phenyl]ethanone³⁹ (**1i**). Prepared following the general procedure B from 3-trifluoromethylacetophenone and bromobenzene heated for 4 h. The crude product was purified *via* flash column chromatography (90 g silica, LP, and EtOAc 0–15%) to yield 391 mg (74%) of the title compound as an orange oil. ¹H NMR (400 MHz, CDCl₃): δ = 8.26 (tt, J = 1.8, 0.8 Hz, 1H), 8.16 (dt, J = 7.3, 1.1 Hz, 1H), 7.81–7.70 (m, 1H), 7.56 (tt, J = 7.9, 0.8 Hz, 1H), 7.38–7.29 (m, 2H), 7.29–7.18 (m, 3H), 4.29 (s, 2H). ¹³C{¹H} NMR (100 MHz, CDCl₃): δ = 196.3, 137.1, 133.9, 131.9 (d, J = 1.4 Hz), 131.2 (q, J = 34.0 Hz), 129.6 (q, J = 3.6 Hz), 129.5,

129.4, 128.9, 127.3, 125.5 (q, $J = 3.8$ Hz), 123.7 (d, $J = 274.8$ Hz), 45.70.

1-[4-(2-Methylpropyl)phenyl]-2-phenylethanone (1j). Prepared following the general procedure B from 4'-isobutylacetophenone and bromobenzene heated for 4 h. The crude product was purified *via* flash column chromatography (90 g silica, LP, and EtOAc 0–20%) to yield 415 mg (82%) of the title compound as a yellow oil. ^1H NMR (400 MHz, CDCl_3): $\delta = 8.03$ – 7.96 (m, 2H), 7.42 – 7.23 (m, 7H), 4.30 (s, 2H), 2.57 (d, $J = 7.2$ Hz, 2H), 2.04 – 1.86 (m, $J = 6.9$ Hz, 1H), 0.96 (d, $J = 6.7$ Hz, 6H). $^{13}\text{C}\{^1\text{H}\}$ NMR (100 MHz, CDCl_3): $\delta = 197.2$, 147.6 , 134.8 , 134.4 , 129.5 , 129.3 , 128.6 , 126.8 , 45.3 , 30.1 , 22.3 .

1-(4-Methylphenyl)-2-phenylethanone (1k). Prepared following the general procedure B from 4-methylacetophenone and bromobenzene heated for 3 h. The crude product was purified *via* flash hand column chromatography (55 g silica, LP/EtOAc 80:1, 70:1, 60:1, 40:1) to yield 302 mg (72%) of the title compound as a colorless oil. ^1H NMR (400 MHz, CDCl_3): $\delta = 7.94$ (d, $J = 7.9$ Hz, 2H), 7.36 – 7.24 (m, 7H), 4.28 (s, 2H), 2.42 (s, 3H). $^{13}\text{C}\{^1\text{H}\}$ NMR (100 MHz, CDCl_3): $\delta = 197.4$, 144.1 , 134.9 , 134.2 , 129.5 , 129.4 , 128.8 , 128.7 , 126.9 , 45.5 , 21.7 .

1-(2-Naphthalenyl)-2-phenylethanone (1l). Prepared following the general procedure B from 2-acetylnaphthalene and bromobenzene heated for 18 h. The crude product was purified *via* flash column chromatography (90 g silica, LP, and EtOAc 0–40%) to yield 396 mg (80%) of the title compound as an off-white solid. ^1H NMR (400 MHz, CDCl_3): $\delta = 8.47$ (d, $J = 1.8$ Hz, 1H), 8.00 (dd, $J = 8.6$, 1.8 Hz, 1H), 7.88 (dd, $J = 8.1$, 1.4 Hz, 1H), 7.85 – 7.73 (m, 2H), 7.57 – 7.41 (m, 2H), 7.32 – 7.15 (m, 5H), 4.34 (s, 2H). $^{13}\text{C}\{^1\text{H}\}$ NMR (100 MHz, CDCl_3): $\delta = 197.6$, 135.6 , 134.7 , 134.0 , 132.5 , 130.4 , 129.7 , 129.5 , 128.7 , 128.6 , 127.8 , 126.9 , 126.8 , 124.3 , 45.6 .

1-(1,3-Benzodioxol-5-yl)-2-phenylethanone (1n). Prepared following the general procedure B from 5-acetyl-1,3-benzodioxole and bromobenzene heated for 10 h. The crude product was purified *via* flash column chromatography (90 g silica, LP and EtOAc 0–40%) to yield 471 mg (98%) of the title compound as a slightly yellow oil. ^1H NMR (400 MHz, CDCl_3): $\delta = 7.64$ (dd, $J = 8.2$, 1.8 Hz, 1H), 7.49 (d, $J = 1.7$ Hz, 1H), 7.39 – 7.29 (m, 2H), 7.29 – 7.21 (m, 3H), 6.85 (d, $J = 8.2$ Hz, 1H), 6.03 (s, 2H), 4.21 (s, 2H). $^{13}\text{C}\{^1\text{H}\}$ NMR (100 MHz, CDCl_3): $\delta = 195.8$, 151.9 , 148.3 , 134.9 , 131.5 , 129.4 , 128.7 , 128.7 , 126.9 , 125.1 , 108.8 , 108.4 , 107.9 , 101.9 , 45.4 .

2-(3-Methoxyphenyl)-1-phenylethanone (1o). Prepared following the general procedure B from acetophenone and 4-bromoanisole heated for 18 h. The crude product was purified *via* flash column chromatography (90 g silica, LP, and EtOAc 0–40%) to yield 267 mg (59%) of the title compound as a yellow oil. ^1H NMR (400 MHz, CDCl_3): $\delta = 8.06$ – 7.97 (m, 2H), 7.60 – 7.51 (m, 1H), 7.51 – 7.41 (m, 2H), 7.25 (t, $J = 7.8$ Hz, 1H), 6.91 – 6.77 (m, 3H), 4.26 (s, 2H), 3.79 (s, 3H). $^{13}\text{C}\{^1\text{H}\}$ NMR (101 MHz, CDCl_3): $\delta = 197.5$, 159.8 , 136.6 , 136.1 , 133.2 , 129.7 , 128.7 , 121.9 , 115.2 , 112.4 , 55.2 , 45.6 .

2-(4-Fluorophenyl)-1-phenylethanone (1q). Prepared following the general procedure B from acetophenone and 1-bromo-4-fluorobenzene heated for 18 h. The crude product was purified *via* flash column chromatography (90 g silica, LP, and EtOAc 0–40%) to yield 255 mg (60%) of the title compound as a slightly yellow oil. ^1H NMR (400 MHz, CDCl_3): $\delta = 8.06$ – 7.94 (m, 2H), 7.62 – 7.52 (m, 1H), 7.52 – 7.39 (m, 2H), 7.28 – 7.19 (m, 2H), 7.08 – 6.97 (m, 2H), 4.27 (s, 2H). $^{13}\text{C}\{^1\text{H}\}$ NMR (100 MHz, CDCl_3): $\delta = 197.5$, 162.0 (d, $J = 245.2$ Hz), 136.6 , 133.4 , 131.2 (d, $J = 8.0$ Hz), 130.3 (d, $J = 3.3$ Hz), 128.8 , 128.6 , 115.6 (d, $J = 21.4$ Hz), 44.6 .

1-[1,1'-Biphenyl]-4-yl-2-phenylethanone (1r). Prepared following the general procedure B from 4'-phenylacetophenone and bromobenzene heated for 18 h. The crude product was purified *via* flash column chromatography (90 g silica, LP, and EtOAc 0–40%) to yield 207 mg (38%) of the title compound as a colorless oil. ^1H NMR (400 MHz, CDCl_3): $\delta = 8.12$ – 8.04 (m, 2H), 7.70 – 7.64 (m, 2H), 7.64 – 7.59 (m, 2H), 7.50 – 7.43 (m, 2H), 7.43 – 7.22 (m, 6H), 4.31 (s, 2H). $^{13}\text{C}\{^1\text{H}\}$ NMR (100 MHz, CDCl_3): $\delta = 197.2$, 145.8 , 139.8 , 135.3 , 134.7 , 129.5 , 129.3 , 129.0 , 128.7 , 128.3 , 127.3 , 127.3 , 126.9 , 45.6 .

Methyl 4-(2-Oxo-2-phenylethyl)benzoate (1v). Prepared following the general procedure B from acetophenone methyl 4-iodobenzoate heated for 4 h. The crude product was purified *via* flash column chromatography (90 g silica, LP, and EtOAc 0–20%) to yield 285 mg (37%) of the title compound as a white solid. ^1H NMR (400 MHz, CDCl_3): $\delta = 8.04$ – 7.98 (m, 4H), 7.62 – 7.54 (m, 1H), 7.51 – 7.44 (m, 2H), 7.37 – 7.32 (m, 2H), 4.35 (s, 2H), 3.90 (s, 3H). $^{13}\text{C}\{^1\text{H}\}$ NMR (100 MHz, CDCl_3): $\delta = 196.9$, 167.0 , 139.9 , 136.5 , 133.5 , 130.0 , 129.7 , 129.0 , 128.8 , 128.6 , 77.4 , 52.2 , 45.5 .

Ethyl 4-(2-Oxo-2-phenylethyl)benzoate (1w). Prepared following the general procedure B from acetophenone ethyl 4-iodobenzoate heated for 4 h. The crude product was purified *via* flash column chromatography (90 g silica, LP, and EtOAc 0–20%) to yield 360 mg (45%) of the title compound as a white solid. ^1H NMR (400 MHz, CDCl_3): $\delta = 8.04$ – 7.97 (m, 4H), 7.62 – 7.53 (m, 1H), 7.51 – 7.42 (m, 2H), 7.37 – 7.31 (m, 2H), 4.41 – 4.31 (m, 4H), 1.38 (t, $J = 7.1$ Hz, 3H). $^{13}\text{C}\{^1\text{H}\}$ NMR (100 MHz, CDCl_3): $\delta = 196.9$, 166.5 , 139.8 , 136.5 , 133.5 , 130.0 , 129.6 , 128.8 , 128.6 , 61.0 , 45.5 , 14.4 .

General Procedure C for Methylation, Ethylation, and Benzoylation Reactions. An 8 mL glass vial equipped with a magnetic stirring bar was charged with the respective diaryl ethanone (100 mg, 1 equiv), the ammonium salt (1.1 for BnMe_3NCl or 2 equiv for PhMe_3NI and PhEt_3NI), and KOH (2 equiv). The vial was sealed with a septum screw cap. Using a cannula, the vial was evacuated and backfilled with argon three times. Anisole (2 mL, 0.2 M) was added *via* a syringe. Evacuation and backfilling with argon were repeated three times under vigorous stirring that no boiling delay occurred. Subsequently, the septum screw cap was exchanged for a closed Wheaton cap and the vial was sealed tightly. The resulting inhomogeneous mixture was heated to 130°C in a metallic heating block for 2–4 h. After complete consumption of the starting material (TLC analysis), the reaction was cooled to room temperature. HCl (2 N, 2 mL) was added, and the mixture was extracted three times with EtOAc (5 mL each). The combined organic phases were washed twice with 2 N HCl (1 mL each) and once with brine, dried over anhydrous Na_2SO_4 , filtered, and concentrated. For benzoylation reactions, the mixture was not subjected to aqueous workup but filtered over a short plug of silica, washed with EtOAc, and concentrated. The obtained crude product was purified *via* hand column with unmodified silica.

1-(4-Fluorophenyl)-2-phenyl-1-propanone (3a). Prepared following the general procedure C from commercially available starting material with a reaction time of 3 h. The crude product was purified *via* column chromatography (8 g silica LP/EtOAc 50:1, 45:1, 40:1) to yield 83 mg (78%) of the title compound. ^1H NMR (400 MHz, CDCl_3): $\delta = 7.97$ – 7.87 (m, 2H), 7.28 – 7.18 (m, 4H), 7.18 – 7.11 (m, 1H), 7.03 – 6.93 (m, 2H), 4.57 (q, $J = 6.8$ Hz, 1H), 1.48 (d, $J = 6.9$ Hz, 3H). $^{13}\text{C}\{^1\text{H}\}$ NMR (101 MHz, CDCl_3): $\delta = 198.8$, 165.6 (d, $J = 254.6$ Hz), 141.5 , 133.0 (d, $J = 3.0$ Hz), 131.5 (d, $J = 9.3$ Hz), 129.20 , 127.8 , 127.1 , 115.7 (d, $J = 21.7$ Hz), 48.1 , 19.6 . ^{19}F NMR (376 MHz, CDCl_3): $\delta = -105.6$. HRMS (ESI): m/z [$\text{M} + \text{H}$] $^+$ calcd for $\text{C}_{15}\text{H}_{14}\text{FO}$: 229.1023; found: 229.1000.

Compound **3a** was also prepared on a 1.4 mmol scale as follows: A 25 mL round-bottom flask was charged with benzyl 4-fluorophenyl ketone (**1a**) (300 mg, 1.4 mmol, 1 equiv), PhMe_3NI (751 mg, 2.8 mmol, 2 equiv), and KOH (157 mg, 2.8 mmol, 2 equiv). The flask was closed with a septum. Using a cannula, the flask was evacuated and backfilled with argon three times. Anisole (6 mL, 0.23 M) was added *via* a syringe. Evacuation and backfilling with argon were repeated three times under vigorous stirring that no boiling delay occurred. The resulting inhomogeneous mixture was heated to 130°C in an oil bath. After 5 h at respective temperatures, the reaction was cooled to room temperature. HCl (2 N, 10 mL) were added, and the mixture was extracted three times with EtOAc (25 mL each). The combined organic phases were washed twice with 2 N HCl (3–5 mL each) and once with brine, dried over anhydrous Na_2SO_4 , filtered, and concentrated. The obtained crude product was purified *via* flash column chromatography (90 g silica, LP, and EtOAc 0–40%) to yield 273 mg (85%) of the title compound as a colorless oil. Analytical data were in accordance with the previous finding.

1,2-Diphenyl-1-propanone³⁸ (**3b**). Prepared following the general procedure C from commercially available starting material with a reaction time of 3 h. The crude product was purified *via* column chromatography (8 g silica, LP/EtOAc 50:1, 40:1) to yield 73 mg (68%) of the title compound as a colorless oil. ¹H NMR (400 MHz, CDCl₃): δ = 8.01–7.93 (m, 2H), 7.53–7.43 (m, 1H), 7.43–7.34 (m, 2H), 7.30 (d, *J* = 4.3 Hz, 4H), 7.21 (ddd, *J* = 8.8, 4.8, 3.9 Hz, 1H), 4.70 (q, *J* = 6.9 Hz, 1H), 1.55 (d, *J* = 6.9 Hz, 3H). ¹³C{¹H} NMR (101 MHz, CDCl₃): δ = 200.4, 141.6, 136.6, 132.9, 129.1, 128.9, 128.6, 127.9, 127.0, 48.0, 19.6.

2-(4-Methylphenyl)-1-phenyl-1-propanone⁴⁴ (**3c**). Prepared following the general procedure C from commercially available starting material with a reaction time of 2 h. The crude product was purified *via* column chromatography (8 g silica, LP/EtOAc 50:1) to yield 76 mg (74%) of the title compound as a slightly yellow oil. ¹H NMR (400 MHz, CDCl₃): δ = 8.01–7.94 (m, 2H), 7.52–7.43 (m, 1H), 7.43–7.34 (m, 2H), 7.23–7.16 (m, 2H), 7.15–7.08 (m, 2H), 4.67 (q, *J* = 6.8 Hz, 1H), 2.30 (s, 3H), 1.54 (d, *J* = 6.9 Hz, 3H). ¹³C{¹H} NMR (101 MHz, CDCl₃): δ = 200.5, 138.6, 136.6, 136.6, 132.8, 129.8, 128.9, 128.6, 127.7, 47.6, 21.1, 19.6. HRMS (ESI): *m/z* [M + H]⁺ calcd for C₁₆H₁₇O: 225.1274; found: 225.1265

2-(2,3,4,5,6-Pentamethylphenyl)-1-phenyl-1-propanone (**3d**). Prepared following the general procedure C from commercially available starting material with a reaction time of 3.5 h. The crude product was purified *via* column chromatography (8 g silica, LP/EtOAc 50:1) to yield 31 mg (31%) of the title compound as off-white crystals. ¹H NMR (400 MHz, CDCl₃): δ = 7.32–7.16 (m, 5H), 4.13 (q, *J* = 7.0 Hz, 1H), 2.23 (s, 15H), 1.64 (d, *J* = 7.0 Hz, 3H). ¹³C{¹H} NMR (101 MHz, CDCl₃): δ = 211.1, 140.1, 138.7, 135.5, 132.8, 128.8, 128.5, 127.1, 54.9, 16.9, 16.8, 16.0. HRMS (ESI): *m/z* [M + H]⁺ calcd for C₂₀H₂₅O: 281.1900; found: 281.1895

1-(4-Chlorophenyl)-2-phenyl-1-propanone⁴⁵ (**3e**). Prepared following the general procedure C from commercially available starting material with a reaction time of 2 h. The crude product was purified *via* column chromatography (8 g silica, LP/EtOAc 50:1) to yield 87 mg (85%) of the title compound. ¹H NMR (400 MHz, CDCl₃): δ = 7.92–7.84 (m, 2H), 7.38–7.16 (m, 7H), 4.62 (q, *J* = 6.8 Hz, 1H), 1.53 (d, *J* = 6.8 Hz, 3H). ¹³C{¹H} NMR (101 MHz, CDCl₃): δ = 199.1, 141.3, 139.3, 134.9, 130.3, 129.2, 128.9, 127.8, 127.2, 48.2, 19.5. HRMS (ESI): *m/z* [M + H]⁺ calcd for C₁₅H₁₄ClO: 245.0728; found: 245.0712

1-(4-Bromophenyl)-2-phenyl-1-propanone⁴⁵ (**3f**). Prepared following the general procedure C from commercially available starting material with a reaction time of 2 h. The crude product was purified *via* column chromatography (8 g silica, LP/EtOAc 50:1) to yield 75 mg (74%) of the title compound. ¹H NMR (400 MHz, CDCl₃): δ = 7.84–7.76 (m, 2H), 7.56–7.46 (m, 2H), 7.36–7.25 (m, 3H), 7.25–7.16 (m, 2H), 4.61 (q, *J* = 6.8 Hz, 1H), 1.53 (d, *J* = 6.8 Hz, 3H). ¹³C{¹H} NMR (101 MHz, CDCl₃): δ = 199.3, 141.3, 135.2, 131.9, 130.4, 129.2, 128.0, 127.8, 127.2, 48.2, 19.5. HRMS (ESI): *m/z* [M + H]⁺ calcd for C₁₅H₁₄BrO: 289.0223; found: 289.0218

1-(3,4-Dimethoxyphenyl)-2-phenyl-1-propanone⁴⁶ (**3g**). Prepared following the general procedure C from compound **1g** with a reaction time of 2 h. The crude product was purified *via* column chromatography (8 g silica, LP/EtOAc 40:1, 20:1, 10:1) to yield 72 mg (68%) of the title compound. *R*_f = 0.54 (LP/EtOAc 2:1) ¹H NMR (400 MHz, CDCl₃): δ = 7.59 (dd, *J* = 8.4, 2.0 Hz, 1H), 7.53 (d, *J* = 2.0 Hz, 1H), 7.29 (d, *J* = 4.4 Hz, 4H), 7.19 (ddd, *J* = 8.6, 4.9, 3.9 Hz, 1H), 6.80 (d, *J* = 8.5 Hz, 1H), 4.65 (q, *J* = 6.9 Hz, 1H), 3.88 (d, *J* = 4.1 Hz, 6H), 1.52 (d, *J* = 6.8 Hz, 3H). ¹³C{¹H} NMR (101 MHz, CDCl₃): δ = 199.0, 153.1, 149.0, 142.2, 129.7, 129.1, 127.7, 126.9, 123.5, 111.1, 110.0, 56.1, 56.0, 47.6, 19.7. HRMS (ESI): *m/z* [M + H]⁺ calcd for C₁₇H₁₉O₃: 271.1329; found: 271.1323

1-(3-Methoxyphenyl)-2-phenyl-1-propanone⁴⁷ (**3h**). Prepared following the general procedure C from compound **1h** with a reaction time of 2 h. The crude product was purified *via* column chromatography (8 g silica, LP/EtOAc 70:1) to yield 88 mg (83%) of the title compound as a slightly orange oil. ¹H NMR (400 MHz, CDCl₃): δ = 7.51 (ddd, *J* = 7.7, 1.6, 1.0 Hz, 1H), 7.47 (dd, *J* = 2.7, 1.6 Hz, 1H), 7.34–7.21 (m, 5H), 7.21–7.12 (m, 1H), 6.99 (ddd, *J* = 8.3,

2.7, 1.0 Hz, 4H), 4.64 (q, *J* = 6.9 Hz, 1H), 3.76 (s, 3H), 1.51 (d, *J* = 6.9 Hz, 3H). ¹³C{¹H} NMR (101 MHz, CDCl₃): δ = 200.2, 159.8, 141.6, 138.0, 129.5, 129.1, 127.8, 127.0, 121.5, 119.4, 113.2, 55.4, 48.1, 19.6. HRMS (ESI): *m/z* [M + H]⁺ calcd for C₁₆H₁₇O₂: 241.1223; found: 241.1205

2-Phenyl-1-[3-(trifluoromethyl)phenyl]-1-propanone⁴⁴ (**3i**). Prepared following the general procedure C from compound **1i** with a reaction time of 2 h. The crude product was purified *via* column chromatography (8 g silica, LP/EtOAc 80:1) to yield 73 mg (69%) of the title compound. ¹H NMR (400 MHz, CDCl₃): δ = 8.21 (tt, *J* = 1.8, 0.8 Hz, 1H), 8.11–8.04 (m, 1H), 7.73–7.66 (m, 1H), 7.52–7.43 (m, 1H), 7.33–7.28 (m, 1H), 7.28–7.25 (m, 2H), 7.25–7.15 (m, 2H), 4.65 (q, *J* = 6.8 Hz, 1H), 1.54 (d, *J* = 6.8 Hz, 3H). ¹³C{¹H} NMR (101 MHz, CDCl₃): δ = 199.0, 140.9, 137.1, 132.0 (d, *J* = 1.5 Hz), 131.2 (q, *J* = 32.8 Hz), 129.3, 129.3 (q, *J* = 3.8 Hz), 129.2, 127.8, 127.3, 125.7 (q, *J* = 3.9 Hz), 123.0 (d, *J* = 275.8 Hz), 48.43, 19.47. HRMS (ESI): *m/z* [M + H]⁺ calcd for C₁₆H₁₄F₃O: 279.0991; found: 279.0986

1-[4-(2-Methylpropyl)phenyl]-2-phenyl-1-propanone (**3j**). Prepared following the general procedure C from compound **1j** with a reaction time of 2 h. The crude product was purified *via* column chromatography (8 g silica, LP/EtOAc 100:1) to yield 78 mg (74%) of the title compound. ¹H NMR (400 MHz, CDCl₃): δ = 7.93–7.85 (m, 2H), 7.35–7.25 (m, 4H), 7.25–7.18 (m, 1H), 7.18–7.12 (m, 2H), 4.69 (q, *J* = 6.9 Hz, 1H), 2.48 (d, *J* = 7.2 Hz, 2H), 1.85 (dh, *J* = 13.4, 6.7 Hz, 1H), 1.54 (d, *J* = 6.9 Hz, 3H), 0.88 (dd, *J* = 6.6, 0.6 Hz, 6H). ¹³C{¹H} NMR (101 MHz, CDCl₃): δ = 200.0, 147.3, 141.7, 134.3, 129.3, 128.9, 128.8, 127.8, 126.8, 47.7, 45.4, 30.1, 22.4, 22.3, 19.6. HRMS (ESI): *m/z* [M + H]⁺ calcd for C₁₉H₂₃O: 267.1743; found: 267.1739

1-(4-Methylphenyl)-2-phenyl-1-propanone⁴⁸ (**3k**). Prepared following the general procedure C from compound **1k** with a reaction time of 2 h. The crude product was purified *via* column chromatography (8 g silica, LP/EtOAc 70:1) to yield 82 mg (77%) of the title compound as a yellow oil. ¹H NMR (400 MHz, CDCl₃): δ = 7.91–7.84 (m, 2H), 7.34–7.25 (m, 4H), 7.25–7.14 (m, 3H), 4.68 (q, *J* = 6.9 Hz, 1H), 2.35 (s, 3H), 1.54 (d, *J* = 6.9 Hz, 3H). ¹³C{¹H} NMR (101 MHz, CDCl₃): δ = 200.0, 143.6, 141.8, 134.1, 129.3, 129.0, 129.0, 127.8, 126.9, 47.8, 21.7, 19.6. HRMS (ESI): *m/z* [M + H]⁺ calcd for C₁₆H₁₇O: 225.1274; found: 225.1252

1-(2-Naphthyl)-2-phenyl-1-propanone⁴⁹ (**3l**). Prepared following the general procedure C from compound **1l** with a reaction time of 2 h. The crude product was purified *via* column chromatography (8 g silica, LP/EtOAc 80:1) to yield 64 mg (61%) of the title compound. ¹H NMR (400 MHz, CDCl₃): δ = 8.52–8.47 (m, 1H), 8.03 (dd, *J* = 8.7, 1.8 Hz, 1H), 7.90 (dd, *J* = 8.1, 1.4 Hz, 1H), 7.82 (dd, *J* = 8.6, 1.8 Hz, 2H), 7.58–7.49 (m, 2H), 7.40–7.24 (m, 4H), 7.24–7.15 (m, 1H), 4.86 (q, *J* = 6.9 Hz, 1H), 1.61 (d, *J* = 6.9 Hz, 3H). ¹³C{¹H} NMR (101 MHz, CDCl₃): δ = 200.4, 141.7, 135.5, 134.0, 132.6, 130.6, 129.7, 129.1, 128.5, 128.4, 127.9, 127.8, 127.0, 126.8, 124.7, 48.1, 19.7. HRMS (ESI): *m/z* [M + H]⁺ calcd for C₁₉H₁₇O: 261.1274; found: 261.1267

1,2-Bis(4-methoxyphenyl)-1-propanone⁵⁰ (**3m**). Prepared following the general procedure C from commercially available starting material with a reaction time of 4 h. The crude product was purified *via* column chromatography (8 g silica, LP/EtOAc 10:1) to yield 76 mg (74%) of the title compound. ¹H NMR (400 MHz, CDCl₃): δ = 7.98–7.90 (m, 2H), 7.24–7.16 (m, 2H), 6.90–6.78 (m, 4H), 4.60 (q, *J* = 6.8 Hz, 1H), 3.81 (s, 3H), 3.75 (s, 3H), 1.49 (d, *J* = 6.9 Hz, 3H). ¹³C{¹H} NMR (101 MHz, CDCl₃): δ = 199.2, 163.3, 158.5, 134.1, 131.2, 129.6, 128.8, 114.5, 113.8, 55.5, 55.3, 46.7, 19.7. HRMS (ESI): *m/z* [M + H]⁺ calcd for C₁₇H₁₉O₃: 271.1329; found: 271.1326

1-(2H-1,3-Benzodioxol-5-yl)-2-phenyl-1-propanone⁵¹ (**3n**). Prepared following the general procedure C from compound **1n** with a reaction time of 2 h. The crude product was purified *via* column chromatography (8 g silica, LP/EtOAc 80:1) to yield 65 mg (61%) of the title compound as white crystals. ¹H NMR (400 MHz, CDCl₃): δ = 7.57 (dd, *J* = 8.2, 1.8 Hz, 1H), 7.44 (d, *J* = 1.7 Hz, 1H), 7.34–7.22 (m, 4H), 7.22–7.15 (m, 1H), 6.76 (d, *J* = 8.2 Hz, 1H), 5.98 (s, 2H), 4.59 (q, *J* = 6.8 Hz, 1H), 1.51 (d, *J* = 6.9 Hz, 3H). ¹³C{¹H} NMR

(101 MHz, CDCl₃): δ = 198.5, 151.6, 148.2, 141.9, 131.4, 129.1, 127.8, 127.0, 125.1, 108.7, 107.9, 101.9, 47.8, 19.7. HRMS (ESI): m/z [M + H]⁺ calcd for C₁₆H₁₅O₃: 255.1016; found: 255.1006

2-(3-Methoxyphenyl)-1-phenyl-1-propanone⁴⁴ (3o). Prepared following the general procedure C from compound **1o** with a reaction time of 3 h. The crude product was purified *via* column chromatography (8 g silica, LP/EtOAc 80:1) to yield 75 mg (71%) of the title compound as a yellow oil. ¹H NMR (400 MHz, CDCl₃): δ = 8.01–7.93 (m, 2H), 7.53–7.42 (m, 1H), 7.42–7.33 (m, 2H), 7.26–7.16 (m, 1H), 6.89 (ddd, J = 7.7, 1.7, 1.0 Hz, 1H), 6.84 (dd, J = 2.6, 1.7 Hz, 1H), 6.75 (ddd, J = 8.2, 2.6, 0.9 Hz, 1H), 4.66 (q, J = 6.8 Hz, 1H), 3.76 (s, 3H), 1.54 (d, J = 6.8 Hz, 3H). ¹³C{¹H} NMR (101 MHz, CDCl₃): δ = 200.2, 160.1, 143.1, 136.6, 132.9, 130.1, 128.8, 128.6, 120.3, 113.6, 112.2, 55.3, 48.0, 19.5. HRMS (ESI): m/z [M + H]⁺ calcd for C₁₆H₁₇O₃: 241.1223; found: 241.1217

1-(4-Methoxyphenyl)-2-phenyl-1-propanone⁴⁴ (3p). Prepared following the general procedure C from commercially available starting material with a reaction time of 3 h. The crude product was purified *via* column chromatography (8 g silica, LP/EtOAc 60:1, 50:1) to yield 73 mg (70%) of the title compound as a slightly yellow oil.

Procedure for One-Pot O- and α -Methylation. Prepared following the general procedure C from commercially available 1-(4-hydroxyphenyl)-2-phenylethanone with a reaction time of 6 h. After 3 h reaction time and before the workup, another 2 equiv of PhMe₃NI and KOH each were added at room temperature, and the reaction was subsequently heated up again to 130 °C for another 3 h. The crude product was purified *via* column chromatography (8 g silica, LP/EtOAc 70:1–50:1) to yield 95 mg (84%) of the title compound as a slightly yellow oil. Spectra were according to compound **3p**. ¹H NMR (400 MHz, CDCl₃): δ = 8.00–7.91 (m, 2H), 7.33–7.24 (m, 4H), 7.24–7.15 (m, 1H), 6.90–6.81 (m, 2H), 4.65 (q, J = 6.9 Hz, 1H), 3.81 (s, 3H), 1.52 (d, J = 6.9 Hz, 3H). ¹³C{¹H} NMR (101 MHz, CDCl₃): δ = 199.0, 163.3, 142.0, 131.2, 129.6, 129.0, 127.8, 126.9, 113.8, 55.5, 47.6, 19.7. HRMS (ESI): m/z [M + H]⁺ calcd for C₁₆H₁₇O₃: 241.1223; found: 241.1236

2-(4-Fluorophenyl)-1-phenyl-1-propanone⁴⁴ (3q). Prepared following the general procedure C from compound **1q** with a reaction time of 2.5 h. The crude product was purified *via* column chromatography (8 g silica, LP/EtOAc 80:1) to yield 82 mg (77%) of the title compound as a colorless oil. ¹H NMR (400 MHz, CDCl₃): δ = 7.98–7.91 (m, 2H), 7.54–7.45 (m, 1H), 7.44–7.34 (m, 2H), 7.31–7.21 (m, 2H), 7.04–6.93 (m, 2H), 4.70 (q, J = 6.9 Hz, 1H), 1.53 (d, J = 6.9 Hz, 3H). ¹³C{¹H} NMR (101 MHz, CDCl₃): δ = 200.3, 161.9 (d, J = 245.4 Hz), 137.2 (d, J = 3.3 Hz), 136.4, 133.0, 129.4 (d, J = 8.0 Hz), 128.8, 128.7, 115.9 (d, J = 21.3 Hz), 47.0, 19.7. HRMS (ESI): m/z [M + H]⁺ calcd for C₁₅H₁₄FO: 229.1023; found: 229.1003

1-[1,1'-Biphenyl]-4-yl-2-phenyl-1-propanone⁴⁴ (3r). Prepared following the general procedure C from compound **1r** with a reaction time of 2.5 h. The crude product was purified *via* column chromatography (8 g silica, LP/EtOAc 75:1) to yield 55 mg (52%) of the title compound as an off-white solid. ¹H NMR (400 MHz, CDCl₃): δ = 8.09–8.02 (m, 2H), 7.65–7.55 (m, 4H), 7.48–7.36 (m, 4H), 7.36–7.28 (m, 4H), 7.28–7.19 (m, 1H), 4.74 (q, J = 6.8 Hz, 1H), 1.59 (d, J = 6.8 Hz, 3H). ¹³C{¹H} NMR (101 MHz, CDCl₃): δ = 199.9, 145.5, 141.6, 139.9, 135.2, 129.4, 129.1, 129.0, 128.2, 127.8, 127.3, 127.2, 127.0, 48.0, 19.6. HRMS (ESI): m/z [M + H]⁺ calcd for C₂₁H₁₉O: 287.1430; found: 287.1439

2-Methyl-1,3-diphenyl-1,3-propanedione⁵² (3s). Prepared following the general procedure C from commercially available starting material with a reaction time of 2.5 h. The crude product was purified *via* column chromatography (LP/EtOAc 80:1, 50:1, 20:1) to yield 36 mg (35%) of the title compound as white crystals. ¹H NMR (400 MHz, CDCl₃): δ = 8.00–7.92 (m, 4H), 7.60–7.50 (m, 2H), 7.49–7.39 (m, 4H), 5.28 (q, J = 7.0 Hz, 1H), 1.60 (d, J = 7.0 Hz, 3H). ¹³C{¹H} NMR (100 MHz, CDCl₃): δ = 197.3, 135.7, 133.5, 128.9, 128.6, 51.0, 14.4. HRMS (ESI): m/z [M + H]⁺ calcd for C₁₆H₁₅O₂: 239.1067; found: 239.1052

2-Methyl-4-phenylcyclohexanone⁵³ (3t). Prepared following the general procedure C from commercially available starting material with a reaction time of 18 h. The crude product was purified *via* column chromatography (8 g silica LP/EtOAc 80:1–10:1) to yield 18 mg (17%) of the title compound as a colorless oil. ¹H NMR (400 MHz, CDCl₃): δ = 7.33–7.23 (m, 2H), 7.23–7.14 (m, 3H), 3.10 (tt, J = 12.4, 3.5 Hz, 1H), 2.64–2.53 (m, 1H), 2.53–2.42 (m, 2H), 2.26–2.14 (m, 2H), 1.98–1.81 (m, 1H), 1.69–1.57 (m, 1H), 1.03 (d, J = 6.5 Hz, 3H). ¹³C{¹H} NMR (101 MHz, CDCl₃): δ = 212.7, 144.9, 128.7, 126.8, 126.7, 44.9, 43.6, 43.5, 41.7, 35.1, 14.6. HRMS (ESI): m/z [M + H]⁺ calcd for C₁₃H₁₇O: 189.1274; found: 189.1277

5-Methyl-2-phenyl-3-hexanone⁵⁴ (3u). Prepared following the general procedure C from commercially available starting material with a reaction time of 16 h. The crude product was purified *via* flash column chromatography (15 g silica, LP/EtOAc 80:1) to yield 80 mg (77%) of the title compound as a colorless oil. ¹H NMR (400 MHz, CDCl₃): δ = 7.36–7.27 (m, 2H), 7.29–7.19 (m, 1H), 7.21–7.16 (m, 2H), 3.71 (q, J = 7.0 Hz, 1H), 2.30–2.15 (m, 2H), 2.09 (dp, J = 13.4, 6.6 Hz, 1H), 1.38 (d, J = 6.9 Hz, 3H), 0.84 (d, J = 6.6 Hz, 3H), 0.75 (d, J = 6.6 Hz, 3H). ¹³C{¹H} NMR (100 MHz, CDCl₃): δ = 210.5, 140.6, 128.9, 128.0, 127.2, 53.4, 50.1, 24.5, 22.7, 22.4, 17.5.

Methyl 4-(1-Methyl-2-oxo-2-phenylethyl)benzoate⁵⁵ (3v). Prepared following the general procedure C from compound **1v** with a reaction time of 2 h. The crude product was purified *via* flash column chromatography (15 g silica, LP/EtOAc 20:1, 10:1) to yield 34 mg (32%) of the title compound as a colorless oil. ¹H NMR (400 MHz, CDCl₃): δ = 8.00–7.89 (m, 4H), 7.53–7.44 (m, 1H), 7.43–7.32 (m, 4H), 4.74 (q, J = 6.8 Hz, 1H), 3.87 (s, 3H), 1.55 (d, J = 6.9 Hz, 3H). ¹³C{¹H} NMR (100 MHz, CDCl₃): δ = 199.79, 166.89, 146.74, 136.33, 133.17, 130.41, 128.99, 128.84, 128.71, 127.97, 52.19, 47.97, 19.42. HRMS (ESI): m/z [M + H]⁺ calcd for C₁₇H₁₇O₃: 269.1172; found: 269.1196

Ethyl 4-(1-Methyl-2-oxo-2-phenylethyl)benzoate⁵⁷ (3w). Prepared following the general procedure C from compound **1w** with a reaction time of 2 h. The crude product was purified *via* flash column chromatography (15 g silica, LP/EtOAc 20:1, 10:1) to yield 37 mg (37%) of the title compound as a colorless oil. ¹H NMR (400 MHz, CDCl₃): δ = 8.01–7.95 (m, 2H), 7.95–7.89 (m, 2H), 7.52–7.44 (m, 1H), 7.43–7.32 (m, 4H), 4.74 (q, J = 6.9 Hz, 1H), 4.34 (q, J = 7.1 Hz, 2H), 1.55 (d, J = 6.9 Hz, 3H), 1.35 (t, J = 7.1 Hz, 3H). ¹³C{¹H} NMR (100 MHz, CDCl₃): δ = 199.79, 166.41, 146.63, 136.34, 133.14, 130.38, 129.35, 128.84, 128.70, 127.91, 61.03, 48.00, 27.90, 19.42, 14.44. HRMS (ESI): m/z [M + H]⁺ calcd for C₁₈H₁₉O₃: 283.1329; found: 283.1338

1-(4-Methoxyphenyl)-2-phenylethanone⁵⁶ (3x). Prepared following the general procedure C, with the deviation of using only 1 equiv of PhMe₃NI, from commercially available starting material with a reaction time of 2 h. The crude product was purified *via* column chromatography (LP/EtOAc 70:1–50:1) to yield 68 mg (64%) of the title compound as a colorless oil. ¹H NMR (400 MHz, CDCl₃): δ = 8.02–7.94 (m, 2H), 7.34–7.17 (m, 5H), 6.95–6.86 (m, 2H), 4.21 (s, 2H), 3.82 (s, 3H). ¹³C{¹H} NMR (100 MHz, CDCl₃): δ = 196.3, 163.6, 135.1, 131.0, 129.7, 129.5, 128.7, 126.9, 113.9, 55.5, 45.3.

Methyl 4-(Biphenyl-4-yl)-4-oxobutanoate⁵⁷ (3y). Prepared following the general procedure C, with the deviation of using 3 equiv of KOH, from commercially available fenbufen with a reaction time of 24 h. The crude product was purified *via* column chromatography (LP/EtOAc 30:1–1:1) to yield 72 mg (68%) of the title compound as yellow crystals. ¹H NMR (400 MHz, CDCl₃): δ = 8.10–8.02 (m, 2H), 7.73–7.66 (m, 2H), 7.66–7.59 (m, 2H), 7.52–7.43 (m, 2H), 7.43–7.36 (m, 1H), 3.72 (s, 3H), 3.35 (t, J = 6.7 Hz, 2H), 2.80 (t, J = 6.6 Hz, 2H). ¹³C{¹H} NMR (100 MHz, CDCl₃): δ = 197.7, 173.5, 146.0, 139.9, 135.3, 129.1, 128.7, 128.4, 127.4, 51.9, 33.5, 28.2. HRMS (ESI): m/z [M + H]⁺ calcd for C₁₈H₁₉O₃: 283.1329; found: 283.1333

Methyl 3-Methyl-4-oxo-4-(4-phenylphenyl)butanoate (3z). An 8 mL glass vial equipped with a magnetic stirring bar was charged with fenbufen (100 mg, 1 equiv), PhMe₃NI (2 equiv), and KOH (3 equiv). The vial was sealed with a septum screw cap. Using a cannula, the vial was evacuated and backfilled with argon three times. Anisole (2 mL,

0.2 M) was added *via* a syringe. Evacuation and backfilling with argon were repeated three times under vigorous stirring that no boiling delay occurred. Subsequently, the septum screw cap was exchanged for a closed Wheaton cap, and the vial was sealed tightly. The resulting inhomogeneous mixture was heated to 130 °C in a metallic heating block for 3 h. The reaction mixture was cooled to room temperature, and additional PhMe₃NI (2 equiv) and KOH (2 equiv) were added. Subsequently, the reaction was heated up to 130 °C and stirred for 4 days (with further addition of 2 equiv PhMe₃NI and 2 equiv KOH after 48 h). The reaction was cooled to room temperature. HCl (2 N, 2 mL) were added, and the mixture was extracted three times with EtOAc (20 mL each). The combined organic phases were washed twice with 2 N HCl (3 mL each) and once with brine, dried over anhydrous Na₂SO₄, filtered, and concentrated. The obtained crude product was purified *via* hand column with unmodified silica gel (15 g silica, LP/EtOAc 30:1–1:1), yielding 34 mg (31%) of the title compound as a colorless oil. ¹H NMR (400 MHz, CDCl₃): δ = 8.11–8.04 (m, 2H), 7.74–7.67 (m, 2H), 7.67–7.59 (m, 2H), 7.52–7.43 (m, 2H), 7.43–7.36 (m, 1H), 3.99 (dq, *J* = 8.5, 7.2, 5.7 Hz, 1H), 3.66 (s, 3H), 3.00 (dd, *J* = 16.8, 8.4 Hz, 1H), 2.49 (dd, *J* = 16.8, 5.7 Hz, 1H), 1.27 (d, *J* = 7.2 Hz, 3H). ¹³C{¹H} NMR (100 MHz, CDCl₃): δ = 202.3, 172.9, 145.8, 140.0, 134.6, 129.1, 129.0, 128.3, 127.4, 127.3, 51.8, 37.3, 37.3, 18.0. HRMS (ESI): *m/z* [M + H]⁺ calcd for C₁₉H₂₁O₃: 297.1485; found: 297.1490

1-(4-Fluorophenyl)-2-phenyl-1-butanone⁵³ (4a). Prepared following the general procedure C, except for the use of PhEt₃NI (2 equiv) instead of PhMe₃NI, from commercially available starting material with a reaction time of 5 h. The crude product was purified *via* column chromatography (8 g silica LP/EtOAc 50:1–40:1) to yield 83 mg (78%) of the title compound. ¹H NMR (400 MHz, CDCl₃): δ = 7.96 (dd, *J* = 8.9, 5.4 Hz, 2H), 7.52–7.11 (m, 5H), 7.03 (dd, *J* = 9.0, 8.3 Hz, 1H), 4.36 (t, *J* = 7.2 Hz, 2H), 2.17 (dp, *J* = 12.8, 7.3 Hz, 1H), 1.83 (dp, *J* = 13.6, 7.4 Hz, 1H), 0.88 (t, *J* = 7.4 Hz, 3H). ¹³C{¹H} NMR (101 MHz, CDCl₃): δ = 198.6, 165.6 (d, *J* = 254.6 Hz), 139.6, 133.5, 131.4 (d, *J* = 9.2 Hz), 129.0, 128.3, 127.2, 115.7 (d, *J* = 21.8 Hz), 55.6, 27.2, 12.4. ¹⁹F NMR (376 MHz, CDCl₃): δ = –105.7. HRMS (ESI): *m/z* [M + H]⁺ calcd for C₁₆H₁₆FO: 243.1180; found: 243.1186

1,2-Bis(4-methoxyphenyl)-1-butanone⁵⁸ (4b). Prepared following the general procedure C, except for the use of PhEt₃NI (2 equiv) instead of PhMe₃NI, from commercially available starting material with a reaction time of 4 h. The crude product was purified *via* column chromatography (15 g silica LP/EtOAc 30:1–20:1) to yield 74 mg (68%) of the title compound. ¹H NMR (400 MHz, CDCl₃): δ = 8.00–7.91 (m, 2H), 7.25–7.17 (m, 2H), 6.90–6.78 (m, 4H), 4.35 (t, *J* = 7.3 Hz, 1H), 3.81 (s, 3H), 3.75 (s, 3H), 2.23–2.08 (m, 1H), 1.82 (dq, *J* = 13.6, 7.4 Hz, 1H), 0.89 (t, *J* = 7.4 Hz, 3H). ¹³C{¹H} NMR (101 MHz, CDCl₃): δ = 198.9, 163.2, 158.6, 132.2, 131.0, 130.1, 129.3, 114.3, 113.7, 55.5, 55.3, 54.2, 27.2, 12.4. HRMS (ESI): *m/z* [M + H]⁺ calcd for C₁₈H₂₁O₃: 285.1485; found: 285.1492

2-Methyl-5-phenyl-4-heptanone (4c). Prepared following the general procedure C, except for the use of PhEt₃NI (2 equiv) instead of PhMe₃NI, from commercially available starting material with a reaction time of 18 h. The crude product was purified *via* column chromatography (15 g silica LP/Et₂O 100:1–100:3) to yield 65 mg (57%) of the title compound as a slightly yellow oil. ¹H NMR (400 MHz, CDCl₃): δ = 7.38–7.30 (m, 2H), 7.29–7.24 (m, 1H), 7.24–7.18 (m, 2H), 3.51 (t, *J* = 7.4 Hz, 1H), 2.33–2.17 (m, 2H), 2.17–2.00 (m, 2H), 1.72 (dp, *J* = 13.7, 7.5 Hz, 1H), 0.89–0.80 (m, 6H), 0.76 (d, *J* = 6.6 Hz, 3H). ¹³C{¹H} NMR (101 MHz, CDCl₃): δ = 210.2, 139.0, 128.8, 128.4, 127.1, 61.3, 51.0, 25.3, 24.3, 22.7, 22.3, 12.2. HRMS (ESI): *m/z* [M + H]⁺ calcd for C₁₄H₂₁O: 205.1587; found: 205.1593

1-(4-Fluorophenyl)-2,3-diphenylpropan-1-one⁵⁹ (5a). Prepared following the general procedure C, except for the use of BnMe₃NCl (1.1 equiv) instead of PhMe₃NI, from commercially available starting material with a reaction time of 1 h. The crude product was purified *via* column chromatography (15 g silica, LP/EtOAc 150:1–100:1) to yield 119 mg (84%) of the title compound as white crystals. ¹H NMR (400 MHz, CDCl₃): δ = 7.99–7.89 (m, 2H), 7.32–7.13 (m, 8H),

7.13–7.06 (m, 2H), 7.05–6.96 (m, 2H), 4.78 (t, *J* = 7.2 Hz, 1H), 3.58 (dd, *J* = 13.7, 7.5 Hz, 1H), 3.08 (dd, *J* = 13.7, 7.0 Hz, 1H). ¹³C{¹H} NMR (100 MHz, CDCl₃): δ = 197.7, 165.6 (d, *J* = 254.9 Hz), 139.7, 139.0, 133.2 (d, *J* = 3.0 Hz), 131.4, 131.3, 129.2, 129.1, 128.3 (d, *J* = 4.6 Hz), 127.3, 126.3, 115.6 (d, *J* = 21.9 Hz), 56.0, 40.2. HRMS (ESI): *m/z* [M + H]⁺ calcd for C₂₁H₁₈FO: 305.1336; found: 305.1354

1,2-Bis(4-methoxy-phenyl)-3-phenyl-propan-1-one⁶⁰ (5b). Prepared following the general procedure C, except for the use of BnMe₃NCl (1.1 equiv) instead of PhMe₃NI, from commercially available starting material with a reaction time of 2 h. The crude product was purified *via* column chromatography (15 g silica, LP/EtOAc 100:1, 40:1, 20:1, 10:1) to yield 121 mg (89%) of the title compound as white crystals. ¹H NMR (400 MHz, CDCl₃): δ = 7.96–7.87 (m, 2H), 7.24–7.11 (m, 5H), 7.11–7.04 (m, 2H), 6.87–6.75 (m, 4H), 4.72 (t, *J* = 7.2 Hz, 1H), 3.79 (s, 3H), 3.75 (s, 3H), 3.53 (dd, *J* = 13.7, 7.3 Hz, 1H), 3.04 (dd, *J* = 13.7, 7.2 Hz, 1H). ¹³C{¹H} NMR (100 MHz, CDCl₃): δ = 198.0, 163.3, 158.6, 140.1, 131.6, 131.0, 129.8, 129.3, 129.2, 128.2, 126.1, 114.3, 113.7, 55.5, 55.2, 54.7, 40.2. HRMS (ESI): *m/z* [M + H]⁺ calcd for C₂₃H₂₃O₃: 347.1642; found: 347.1650

5-Methyl-1,2-diphenyl-3-hexanone (5c). Prepared following the general procedure C, except for the use of BnMe₃NCl (1.1 equiv) instead of PhMe₃NI, from commercially available starting material with a reaction time of 2 h. The crude product was purified *via* column chromatography (15 g silica, LP/Et₂O 100:1–100:3) to yield 115 mg (78%) of the title compound as white crystals. ¹H NMR (400 MHz, CDCl₃): δ = 7.47–7.29 (m, 7H), 7.29–7.23 (m, 1H), 7.22–7.16 (m, 2H), 4.07–3.98 (m, 1H), 3.56 (ddd, *J* = 13.7, 7.9, 1.6 Hz, 1H), 3.03 (ddd, *J* = 13.7, 6.8, 1.4 Hz, 1H), 2.29 (dt, *J* = 6.3, 1.3 Hz, 2H), 2.25–2.09 (m, 1H), 0.89 (dd, *J* = 6.6, 1.2 Hz, 3H), 0.79 (dd, *J* = 6.5, 1.2 Hz, 3H). ¹³C{¹H} NMR (100 MHz, CDCl₃): δ = 209.3, 139.9, 138.5, 129.1, 128.9, 128.5, 128.3, 128.0, 127.3, 127.1, 126.1, 61.3, 51.4, 38.7, 24.2, 22.6, 22.1. HRMS (ESI): *m/z* [M + H]⁺ calcd for C₁₉H₂₃O: 267.1743; found: 267.1755

ASSOCIATED CONTENT

Supporting Information

The Supporting Information is available free of charge at <https://pubs.acs.org/doi/10.1021/acs.joc.1c03158>.

Detailed procedure for quantitative ¹⁹F NMR measurements, complete optimization screening data, experimental procedures, and characterization data for all compounds isolated (PDF)

AUTHOR INFORMATION

Corresponding Author

Michael Schnürch – Institute of Applied Synthetic Chemistry, TU Wien, 1060 Wien, Austria; orcid.org/0000-0003-2946-9294; Email: michael.schnuerch@tuwien.ac.at

Author

Johanna Templ – Institute of Applied Synthetic Chemistry, TU Wien, 1060 Wien, Austria

Complete contact information is available at: <https://pubs.acs.org/doi/10.1021/acs.joc.1c03158>

Author Contributions

The manuscript was written through contributions of all authors. All authors have given approval to the final version of the manuscript.

Funding

Open Access is funded by the Austrian Science Fund (FWF).

Notes

The authors declare no competing financial interest.

ACKNOWLEDGMENTS

This work was funded by the Austrian Science Fund (FWF, project number P33064-N).

REFERENCES

- (1) Barreiro, E. J.; Kümmerle, A. E.; Fraga, C. A. M. The Methylation Effect in Medicinal Chemistry. *Chem. Rev.* **2011**, *111*, 5215–5246.
- (2) Gomtsyan, A.; Bayburt, E. K.; Keddy, R.; Turner, S. C.; Jinkerson, T. K.; Didomenico, S.; Perner, R. J.; Koenig, J. R.; Drizin, I.; McDonald, H. A.; Surowy, C. S.; Honore, P.; Mikusa, J.; Marsh, K. C.; Wetter, J. M.; Faltynek, C. R.; Lee, C.-H. α -Methylation at benzylic fragment of N-aryl-N'-benzyl ureas provides TRPV1 antagonists with better pharmacokinetic properties and higher efficacy in inflammatory pain model. *Bioorg. Med. Chem. Lett.* **2007**, *17*, 3894–3899.
- (3) Schönherr, H.; Cernak, T. Profound Methyl Effects in Drug Discovery and a Call for New C–H Methylation Reactions. *Angew. Chem., Int. Ed.* **2013**, *52*, 12256–12267.
- (4) Sun, S.; Fu, J. Methyl-containing pharmaceuticals: Methylation in drug design. *Bioorg. Med. Chem. Lett.* **2018**, *28*, 3283–3289.
- (5) Smith, D.; Delost, M.; Qureshi, H.; Njardarson, J. Top 200 pharmaceutical products by retail sales in 2016, 2017. <http://njardarson.lab.arizona.edu/sites>.
- (6) Aynedinova, D.; Callens, M. C.; Hicks, H. B.; Poh, C. Y. X.; Shennan, B. D. A.; Boyd, A. M.; Lim, Z. H.; Leitch, J. A.; Dixon, D. J. Installing the “magic methyl”–C–H methylation in synthesis. *Chem. Soc. Rev.* **2021**, *50*, 5517–5563.
- (7) Börgel, J.; Ritter, T. Late-Stage Functionalization. *Chem* **2020**, *6*, 1877–1887.
- (8) Cernak, T.; Dykstra, K. D.; Tyagarajan, S.; Vachal, P.; Krska, S. W. The medicinal chemist's toolbox for late stage functionalization of drug-like molecules. *Chem. Soc. Rev.* **2016**, *45*, 546–576.
- (9) Feng, K.; Quevedo, R. E.; Kohrt, J. T.; Oderinde, M. S.; Reilly, U.; White, M. C. Late-stage oxidative C(sp³)–H methylation. *Nature* **2020**, *580*, 621–627.
- (10) Friis, S. D.; Johansson, M. J.; Ackermann, L. Cobalt-catalysed C–H methylation for late-stage drug diversification. *Nat. Chem.* **2020**, *12*, 511–519.
- (11) Ni, S.; Hribersek, M.; Baddigam, S. K.; Ingner, F. J. L.; Orthaber, A.; Gates, P. J.; Pilarski, L. T. Mechanochemical Solvent-Free Catalytic C–H Methylation. *Angew. Chem., Int. Ed.* **2021**, *60*, 6660–6666.
- (12) Vasilopoulos, A.; Krska, S. W.; Stahl, S. S. C(sp³)–H methylation enabled by peroxide photosensitization and Ni-mediated radical coupling. *Science* **2021**, *372*, 398–403.
- (13) Tsukamoto, Y.; Itoh, S.; Kobayashi, M.; Obora, Y. Iridium-Catalyzed α -Methylation of α -Aryl Esters Using Methanol as the C1 Source. *Org. Lett.* **2019**, *21*, 3299–3303.
- (14) Chen, Y. Recent Advances in Methylation: A Guide for Selecting Methylation Reagents. *Chem. - Eur. J.* **2019**, *25*, 3405–3439.
- (15) Moulay, S. C-Methylation of Organic Substrates: A Comprehensive Overview. Part II—Methyl Metals as Methylating Agents. *Chem. Afr.* **2020**, *3*, 845–880.
- (16) Spettel, M.; Pollice, R.; Schnürch, M. Quaternary Ammonium Salts as Alkylating Reagents in C–H Activation Chemistry. *Org. Lett.* **2017**, *19*, 4287–4290.
- (17) Schönbauer, D.; Spettel, M.; Pollice, R.; Pittenauer, E.; Schnürch, M. Investigations of the generality of quaternary ammonium salts as alkylating agents in direct C–H alkylation reactions: solid alternatives for gaseous olefins. *Org. Biomol. Chem.* **2019**, *17*, 4024–4030.
- (18) Jones, R. A. *Quaternary Ammonium Salts: Their Use in Phase-Transfer Catalysis*; Elsevier, 2000.
- (19) Holbrey, J. D.; Seddon, K. Ionic liquids. In *Clean Products and Processes*; Springer, 1999; Vol. 1, pp 223–236.
- (20) Maraš, N.; Polanc, S.; Kočevar, M. Microwave-assisted methylation of phenols with tetramethylammonium chloride in the presence of K₂CO₃ or Cs₂CO₃. *Tetrahedron* **2008**, *64*, 11618–11624.
- (21) Maraš, N.; Polanc, S.; Kočevar, M. Synthesis of aryl alkyl ethers by alkylation of phenols with quaternary ammonium salts. *Acta Chim. Slov.* **2010**, *57*, 29–36.
- (22) Gholipour, F.; Rahmani, M.; Panahi, F. Efficient and selective microwave-assisted O-methylation of phenolic compounds using tetramethylammonium hydroxide (TMAH). *Green Process. Synth.* **2019**, *8*, 584–589.
- (23) Khalafi-Nezhad, A.; Zare, A.; Parhami, A.; Hasaninejad, A.; Zare, A. M. Quaternary ammonium salts as highly efficient and green alkylating agents for N-alkylation of azaheterocycles under microwave irradiation. *J. Iran. Chem. Soc.* **2008**, *5*, S40–S46.
- (24) Cheng, H.-G.; Pu, M.; Kundu, G.; Schoenebeck, F. Selective Methylation of Amides, N-Heterocycles, Thiols, and Alcohols with Tetramethylammonium Fluoride. *Org. Lett.* **2020**, *22*, 331–334.
- (25) Uemura, T.; Yamaguchi, M.; Chatani, N. Phenyltrimethylammonium Salts as Methylation Reagents in the Nickel-Catalyzed Methylation of C–H Bonds. *Angew. Chem., Int. Ed.* **2016**, *55*, 3162–3165.
- (26) Prat, D.; Hayler, J.; Wells, A. A survey of solvent selection guides. *Green Chem.* **2014**, *16*, 4546–4551.
- (27) deGonzalo, G.; Alcántara, A. R.; DomínguezdeMaría, P. Cyclopentyl Methyl Ether (CPME): A Versatile Eco-Friendly Solvent for Applications in Biotechnology and Biorefineries. *ChemSusChem* **2019**, *12*, 2083–2097.
- (28) Aitken, R. A. et al. Product Class 29: Arylammonium Salts. In *Science of Synthesis: Houben-Weyl Methods of Molecular Transformations Vol. 31b: Arene-X (X= N, P)*, 1st ed.; Georg Thieme Verlag: Stuttgart, 2007.
- (29) Umwandlung, B. von quartären Ammoniumverbindungen. In *Stickstoffverbindungen 2*, 4th ed.; Georg Thieme Verlag: Stuttgart, 1958; Vol. XI/2.
- (30) Friis, S. D.; Lindhardt, A. T.; Skrydstrup, T. The Development and Application of Two-Chamber Reactors and Carbon Monoxide Precursors for Safe Carbonylation Reactions. *Acc. Chem. Res.* **2016**, *49*, 594–605.
- (31) Artaud, I.; Torossian, G.; Viout, P. Alkylation directe de cétones et d'aldehydes en présence de potasse solide en suspension. *Tetrahedron* **1985**, *41*, 5031–5037.
- (32) Kumar, S.; Reddy, L. C. S.; Kumar, Y.; Kumar, A.; Singh, B. K.; Kumar, V.; Malhotra, S.; Pandey, M. K.; Jain, R.; Thimmulappa, R.; Sharma, S. K.; Prasad, A. K.; Biswal, S.; Van der Eycken, E.; DePass, A. L.; Malhotra, S. V.; Ghosh, B.; Parmar, V. S. Arylalkyl Ketones, Benzophenones, Desoxybenzoins and Chalcones Inhibit TNF- α Induced Expression of ICAM-1: Structure-Activity Analysis. *Arch. Pharm.* **2012**, *345*, 368–377.
- (33) Zhou, H.; Dong, Y.; Ma, X.; Xu, J.; Xu, S. Development of a novel truncated deguelin derivative possessing nitric oxide donor as a potential anti-lung cancer agent. *Fitoterapia* **2020**, *146*, No. 104670.
- (34) An, H.; Lee, S.; Lee, J. M.; Jo, D. H.; Kim, J.; Jeong, Y.-S.; Heo, M. J.; Cho, C. S.; Choi, H.; Seo, J. H.; Hwang, S.; Lim, J.; Kim, T.; Jun, H. O.; Sim, J.; Lim, C.; Hur, J.; Ahn, J.; Kim, H. S.; Seo, S.-Y.; Na, Y.; Kim, S.-H.; Lee, J.; Lee, J.; Chung, S.-J.; Kim, Y.-M.; Kim, K.-W.; Kim, S. G.; Kim, J. H.; Suh, Y.-G. Novel Hypoxia-Inducible Factor 1 α (HIF-1 α) Inhibitors for Angiogenesis-Related Ocular Diseases: Discovery of a Novel Scaffold via Ring-Truncation Strategy. *J. Med. Chem.* **2018**, *61*, 9266–9286.
- (35) Lee, S.-C.; Min, H.-Y.; Choi, H.; Bae, S. Y.; Park, K. H.; Hyun, S. Y.; Lee, H. J.; Moon, J.; Park, S.-H.; Kim, J. Y.; An, H.; Park, S.-J.; Seo, J. H.; Lee, S.; Kim, Y.-M.; Park, H.-J.; Lee, S. K.; Lee, J.; Lee, J.; Kim, K.-W.; Suh, Y.-G.; Lee, H.-Y. Deguelin Analogue SH-1242 Inhibits Hsp90 Activity and Exerts Potent Anticancer Efficacy with Limited Neurotoxicity. *Cancer Res.* **2016**, *76*, 686–699.
- (36) Battace, A.; Feuerstein, M.; Lemhadri, M.; Zair, T.; Doucet, H.; Santelli, M. Heck Reactions of α - or β -Substituted Enol Ethers with Aryl Bromides Catalysed by a Tetrakisphosphane/Palladium Complex – Direct Access to Acetophenone or 1-Arylpropanone Derivatives. *Eur. J. Org. Chem.* **2007**, *2007*, 3122–3132.

- (37) Ding, Y.; Zhang, W.; Li, H.; Meng, Y.; Zhang, T.; Chen, Q.-Y.; Zhu, C. Metal-free synthesis of ketones by visible-light induced aerobic oxidative radical addition of aryl hydrazines to alkenes. *Green Chem.* **2017**, *19*, 2941–2944.
- (38) Mehta, V. P.; García-López, J.-A.; Greaney, M. F. Ruthenium-Catalyzed Cascade C–H Functionalization of Phenylacetophenones. *Angew. Chem., Int. Ed.* **2014**, *53*, 1529–1533.
- (39) Janeček, M.; Rossmann, M.; Sharma, P.; Emery, A.; Huggins, D. J.; Stockwell, S. R.; Stokes, J. E.; Tan, Y. S.; Almeida, E. G.; Hardwick, B.; Narvaez, A. J.; Hyvönen, M.; Spring, D. R.; McKenzie, G. J.; Venkitaraman, A. R. Allosteric modulation of AURKA kinase activity by a small-molecule inhibitor of its protein-protein interaction with TPX2. *Sci. Rep.* **2016**, *6*, No. 28528.
- (40) Huang, K.; Li, G.; Huang, W.-P.; Yu, D.-G.; Shi, Z.-J. Arylation of α -pivaloxyl ketones with arylboronic reagents via Ni-catalyzed sp³ C–O activation. *Chem. Commun.* **2011**, *47*, 7224–7226.
- (41) Shu, B.; Wang, X.-T.; Shen, Z.-X.; Che, T.; Zhong, M.; Song, J.-L.; Kang, H.-J.; Xie, H.; Zhang, L.; Zhang, S.-S. Iridium-catalyzed arylation of sulfoxonium ylides and arylboronic acids: a straightforward preparation of α -aryl ketones. *Org. Chem. Front.* **2020**, *7*, 1802–1808.
- (42) He, C.; Guo, S.; Huang, L.; Lei, A. Copper Catalyzed Arylation/C–C Bond Activation: An Approach toward α -Aryl Ketones. *J. Am. Chem. Soc.* **2010**, *132*, 8273–8275.
- (43) Lu, H.-Y.; Shen, A.; Li, Y.-Q.; Hu, Y.-C.; Ni, C.; Cao, Y.-C. N-Heterocyclic carbene-palladium-imine complex catalyzed α -arylation of ketones with aryl and heteroaryl chlorides under air atmosphere. *Tetrahedron Lett.* **2020**, *61*, No. 152124.
- (44) PichetteDrapeau, M.; Fabre, I.; Grimaud, L.; Ciofini, I.; Ollevier, T.; Taillefer, M. Transition-Metal-Free α -Arylation of Enolizable Aryl Ketones and Mechanistic Evidence for a Radical Process. *Angew. Chem., Int. Ed.* **2015**, *54*, 10587–10591.
- (45) Peng, C.; Zhang, W.; Yan, G.; Wang, J. Arylation and Vinylation of α -Diazocarbonyl Compounds with Boroxines. *Org. Lett.* **2009**, *11*, 1667–1670.
- (46) Artaud, I.; Ben-Aziza, K.; Mansuy, D. Iron porphyrin-catalyzed oxidation of 1, 2-dimethoxyarenes: a discussion of the different reactions involved and the competition between the formation of methoxyquinones or muconic dimethyl esters. *J. Org. Chem.* **1993**, *58*, 3373–3380.
- (47) Cherney, A. H.; Reisman, S. E. Pd-catalyzed Fukuyama cross-coupling of secondary organozinc reagents for the direct synthesis of unsymmetrical ketones. *Tetrahedron* **2014**, *70*, 3259–3265.
- (48) Yang, Y.; Wang, L.; Chen, Y.; Dai, Y.; Sun, Z. One-pot synthesis of α,α -disubstituted Aryl-1-ethanones via the Wittig-Horner reaction. *Phosphorus, Sulfur Silicon Relat. Elem.* **2018**, *193*, 121–126.
- (49) Buckland, S.; Halton, B.; Mei, Q.; Stang, P. Studies in the Cyclopropane Series: Reactions of Alkylidenecyclopropanes With Electrophiles. *Aust. J. Chem.* **1987**, *40*, 1375–1387.
- (50) Liu, F.; Hu, Y.-Y.; Li, D.; Zhou, Q.; Lu, J.-M. N-Heterocyclic carbene-palladacyclic complexes: synthesis, characterization and their applications in the C–N coupling and α -arylation of ketones using aryl chlorides. *Tetrahedron* **2018**, *74*, 5683–5690.
- (51) Lou, S.; Fu, G. C. Nickel/Bis(oxazoline)-Catalyzed Asymmetric Kumada Reactions of Alkyl Electrophiles: Cross-Couplings of Racemic α -Bromoketones. *J. Am. Chem. Soc.* **2010**, *132*, 1264–1266.
- (52) Hashmi, A. S. K.; Wang, T.; Shi, S.; Rudolph, M. Regioselectivity Switch: Gold(I)-Catalyzed Oxidative Rearrangement of Propargyl Alcohols to 1,3-Diketones. *J. Org. Chem.* **2012**, *77*, 7761–7767.
- (53) Li, B. X.; Le, D. N.; Mack, K. A.; McClory, A.; Lim, N.-K.; Cravillon, T.; Savage, S.; Han, C.; Collum, D. B.; Zhang, H.; Gosselin, F. Highly Stereoselective Synthesis of Tetrasubstituted Acyclic All-Carbon Olefins via Enol Tosylation and Suzuki–Miyaura Coupling. *J. Am. Chem. Soc.* **2017**, *139*, 10777–10783.
- (54) Cherney, A. H.; Kadunce, N. T.; Reisman, S. E. Catalytic Asymmetric Reductive Acyl Cross-Coupling: Synthesis of Enantioenriched Acyclic α,α -Disubstituted Ketones. *J. Am. Chem. Soc.* **2013**, *135*, 7442–7445.
- (55) Ueda, Y.; Iwai, T.; Sawamura, M. Nickel-Copper-Catalyzed Hydroacylation of Vinylarenes with Acyl Fluorides and Hydrosilanes. *Chem. - Eur. J.* **2019**, *25*, 9410–9414.
- (56) Su, Y.; Sun, X.; Wu, G.; Jiao, N. Catalyst-Controlled Highly Selective Coupling and Oxygenation of Olefins: A Direct Approach to Alcohols, Ketones, and Diketones. *Angew. Chem., Int. Ed.* **2013**, *52*, 9808–9812.
- (57) Audubert, C.; Lebel, H. Mild Esterification of Carboxylic Acids via Continuous Flow Diazotization of Amines. *Org. Lett.* **2017**, *19*, 4407–4410.
- (58) Waibel, M.; De Angelis, M.; Stossi, F.; Kieser, K. J.; Carlson, K. E.; Katzenellenbogen, B. S.; Katzenellenbogen, J. A. Bibenzyl- and stilbene-core compounds with non-polar linker atom substituents as selective ligands for estrogen receptor beta. *Eur. J. Med. Chem.* **2009**, *44*, 3412–3424.
- (59) Han, W.; Chen, J.; Jin, F.; Yuan, X. Iodide-Catalyzed Carbonylation–Benzylation of Benzyl Chlorides with Potassium Aryltrifluoroborates under Ambient Pressure of Carbon Monoxide. *Synlett* **2018**, *29*, 369–374.
- (60) Liu, T.-L.; Ng, T. W.; Zhao, Y. Rhodium-Catalyzed Enantioselective Isomerization of Secondary Allylic Alcohols. *J. Am. Chem. Soc.* **2017**, *139*, 3643–3646.