



CrossMark
click for updates

Cite this: *Chem. Sci.*, 2017, 8, 1015

Heptamethylindenyl (Ind*) enables diastereoselective benzamidation of cyclopropenes via Rh(III)-catalyzed C–H activation†

Natthawat Semakul,^a Kelvin E. Jackson,^b Robert S. Paton*^b and Tomislav Rovis‡*^a

The diastereoselective coupling of *O*-substituted arylhydroxamates and cyclopropenes mediated by Rh(III) catalysis was successfully developed. Through ligand development, the diastereoselectivity of this reaction was improved using a heptamethylindenyl (Ind*) ligand, which has been rationalized using quantum chemical calculations. In addition, the nature of the *O*-substituted ester of benzhydroxamic acid proved important for high diastereoselectivity. This transformation tolerates a variety of benzamides and cyclopropenes that furnish cyclopropal[c]dihydroisoquinolones with high diastereocontrol, which could then be easily transformed into synthetically useful building blocks for pharmaceuticals and bio-active molecules.

Received 13th June 2016
Accepted 13th September 2016

DOI: 10.1039/c6sc02587k

www.rsc.org/chemicalscience

Introduction

Rh(III)-catalyzed C–H bond functionalization strategies have emerged as a powerful synthetic tool.¹ The methodology allows for the functionalization of simple organic molecules and expedient synthesis of nitrogen-containing heterocycles from readily available precursors. Cyclopropenes constitute a class of building blocks with a special reactivity due to their high ring strain energy (54 kcal mol⁻¹). In this context, a handful of reactions utilizing transition metals has been developed for the stereoselective functionalization of cyclopropenes.² Under the aegis of Rh(III) catalysis, Wang and coworkers have shown that cyclopropenes participate in a Rh(III) catalyzed reaction with *N*-phenoxyacetamide to give 2*H*-chromenes (Fig. 1A, eqn (1)).³ Our group reported the Rh(III)-mediated coupling of *O*-pivaloyl benzhydroxamate **1a** with 3,3-diester substituted cyclopropene **2a** to afford 4-substituted isoquinolone **3a** after ring opening of the three-membered ring (Fig. 1A, eqn (2)).⁴ During this study, when using the methyl 1-phenylcycloprop-2-ene-1-carboxylate **2b** as a substrate, the Cp*Rh(III) catalyst gives the [4.1.0] bicyclic product **3b** in low diastereoselectivity (1.4 : 1 dr, Fig. 1A, eqn (3)). We believe the lack of diastereoselectivity stems from the poor facial selectivity during coordination of the cyclopropene and the migratory insertion step of cyclopropene unit. We reasoned that creating anisotropy around the cyclopentadienyl

ligand of the rhodium metal center could solve this selectivity issue.

Our group^{6–12} and others^{5,13} have developed several Rh(III)-catalyzed transformations where the nature of the Cp ligand drastically impacts the reactivity^{5–7} and selectivity^{8–13} of the reaction (Fig. 1B).

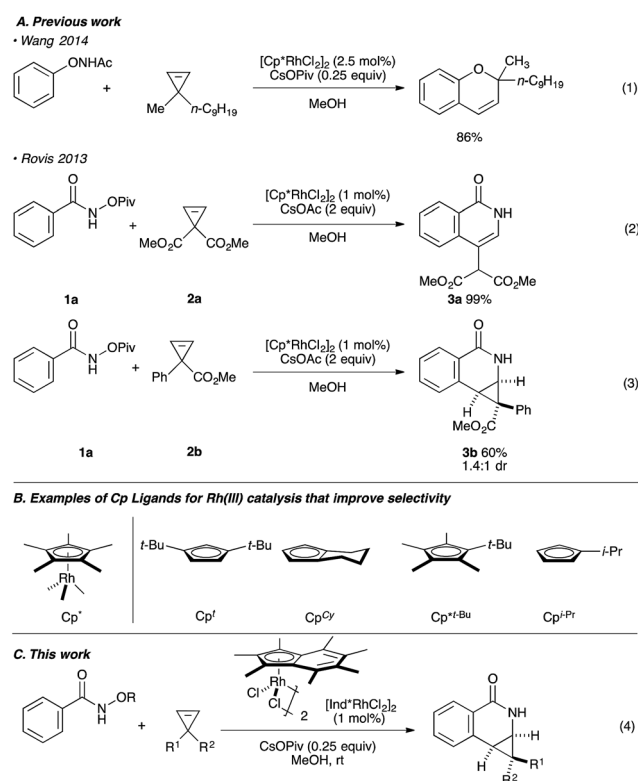


Fig. 1 (A) The use of cyclopropenes in Rh(III) catalysis. (B) Examples of Cp ligands that improve selectivity. (C) This work.

^aDepartment of Chemistry, Colorado State University, Fort Collins, Colorado 80523, USA

^bChemistry Research Laboratory, University of Oxford, Mansfield Road, Oxford OX1 3TA, UK. E-mail: robert.paton@chem.ox.ac.uk

† Electronic supplementary information (ESI) available: Experimental procedures and compound characterization. CCDC 1472771. For ESI and crystallographic data in CIF or other electronic format see DOI: 10.1039/c6sc02587k

‡ Current Address: Department of Chemistry, Columbia University, New York, NY 10027, USA, Email: tr2504@columbia.edu



For example, the sterically bulky di-*tert*-butylcyclopentadienyl (Cp^t) ligand has been shown to improve the regiochemistry of alkyne and alkene insertion events in the synthesis of pyridones,⁸ pyridines⁹ and dihydroisoquinolones.¹⁰ Interestingly, Cramer and coworkers found a divergent regioselective synthesis of 3- and 4-substituted dihydroisoquinolone from *O*-Boc arylhydroxamate and styrene when using cyclohexane-fused cyclopentadienyl (Cp^{Cy}) and pentamethylcyclopentadienyl (Cp^{*}) ligands.¹³ Recently, our group disclosed a cyclopropanation reaction with the coupling of *N*-enoxypthalimides and alkenes. Monoisopropylcyclopentadienyl (Cp^{iPr}) outperforms the more common Cp^{*} ligand, furnishing the *trans*-cyclopropane in high diastereoselectivity.¹¹ Alternatively, a divergent carboamination path was identified when using a hindered *tert*-butyltetramethylcyclopentadienyl (Cp^{*tBu}) ligand delivering the acyclic adduct with high chemoselectivity.¹² Motivated by these results, we believed ligand design could provide a solution to the inherent selectivity issues encountered for the coupling of benzamide and 3,3-disubstituted cyclopropenes (Fig. 1C, eqn (4)).

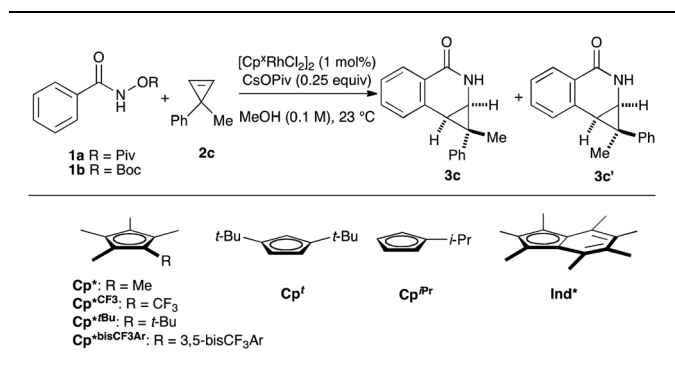
Results and discussion

We began our investigation by employing *O*-pivaloyl benzhydroxamate ester **1a** and cyclopropene **2c** as model substrates for the optimization of the catalytic process (Table 1). [Cp^{*}RhCl₂]₂ provides the desired product in a moderate yield and

diastereoselectivity (5.8 : 1 dr, entry 1). The relative stereochemistry of the major diastereoisomer of **3c** was confirmed by NOESY (see ESI†). By modulating the steric and electronic properties of the Cp ligand, we have shown that the diastereoselectivity of the reaction is considerably affected. Sterically hindered di-*tert*-butylcyclopentadienyl^{8–10} (Cp^t) and the electron-poor trifluoromethyl tetramethylcyclopentadienyl⁷ (Cp^{*CF₃}) ligands give only modest diastereoselectivity (entries 2 and 3). The monoisopropylcyclopentadienyl ligand¹¹ (Cp^{iPr}) gave the desired product in a good yield albeit with no diastereocontrol (entry 4). 3,5-Bis(trifluoromethyl)aryl tetramethylcyclopentadienyl⁶ (Cp^{*bisCF₃Ar}) provides the desired product in good yield with slightly improved diastereoselectivity (7.0 : 1 dr, entry 5). Good level of diastereocontrol (8.8 : 1 dr) is achieved when *tert*-butyl tetramethylcyclopentadienyl¹² (Cp^{*tBu}) ligand was employed (entry 6). Gratifyingly, heptamethylindenyl ligand¹⁴ (Ind^{*}) provides high reactivity and diastereoselectivity with 90% yield and 15.2 : 1 dr (entry 7). To demonstrate the scalability of the transformation, the reaction was performed in 2 mmol scale of substrate **1a**, which gives the expected product with comparable yield and selectivity. The catalyst loading can be lowered to 0.5 mol% [Ind^{*}RhCl₂]₂ without affecting reactivity (entry 8). We then examined the nature of the directing group. It was found that using *O*-Boc benzhydroxamate ester **1b** as a substrate gave excellent diastereoselectivity (>20 : 1 dr) but with slightly lower yield (entry 9), presumably due to a competitive Lossen rearrangement under the basic conditions.¹⁵

Both benzamide directing groups, *O*-Piv **1a** (condition A) and *O*-Boc **1b** (condition B), were used for studying the scope of the transformation (Table 2). Substituents at the *para* position of the benzamide are tolerated in the reaction (Table 2, **3d–3h**). The *O*-Piv directing group with an electron rich *para*-methoxy substituent (OMe) gave excellent diastereoselectivity (>20 : 1 dr, product **3e**) compared to electron deficient substituents (~10 : 1 dr, products **3f**, **3g** and **3h**). The electron-rich benzamide derived from gallic acid furnishes the desired product with good yield and excellent diastereoselectivity (>20 : 1 dr, product **3i**). The *O*-Boc directing group gives the products in good to excellent diastereoselectivity (**3d–3g**). Of interest are halogen substituents at the *para* positions (Cl and Br) which provide a functional group handle for further chemical modification. The *ortho*-methyl arylbenzhydroxamate substrate retards the transformation presumably due to steric hindrance. Substituents at the *meta* position on the arylhydroxamates can potentially deliver two regioisomeric products arising from the selectivity of C–H activation. *meta*-Trifluoromethyl arylhydroxamate exclusively provides the 6-substituted product (**3j**) in good yield and diastereoselectivity. Tetrahydronaphthalene-derived arylhydroxamate underwent the transformation with good regioselective C–H activation at less hindered position (8.6 : 1 ratio) to give the desired product (**3k**) in good yield and high diastereoselectivity. However, *meta*-methyl arylhydroxamate gave ~3.6 : 1 regioisomeric ratio of C–H activation in good yield and diastereoselectivity (**3l**). *meta*-Methoxy arylhydroxamate provided 1 : 1 mixture of regioisomeric products (**3m** and **3m'**) in good diastereocontrol, presumably a consequence of a combination of steric effects and kinetic acidity issues. In

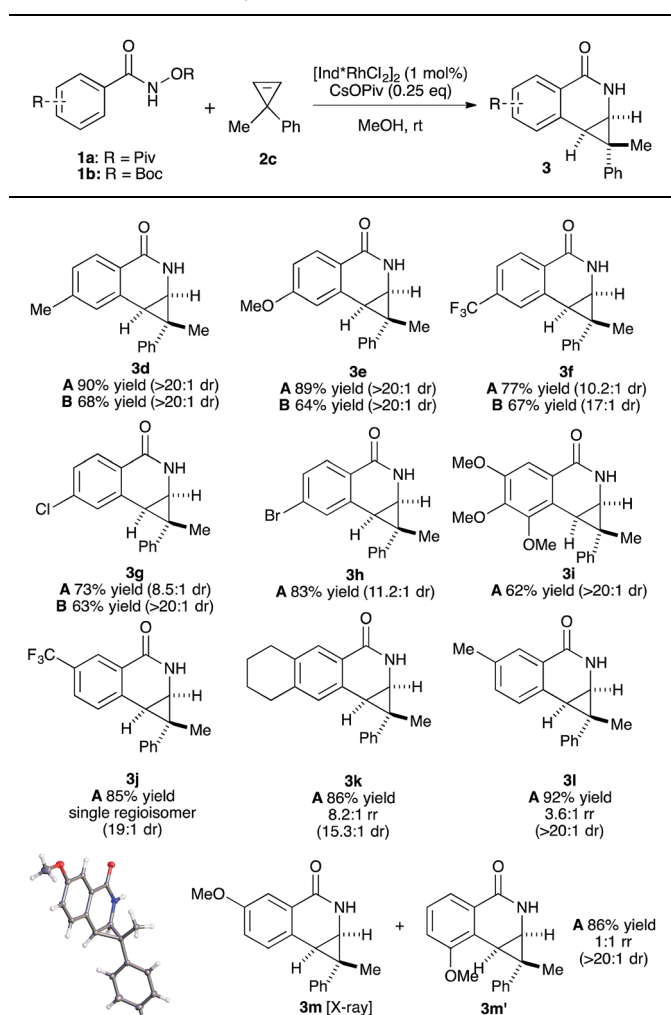
Table 1 Ligand optimization^a



Entry	Substrate	Cp ^x	Yield ^b	dr (3c : 3c') ^b
1	1a	Cp [*]	63	5.8 : 1
2	1a	Cp ^t	82	5.0 : 1
3	1a	Cp ^{*CF₃}	75	5.3 : 1
4	1a	Cp ^{iPr}	73	1.1 : 1
5	1a	Cp ^{*bisCF₃Ar}	80	7.0 : 1
6	1a	Cp ^{*tBu}	64	8.8 : 1
7	1a	Ind [*]	90 ^c	15.2 : 1
8 ^d	1a	Ind [*]	85 ^c	15 : 1
9	1b	Ind [*]	69 ^c	>20 : 1

^a Reaction conditions: **1a** or **1b** (0.1 mmol), **2c** (0.11 mmol), Rh catalyst (1 mol%), CsOPiv (0.25 equiv.) in MeOH (0.1 M) at 23 °C for 18 h. ^b The yield and diastereoselectivity were measured from the ¹H-NMR analysis of the unpurified reaction mixture using 1,3,5-trimethoxybenzene as an internal standard. ^c Isolated yield. ^d Catalyst loading of 0.5 mol% on 1 mmol scale.

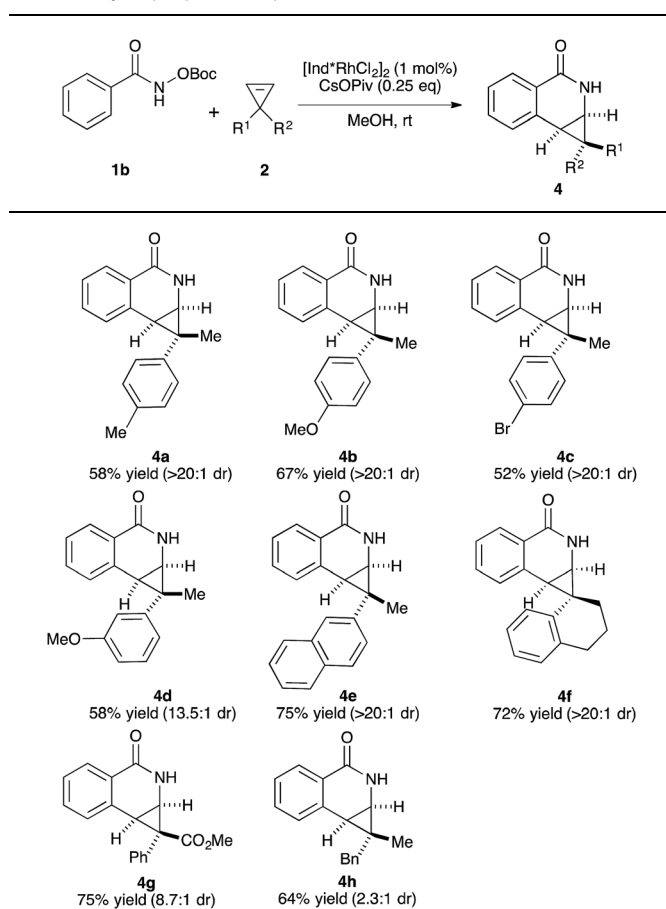


Table 2 Benzamide scope^{a,b,c}

^a Conditions: **1a** (for **A**) or **1b** (for **B**) (0.1 mmol), **2c** (0.11 mmol), Rh catalyst (1 mol%), CsOPiv (0.25 equiv.) in MeOH (0.1 M) at 23 °C for 18 h. ^b Isolated yield of the major diastereomer after silica gel column chromatography. ^c Diastereoselectivity was measured by ¹H-NMR spectra of the unpurified material.

addition, X-ray structure of **3m** ambiguously confirmed the relative stereochemistry of *trans*-diastereomer.

Variations of the cyclopropene coupling partner were explored for the transformation using the *O*-Boc benzhydroxamate **1b**. Cyclopropenes bearing substituents at the para position gave the desired products in moderate yields and excellent diastereoselectivity regardless of the electronic nature of substituents (Table 3, **4a**, **4b** and **4c**). Cyclopropene with a *meta*-methoxy group undergoes the transformation with slightly lower diastereoselectivity relative to the *para*-methoxy group (Table 3, **4d**). A naphthalene-substituted cyclopropene **2e** and a spiro-tetralin containing substrate **2f** each furnish the desired products **4e** and **4f** in good yield and excellent diastereoselectivity. In our previous studies,⁴ we found that methyl 1-phenylcycloprop-2-ene-1-carboxylate **2b** reacts with benzamide **1b** and gives the desired product with low

Table 3 Cyclopropene scope^a

^a See Table 2.

diastereoselectivity (1.4 : 1 dr) using [Cp*RhCl₂]₂ as the precatalyst. With the [Ind*RhCl₂]₂ ligand, we were pleased to find that cyclopropene **2b** afforded the dihydroisoquinolone **4g** with improved diastereoselectivity (8.7 : 1 dr). The relative stereochemistry of the major diastereomer of **4g** was confirmed by NOESY (see ESI†). The observed major diastereomer can be rationalized by the size of the substituents on the cyclopropane ring. Thus, the phenyl group is larger than the carboxylate ester (A-values for Ph- and -CO₂Me are 3.0 and 1.3, respectively) leading to higher diastereoselectivity observed in these reactions. The amidoarylation with benzyl substituted cyclopropene affords the desired product **4h** in good yield but with lower diastereoselectivity. This observation can be explained by the steric differences of phenyl vs. benzyl groups (A-values for Ph and Bn are 3.0 and 1.75, respectively). 2,3,3-Trisubstituted cyclopropenes did not participate in the Rh(III)-catalyzed coupling with benzamides.

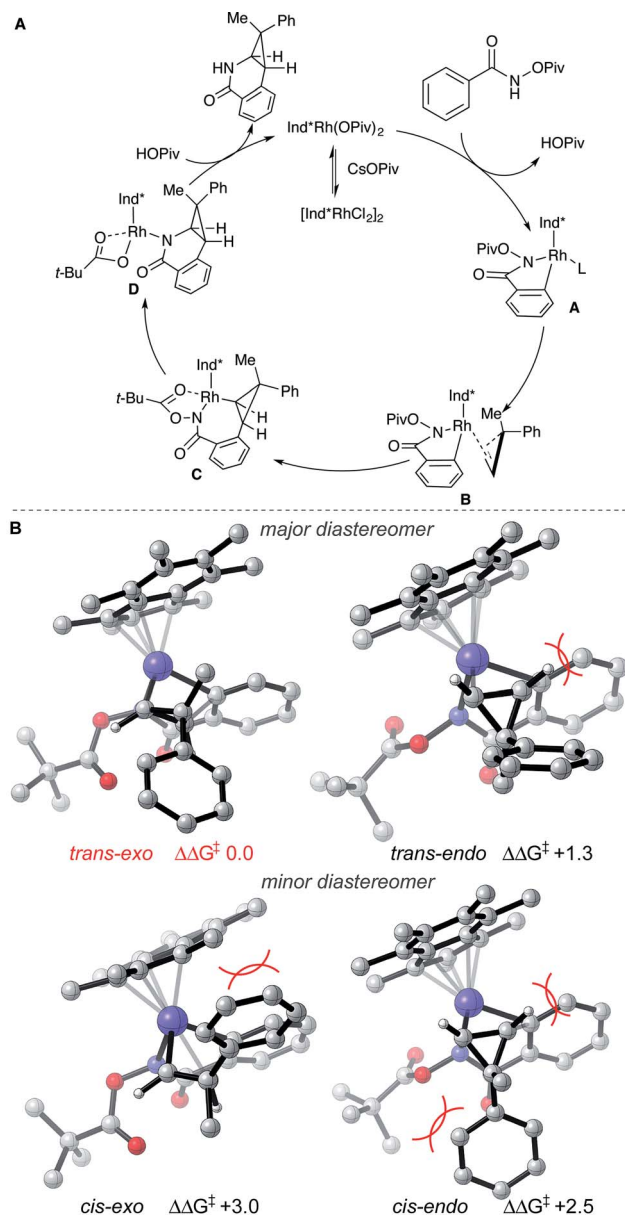
We then investigated the mechanism of the transformation. The reversibility of C–H activation was first examined. Trace deuterium incorporation (<5%) was observed when the reaction was run in CD₃OD, suggesting the C–H activation is largely irreversible (see ESI†). The competitive reaction between *p*-bromobenzamide (**1h**) and unsubstituted benzamide (**1a**) was



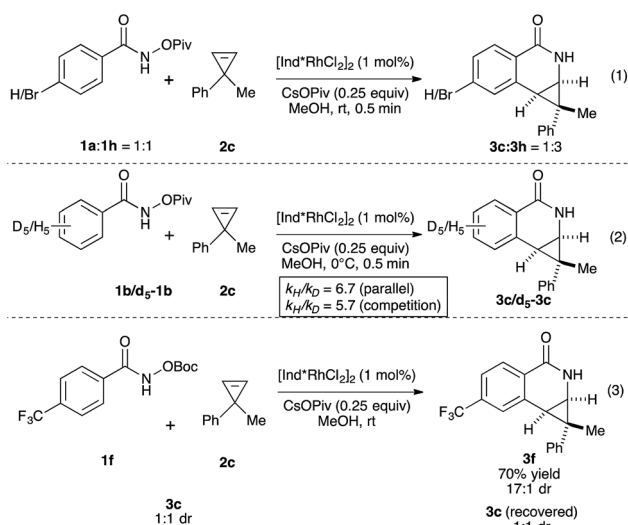
conducted to probe the electronic preference of reaction (Scheme 1, eqn (1)). The product formation favors an electron deficient substrate in a 3 : 1 ratio. Kinetic isotope studies revealed KIE values of 6.7 and 5.7 for the parallel and competition experiments, respectively (Scheme 1, eqn (2)). These studies together suggest that the C–H activation occurs *via* concerted metallation-deprotonation (CMD) mechanism and is the turnover-limiting step, as seen in several previous examples of C–H activation with Rh(III).^{16,17} To determine if epimerization of the product occurs under the reaction conditions, we independently prepared product **3c** (1 : 1 dr) and resubjected it to the reaction conditions of benzamide **1f** and cyclopropene **2c**. After full conversion to **3f** (70% yield, 17 : 1 dr), we did not observe any change of the dr of **3c**, indicating the products are not epimerized under the reaction conditions.

Based on literature precedent¹⁷ and our mechanistic studies, the mechanism of the transformation is proposed in Scheme 2A. The Ind**Rh*(OPiv)₂ species is generated *in situ* by an anion exchange of [Ind**RhCl*]₂ and CsOPiv. The amide directed C–H activation occurs *via* a CMD mechanism to give the five-membered rhodacycle intermediate **A**, which then coordinates the cyclopropene giving intermediate **B**.

To understand diastereoselectivity and the effect of the Ind* ligand we performed density functional theory (DFT) calculations.¹⁸ Transition structures (TSS) were optimized at the TPSS/def2-TZVP level of theory, which was the most accurate of several functionals tested (see ESI†), for the reaction of benzamide **1a** with cyclopropene **2c** using Cp* and Ind* ligands. Firstly, we confirmed that the product diastereoselectivity arises from the facial selectivity of the coordination of the cyclopropene and subsequent migratory insertion step (Scheme 2B). Our calculations indicate a facile migratory insertion step (barriers of 8.0 and 9.7 kcal mol⁻¹) which is substantially exergonic, so that the barriers in the reverse direction are prohibitively large (25.7 kcal mol⁻¹) given the reaction conditions. We predict this step will occur irreversibly,¹⁹ thus determining the diastereoselectivity. With both Cp* and Ind*



Scheme 2 (A) Proposed reaction mechanism and (B) stereochemical model for diastereoselectivity. Gibbs energies in kcal mol⁻¹.

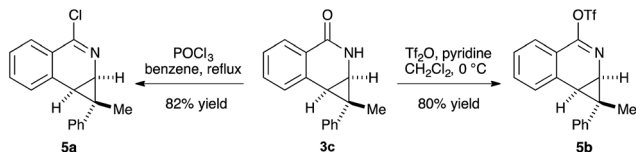


Scheme 1 Mechanistic experiments.

ligands, we found that the insertion step can proceed *via* four distinct TSSs. For both diastereofaces of the cyclopropene, two conformers exist in which the cyclopropenyl gem-disubstituted carbon can be oriented towards (*endo*) or away (*exo*) from the benzamide. In terms of the nomenclature adopted the *trans*-diastereomer is the major product experimentally. All four possibilities are shown for the Ind* ligand in Scheme 2B (with Cp* structures in the ESI†).

The most favorable TS (*trans*-*exo*) agrees with the observed sense of diastereoselectivity and the computations also quantitatively reproduce the increase in selectivity of Ind* *vs.* Cp* ligands (*cis*-*trans* $\Delta\Delta G^\ddagger$ increasing from 1.8 to 2.5 kcal mol⁻¹; note that the favored *cis* TS changes from *cis*-*exo* for Cp* to *cis*-*endo* for Ind*). In the favored TS the cyclopropene substrate





Scheme 3 Derivatizations of product.

is oriented with the methyl group towards the ligand. The alternative approach (*trans-endo*) is less favorable, suffering from a more severe H...H clash (2.16 Å) about the incipient C-C bond. The Piv group is also oriented towards the ligand in this less favorable TS. The minor diastereomer results from trying to orient the larger phenyl group toward the Ind* ligand (*cis-exo* TS) or toward the substrate and directing group (*cis-endo* TS), causing unfavorable steric interactions. These structures show the synergistic effect of steric interactions involving both the Ind* ligand and directing group on the facial selectivity. Migratory insertion of cyclopropene gives intermediate C. Reductive elimination (C-N bond formation) occurs to generate a Rh(i) species.¹⁹ The saturated coordination of acyl directing group to Rh(III) of intermediate C is important for the reductive elimination step since *O*-methyl benzhydroxamate is not reactive for the transformation (see ESI†).

The prevalence of nitrogen-containing heterocycles in pharmaceuticals led us to investigate the derivatization of the dihydroisoquinolones bearing [4.1.0] bicycles.²⁰ For example, the chloro- and *O*-triflate substituted dihydroisoquinolines, which are versatile functional group handles for further cross-coupling reactions could be easily prepared from the dihydroisoquinolone products in good yields, allowing for easy incorporation of these bicycles into pharmaceuticals or bioactive molecules (Scheme 3).

Conclusions

In summary, we have developed a heptamethylindenyl (Ind*) ligand that enables high diastereoselectivity for cyclopropene insertion in the Rh(III)-catalyzed synthesis of cyclopropa[*c*] dihydroisoquinolone. The steric interaction of the ligand on rhodium and the ester substitution of *O*-substituted benzhydroxamate work cooperatively to improve the diastereoselectivity of cyclopropene insertion. Mechanistically, the C-H activation proceeds *via* a concerted metallation-deprotonation pathway and is the turnover-limiting step. This methodology is useful for the rapid synthesis of nitrogen-containing heterocycles with a [4.1.0] motif and their derivatives.

Acknowledgements

We thank the NIGMS for generous support of this research (TR-GM80442), and Johnson Matthey for a generous loan of Rh salts. We thank Dr Tiffany Piou for preparing a number of the ligands examined in this study and Dr Brian Newell for assistance with X-ray crystallography. NS thanks Royal Thai Government for a DPST graduate scholarship. RSP acknowledges the use of the

EPSRC UK National Service for Computational Chemistry Software (CHEM773) and funding from SCG.

Notes and references

- (a) For the review on Rh(III) catalyzed C-H bond functionalization, see: D. A. Colby, R. G. Bergman and J. A. Ellman, *Chem. Rev.*, 2010, **110**, 624–655; (b) T. Satoh and M. Miura, *Chem.-Eur. J.*, 2010, **16**, 11212–11222; (c) F. W. Patureau, J. Wencel-Delord and F. Glorius, *Aldrichimica Acta*, 2012, **45**, 31–41; (d) G. Y. Song, F. Wang and X. W. Li, *Chem. Soc. Rev.*, 2012, **41**, 3651–3678; (e) G. Y. Song and X. W. Li, *Acc. Chem. Res.*, 2015, **48**, 1007–1020; (f) C. Zhu, R. Wang and J. R. Falck, *Chem.-Asian. J.*, 2012, **7**, 1502–1514.
- For the review: (a) M. Rubin, M. Rubina and V. Gevorgyan, *Chem. Rev.*, 2007, **107**, 3117–3179; Selected recent works: (b) M. Rubina, M. Rubina and V. Gevorgyan, *J. Am. Chem. Soc.*, 2002, **124**, 11566–11567; (c) M. Rubina, M. Rubina and V. Gevorgyan, *J. Am. Chem. Soc.*, 2003, **125**, 7198–7199; (d) M. Rubina, M. Rubina and V. Gevorgyan, *J. Am. Chem. Soc.*, 2004, **126**, 3688–3689; (e) D. H. T. Phan, K. G. M. Kou and V. M. Dong, *J. Am. Chem. Soc.*, 2010, **132**, 16354–16355; (f) B. Tian, Q. Liu, X. F. Tong, P. Tian and G. Q. Lin, *Org. Chem. Front.*, 2014, **1**, 1116–1122; (g) A. Parra, L. Amenos, M. Guisan-Ceinos, A. Lopez, J. L. G. Ruano and M. Tortosa, *J. Am. Chem. Soc.*, 2014, **136**, 15833–15836; (h) D. S. Muller and I. Marek, *J. Am. Chem. Soc.*, 2015, **137**, 15414–15417.
- H. Zhang, K. Wang, B. Wang, H. Yi, F. D. Hu, C. K. Li, Y. Zhang and J. B. Wang, *Angew. Chem., Int. Ed.*, 2014, **53**, 13234–13238.
- T. K. Hyster and T. Rovis, *Synlett*, 2013, **24**, 1842–1844.
- (a) M. Fukui, Y. Hoshino, T. Satoh, M. Miura and K. Tanaka, *Adv. Synth. Catal.*, 2014, **356**, 1638–1644; (b) Y. Hoshino, Y. Shibata and K. Tanaka, *Adv. Synth. Catal.*, 2014, **356**, 1577–1585; (c) Y. Shibata and K. Tanaka, *Angew. Chem., Int. Ed.*, 2011, **50**, 10917–10921.
- T. A. Davis, C. Q. Wang and T. Rovis, *Synlett*, 2015, **26**, 1520–1524.
- (a) F. Romanov-Michailidis, K. F. Sedillo, J. M. Neely and T. Rovis, *J. Am. Chem. Soc.*, 2015, **137**, 8892–8895; (b) J. M. Neely and T. Rovis, *J. Am. Chem. Soc.*, 2014, **136**, 2735–2738.
- T. K. Hyster and T. Rovis, *Chem. Sci.*, 2011, **2**, 1606–1610.
- T. K. Hyster and T. Rovis, *Chem. Commun.*, 2011, **47**, 11846–11848.
- T. K. Hyster, D. M. Dalton and T. Rovis, *Chem. Sci.*, 2015, **6**, 254–258.
- T. Piou and T. Rovis, *J. Am. Chem. Soc.*, 2014, **136**, 11292–11295.
- T. Piou and T. Rovis, *Nature*, 2015, **527**, 86–90.
- M. D. Wodrich, B. H. Ye, J. F. Gonthier, C. Corminboeuf and N. Cramer, *Chem.-Eur. J.*, 2014, **20**, 15409–15418.
- A. K. Kakkar, G. Stringer, N. J. Taylor and T. B. Marder, *Can. J. Chem.*, 1995, **73**, 981–988.
- N. J. Webb, S. P. Marsden and S. A. Raw, *Org. Lett.*, 2014, **16**, 4718–4721.



- 16 D. Lapointe and K. Fagnou, *Chem. Lett.*, 2010, **39**, 1118–1126.
- 17 (a) N. Guimond, C. Gouliaras and K. Fagnou, *J. Am. Chem. Soc.*, 2010, **132**, 6908–6909; (b) N. Guimond, S. I. Gorelsky and K. Fagnou, *J. Am. Chem. Soc.*, 2011, **133**, 6449–6457; (c) S. Rakshit, C. Grohmann, T. Besset and F. Glorius, *J. Am. Chem. Soc.*, 2011, **133**, 2350–2353; (d) W. Guo and Y. Z. Xia, *J. Org. Chem.*, 2015, **80**, 8113–8121.
- 18 M. J. Frisch, *et al.*, *Calculations were performed with Gaussian 09 rev. D.01*, Gaussian, Inc., Wallingford CT, 2009. Computational details and references are given in full in the ESI.†
- 19 This is consistent with several DFT studies published on Rh(III) catalyzed reactions. See: (a) L. Xu, Q. Zhu, G. Huang, B. Cheng and Y. J. Xia, *Org. Chem.*, 2012, **77**, 3017–3024; (b) W. Guo and Y. Z. Xia, *J. Org. Chem.*, 2015, **80**, 8113–8121; (c) T. Zhou, W. Guo and Y. Xia, *Chem.–Eur. J.*, 2015, **21**, 9209–9218; (d) S. R. Neufeldt, G. Jiménez-Oseés, J. R. Huckins, O. R. Thiel and K. N. Houk, *J. Am. Chem. Soc.*, 2015, **137**, 9843–9854; (e) Y.-F. Yang, K. N. Houk and Y.-D. Wu, *J. Am. Chem. Soc.*, 2016, **138**, 6861–6868.
- 20 (a) A. Cromarty, K. E. Haque and G. R. Proctor, *J. Chem. Soc. C*, 1971, 3536–3540; (b) I. Lantos, D. Bhattacharjee and D. S. Eggleston, *J. Org. Chem.*, 1986, **51**, 4147–4150; (c) C. D. Perchonock, I. Lantos, J. A. Finkelstein and K. G. Holden, *J. Org. Chem.*, 1980, **45**, 1950–1953; (d) J. Pedroni, T. Saget, P. A. Donets and N. Cramer, *Chem. Sci.*, 2015, **6**, 5164–5171.

