



Multi-faceted reactivity of *N*-fluorobenzenesulfonimide (NFSI) under mechanochemical conditions: fluorination, fluorodemethylation, sulfonylation, and amidation reactions

José G. Hernández^{*1,2,§}, Karen J. Ardila-Fierro³, Dajana Barišić¹ and Hervé Geneste^{*4}

Full Research Paper

Open Access

Address:

¹Division of Physical Chemistry, Ruđer Bošković Institute, Bijenička c. 54, 10000 Zagreb, Croatia, ²current address Instituto de Química, Facultad de Ciencias Exactas y Naturales, Universidad de Antioquia, Calle 70 No 52-21, Medellín, Colombia, ³Division of Materials Chemistry, Ruđer Bošković Institute, Bijenička c. 54, 10000 Zagreb, Croatia and ⁴AbbVie Deutschland GmbH & Co. KG, Neuroscience Research, D-67008 Ludwigshafen, Germany

Email:

José G. Hernández^{*} - jhernand@irb.hr; Hervé Geneste^{*} - herve.geneste@abbvie.com

^{*} Corresponding author

[§] current email address: joseg.hernandez@udea.edu.co

Keywords:

amidation; ball mill; fluorination; in situ monitoring; mechanochemistry; NFSI; Raman monitoring; sulfonylation

Beilstein J. Org. Chem. **2022**, *18*, 182–189.

<https://doi.org/10.3762/bjoc.18.20>

Received: 26 November 2021

Accepted: 26 January 2022

Published: 07 February 2022

This article is part of the thematic issue "Mechanochemistry III".

Associate Editor: L. Vaccaro

© 2022 Hernández et al.; licensee Beilstein-Institut.

License and terms: see end of document.

Abstract

In the search for versatile reagents compatible with mechanochemical techniques, in this work we studied the reactivity of *N*-fluorobenzenesulfonimide (NFSI) by ball milling. We corroborated that, by mechanochemistry, NFSI can engage in a variety of reactions such as fluorinations, fluorodemethylations, sulfonylations, and amidations. In comparison to the protocols reported in solution, the mechanochemical reactions were accomplished in the absence of solvents, in short reaction times, and in yields comparable to or higher than their solvent-based counterparts.

Introduction

Mechanosynthesis of organic molecules and materials using mechanochemical techniques such as ball milling, extrusion, grinding, etc. [1-3] have enabled the development of known and new chemical transformations in a more sustainable fashion [4]. Commonly, mechanochemical reactions by ball milling involve the mechanical treatment of at least one solid reagent in the

presence of other solid, liquid or gaseous reaction partners or additives [5,6]. Due to the particular reaction conditions in which mechanochemical reactions by milling are carried out, reagents need to exhibit stability under environments of mechanical stress, while at the same time enough reactivity to engage in chemical transformations. In the search for solid

reagents compatible with mechanochemical techniques, we became interested in evaluating the behavior of *N*-fluorobenzene-sulfonimide (NFSI) under ball-milling conditions. NFSI is a colorless crystalline powder (mp 114–116 °C), bench-stable, and an easy-to-handle reagent, which, due to its commercial availability, has been extensively used as a fluorinating agent in solution [7-9]. Additionally, NFSI has also been explored as an oxidant, amidation reagent [9-11], and phenylsulfonyl group transfer reagent [12,13].

In the field of mechanochemistry, the usefulness of *N*-fluorobenzene-sulfonimide has been exemplified in the asymmetric fluorination of β -keto esters (Scheme 1a) [14], and in diastereoselective fluorinations (Scheme 1b) [15], which complemented mechanochemical fluorinations carried out with other reagents, such as AgF [16], 1-chloromethyl-4-fluoro-1,4-diazoniabicyclo[2.2.2]octane bis(tetrafluoroborate) (Selectfluor[®]) [17-20], among other fluorinating reagents [21].

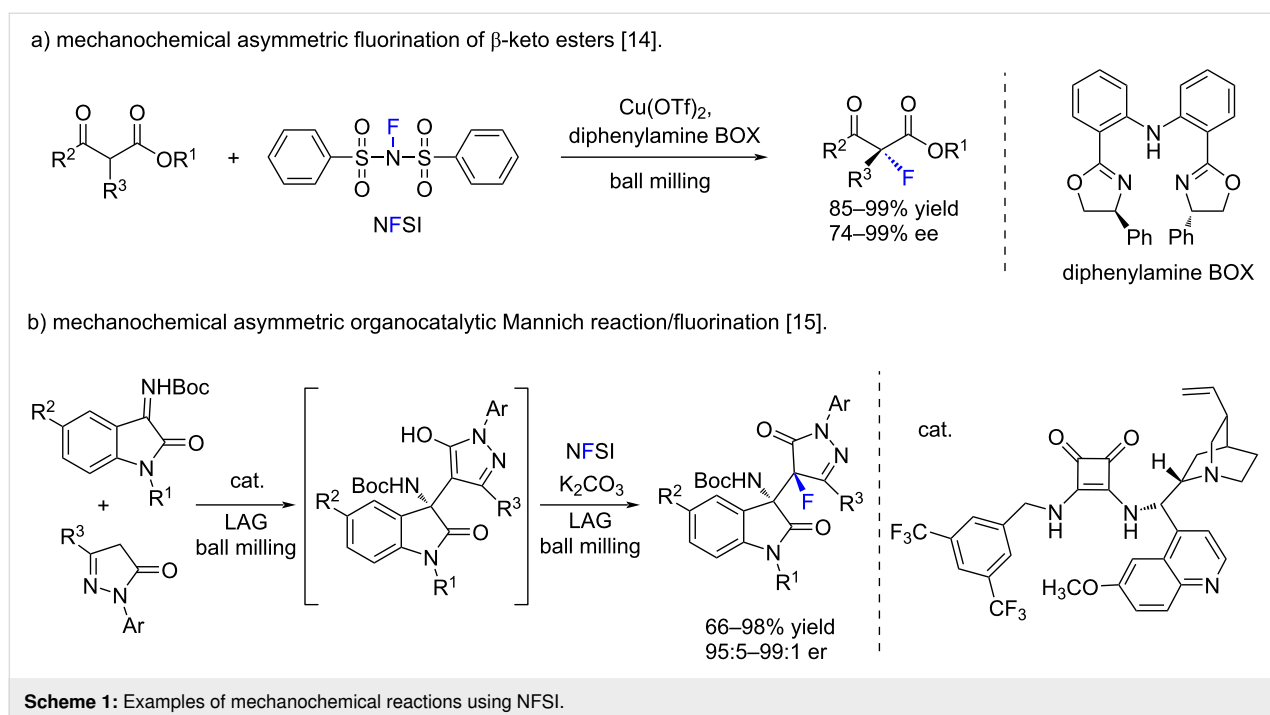
However, as shown above, examples using NFSI by mechanochemistry are scarce and they have mostly been focused on the fluorinations of enolizable substrates. These considerations led us to explore the behavior of NFSI in fluorinations of activated arenes under ball-milling conditions towards an eventual implementation of mechanochemistry in late-stage C–H functionalizations [22,23]. In particular, efficient fluorination protocols are long sought after in several areas of science, including medicinal chemistry [24]. Next to fluorination, in this work, we also have investigated NFSI as a source for

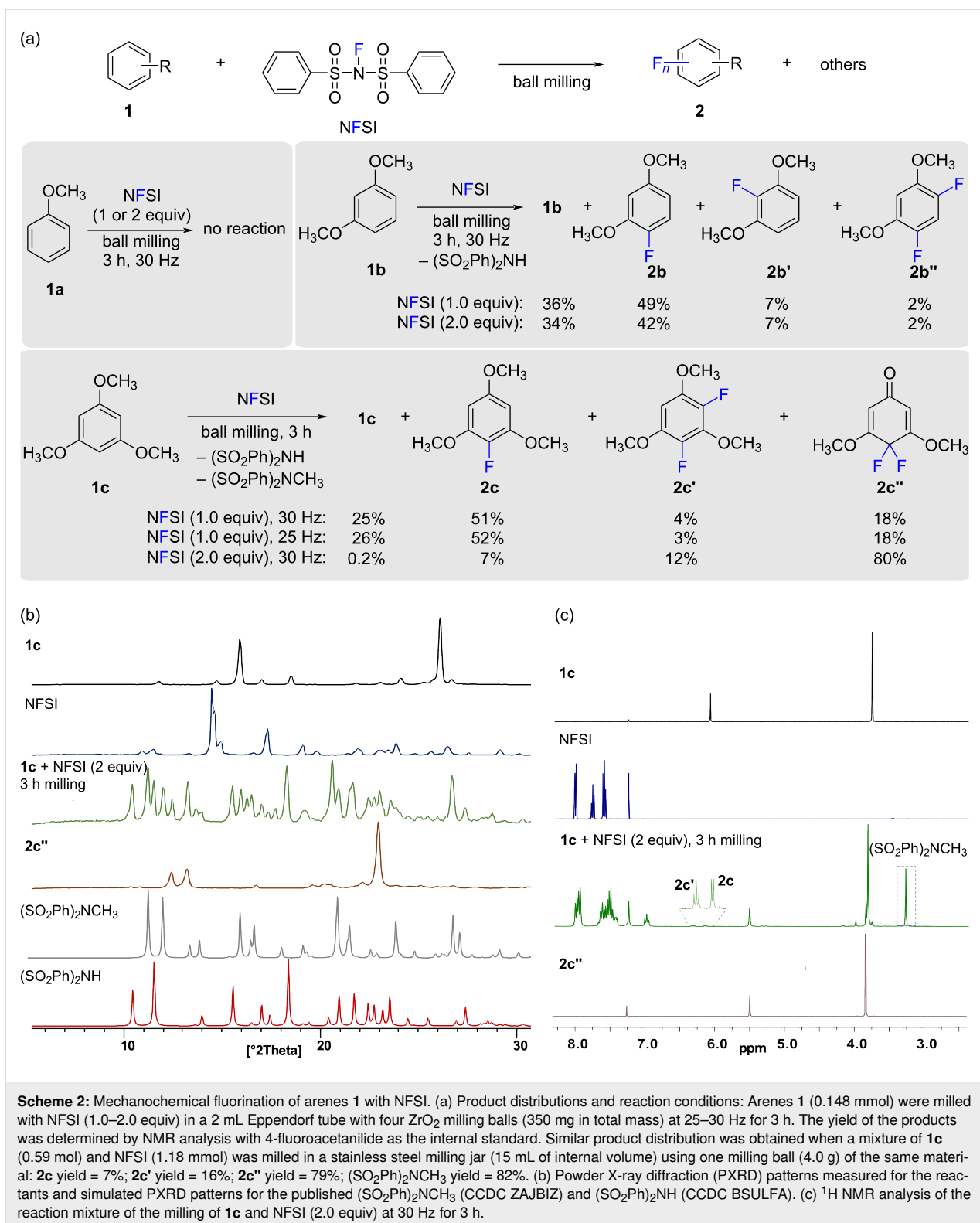
mechanochemical sulfonylation of imidazoles and amidation reactions.

Results and Discussion

Previous reports in the absence of solvent have shown that NFSI promotes aromatic fluorination at temperatures between 80 °C and 105 °C [25]. To commence, we focused on the reaction between arenes **1a–c** and NFSI by ball milling in the absence of external heating (Scheme 2a). To conduct a high-throughput screening we initially carried out the milling experiments in Eppendorf vials before using standard milling jars made of stainless steel or poly(methyl methacrylate) (PMMA). This simple approach accelerated the optimization of the milling and reaction parameters [26]. From a sustainable point of view, experimenting in small scale could prevent waste production and increase safety. However, miniaturization of mechanochemical reactions could also be an alternative to working with precious or expensive reagents and to facilitate monitoring of the reactions [27].

Under such reaction conditions anisole (**1a**) did not undergo fluorination even in the presence of two equivalents of NFSI. However, more activated 1,3-dimethoxybenzene (**1b**) gave a mixture of principally monofluorinated products **2b** and **2b'**. Reacting 1,3,5-trimethoxybenzene (**1c**) and NFSI (1.0 equiv) also gave preferentially monofluorinated product **2c** in 51% yield. Analysis of the milled mixture by ¹H and ¹⁹F NMR spectroscopy also revealed the presence of difluorinated products **2c'** and **2c''**. The product composition of the reaction of **1c** with





NFSI (1.0 equiv) remained unchanged at lower milling speeds (25 Hz vs 30 Hz), but the use of two equivalents of NFSI afforded 4,4-difluoro-3,5-dimethoxy-2,5-cyclohexadienone (**2c''**) as the major product in 80% yield (Scheme 2a). Mecha-

nistically, formation of **2c''** from 1,3,5-trimethoxybenzene (**1c**) requires a fluorodemethylation pathway to be operational under the ball-milling conditions, for example through the reaction of product **2c** with the second equivalent of NFSI. In solution,

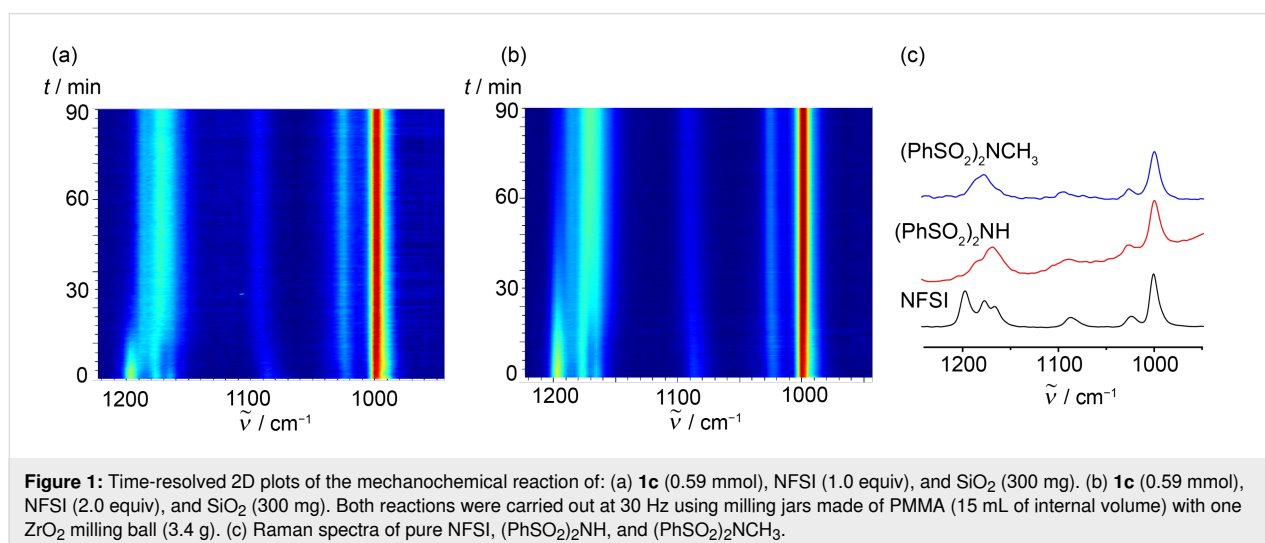
1,3,5-trimethoxybenzene (**1c**) has been reported to undergo fluorodemethylation when reacted with Selectfluor[®], however the authors mentioned that “the fate of the methyl group lost in the conversion” of **2c** to **2c''** “remain[ed] obscure” [28]. In our case, we anticipated that formation of **2c''** could be accompanied by concomitant formation of $(\text{PhSO}_2)_2\text{NH}$ and $(\text{PhSO}_2)_2\text{NCH}_3$ derived from NFSI and **1c**. For the analysis of the reaction mixture we selected powder X-ray diffraction (PXRD), a rapid analytical technique that has proven useful for the structural characterization of crystalline organic solids and which requires minimal sample preparation [29]. Pleasingly, analysis of the milled mixture (**1c** + NFSI) by PXRD evidenced the existence of diffraction reflections corresponding to crystalline $(\text{PhSO}_2)_2\text{NH}$, $(\text{PhSO}_2)_2\text{NCH}_3$, and product **2c''** (Scheme 2b) [30]. Additionally, ¹H NMR spectroscopy confirmed the presence of $(\text{PhSO}_2)_2\text{NCH}_3$ in the reaction mixture after the milling process (Scheme 2c) [31], in yields that matched the ones for **2c''** (Scheme 2a).

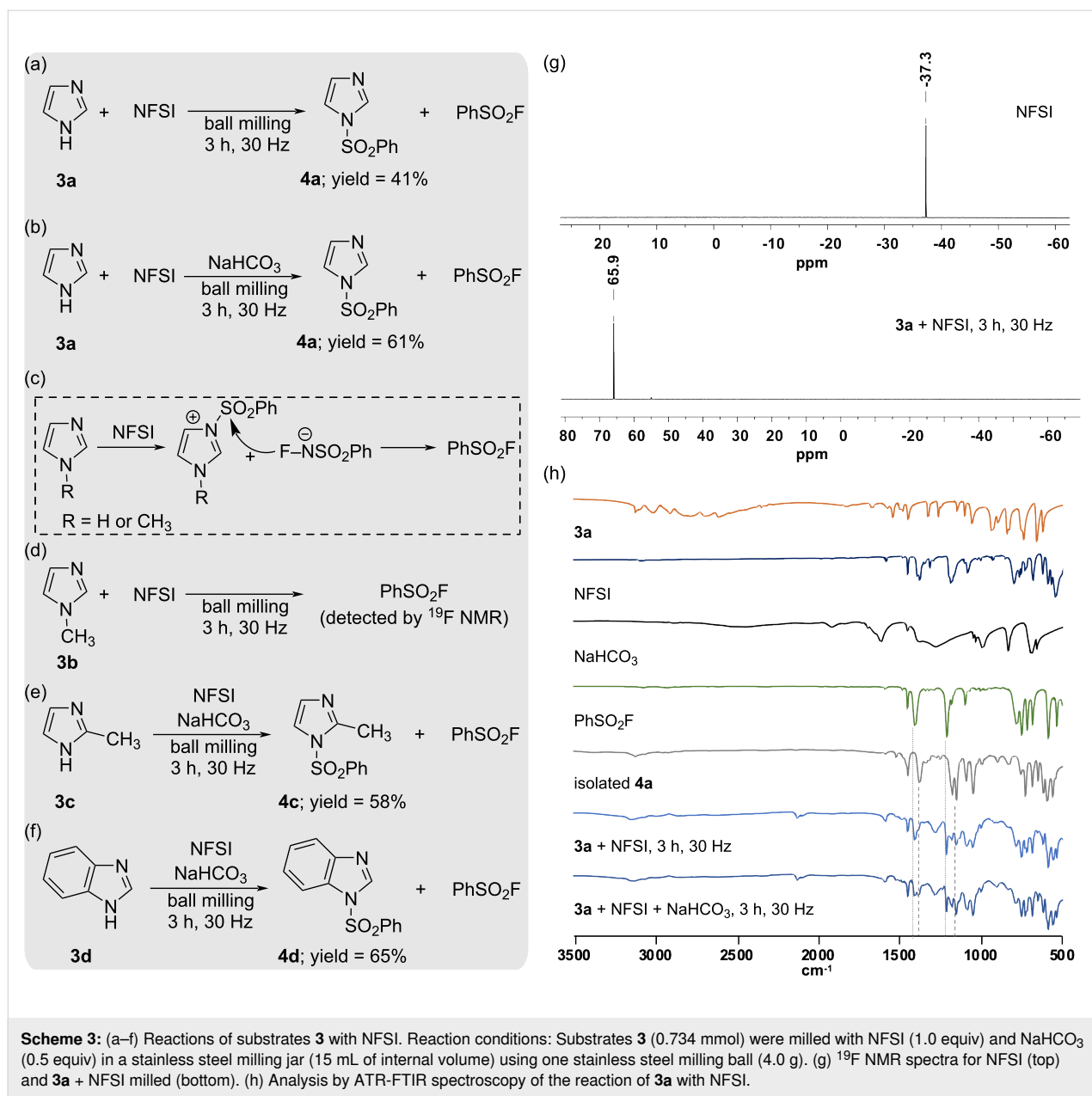
To get some insights into the mechanochemical reaction of **1c** with NFSI we have performed in situ reaction monitoring of the milling process by Raman spectroscopy [32,33]. In an experiment milling **1c** with NFSI (1 equiv) we observed the consumption of NFSI after ca. 30 min of milling as evidenced by a reduction in the intensity of the band at 1197 cm^{-1} of NFSI (Figure S3 in Supporting Information File 1). However, the very strong bands around 998 cm^{-1} (in-plane bending; phenyl ring), 1177 cm^{-1} (stretching; SO_2), and 1583 cm^{-1} (stretching; phenyl ring) of NFSI and byproducts [$(\text{PhSO}_2)_2\text{NH}$ [34], and $(\text{PhSO}_2)_2\text{NCH}_3$], prevented the observation of the less Raman active fluorinated products **2c** and **2c''**. Even though **1c** and NFSI are solids ($\text{mp}_{\mathbf{1c}} = 50\text{--}53$; $\text{mp}_{\text{NFSI}} = 114\text{--}116\text{ }^\circ\text{C}$), rheological changes of the reaction mixture upon milling and formation of liquid **2c** rendered a sticky reaction mixture, which

affected the quality of the Raman monitoring (Figures S3 and S4 in Supporting Information File 1). To mitigate this, the milling experiment was repeated using silica gel (SiO_2) as a milling auxiliary. The use of SiO_2 did not affect significantly the product composition of the reaction as determined by NMR analysis of an independent experiment milling **1c** and NFSI (2.0 equiv) at 30 Hz for 3 h. This reaction gave a mixture of **2c''**, **2c'**, and **2c** in a ratio of 79:16:5 vs a ratio of 80:12:7 in the absence of SiO_2 (Scheme 2a). Moreover, the presence of SiO_2 improved the absorption of reactants and rendered a reaction mixture physically more appropriate for the milling process, which in turn enabled a better monitoring of the transformation and favored the reaction to be completed in shorter milling times (Figure 1a and Figure S5 in Supporting Information File 1). The mechanochemical reaction of **1c** with NFSI (2 equiv) was also monitored revealing that the consumption of NFSI required ca. 30 min of milling (Figure 1b and Figure S5 in Supporting Information File 1).

Other substrates such as naphthalene and *N*-Boc-aniline proved unreactive under the milling conditions with NFSI. However, the more activated arene 2-naphthol underwent double fluorination affording 1,1-difluoronaphthalen-2(*H*)-one as the major product (i.e., 29% yield using 1.0 equiv of NFSI and 51% yield using 2.0 equiv of NFSI after 3 h of milling at 30 Hz).

After having studied the ability of NFSI to participate in fluorination and fluorodemethylation reactions, we evaluated the capacity of NFSI to act as a sulfonyl source. For this, we reacted a mixture of NFSI and imidazole (**3a**) by ball milling. Analysis by NMR spectroscopy of the crude reaction mixture showed that 1-(benzenesulfonyl)imidazole (**4a**) had been formed in 41% yield (Scheme 3a).





Complementarily, ¹⁹F NMR spectroscopy of the crude reaction mixture evidenced a distinctive peak at 65.8 ppm in the ¹⁹F NMR spectrum (Scheme 3g), which was assigned to phenylsulfonyl fluoride (PhSO₂F) [35], a byproduct often obtained in reactions with NFSI [36,37]. Trying to improve the rheology of the reaction mixture and to increase the basicity of the medium, we milled **3a** and NFSI in the presence of NaHCO₃, which had a positive effect affording product **4a** in 61% yield (Scheme 3b), which is significantly higher than the 46% yield reported in CH₃CN after 12 h at 80 °C [38]. The generation of **4a** upon milling was demonstrated after immediate analysis of the milled sample by ATR-FTIR spectroscopy (Scheme 3h).

Formation of **4a** could have occurred from the direct reaction of the N–H nitrogen of **3a** with NFSI, which would agree with the propensity for NFSI to react with some hard oxygen and nitrogen nucleophiles at the sulfur atom instead of at the fluorine atom [39,40]. Similarly, NFSI has also been reported to act as a transfer of the sulfonyl moiety from NFSI to carbon centers [12,13]. Alternatively, **4a** could have been formed from the reaction of imidazole (**3a**) with the in situ formed PhSO₂F. To better understand the formation of PhSO₂F during the milling of NFSI with **3a**, we reacted its N-methylated derivative **3b**, a substrate unable to undergo the sulfonylation pathway with NFSI. We hypothesized that PhSO₂F could have been generated after an initial reaction of the nitrogen with the lone electron pair in

imidazole at the sulfonyl group of the NFSI (Scheme 3c), mimicking the reactivity of pyridine derivatives with NFSI, which are known to generate phenylsulfonyl fluoride via a transient generation of *N*-sulfonylpyridinium salts [37].

Analysis by ^{19}F NMR spectroscopy of the crude reaction mixture of **3b** and NFSI revealed the presence of PhSO_2F (Scheme 3d), thus confirming the capacity of the nitrogen with the lone electron pair in **3b**, and probably in **3a**, to react with NFSI at the sulfonyl group to facilitate the formation of phenylsulfonyl fluoride (Scheme 3c). Other imidazole derivatives such as 2-methylimidazole (**3c**) and benzimidazole (**3d**) also underwent sulfonylation affording products **4c** and **4d** in 58% yield and 65% yield, respectively (Scheme 3e and 3f).

Finally, to corroborate that other known chemical pathways for NFSI, including amidation reactions, could be accessible under mechanochemical conditions we studied the reaction of 1-acetylindole (**5**) with NFSI. In solution (i.e., dichloroethane, 60 °C, 24 h, Ar atmosphere), **5** undergoes regioselective C-3 amidation with NFSI using catalytic amounts of K_2CO_3 [41]. An initial attempt to carry out the reaction by ball milling **5**, NFSI (2 equiv), and K_2CO_3 (10 mol %) for 3 h afforded only traces of the aminated product **6**. To assist the metal-free amidation of the aromatic C–H bond in **5**, we repeated the milling experiment at 40 °C using a heat gun to increase the temperature of the milling jar (see Supporting Information File 1, Figure S2) [42], which gave a mixture of **5** and **6** (ratio 85:15). The same experiment at 60 °C led to the full consumption of **5** after 1.5 h of milling and product **6** could be isolated in moderate 37% yield (Scheme 4). Formation of **6** in the absence of external heating was also possible after lengthening the milling time to 16 h, such an experiment afforded a mixture of **5** and **6** (ratio 60:40). In comparison, in dichloroethane at 40 °C the reaction of **5** and NFSI only afforded amidated product **6** in 4% after 24 h of reaction [41].

Conclusion

In this study we evaluated the multifaceted reactivity of NFSI under mechanochemical conditions. We observed that NFSI was compatible with the ball-milling reaction conditions. Addi-

tionally, we corroborated that, by mechanochemistry, NFSI can engage in a variety of reactions known in solution such as fluorinations, fluorodemethylations, sulfonylations, and amidations. These transformations could be accomplished in short milling times in the absence of solvent. Being a crystalline material [43] and a Raman and IR active molecule [44,45], NFSI enabled the monitoring of the reactions by ex situ PXRD and IR spectroscopy, as well as by in situ Raman spectroscopy. Such a monitoring enabled us to understand background reactions such as the fluorodemethylation pathway underwent by 1,3,5-trimethoxybenzene (**1c**) when reacted with NFSI, which was found to proceed via initial formation of monofluorinated product **2c**. In general, NFSI could participate in the chemical transformations by ball milling without the need for external heating, however, the amidation of 1-acetylindole (**5**) was found to proceed more efficiently under simultaneous thermal milling conditions. Altogether, the results of this work expand the applicability of NFSI by mechanochemistry beyond fluorination reactions of enolizable substrates and might facilitate the application of NFSI in new reactions by ball milling in the future. Ongoing work on the development of similar mechanochemical reactions using NFSI are being investigated in our laboratories.

Supporting Information

Supporting Information File 1

Experimental details, characterization data and copies of spectra.

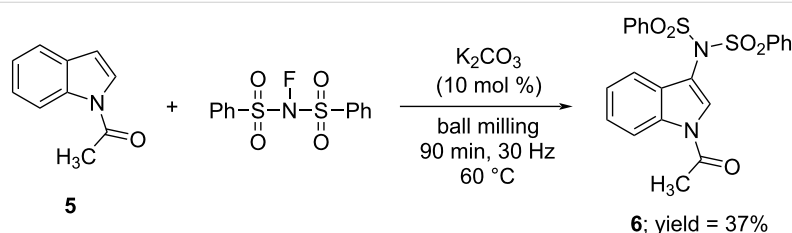
[<https://www.beilstein-journals.org/bjoc/content/supplementary/1860-5397-18-20-S1.pdf>]

Acknowledgements

We thank Dr. Ivan Halasz (Ruđer Bošković Institute) for helpful discussions and proofreading.

Funding

This research was possible thanks to the financial support from AbbVie Deutschland GmbH & Co. D.B. thanks the financial



Scheme 4: Regioselective C-3 mechanochemical amidation of **5** with NFSI.

support provided by the Croatian Science Foundation (grant No. IP-2019-04-9951).

ORCID® iDs

José G. Hernández - <https://orcid.org/0000-0001-9064-4456>

Karen J. Ardila-Fierro - <https://orcid.org/0000-0002-5801-5534>

Dajana Barišić - <https://orcid.org/0000-0003-3017-7061>

Hervé Geneste - <https://orcid.org/0000-0002-2808-1573>

References

- Tan, D.; Friščić, T. *Eur. J. Org. Chem.* **2018**, 18–33. doi:10.1002/ejoc.201700961
- Howard, J. L.; Cao, Q.; Browne, D. L. *Chem. Sci.* **2018**, 9, 3080–3094. doi:10.1039/c7sc05371a
- Achar, T. K.; Bose, A.; Mal, P. *Beilstein J. Org. Chem.* **2017**, 13, 1907–1931. doi:10.3762/bjoc.13.186
- Ardila-Fierro, K. J.; Hernández, J. G. *ChemSusChem* **2021**, 14, 2145–2162. doi:10.1002/cssc.202100478
- Ying, P.; Yu, J.; Su, W. *Adv. Synth. Catal.* **2021**, 363, 1246–1271. doi:10.1002/adsc.202001245
- Bolm, C.; Hernández, J. G. *Angew. Chem., Int. Ed.* **2019**, 58, 3285–3299. doi:10.1002/anie.201810902
- Bizet, V. *Synlett* **2012**, 23, 2719–2720. doi:10.1055/s-0032-1317348
- Umamoto, T.; Yang, Y.; Hammond, G. B. *Beilstein J. Org. Chem.* **2021**, 17, 1752–1813. doi:10.3762/bjoc.17.123
- Gu, Q.; Vessally, E. *RSC Adv.* **2020**, 10, 16756–16768. doi:10.1039/d0ra00324g
- Li, Y.; Zhang, Q. *Synthesis* **2015**, 47, 159–174. doi:10.1055/s-0034-1379396
- Sushmita; Aggarwal, T.; Kumar, S.; Verma, A. K. *Org. Biomol. Chem.* **2020**, 18, 7056–7073. doi:10.1039/d0ob01429j
- Collman, J. P.; Zhong, M.; Boulatov, R. *J. Chem. Res., Synop.* **2000**, 230–231. doi:10.3184/030823400103167093
- Roy, A.; Schneller, S. W. *Org. Lett.* **2005**, 7, 3889–3891. doi:10.1021/ol051297e
- Wang, Y.; Wang, H.; Jiang, Y.; Zhang, C.; Shao, J.; Xu, D. *Green Chem.* **2017**, 19, 1674–1677. doi:10.1039/c6gc03306g
- Křištofiková, D.; Mečiarová, M.; Rakovský, E.; Šebesta, R. *ACS Sustainable Chem. Eng.* **2020**, 8, 14417–14424. doi:10.1021/acssuschemeng.0c04260
- Hernández, J. G.; Butler, I. S.; Friščić, T. *Chem. Sci.* **2014**, 5, 3576–3582. doi:10.1039/c4sc01252f
- Howard, J. L.; Sagatov, Y.; Repousseau, L.; Schotten, C.; Browne, D. L. *Green Chem.* **2017**, 19, 2798–2802. doi:10.1039/c6gc03139k
- Howard, J. L.; Nicholson, W.; Sagatov, Y.; Browne, D. L. *Beilstein J. Org. Chem.* **2017**, 13, 1950–1956. doi:10.3762/bjoc.13.189
- Howard, J. L.; Sagatov, Y.; Browne, D. L. *Tetrahedron* **2018**, 74, 3118–3123. doi:10.1016/j.tet.2017.11.066
- Cao, Q.; Howard, J. L.; Crawford, D. E.; James, S. L.; Browne, D. L. *Green Chem.* **2018**, 20, 4443–4447. doi:10.1039/c8gc02036a
- Riley, W.; Jones, A. C.; Singh, K.; Browne, D. L.; Stuart, A. M. *Chem. Commun.* **2021**, 57, 7406–7409. doi:10.1039/d1cc02587b
- Ni, S.; Hribersek, M.; Baddigam, S. K.; Ingner, F. J. L.; Orthaber, A.; Gates, P. J.; Pilarski, L. T. *Angew. Chem., Int. Ed.* **2021**, 60, 6660–6666. doi:10.1002/anie.202010202
- Börgel, J.; Ritter, T. *Chem* **2020**, 6, 1877–1887. doi:10.1016/j.chempr.2020.07.007
- Britton, R.; Gouverneur, V.; Lin, J.-H.; Meanwell, M.; Ni, C.; Pupo, G.; Xiao, J.-C.; Hu, J. *Nat. Rev. Methods Primers* **2021**, 1, 47. doi:10.1038/s43586-021-00042-1
- Andreev, R. V.; Borodkin, G. I.; Shubin, V. G. *Russ. J. Org. Chem.* **2009**, 45, 1468–1473. doi:10.1134/s107042800910008x
- Martina, K.; Rotolo, L.; Porcheddu, A.; Delogu, F.; Bysouth, S. R.; Cravotto, G.; Colacino, E. *Chem. Commun.* **2018**, 54, 551–554. doi:10.1039/c7cc07758k
- Lampronti, G. I.; Michalchuk, A. A. L.; Mazzeo, P. P.; Belenguer, A. M.; Sanders, J. K. M.; Bacchi, A.; Emmerling, F. *Nat. Commun.* **2021**, 12, 6134. doi:10.1038/s41467-021-26264-1
- Banks, R. E.; Besheesh, M. K.; Górski, R. W.; Lawrence, N. J.; Taylor, A. J. *J. Fluorine Chem.* **1999**, 96, 129–133. doi:10.1016/s0022-1139(99)00064-0
- Karki, S.; Fábán, L.; Friščić, T.; Jones, W. *Org. Lett.* **2007**, 9, 3133–3136. doi:10.1021/ol071329t
- Cotton, F. A.; Stokely, P. F. *J. Am. Chem. Soc.* **1970**, 92, 294–302. doi:10.1021/ja00705a012
- Chen, L.; Lang, H.; Fang, L.; Yu, J.; Wang, L. *Eur. J. Org. Chem.* **2014**, 6385–6389. doi:10.1002/ejoc.201402919
- Gracin, D.; Štrukil, V.; Friščić, T.; Halasz, I.; Užarević, K. *Angew. Chem., Int. Ed.* **2014**, 53, 6193–6197. doi:10.1002/anie.201402334
- Lukin, S.; Užarević, K.; Halasz, I. *Nat. Protoc.* **2021**, 16, 3492–3521. doi:10.1038/s41596-021-00545-x
- Castro, J. L.; Lopez-Ramirez, M. R.; Arenas, J. F.; Otero, J. C. *J. Raman Spectrosc.* **2012**, 43, 857–862. doi:10.1002/jrs.3107
- Davies, A. T.; Curto, J. M.; Bagley, S. W.; Willis, M. C. *Chem. Sci.* **2017**, 8, 1233–1237. doi:10.1039/c6sc03924c
- Tang, R.-J.; Luo, C.-P.; Yang, L.; Li, C.-J. *Adv. Synth. Catal.* **2013**, 355, 869–873. doi:10.1002/adsc.201201133
- Meanwell, M.; Nodwell, M. B.; Martin, R. E.; Britton, R. *Angew. Chem., Int. Ed.* **2016**, 55, 13244–13248. doi:10.1002/anie.201606323
- Jie, K.; Wang, Y.; Huang, L.; Guo, S.; Cai, H. *J. Sulfur Chem.* **2018**, 39, 465–471. doi:10.1080/17415993.2018.1480725
- Antelo, J. M.; Crueiras, J.; Leis, J. R.; Ríos, A. *J. Chem. Soc., Perkin Trans. 2* **2000**, 2071–2076. doi:10.1039/b003982i
- Rozatian, N.; Hodgson, D. R. W. *Chem. Commun.* **2021**, 57, 683–712. doi:10.1039/d0cc06339h
- Liu, H.-H.; Wang, Y.; Deng, G.; Yang, L. *Adv. Synth. Catal.* **2013**, 355, 3369–3374. doi:10.1002/adsc.201300767
- Seo, T.; Toyoshima, N.; Kubota, K.; Ito, H. *J. Am. Chem. Soc.* **2021**, 143, 6165–6175. doi:10.1021/jacs.1c00906
- Lennartson, A.; Hakansson, M. CCDC 840301: Experimental Crystal Structure Determination. 2011; <https://www.ccdc.cam.ac.uk/structures/search?id=doi:10.5517/ccx6dhz&sid=DataCite>. doi:10.5517/ccx6dhz
- <https://www.sigmaaldrich.com/deepweb/assets/sigmaaldrich/quality/spetra/125/072/FTIR006130.pdf> (accessed Jan 16, 2022).
- <https://www.sigmaaldrich.com/deepweb/assets/sigmaaldrich/quality/spetra/606/858/RAIR011023.pdf> (accessed Jan 16, 2022).

License and Terms

This is an open access article licensed under the terms of the Beilstein-Institut Open Access License Agreement (<https://www.beilstein-journals.org/bjoc/terms>), which is identical to the Creative Commons Attribution 4.0 International License (<https://creativecommons.org/licenses/by/4.0>). The reuse of material under this license requires that the author(s), source and license are credited. Third-party material in this article could be subject to other licenses (typically indicated in the credit line), and in this case, users are required to obtain permission from the license holder to reuse the material.

The definitive version of this article is the electronic one which can be found at:
<https://doi.org/10.3762/bjoc.18.20>