

Interventions to prevent obesity in school-aged children 6-18 years: An update of a Cochrane systematic review and meta-analysis including studies from 2015–2021

Rebecca K. Hodder,^{a,b,c,d,*} Kate M. O'Brien,^{a,b,c,d} Sasha Lorien,^{a,b,c,d} Luke Wolfenden,^{a,b,c,d} Theresa H.M. Moore,^{e,f} Alix Hall,^{a,b,c,d} Sze Lin Yoong,^{a,b,c,d,j} and Carolyn Summerbell^{g,h}

^aHunter New England Population Health, Hunter New England Local Health District, Locked Bag 10, Longworth Avenue, Wallsend, NSW 2287, Australia

^bCollege of Health Medicine and Wellbeing, University of Newcastle, University Drive, Callaghan, NSW 2308, Australia

^cNational Centre of Implementation Science, University of Newcastle, University Drive, Callaghan, NSW 2308, Australia

^dHunter Medical Research Institute, 29 Kookaburra Drive, New Lambton Heights, NSW 2305, Australia

^eThe National Institute for Health Research Applied Research Collaboration West (NIHR ARC West) at University Hospitals Bristol National Health Service Foundation Trust, Whitefriars, Lewins Mead, Bristol, BS1 2NT, United Kingdom

^fPopulation Health Sciences, Bristol Medical School, University of Bristol, Beacon House, Queens Road, Bristol, United Kingdom

^gDepartment of Sport and Exercise Sciences, Durham University, Stockton Road, Durham DH1 3LE, United Kingdom

^hFuse, The NIHR Centre for Translational Research in Public Health, United Kingdom

ⁱGlobal Obesity Centre, Institute for Health Transformation, Deakin University, Burwood, VIC 3125, Australia

Summary

Background Childhood obesity remains a global public health priority due to the enormous burden it generates. Recent surveillance data suggests there has been a sharp increase in the prevalence of childhood obesity during the COVID-19 pandemic. The Cochrane review of childhood obesity prevention interventions (0–18 years) updated to 2015 is the most rigorous and comprehensive review of randomised controlled trials (RCTs) on this topic. A burgeoning number of high quality studies have been published since that are yet to be synthesised.

Methods An update of the Cochrane systematic review was conducted to include RCT studies in school-aged children (6–18 years) published to 30 June 2021 that assessed effectiveness on child weight (PROSPERO registration: CRD42020218928). Available cost-effectiveness and adverse effect data were extracted. Intervention effects on body mass index (BMI) were synthesised in random effects meta-analyses by setting (school, after-school program, community, home), and meta-regression examined the association of study characteristics with intervention effect.

Findings Meta-analysis of 140 of 195 included studies (183,063 participants) found a very small positive effect on body mass index for school-based studies (SMD -0.03 , 95%CI $-0.06, -0.01$; trials = 93; participants = 131,443; moderate certainty evidence) but not after-school programs, community or home-based studies. Subgroup analysis by age (6–12 years; 13–18 years) found no differential effects in any setting. Meta-regression found no associations between study characteristics (including setting, income level) and intervention effect. Ten of 53 studies assessing adverse effects reported presence of an adverse event. Insufficient data was available to draw conclusions on cost-effectiveness.

Interpretation This updated synthesis of obesity prevention interventions for children aged 6–18 years, found a small beneficial impact on child BMI for school-based obesity prevention interventions. A more comprehensive assessment of interventions is required to identify mechanisms of effective interventions to inform future obesity prevention public health policy, which may be particularly salient in for COVID-19 recovery planning.

eClinicalMedicine

2022;54: 101635

Published online xxx

<https://doi.org/10.1016/j.eclinm.2022.101635>

eclinm.2022.101635

*Corresponding author at: C/- Hunter New England Population Health, Locked Bag 10, Wallsend NSW 2287 Australia.
E-mail address: Rebecca.hodder@health.nsw.gov.au (R.K. Hodder).

Funding This research was funded by the National Health and Medical Research Council (NHMRC), Australia (Application No APP1153479).

Copyright © 2022 The Author(s). Published by Elsevier Ltd. This is an open access article under the CC BY-NC-ND license (<http://creativecommons.org/licenses/by-nc-nd/4.0/>)

Keywords: Childhood obesity; Public health; Prevention; Systematic review

Research in context

Evidence before this study

We searched MEDLINE using the keywords “childhood obesity”, “prevention”, “systematic review” from Jan 1, 2017 to Feb 28, 2022, for any recent systematic reviews that aimed to synthesize international childhood obesity prevention interventions, using a randomized controlled design, conducted in any setting, targeting school-aged children aged 6–18 years. We identified three systematic reviews that included such studies across multiple settings. Two reviews (with search dates of 2010–2020 and 1990–2017) restricted study setting to school, home or community and both conducted narrative synthesis without meta-analysis. The third and most comprehensive systematic review identified, was a 2019 Cochrane review of studies published from 1990–2015 in any setting which synthesized studies via meta-analysis. The Cochrane review identified a further 315 potentially eligible studies from a 2018 search which were not synthesized, and since then an increasing volume of high quality research regarding obesity prevention interventions has been conducted. At the time of writing, no high quality systematic review and meta-analysis of randomized controlled studies of childhood obesity prevention interventions conducted in any setting was identified that synthesized studies published between 2015 and 2021.

Added value of this study

Our review of 195 randomised controlled trials, to our knowledge, is the most contemporary and high quality synthesis of global studies published to date examining the effectiveness of childhood obesity prevention interventions in school-aged children aged 6–18 years (up to June 30, 2021). We found school-based obesity prevention interventions overall to have a very small beneficial impact on child weight. No overall positive effects were found for after-school programs, community or home-based interventions, however the certainty of the evidence for interventions in these settings was low and should be interpreted with caution. Findings for health care settings were limited due to their scarcity. We found no associations between study characteristics (such as income level, intervention type, setting) and intervention effects in studies pooled across all settings. Unintended adverse effects were infrequently observed in the included studies and no conclusions could be

drawn on intervention cost-effectiveness. This systematic review and meta-analysis provides the most up-to-date synthesis of the current evidence base on childhood obesity prevention interventions for school-aged children, and importantly also synthesizes available data regarding their unintended adverse effects.

Implications of all the available evidence

This systematic review and meta-analysis provides policymakers and practitioners with current evidence regarding the effectiveness of childhood obesity prevention within all settings, but also importantly any known unintended adverse intervention effects. Such information is essential to enable future investment in childhood obesity prevention interventions be prioritized for those approaches with greatest impact. The findings suggest school-based obesity prevention interventions warrant continued implementation and ongoing investment on the basis of their effectiveness and lack of serious harm. While the intervention effects observed were small, small improvements in weight status can have a meaningful effect when implemented at a population level. Our review supports recommendations from international strategies and policies to implement settings-based interventions to support healthy weight and prevent childhood obesity, and highlights the need for future research to identify the components and mechanisms of effective interventions to inform future obesity prevention public health policy.

Introduction

The prevalence of childhood obesity remains a high priority for public health policy in most high- and middle-income countries.¹ In the last two decades since the World Health Organization declared the global nature of the obesity epidemic,² the prevalence of unhealthy weight has continued to increase. In 2016 it was estimated that 340 million children aged 5–19 years were overweight or obese.^{3,4} Additionally, recent surveillance data suggests there has been a sharp increase in the prevalence of obesity in school-aged children during the COVID-19 pandemic in some countries.^{5,7}

Unhealthy weight contributes enormously to the global burden of disease, increasing the risk of many health conditions (including cancer and cardiovascular

disease), and was responsible for 4.7 million premature deaths in 2017 and between 0.7% and 2.8% of national health care costs.^{8,9} Childhood obesity is linked with a range of adverse physical, mental health and societal outcomes, and children living with obesity are at a greater risk of being overweight and having life-limiting comorbidities in adulthood.¹⁰ Allowing childhood obesity levels to rise further will likely translate into major health and economic challenges for future generations—not least vulnerability to pandemic outbreaks of viruses like COVID-19, for which overweight is an important risk factor.¹¹ Strategies to prevent unhealthy weight gain in children therefore represent a key strategy to mitigate this burden.

Healthy weight promotion in children is addressed by various international strategies and policy frameworks,^{12–14} which make recommendations for action to support healthy weight across settings.^{4,13,15} To ensure that governments are enacting policies that have the greatest impact on health outcomes, it is essential that such policies are based on the most recent and robust evidence available.¹⁶ The evidence-base regarding childhood obesity prevention has increased markedly in recent years. The most recent Cochrane review of obesity prevention interventions targeting children 0–18 years identified 153 randomized controlled trials (RCTs) to 2015, and another 315 potentially eligible trials (not synthesized) up to January 2018.¹⁷ This increasing volume of research enables precise estimates of obesity prevention interventions effects and importantly affords the opportunity to examine the effects of interventions in different settings, populations, and different duration and componentry to guide the development of appropriate and effective obesity prevention initiatives.¹⁸ Additionally, policy makers and practitioners require information regarding adverse impacts of intervention options, and their delivery costs. This information is largely absent within existing reviews.¹⁹

Previous reviews characterizing interventions effects by their components, setting or duration have relied on examination of subgroups.²⁰ However when large numbers of trials exist, more sophisticated methods, such as meta-regression can identify study characteristics associated with intervention effects. In comparison to the meta-analysis approach that attempts to pool results from a number of studies into one summarised ‘effect’, meta-regression aims to attribute the size of summarised effects to the characteristics of studies included in a meta-analysis.²¹ Meta-regression is an extension of subgroup analysis that can simultaneously account for covariates that may confound any reported associations between effect and study characteristics.²¹ While such analyses can provide richer empirical information to support more effective policymaking and have been previously used to investigate intervention characteristics associated with effect,^{22,23} to our knowledge, our review is the first meta-regression analyses of child obesity

interventions that simultaneously investigates intervention componentry, setting, and duration.⁴

This review sought to assess the effectiveness, adverse effects and cost effectiveness of obesity prevention interventions on the weight of children aged 6–18 years and identify intervention characteristics associated with effectiveness.

Methods

A partial update of the Cochrane systematic review of obesity prevention interventions in children aged 0–18 years by Brown and Moore et al.¹⁷ was undertaken. For this update, participant eligibility criteria were restricted to children aged 6–18 years encompassing studies included in the existing review (1990–January 2018), and those identified in a new search (January 2018–June 2021). Otherwise, the methods of the existing Cochrane review protocol were replicated with minor deviations noted (Supplementary File Table S1; PROSPERO registration CRD42020218928).

Study inclusion criteria

Eligible trials were randomized controlled trials (RCTs) that compared a child obesity prevention intervention with either a 1) non-intervention or usual care control group, or 2) an alternate intervention. Studies published before 1990 were excluded. There were no restrictions on language or country.

Trials of children with a mean age above 6 years and less than 18 years at baseline were eligible. Trials that only enrolled children who were overweight or obese, or that sampled children with critical illness or severe co-morbidities, were excluded. Trials that selected participants ‘at greater risk’ for obesity as compared with the general population (e.g. targeted at settings where the prevalence of childhood obesity is higher than average) were eligible.

Interventions with a rationale or underlying intention to prevent child obesity were eligible. There was no restriction on intervention type, setting or delivery personnel. Interventions to treat childhood obesity or eating disorders, those focused solely on strength and fitness training, or that included any drug, supplement or surgical intervention, were excluded.

Eligible studies reported a child weight outcome at baseline and post-intervention at least 12 weeks from baseline (irrespective of intervention duration). Eligible weight outcomes included: body mass index (BMI), prevalence of overweight/obesity, weight, per cent fat content, and skin-fold thickness. Secondary outcomes included adverse effects, absolute costs or cost-effectiveness.

Search methods

The existing published Cochrane review included and synthesized findings from 153 studies (search to June

2015). An additional search (from June 2015 to January 2018) identified a further 315 potentially eligible records and 67 ongoing studies following title and abstract screening. These studies were marked in the existing review as 'awaiting classification' as they did not undergo full text review against the eligibility criteria. A collaboration was initiated between new authors (RKH, LW) and Cochrane review team representatives (CS, THMM) to conduct an update, including full text review of 315 studies awaiting classification provided by the Cochrane team.

An updated search of electronic databases including the Cochrane Central Register of Controlled Trials (CENTRAL), Medline, Embase, Cumulative Index to Nursing and Allied Health Literature (CINAHL) and PsycINFO was conducted by an information specialist (DB) on June 30 2021 to identify new records since the last search date of January 2018. Trial registries were searched from the last search date of 22 January 2018 to 2 December 2020 (Supplementary File Appendix A).

Study selection

Two review authors (RKH, KMO) independently screened titles and abstracts from the new search. All full texts of potentially eligible records (i.e. from the existing review and updated search) were independently assessed for eligibility by two review authors (RKH, KMO). Any differences in inclusion were resolved via discussion or with a third reviewer (THMM, CS).

Data collection

Information regarding study characteristics were extracted by one author (SL) and checked by another (KMO). Data extracted included: trial authors, years of study, location, study design, study population, intervention and comparator components, duration, setting, number of participants, participants age, and information on trial outcomes and results. Primary outcome data was extracted independently by two review authors (KMO, RKH), resolved via discussion or third reviewer with statistical expertise (AH) when required.

Assessment of risk of bias and quality of evidence

Pairs of review authors independently assessed the risk of bias of included studies (KMO, SL, CS, THMM, SY) using the Cochrane risk of bias tool.²⁴ All recommended domains were assessed, including bias specific to cluster RCTs (C-RCTs). Small modifications were made to assessment criteria for some domains and applied to both new studies and those included in the published review (Supplementary File Table S2). Discussion or a third reviewer (RKH) was used to resolve disagreements. Review authors were not blind to study details. Studies were considered high risk of bias overall, if one or more risk of bias domains were assessed as

high risk, excluding the blinding domain due to the inability to conceal intervention allocation in obesity interventions.

Quality of evidence was assessed using the Grading of Recommendations Assessment, Development and Evaluation (GRADE).²⁵ Two review authors (RKH, KMO) judged the quality of the evidence, with disagreements resolved by discussion or resolved by a third reviewer (LW). We inspected the funnel plots from meta-analyses of more than 10 studies and performed Egger's tests to investigate funnel plot asymmetry to assess reporting bias.

Data analysis and synthesis

Studies were synthesized according to the setting in which the majority (>50%) of the intervention was implemented (school, after-school program (ASP), community, home, or health care service). Health care service interventions were those delivered in clinical settings (e.g. hospital) or primary care settings (e.g. general practice). Community interventions were defined as non-health care focused community settings (e.g. community recreational groups). Interventions delivered predominantly via telehealth were classified as home-based interventions irrespective of delivery personnel (e.g. clinician or school nurse). Authors were contacted for any missing data.

All intervention arms were screened and only arms that met eligibility criteria included. For multi-arm interventions, data from all relevant treatment arms were included and the number of participants in the control arm divided across these.²⁶

We pooled the standardized mean difference (SMD) of BMI and BMI z-scores using the generic inverse variance method in a random effects meta-analysis using the Review Manager 5 software.²⁷ BMI z-score was prioritized over BMI scores. The difference in means between groups at first follow-up (≥ 12 weeks from baseline) was selected for synthesis over change scores.²⁸ For studies that only reported change scores, baseline BMI data and standard deviations (SD) were used to calculate a SMD compatible with follow-up scores using the methods outlined by.²⁹ A range of correlation values between baseline and follow-up scores were used to estimate the SMD (0.70, 0.80, 0.90) and the most conservative (0.70) used.

We used the following hierarchy to select outcome data for pooling: 1) data adjusted for both clustering and other variables, 2) data adjusted for clustering alone, 3) data adjusted for other variables alone, then 4) unadjusted data. If SD was not reported it was derived, where possible.^{27,30,31}

Meta-analyses of BMI scores were presented by setting (school, ASP, community, home) and SMDs re-expressed as BMI scores.^{32,33} All other weight, adverse effect and cost outcomes were synthesized narratively using vote counting of direction of effect.

We assessed each included C-RCT for unit of analysis error. Where studies did not adjust for clustering, the reported intra-cluster correlation coefficient (ICC) or an estimated ICC of 0.04¹⁷ was used to calculate design effects and effective sample sizes.

Statistical heterogeneity was assessed using the I^2 statistic.³⁴ Data were pooled irrespective of the I^2 statistic, and presence of heterogeneity (defined as $I^2 \geq 50\%$) explored in subgroup analyses by age group, intervention duration and type.

A priori subgroup analyses were conducted to investigate differential effects by mean age of participants at baseline (6-12 years; 13-18 years), with a test for subgroup difference of $p < 0.05$ considered indicative of a differential effect as per best practice.³⁵ A post hoc subgroup analysis was additionally performed to investigate differential effects by geographical region (continent).

Sensitivity analyses were conducted to explore the impact of: 1) excluding trials at high risk of bias; 2) excluding studies where follow-up SMD were calculated from change scores; 3) to explore correlation assumptions used in the calculation of follow-up SMDs from change scores; and 4) to explore the impact of not calculating design effects and effective sample sizes for C-RCTs that did not account for clustering (i.e. adopting an ICC of 0, which was the minimum ICC reported by studies included in the review).

A random effects meta-regression was conducted pooling studies across settings to assess whether study characteristics of relevance to policymakers were associated with an effect on BMI¹⁹: income status by country (high-income, upper middle-income, lower middle-income),³⁶ setting (school, ASP, community, home, health care services), multi-setting (yes, no), theory informed intervention (yes, not reported), intervention type (diet, physical activity, diet + physical activity, other) and duration of intervention (≤ 12 months; > 12 months). The Dersimonian and Laird estimation method was used to estimate the residual between-study variance. Knapp-Hartung variance estimator was used to estimate the standard errors and 95% confidence intervals (CI). A permutation test was conducted to assess the robustness of our multivariable meta-regression results,³⁷ with 1000 permutations conducted.

Role of the funding source

The study funder had no role in study design, data collection, data analysis, data interpretation, or writing of the report.

Results

One hundred and fourteen of the 153 studies included in the existing review were included in this review update, and 39 excluded due to participants (< 6 years of age at baseline). The new search identified 9,889 unique

records. Overall, across studies included in the existing review and those identified in the new search, 1524 full texts were assessed for eligibility and 195 studies were included (Table 1), of which 114 were from the existing review and 81 were new studies (Figure 1).

There were 428 trial arms and 183,063 participants in 195 included studies. Most studies were conducted in high-income countries ($n = 165$; Figure 2). There were 59 RCTs and 136 CRCTs (including four comparative effectiveness studies) that compared one or more interventions to control or another intervention. Studies were conducted in schools ($n = 62$); community ($n = 11$); after-school programs ($n = 12$); homes ($n = 11$); and health care services ($n = 3$) only; or across multiple settings ($n = 96$).

Most studies included children aged 6-12 years ($n = 150$), tested interventions targeting both diet and physical activity ($n = 115$), ranged in duration from 5-10 minutes to four years, were 12 months or less duration ($n = 150$), and their theoretical basis was reported ($n = 117$).

BMI or BMI z-score data was reported by 182 of 195 included studies, of which 139 were able to be synthesized in meta-analyses (school: 93 studies, ASPs: 12 studies, community: 21 studies, home: 13 studies). Other weight outcomes included: proportion of overweight/obese, percentage body fat, or weight. The first follow up point greater than 12 weeks post baseline ranged from 12 weeks to two years.

Most studies were assessed as low risk of bias for random sequence generation (51%; 100/195), unclear risk of bias for allocation concealment (67%; 131/195), high risk of bias for blinding (94%; 183/195), low risk of bias for incomplete outcome data (46%; 89/195) and low risk of bias for selective reporting (52%; 102/195) (Figure 3; Supplementary File Table S2 and S3). Most RCTs were assessed as low risk of bias for contamination, and approximately half C-RCTs were assessed as low for other bias. Overall risk of bias was assessed as high for 108 of the 195 included studies.

Meta-analysis of 93 trials (131,443 participants) comparing school-based interventions to control revealed a very small positive effect on BMI (SMD -0.03 , 95% CI -0.06 to -0.01 ; $I^2 = 56\%$; moderate certainty evidence; Table 2; Supplementary File Figure S1), equivalent to a 0.11 lower BMI score in the intervention compared to control group.

Meta-analysis of 12 trials (5,066 participants) comparing after-school program interventions to control revealed no overall significant effect on BMI (SMD -0.09 , 95% CI -0.22 to 0.04 ; $I^2 = 76\%$; very low-certainty evidence; Table 2; Supplementary File Figure S2).

Meta-analysis of 21 trials (3,292 participants) comparing community-based interventions to control revealed no overall positive effect on BMI (SMD -0.04 , 95% CI -0.11 to 0.04 ; $I^2 = 0\%$; low certainty evidence; Table 2; Supplementary File Figure S3).

Author year Country	Study characteristics Design (cluster type) Setting Age group years (mean age) Gender	Number of participants Randomised	Analysed	Intervention Treatment arms Targeted behaviour Theory Duration	Comparator	Outcomes Weight outcomes (length of follow up from baseline category) Adverse effects Cost/cost-effectiveness
Adab 2018 ³⁸ UK	Design: C-RCT (School) Setting: School* + Home + Community Age group: 6-12 (6-3) Gender: mixed	2462	837	Arms: 1 Target: DPA Theory: NR Duration: ≤ 12 months	Control: usual practice	BMI-z (> 12 months) [†] Adverse assessed: Yes Adverse effect: Quality of life (no evidence of harm). Cost: Total adjusted incremental mean cost per child at 30 months (£155 (95% confidence interval [CI]: £139, £171)); incremental mean QALYs gained per child (0.006 (95% CI: -0.024, 0.036)). Incremental cost-effectiveness at 30 months per QALY (£26,815). Using a standard willingness to pay threshold of £30,000 per QALY, there was a 52% chance that the intervention was cost-effective.
Amaro 2006 ³⁹ Italy	Design: C-RCT (Classroom) Setting: School Age group: 6-12 (12.4) Gender: mixed	291	241	Arms: 1 Target: Diet Theory: NR Duration: ≤ 12 months	Control: no intervention	BMI-z (> 12 months) [†] Adverse: NR Cost: NR
Andrade 2014 ⁴⁰ Ecuador	Design: C-RCT (School) Setting: School Age group: 13-18 (Intv = 12.8, control = 12.9) Gender: mixed	1440	1060	Arms: 1 Target: DPA Theory: SCT, IMB model, Control theory, TTM and TPB Duration: > 12 months	Control: usual care	BMI-z (> 12 months) [†] Adverse: NR Cost: NR
Arlinghaus 2021 ⁴¹ US	Design: RCT Setting: School Age group: 6-12 (weekdays 12:10, weekend 12:06) Gender: mixed	491	329	Arms: 1 Target: PA Theory: SCT Duration: ≤ 12 months	Control: usual care	BMI-z (≤ 12 months) Adverse: NR Cost: NR
Baranowski 2003 ⁴² USA	Design: RCT Setting: Community* + Home Age group: 6-12 (Intv = 8.3, control = 8.4) Gender: mixed	35	31	Arms: 1 Target: DPA Theory: SCT and FST Duration: ≤ 12 months	Control: usual day camp	BMI (≤ 12 months) [†] Adverse: NR Cost: NR
Baranowski 2011 ⁴³ USA	Design: RCT Setting: Home Age group: 6-12 (42.5% = 10; 32.7% = 11; 24.8% = 12) Gender: mixed	153	134	Arms: 1 Target: DPA Theory: SCT, Self-determination and Persuasion theories Duration: ≤ 12 months	Control: health-related video games	BMI-z (≤ 12 months) [†] Adverse: NR Cost: NR
Barbeau 2007 ⁴⁴ USA	Design: RCT Setting: School (ASP) Age group: 6-12 (9.5) Gender: Girls only	309	201	Arms: 1 Target: PA Theory: NR Duration: ≤ 12 months	Control: no intervention	BMI (≤ 12 months) [†] Adverse: NR Cost: NR
Barnes 2015 ⁴⁵ Australia	Design: RCT Setting: Community* + Home Age group: 6-12 (8.49) Gender: Girls only	48	48	Arms: 1 Target: PA Theory: SCT Duration: ≤ 12 months	Control: Waitlist	BMI-z (≤ 12 months) [†] Adverse: NR Cost: NR
Beech 2003 ⁴⁶ USA	Design: RCT Setting: Community Age group: 6-12 (8.9) Gender: Girls only	60	60	Arms: 2 Target: DPA Theory: SCT and FST Duration: ≤ 12 months	Control: Attention control (focus on self-esteem)	BMI (≤ 12 months) [†] Adverse assessed: Yes Adverse effect: Visit to healthcare provider, unhealthy weight concern and injuries (similar between children in intervention and control) Cost: NR

Table 1 (Continued)

Author year Country	Study characteristics Design (cluster type) Setting Age group years (mean age) Gender	Number of participants Randomised	Analysed	Intervention Treatment arms Targeted behaviour Theory Duration	Comparator	Outcomes Weight outcomes (length of follow up from baseline category) Adverse effects Cost/cost-effectiveness
Black 2010 ⁴⁷ USA	Design: RCT Setting: Home* + Community Age group: 13-18 (13-3) Gender: mixed	235	184	Aims: 1 Target: DPA Theory: SCT and MI Duration: ≤ 12 months Aims: 1 Target: Diet Theory: SCT, ecological influences and community-based participatory research Duration: ≤ 12 months	Control: No intervention	BMIz (≤ 12 months)† Adverse: NR Cost: NR
Bogart 2016 ⁴⁸ USA	Design: C-RCT (School) Setting: School + Home Age group: 6-12 (12.2) Gender: mixed	3272	1368	Aims: 1 Target: Diet Theory: SCT, ecological influences and community-based participatory research Duration: ≤ 12 months	Control: Waitlist	BMI percentiles (>12 months) Adverse: NR Cost: NR
Bohnert 2013 ⁴⁹ USA	Design: RCT Setting: School (ASP) Age group: 6-12 (intv = 9.02, control = 9.38) Gender: Girls only	133	76	Aims: 1 Target: DPA Theory: SCT and Sociocultural theory Duration: ≤ 12 months	Control: No intervention	BMIz (≤ 12 months)† Adverse: NR Cost: NR
Bonsergent 2013 ⁵⁰ France	Design: C-RCT (School) Setting: School* + Health Service + Community Age group: 13-18 (15-8) Gender: mixed	5354	3538	Aims: 3 Target: DPA Theory: NR Duration: > 12 months	Control: No intervention	BMI and BMIz (> 12 months)† Adverse: NR Cost: NR
Brandstetter 2012 ⁵¹ Germany	Design: C-RCT (Classroom) Setting: School* + Health Service + Home Age group: 6-12 (intv = 7.61, control = 7.53) Gender: mixed	1119	945	Aims: 1 Target: DPA Theory: SCT Duration: ≤ 12 months	Control: Usual care	BMI (≤ and > 12 months)† Adverse: NR Cost: NR
Branscum 2013 ⁵² USA	Design: C-RCT (School) Setting: School (ASP) Age group: 6-12 (NR) Gender: mixed	71	71	Aims: 1 Target: DPA Theory: SCT Duration: ≤ 12 months Aims: 1 Target: PA Theory: BCT Duration: ≤ 12 months	CE: Knowledge based program	BMI percentiles only (≤ 12 months) Adverse: NR Cost: NR
Breheny 2020 ⁵³ UK	Design: C-RCT (School) Setting: School Age group: 6-12 (8-9) Gender: mixed	2280	1670	Aims: 1 Target: PA Theory: BCT Duration: ≤ 12 months	Control: No active intervention	BMIz (≤ 12 months)† Adverse assessed: Yes Adverse effect: No adverse events were reported Cost: Chance of cost-effectiveness using standard UK thresholds (76%). Highly cost-effective in girls (£2,492 per QALY), but not in boys. BMI (≤ 12 months)† Adverse: NR Cost: NR
Brito Beck da Silva 2019 ⁵⁴ Brazil	Design: C-RCT (School) Setting: School* + Home Age group: 13-18 (14.5) Gender: mixed	895	602	Aims: 1 Target: DPA Theory: CBT Duration: ≤ 12 months	Control: Waitlist	BMI and BMIz (≤ 12 months)† Adverse: NR Cost: NR
Brown 2013 ⁵⁵ UK	Design: RCT Setting: Community* + School (ASP) Age group: 6-12 (11.4) Gender: mixed	76	63	Aims: 1 Target: DPA Theory: TTM-Stages of Change and SCT Duration: ≤ 12 months	Control: Attention control (alco- hol and drug comparison)	BMI and BMIz (≤ 12 months)† Adverse: NR Cost: NR
Caballero 2003 ⁵⁶ USA	Design: C-RCT (School) Setting: School* + Home Age group: 6-12 (7.6) Gender: mixed	1714	1409	Aims: 1 Target: DPA Theory: SLT, and principles of American Indian culture and practice Duration: > 12 months	Control: Usual care presumed (no details provided but school-based intervention)	BMI (> 12 months)† Adverse: NR Cost: NR

Table 1 (Continued)

Author year Country	Study characteristics Design (cluster type) Setting Age group years (mean age) Gender	Number of participants Randomised	Analysed	Intervention Treatment arms Targeted behaviour Theory Duration	Comparator	Outcomes Weighted outcomes (length of follow up from baseline category) Adverse effects Cost/cost-effectiveness
Cao 2015 ⁵⁷ China	Design: C-RCT (School) Setting: School* + Home Age group: 6-12 (Intv = 7.01, control = 6.81) Gender: mixed	2445	1813	Arms: 1 Target: DPA Theory: NR Duration: > 12 months	Control: No intervention	BMI-z (> 12 months) [†] Adverse: NR Cost: NR
Carlin 2018 ⁵⁸ Northern Ireland	Design: C-RCT (School) Setting: School Age group: 6-12 (12.4) Gender: Girls only	199	197	Arms: 1 Target: PA Theory: SCT Duration: ≤ 12 months	Control: Usual PA, waitlist control	BMI (≤ 12 months) Adverse: NR Cost: NR
Chai 2019 ⁵⁹ Australia	Design: RCT Setting: Home Age group: 6-12 (9.0) Gender: mixed	46	46	Arms: 2 Target: Diet Theory: CALO-RE taxonomy of behaviour change techniques, BCT Duration: ≤ 12 months	Control: Waitlist	BMI-z (≤ 12 months) [†] Adverse: NR Cost: NR
Chen 2010 ⁶⁰ USA	Design: RCT Setting: Community Age group: 6-12 (8.97) Gender: mixed	67	67	Arms: 1 Target: DPA Theory: behaviour-change techniques related to healthy eating Duration: ≤ 12 months	Control: Waitlist	BMI (≤ 12 months) [†] Adverse: NR Cost: NR
Chen 2011 ⁶¹ USA	Design: RCT Setting: Home Age group: 13-18 (12.52) Gender: mixed	54	50	Arms: 1 Target: DPA Theory: TTM- Stages of Change and SCT Duration: ≤ 12 months	Control: Attention control. General health information related to nutrition, dental care, safety, skin care, and risk-taking behaviours Control: Usual care	BMI (≤ 12 months) [†] Adverse: NR Cost: NR
Choo 2020 ⁶² South Korea	Design: C-RCT (Community centre) Setting: Community* + Home Age group: 6-12 (10.0) Gender: mixed	107	104	Arms: 1 Target: DPA Theory: Ecological perspective, cognitive learning theory Duration: ≤ 12 months	Control: Usual care	BMI-z (≤ 12 months) [†] Adverse: NR Cost: NR
Christiansen 2013 ⁶³ Denmark	Design: C-RCT (School) Setting: School + Community Age group: 13-18 (12.6) Gender: mixed	1348	989	Arms: 1 Target: PA Theory: Social Ecological Duration: > 12 months	Control: Usual care	Waist circumference (> 12 months) Adverse: NR Cost: Upgrades to school outdoor areas (10 000–20 000 €) and established Playspots (65 000–250 000 €)
Clemes 2020 ⁶⁴ UK	Design: C-RCT (School) Setting: School Age group: 6-12 years (9.3) Gender: mixed	176	168	Arms: 1 Target: PA Theory: COM-B with BCW, TDF Duration: ≤ 12 months	Control: Usual practice	BMI (≤ 12 months) [†] Adverse assessed: Yes Adverse effect: No serious adverse events were reported. Cost: NR
Coleman 2005 ⁶⁵ USA	Design: C-RCT (School) Setting: School Age group: 6-12 years (8.3) Gender: mixed	896	744	Arms: 1 Target: DPA Theory: NR Duration: > 12 months	Control: No intervention (financial incentive to participate)	BMI (> 12 months) Adverse: NR Cost: Cost-effectiveness ratio (US\$900 (US\$903 using Hispanic parameters)), net benefit (US\$68,125 (US\$43,239 using Hispanic parameters))
Coleman 2012 ⁶⁶ USA	Design: C-RCT (School) Setting: School (during hours* and ASP) Age group: 6-12 (8.9) Gender: mixed	579	424	Arms: 1 Target: Diet Theory: Ecological and Developmental Systems Theories and BEM Duration: > 12 months	Control: Usual care presumed as no details but school-based intervention	BMI z score (> 12 months) Adverse: NR Cost: NR

Table 1 (Continued)

Author year Country	Study characteristics Design (cluster type) Setting Age group years (mean age) Gender	Number of participants Randomised	Analysed	Intervention Treatment arms Targeted behaviour Theory Duration	Comparator	Outcomes Weight outcomes (length of follow up from baseline category) Adverse effects Cost/cost-effectiveness
Cunha 2013 ³⁷ Brazil	Design: C-RCT (Classroom) Setting: School* + Home Age group: 6-12 (Intv = 11.2, control = 11.2) Gender: mixed	574	559	Arms: 1 Target: Diet Theory: TTM Duration: ≤ 12 months	Control: No intervention	BMI (≤ 12 months) Adverse: NR Cost: NR
Damsgaard 2014 ⁴⁸ Denmark	Design: C-RCT - crossover (School) Setting: School Age group: 6-12 (10.0) Gender: mixed	823	823	Arms: 1 Target: Diet Theory: NR Duration: ≤ 12 months	Control: Usual care (packed lunch from home)	BMI-z (≤ 12 months) [†] Adverse: NR Cost: NR
Davis 2021 ⁶⁹ US	Design: C-RCT (School) Setting: School Age group: 6-12 (9.23) Gender: mixed	3135	3135	Arms: 1 Target: Diet Theory: Social-ecological-transactional model Duration: ≤ 12 months	Control: Delayed intervention	BMI-z (≤ 12 months) [†] Adverse: NR Cost: NR
de Greeff 2016 ⁷⁰ Netherlands	Design: C-RCT (Classroom) Setting: School Age group: 6-12 (8.1) Gender: mixed	376	376	Arms: 1 Target: PA Theory: NR Duration: ≤ 12 months	Control: Assume usual practice	BMI (≤ 12 months) [†] Adverse: NR Cost: NR
De Heer 2011 ⁷¹ USA	Design: C-RCT (Classroom) Setting: School (ASP) Age group: 6-12 (Intv = 9.24, control = 9.10) Gender: mixed	646	568	Arms: 1 Target: DPA Theory: Ecological principles, SCT Duration: ≤ 12 months	Control: Attention control. Health workbooks and incentives	BMI (≤ 12 months) [†] Adverse: NR Cost: NR
de Ruyter 2012 ⁷² Netherlands	Design: RCT Setting: School* + Home Age group: 6-12 (Intv = 8.2, control = 8.2) Gender: mixed	641	641	Arms: 1 Target: Diet Theory: NR Duration: > 12 months	Control: Similar sugar-containing drink in participants who commonly drank them	BMI-z (> 12 months) [†] Adverse assessed: Yes Adverse effect: Adverse events were minor. Six participants discontinued the study due to weight gain (four in the sugar group and two in the sugar-free group). Cost: NR
Dewar 2013 ⁷³ Australia	Design: C-RCT (School) Setting: School* + Home Age group: 13-18 (Intv = 13.20, control = 13.15) Gender: Girls only	357	294	Arms: 1 Target: DPA Theory: SCT Duration: ≤ 12 months	Control: Usual care presumed as no details but school-based intervention	BMI and BMI-z (≤ 12 months) [†] Adverse: NR Cost: Yes. Standard equipment pack (USD 1300).
Donnelly 2009 ⁷⁴ USA	Design: C-RCT (School) Setting: School Age group: 6-12 (Grade 2: Intv female = 7.7, control female = 7.8; Intv male = 7.7, control male = 7.8. Grade 3: Intv female = 8.7, control female = 8.7; Intv male = 8.7, control male = 8.8) Gender: mixed	1527	1490	Arms: 1 Target: PA Theory: NR Duration: > 12 months	Control: Usual care - regular classroom instruction without physically active lessons	BMI (> 12 months) [†] Adverse: NR Cost: NR
Drummy 2016 ⁷⁵ Northern Ireland	Design: C-RCT (Classroom) Setting: School Age group: 6-12 (9.5) Gender: mixed	120	107	Arms: 1 Target: PA Theory: NR Duration: ≤ 12 months	Control: Usual practice	BMI (≤ 12 months) [†] Adverse: NR Cost: NR
Duncan 2019 ⁷⁶ New Zealand	Design: C-RCT (School) Setting: School* + Home Age group: 6-12 (Intv = 8.71, control = 8.74) Gender: mixed	675	589	Arms: 1 Target: DPA Theory: SCT, theory of reasoned action and planned behaviour Duration: ≤ 12 months	Control: Waitlist	BMI (≤ 12 months) [†] Adverse: NR Cost: NR

Table 1 (Continued)

Author year Country	Study characteristics Design (cluster type) Setting Age group years (mean age) Gender	Number of participants Randomised	Analysed	Intervention Treatment arms Targeted behaviour Theory Duration	Comparator	Outcomes Weight outcomes (length of follow up from baseline category) Adverse effects Cost/cost-effectiveness
Dunkler 2018 ⁷⁷ Brazil	Design: C-RCT (School) Setting: School (ASP)* + Home Age group: 13-18 (13-39) Gender: Girls only	270	270	Arms: 1 Target: DPA Theory: SCT Duration: ≤ 12 months	Control: Usual practice	BMI (≤ 12 months) [†] Adverse assessed: Yes Adverse effect: No observed harm or unintended effects that could be directly attributed to the intervention. Cost: NR
Ebbeling 2006 ⁷⁸ USA	Design: RCT Setting: Home Age group: 13-18 (intv = 16.0, control = 15.8) Gender: mixed	103	103	Arms: 1 Target: Diet Theory: NR Duration: ≤ 12 months	Control: Usual drink consumption	BMI (≤ 12 months) [†] Adverse: NR Cost: NR
El Ansari 2010 ⁷⁹ Egypt	Design: School (ASP) Age group: 13-18 (15-7) Gender: mixed	160	160	Arms: 1 Target: PA Theory: NR Duration: ≤ 12 months	Control: Usual cane 'normal' exercise schedule provided by the school	BMI (≤ 12 months) [†] Adverse: NR Cost: NR
Elder 2014 ⁸⁰ USA	Design: C-RCT (recreation centre) Setting: Community* + Home Age group: 6-12 (6-6) Gender: mixed	541	489	Arms: 1 Target: DPA Theory: NR Duration: > 12 months	Control: No intervention - mea- surement only	BMIz (> 12 months) [†] Adverse: NR Cost: NR
Epstein 2001 ⁸¹ USA	Design: RCT Setting: Home* + Community Age group: 6-12 (low fat/sugar = 8-8, fruit/vegetables = 8.6) Gender: mixed	26	26	Target: Diet Theory: NR Duration: ≤ 12 months	CE: D (fat and sugar)	Percentage overweight and BMI (≤ 12 months) Adverse: NR Cost: NR
Ezendam 2012 ⁸² Netherlands	Design: C-RCT (School) Setting: School Age group: 13-18 (intv = 12.7, control = 12.6) Gender: mixed	883	676	Arms: 1 Target: DPA Theory: TPB, Precaution Adoption Pro- cess Model, Implementation inten- tions Duration: ≤ 12 months	Control: No intervention	BMI (>12 months) [†] Adverse: NR Cost: NR
Fairclough 2013 ⁸³ UK	Design: C-RCT (School) Setting: School Age group: 6-12 (intv = 10.6, control = 10.7) Gender: mixed	318	230	Arms: 1 Target: DPA Theory: SCT Duration: ≤ 12 months	Control: Did not teach a specific unit focused on healthy eating and PA	BMI and BMIz (≤ 12 months) [†] Adverse: NR Cost: NR
Fairis 2015 ⁸⁴ Brazil	Design: C-RCT (Classroom) Setting: School Age group: 13-18 (intv = 15.9, control = 16.0) Gender: mixed	567	386	Arms: 1 Target: PA Theory: NR Duration: < 12 months (one school year, no further details)	Control: Usual cane physical activity at school	% body fat, fat mass, waist circumfer- ence and % overweight (< 12 months) Adverse: NR Cost: NR
Farmer 2017 ⁸⁵ New Zealand	Design: C-RCT (School) Setting: School Age group: 6-12 (intv = 8.0, control = 7.9) Gender: mixed	902	715	Arms: 1 Target: PA Theory: NR Duration: ≤ 12 months	Control: Usual practice	BMIz (> 12 months) [†] Adverse: NR Cost: Initial start-up funds (NZD\$15 000). Reported majority of recommenda- tions involved no to little cost
Ford 2013 ⁸⁶ UK	Design: RCT Setting: School Age group: 6-12 (NR) Gender: mixed	174	152	Arms: 1 Target: PA Theory: NR Duration: ≤ 12 months	Control: Normal lessons	BMI (≤ 12 months) [†] Adverse: NR Cost: NR

Table 1 (Continued)

Author year Country	Study characteristics Design (cluster type) Setting Age group years (mean age) Gender	Number of participants Randomised	Analysed	Intervention Treatment arms Targeted behaviour Theory Duration	Comparator	Outcomes Weight outcomes (length of follow up from baseline category) Adverse effects Cost/cost-effectiveness
Foster 2008 ⁸⁷ USA	Design: C-RCT (School) Setting: School Age group: 6-12 (Intv = 11.13, control = 11.2) Gender: mixed	1349	843	Arms: 1 Target: DPA Theory: settings-based approach; CDC Guidelines to Promote Lifelong Healthy Eating and PA Duration: > 12 months	Control: No intervention	BMI and BMIz (> 12 months) [†] Adverse assessed: Yes Adverse effect: Proportion of under-weight children and body satisfaction (no evidence of adverse impact). Cost: NR BMIz (≤ 12 months) [†] Adverse: NR Cost: NR
French 2011 ⁸⁸ USA	Design: C-RCT (Home) Setting: Home* + Community Age group: 13-18 (NR) Gender: mixed	75	75	Arms: 1 Target: DPA Theory: NR Duration: ≤ 12 months	Control: No intervention	BMIz (≤ 12 months) [†] Adverse: NR Cost: NR
Fulkerson 2010 ⁸⁹ USA	Design: RCT Setting: Community* + Home Age group: 6-12 (NR) Gender: mixed	44	44	Arms: 1 Target: Diet Theory: SCT Duration: ≤ 12 months	Control: No intervention	BMIz (≤ 12 months) [†] Adverse: NR Cost: NR
Fulkerson 2015 ⁹⁰ USA	Design: Community* + Home Age group: 6-12 (10-3) Gender: mixed	160	149	Arms: 1 Target: Diet Theory: Social Cognitive Theory and a socio-ecological framework, BCT Duration: ≤ 12 months	Control: Attention only - received a monthly family -focused newsletter and did not receive the HOME Plus intervention program	BMIz (≤ 12 months) [†] Adverse assessed: Yes Adverse effect: No serious adverse events were reported. Cost: Program costs per family (personal training = \$20, program materials = \$49, intervention delivery = \$44 per session. Childcare costs \$20 per session for up to 6 children, transportation \$12.50 per session) BMI (≤ 12 months) [†] Adverse: NR Cost: Yes. Print-based manuals and resources (approximately \$60 per student)
Genile 2009 ⁹¹ USA	Design: C-RCT (School) Setting: School* + Community + Home Age group: 6-12 (Intv = 9.6, control = 9.6) Gender: mixed	1323	1201	Arms: 1 Target: DPA Theory: SEM Duration: ≤ 12 months	Control: Community component only	BMI (≤ 12 months) [†] Adverse: NR Cost: Yes. Print-based manuals and resources (approximately \$60 per student)
Gortmaker 1998a ⁹² USA	Design: C-RCT (School) Setting: School + Home Age group: 6-12 (11-7) Gender: Girls only	1560	1295	Arms: 1 Target: DPA Theory: Behavioural Choice and SCT Duration: > 12 months	Control: Usual care, health curricula and PE classes	Prevalence of obesity (> 12 months) Adverse assessed: Yes Adverse effect: Extreme dieting behaviour (students reported similarly low levels)
Greve 2015 ⁹³ Denmark	Design: C-RCT (School) Setting: School* + Home Age group: 6-12 (Intv = 10.07, control = 10.22) Gender: mixed	Unclear	9438	Arms: 1 Target: DPA Theory: NR Duration: > 12 months	Control: Usual practice	Cost: Intervention cost (\$33,677), intervention cost per student per year (\$14), cost per QALY saved (\$4305), estimated net saving to society (\$7313) BMI (> 12 months) [†] Adverse: NR Cost: Schools received subsidies based on completion of intervention tasks (DKK80 per student in 2008/09, 2009/10 and DKK40 per student in 2010/2011).
Griffin 2019 ⁹⁴ UK	Design: RCT Setting: Community Age group: 6-12 (7-7) Gender: mixed	43	22	Arms: 1 Target: DPA Theory: Family systems theory and SCT Duration: ≤ 12 months	Control: Attention control - voucher for a single family visit to a leisure centre	BMIz (≤ 12 months) Adverse assessed: Yes Adverse effect: No adverse events requiring hospitalisation or medical attention during the intervention. Cost: Per-family program delivery cost (ranged from £150 for 15 families to £235 for 8 families excluding training)

Table 1 (Continued)

Author year Country	Study characteristics Design (cluster type) Setting Age group years (mean age) Gender	Number of participants Randomised	Analysed	Intervention Treatment arms Targeted behaviour Theory Duration	Comparator	Outcomes Weight outcomes (length of follow up from baseline category) Adverse effects Cost/cost-effectiveness
Grydeland 2014 ⁸⁵ Norway	Design: C-RCT (School) Setting: School* + Home Age group: 6-12 (Intv = 11-2, control = 11-2) Gender: mixed	2165	1361	Arms: 1 Target: DPA Theory: SEM Duration: > 12 months	Control: Usual care presumed as no details but school-based intervention	BMI and BMIz (> 12 months) [†] Adverse: NR Cost: NR
Gustaafson 2019 ⁸⁶ USA	Design: C-RCT (School) Setting: Home Age group: 13-18 (15-0) Gender: mixed	530	411	Arms: 1 Target: Diet Theory: NR Duration: ≤ 12 months	Control: Waitlist	BMI-z percentile (unclear) Adverse: NR Cost: Incentives for text message communications (\$5 per student per week).
Gutin 2008 ⁸⁷ USA	Design: C-RCT (School) Setting: School (ASP) Age group: 6-12 (8-5) Gender: mixed	601	447	Arms: 1 Target: PA Theory: Environmental change Duration: > 12 months	Control: No intervention presumed as no details (after-school intervention)	BMI (> 12 months) Adverse: NR Cost: Intervention cost (\$174,070, \$558 per student). Intervention cost per student who attended > or = 40% of the intervention sessions (\$956), usual after-school care costs: (\$639/student).
Habib-Mourad 2014 ⁸⁸ Lebanon	Design: C-RCT (School) Setting: School* + Home Age group: 6-12 (Intv = 10-39, control = 10-1) Gender: mixed	374	363	Arms: 1 Target: DPA Theory: SCT Duration: ≤ 12 months	Control: Usual curriculum	Students who attended > or = 40% of the intervention reduced % BF by 0.76% (95%CI: -1.42 to -0.09) at an additional cost of \$317/student. BMI (≤ 12 months) [†] Adverse: NR Cost: NR
Habib-Mourad 2020 ⁸⁹ Lebanon	Design: C-RCT (School) Setting: School* + Home Age group: 6-12 (9-95) Gender: mixed	1239	974	Arms: 1 Target: DPA Theory: SCT Duration: > 12 months	Control: Waitlist	BMI (> 12 months) Adverse: NR Cost: NR
Haerens 2006 ⁹⁰ Belgium	Design: C-RCT (School) Setting: School* + Home Age group: 13-18 (13-1) Gender: mixed	2840	2291	Arms: 1 Target: DPA Theory: an ecological framework Duration: > 12 months	Control: Usual care presumed as no details but school-based intervention	BMI-z (> 12 months) [†] Adverse: NR Cost: NR
Haire-Joshu 2010 ⁹¹ USA	Design: C-RCT (Community settings) Setting: Community* + Home Age group: 6-12 (Intv = 8-3, control = 8-7) Gender: mixed	782	451	Arms: 1 Target: DPA Theory: SCT, ecological model Duration: ≤ 12 months	Control: Usual care	BMI-z (≤ 12 months) Adverse: NR Cost: NR
Haire-Joshu 2015 ⁹² USA	Design: C-RCT (Communities) Setting: Home* + School Age group: 13-18 (17-8) Gender: Girls only	1325	814	Arms: 1 Target: DPA Theory: SCT and an ecological framework Duration: ≤ 12 months	Control: Usual care	BMI success - as maintaining or reducing BMI (≤ 12 months) Adverse: NR Cost: NR
Han 2006 ⁹³ China	Design: C-RCT (School) Setting: School Age group: 6-12 (NR) Gender: mixed	2800	2670	Arms: 1 Target: Diet Theory: NR Duration: > 12 months	Control: Usual care presumed as no details but school-based	Unclear (> 12 months) Adverse: NR Cost: NR

Table 1 (Continued)

Author year Country	Study characteristics Design (cluster type) Setting Age group years (mean age) Gender	Number of participants Randomised	Analysed	Intervention Treatment arms Targeted behaviour Theory Duration	Comparator	Outcomes Weight outcomes (length of follow up from baseline category) Adverse effects Cost/cost-effectiveness
Hannon 2018 ¹⁰⁴ USA	Design: RCT Setting: Community* + Home Age group: 6-12 (mothers only group = 11.3, mothers and children group = 11.8) Gender: mixed	128	100	Arms: 1 Target: DPA Theory: NR Duration: ≤ 12 months	CE: Mothers only	BMI percentiles (≤ 12 months) Adverse: NR Cost: NR
Harrington 2018 ¹⁰⁵ UK	Design: C-RCT (School) Setting: School Age group: 13-18 (12.8) Gender: Girls only	1753	1361	Arms: 1 Target: PA Theory: SCT Duration: ≤ 12 months	Control: Usual practice	BMI-z (≥ 12 months) [†] Adverse assessed: Yes Adverse effect: No serious adverse events reported. Cost: Intervention cost per school (£1054 to £3498 per year). BMI-z (> 12 months) [†] Adverse assessed: Yes Adverse effect: Adverse events associated with health screening (<3% reports proportion nearly equivalent in intervention and control schools). Extreme dieting (similar low levels in control and intervention groups). "One 8th-grade girl in a control school committed suicide. The site investigators, the investigators from the National Institute of Diabetes and Digestive and Kidney Diseases, and the data and safety monitoring board determined that the event was unrelated to the study." Cost: NR
HEALTHY Study Gp 2010 ¹⁰⁶ USA	Design: C-RCT (School) Setting: School Age group: 6-12 (intv = 11.3, control = 11.3) Gender: mixed	6413	4603	Arms: 1 Target: DPA Theory: NR Duration: > 12 months	Control: No intervention - assessment only	BMI percentiles (≤ 12 months) Adverse: NR Cost: Estimated dollar costs per child for small prizes (2 USD per month). Additional cost for pedometers per child (\$ USD per month)
Hendy 2011 ¹⁰⁷ USA	Design: RCT Setting: School Age group: 6-12 (NR) Gender: mixed	382	312	Arms: 1 Target: DPA Theory: SCT, Self-determination theory, Group Socialization theory Duration: ≤ 12 months	Control: Token rewards for three "Good Citizenship Behaviors."	BMI and BMIz (≤ 12 months) [†] Adverse: NR Cost: NR
Herscovici 2013 ¹⁰⁸ Argentina	Design: C-RCT (School) Setting: School Age group: 6-12 (intv = 9.64, control = 9.76) Gender: mixed	405	369	Arms: 1 Target: DPA Theory: NR Duration: ≤ 12 months	Control: Usual care presumed as no details but school-based intervention	BMI and BMIz (≤ 12 months) [†] Adverse: NR Cost: NR

Table 1 (Continued)

Author year Country	Study characteristics Design (cluster type) Setting Age group years (mean age) Gender	Number of participants Randomised	Analysed	Intervention Treatment arms Targeted behaviour Theory Duration	Comparator	Outcomes Weight outcomes (length of follow up from baseline category) Adverse effects Cost/cost-effectiveness
Hollis 2016 ⁹ Australia	Design: C-RCT (School) Setting: School* + Community + Home Age group: 6-12 (12.0) Gender: mixed	1233	985	Arms: 1 Target: PA Theory: SCT and socio-ecological theory Duration: > 12 months	Control: Usual practice	BMI-z (> 12 months) [†] Adverse assessed: Yes Adverse effect: Underweight students (no evidence of adverse effects. Proportion of underweight students decreased). Cost: Intervention cost (AUD \$329,952 over 24 months, or AUD\$394 per student). Cost effectiveness ratio (AUD \$56 (\$35–\$147) per additional minute of MVPA, AUD\$1 (\$0.6–\$2.7) per MET hour gained per person per day, AUD\$1408 (\$788–\$6570) per BMI unit avoided, AUD\$563 (\$282–\$3,942) per 10% reduction in BMI z-score)
Hovell 2018 ¹⁰ USA and Mexico	Design: C-RCT (Orthodontist practices) Setting: Health care service Age group: 6-12 (12.1) Gender: mixed	693	468	Arms: 1 Target: DPA Theory: BEM and Geoffrey Rose model Duration: > 12 months	Control: Attention control - tobacco and second hand smoke avoidance	BMI z-score (> 12 months) Adverse: NR Cost: Overall intervention cost was not reported. Offices received payment per a prescription health message per patient (\$1-50) Adverse: NR Cost: NR
Howe 2011 ¹¹ USA	Design: RCT Setting: School (ASP) Age group: 6-12 (9.75) Gender: Boys only	106	106	Arms: 1 Target: PA Theory: NR Duration: ≤ 12 months	Control: No intervention and were not allowed to stay for the after-school intervention but rather instructed not to change their daily after-school routine	BMI (≤ 12 months) [†] Adverse: NR Cost: NR
Hull 2018 ¹² USA	Design: C-RCT (Family) Setting: Community* + Home Age group: 6-12 (6.2) Gender: mixed	319	206	Arms: 1 Target: DPA Theory: SCT, behavioural choice theory and food preference theory Duration: ≤ 12 months Arms: 3 Target: Diet, PA, DPA Theory: NR Duration: > 12 months	Control: Attention control - oral health intervention	BMI-z (≥ 12 months) Adverse: NR Cost: NR
Idkovic 2019 ¹³ USA	Design: C-RCT (School) Setting: School* + Community + Home Age group: 6-12 (10.9) Gender: mixed	756	595	Arms: 3 Target: Diet, PA, DPA Theory: NR Duration: > 12 months	Control: Attention control - delayed intervention schools health-focused messages not related with obesity prevention were implemented	BMI-z score and BMI percentile (> 12 months) Adverse assessed: Yes Adverse effect: There were no adverse effects reported. Cost: Intervention cost was not reported. Schools received \$500/year to support a member of the school community to lead a School Wellness Team. BMI and BMIz (> 12 months) [†] Adverse: NR Cost: NR
James 2004 ¹⁴ UK	Design: C-RCT (Classroom) Setting: School Age group: 6-12 (8.7) Gender: mixed	644	574	Arms: 1 Target: Diet Theory: NR Duration: ≤ 12 months	Control: Usual care presumed as no details but school-based intervention	BMI and BMIz (> 12 months) [†] Adverse: NR Cost: NR

Table 1 (Continued)

Author year Country	Study characteristics Design (cluster type) Setting Age group years (mean age) Gender	Number of participants Randomised	Analysed	Intervention Treatment arms Theory Duration	Comparator	Outcomes Weight outcomes (length of follow up from baseline category) Adverse effects Cost/cost-effectiveness
Jansen 2011 ¹⁵ Netherlands	Design: C-RCT (School) Setting: School Age group: 6-12 (Grade 3-5; intv = 7.7, control = 7.8; Grade 6-8; intv = 10.8, control = 10.8) Gender: mixed	2770	2622	Arms: 1 Target: DPA Theory: TPB, Ecological Model Duration: ≤ 12 months	Control: Usual care curriculum	BMI (≤ 12 months) [†] Adverse: NR Cost: NR
Johnston 2013 ¹⁶ USA	Design: C-RCT (School) Setting: School* + Community + Home Age group: 6-12 (intv = 7.8, control = 7.7) Gender: mixed	835	629	Arms: 1 Target: DPA Theory: NR Duration: > 12 months	Control: Self-help	BMI-z (> 12 months) [†] Adverse: NR Cost: NR
Jones 2015 ¹⁷ Australia	Design: RCT Setting: School (ASP)* + Home Age group: 6-12 (girls = 9.6, boys = 9.9) Gender: mixed	37	37	Arms: 2 Target: PA Theory: SCT Duration: ≤ 12 months	CE: Healthy lifestyle (HL) education programs (active comparison group)	BMI-z (≤ 12 months) [†] Adverse assessed: Yes Adverse effect: There were no adverse events reported.
Kain 2014 ¹⁸ Chile	Design: C-RCT (School) Setting: School Age group: 6-12 (6-6) Gender: mixed	1949	1468	Arms: 1 Target: DPA Theory: NR Duration: ≤ 12 months	Control: Usual care presumed as no details but school-based intervention Control: Waitlist	BMI-z (≤ 12 months) [†] Adverse: NR Cost: NR
Kennedy 2018 ¹⁹ Australia	Design: C-RCT (School) Setting: School* + Home Age group: 13-18 (14-1) Gender: mixed	607	600	Arms: 1 Target: PA Theory: SCT and social-determination theory Duration: ≤ 12 months	Control: Waitlist	BMI-z (≤ 12 months) [†] Adverse assessed: Yes Adverse effect: There were no injuries or adverse events reported.
Khan 2014 ²⁰ USA	Design: RCT Setting: Community Age group: 6-12 (intv = 8.8, control = 8.8) Gender: mixed	220	220	Arms: 1 Target: PA Theory: NR Duration: ≤ 12 months	Control: Maintain regular after-school routine, financial incentive for measurements	BMI and BMIz (≤ 12 months) [†] Adverse: NR Cost: NR
Kipping 2008 ²¹ UK	Design: C-RCT (School) Setting: School Age group: 6-12 (9.4) Gender: mixed	531	472	Arms: 1 Target: DPA Theory: SCT and Behavioural Choice theory Duration: ≤ 12 months	Control: Waitlist	BMI (≤ 12 months) [†] Adverse: NR Cost: Cost of teacher training (£110 per teacher), cost of resources (£2 per pupil)
Kipping 2014 ²² UK	Design: C-RCT (School) Setting: School* + Home Age group: 6-12 (9.5) Gender: mixed	2221	1825	Arms: 1 Target: DPA Theory: SCT Duration: ≤ 12 months	Control: Standard teaching	BMI-z (≤ 12 months) [†] Adverse: NR Cost: NR
Klesges 2010 ²³ USA	Design: RCT Setting: Community Age group: 6-12 (9.3) Gender: Girls only	303	243	Arms: 1 Target: DPA Theory: NR Duration: > 12 months	Control: Attention control, self-esteem and social efficacy	BMI (> 12 months) [†] Adverse: NR Cost: NR
Kobel 2017 ²⁴ Germany	Design: C-RCT (Classroom) Setting: School* + Home Age group: 6-12 (7-1) Gender: mixed	525	479	Arms: 1 Target: DPA Theory: Bandura's social cognitive theory Duration: ≤ 12 months	Control: Regular school curriculum	BMI (≤ 12 months) [†] Adverse: NR Cost: Intervention cost per child/year (€25.04). Costs per incidental case of averted abdominal obesity (varied between €1515 and €1993, depending on the size of the target group)

Table 1 (Continued)

Author year Country	Study characteristics Design (cluster type) Setting Age group years (mean age) Gender	Number of participants Randomised	Analysed	Intervention Treatment arms Theory Duration	Comparator	Outcomes Weight outcomes (length of follow up from baseline category) Adverse effects Cost/cost-effectiveness
Kocken 2016 ²⁵ The Netherlands	Design: C-RCT (School) Setting: School* + Home Age group: 6-12 (Intv = 9.2, control = 9.1) Gender: mixed	1112	790	Arms: 1 Target: DPA Theory: TPB, Behavior change theory Duration: ≤ 12 months	Control: Usual curriculum	BMI-z (> 12 months)† Adverse: NR Cost: NR
Kriemler 2010 ²⁶ Switzerland	Design: C-RCT (School) Setting: School* + Home Age group: 6-12 (1st graders = 6.9, 5 th graders Intv = 11.0, control = 11.3) Gender: mixed	502	502	Arms: 1 Target: PA Theory: SEM Duration: ≤ 12 months	Control: Not informed of an intervention group	BMI (≤ 12 months)† Adverse: NR Cost: NR
Kubik 2021 ²⁷ US	Design: RCT Setting: School (ASPY) + Home Age group: 6-12 (9.3) Gender: mixed	132	122	Arms: 1 Target: DPA Theory: Social-ecological framework, healthy learner model for student chronic condition management Duration: ≤ 12 months	Control: Newsletter only	BMI-z (≤ 12 months)† Adverse assessed: Yes Adverse effect: There were no serious adverse events reported. Cost: NR
Lana 2014 ²⁸ Spain and Mexico	Design: RCT Setting: School* + Home Age group: 13-18 (Intv: 26.6% = 12, 38.5% = 13, 25.7% = 14, 9.2% = ≥15; control: 20.5% = 12, 42.7% = 13, 27.4% = 14, 9.4% = ≥15) Gender: mixed	2001	737	Arms: 1 Target: DPA Theory: ASE, ITM Duration: ≤ 12 months	Control: No intervention presumed as no details	BMI - reported as prevalence of obesity not BMI (≤ 12 months) Adverse: NR Cost: NR
Lappe 2017 ²⁹ USA	Design: RCT Setting: Community Age group: 13-18 (Intv = 13.5, control = 13.5) Gender: Girls only	274	274	Arms: 1 Target: Diet Theory: NR Duration: ≤ 12 months	Control: Asked to continue usual diet, avoid calcium supplements	BMI percentiles (≤ 12 months) Adverse assessed: Yes Adverse effect: There were no study-related adverse events. Cost: NR
Lazarar 2007 ³⁰ France	Design: C-RCT (School) Setting: School Age group: 6-12 (7.4) Gender: mixed	425	428	Arms: 1 Target: PA Theory: NR Duration: ≤ 12 months	Control: Usual care presumed as no details but school-based intervention	BMI (≤ 12 months)† Adverse: NR Cost: NR
Leme 2016 ³¹ Brazil	Design: C-RCT (School) Setting: School* + Home Age group: 13-18 (16.05) Gender: Girls only	253	194	Arms: 1 Target: DPA Theory: SCT Duration: ≤ 12 months	Control: Waitlist	BMI-z (≤ 12 months)† Adverse assessed: Yes Adverse effect: No injuries or adverse effects were reported Cost: NR
Lent 2014 ³² USA	Design: C-RCT (School-store) Setting: Community* + School Age group: 6-12 (Intv = 10.97, control = 10.99) Gender: mixed	767	511	Arms: 1 Target: Diet Theory: SCT Duration: > 12 months	Control: No intervention	BMI-z (> 12 months)† Adverse: NR Cost: NR
Levy 2012 ³³ Mexico	Design: C-RCT (School) Setting: School Age group: 6-12 (Intv/78.6% = 10; control: 75.3% = 10) Gender: mixed	1020	997	Arms: 1 Target: DPA Theory: NR Duration: ≤ 12 months	Control: Usual care presumed as no details but school-based intervention	BMI (≤ 12 months)† Adverse: NR Cost: NR

Table 1 (Continued)

Author year Country	Study characteristics Design (cluster type) Setting Age group years (mean age) Gender	Number of participants Randomised	Analysed	Intervention Treatment arms Targeted behaviour Theory Duration	Comparator	Outcomes Weight outcomes (length of follow up from baseline category) Adverse effects Cost/cost-effectiveness
Li 2010a ³⁴ China	Design: C-RCT (School) Setting: School Age group: 6-12 (9.3) Gender: mixed	4700	4187	Arms: 1 Target: PA Theory: NR Duration: ≤ 12 months	Control: No intervention	BMI and BMIz (≤ 12 months) [†] Adverse assessed: Yes Adverse effect: Underweight/ health of underweight children (No effect on BMIz of underweight children). Physical injuries (no effect). Cost: NR
Li 2019 ³⁵ China	Design: C-RCT (School) Setting: School* + Home Age group: 6-12 (Intv = 6.15, control = 6.14) Gender: mixed	1641	1581	Arms: 1 Target: DPA Theory: Behaviour change techniques, social marketing principles, MRC framework Duration: ≤ 12 months	Control: Usual practice	BMIz (≤ 12 months) [†] Adverse assessed: Yes Adverse effect: There was no evidence of adverse effects or harms. Cost: Cost effectiveness (estimated £1,760 per QALY with the probability of the intervention being cost effective compared with usual care being at least 95% at a willingness to pay threshold of £20,000 to 30,000 per QALY)
Lichtenstein 2011 ³⁶ Germany	Design: C-RCT (School) Setting: School* + Home Age group: 6-12 (7.3) Gender: mixed	445	414	Arms: 1 Target: DPA Theory: NR Duration: ≤ 12 months	Control: No intervention	BMIz (≤ 12 months) [†] Adverse: NR Cost: NR
Liu 2019 ³⁷ China	Design: C-RCT (School) Setting: School Age group: 6-12 (9.0) Gender: mixed	1889	1839	Arms: 1 Target: DPA Theory: ANGELO framework, SCT Duration: ≤ 12 months	Control: No intervention	BMIz (≤ 12 months) [†] Adverse assessed: Yes Adverse effect: Percentage underweight (4.9% in intervention vs. 5.3% in control, p = 0.75). There were no adverse events reported. Cost: NR
Llargaues 2012 ³⁸ Spain	Design: C-RCT (School) Setting: School Age group: 6-12 (6.03) Gender: mixed	704	509	Arms: 1 Target: DPA Theory: Investigation, Vision, Action and Change (IVAC) Methodology Duration: > 12 months	Control: Usual care presumed as no details but school-based intervention	BMI (> 12 months) [†] Adverse: NR Cost: Average cost per treated child (245-8€). Ratio of net intervention costs and net intervention effects (41 €/1.13 kg/m2 or 25.6€/kg)
Lloyd 2018 ³⁹ England	Design: C-RCT (School) Setting: School* + Home Age group: 6-12 (Intv = 9.8, control = 9.7) Gender: mixed	1324	1265	Arms: 1 Target: DPA Theory: Intervention mapping approach, behaviour change theories, HPSF Duration: ≤ 12 months	Control: Usual practice	BMIz (≥ 12 months) [†] Adverse assessed: Yes Adverse effect: One adverse event was reported by a concerned parent about her child's eating and activity behaviours (overexercising and restricting food intake). After discussion with the chief investigator, the parent was happy for their child to remain in the study and continue to participate in the intervention. Cost: Intervention cost (£210 per child). The intervention was not cost-effective compared with control.

Table 1 (Continued)

Author year Country	Study characteristics Design (cluster type) Setting Age group years (mean age) Gender	Number of participants Randomised	Analysed	Intervention Treatment arms Targeted behaviour Theory Duration	Comparator	Outcomes Weight outcomes (length of follow up from baseline category) Adverse effects Cost/cost-effectiveness
Lubans 2011 ¹⁴⁰ Australia	Design: C-RCT (School) Setting: School* + Home Age group: 13-18 (Intv = 14.4, control = 14.2) Gender: boys only	100	100	Arms: 1 Target: PA Theory: SCT Duration: ≤ 12 months	Control: Waitlist	BMI and BMIz (≤ 12 months) Adverse assessed: Yes Adverse effect: There were no injuries or adverse effects reported during the activity sessions or assessments. Cost: NR
Luszczynska 2016 ¹⁴¹ Poland	Design: RCT Setting: School Age group: 13-18 (16-35) Gender: mixed	702	506	Arms: 2 Target: Diet Theory: SCT, RCT, self efficacy or planning Duration: ≤ 12 months	Control: Attention control. In the group component, participants were asked to read the materials and fill in the forms provided. Participants received a set of educational materials (including cross-words) about healthy nutrition, which focused on FV consumption Control: Attention control - Education only.	BMI (≥ 12 months) Adverse: NR Cost: NR
Luszczynska 2016b ¹⁴² Poland	Design: RCT Setting: School Age group: 13-18 (16-45) Gender: mixed	1217	1217	Arms: 3 Target: PA Theory: SCT, BCT, planning or self-efficacy Duration: ≤ 12 months	Control: Assume usual practice	Reported as body fat outcome (≥ 12 months) Adverse: NR Cost: NR
Lynch 2016 ¹⁴³ USA	Design: C-RCT (Classroom) Setting: School Age group: 6-12 (Median = 8) Gender: mixed	51	50	Arms: 1 Target: DPA Theory: NR Duration: ≤ 12 months	Control: Maintain the same level of physical activity	BMI (≤ 12 months) Adverse: NR Cost: NR
Macias-Cervantes 2009 ¹⁴⁴ Mexico	Design: RCT Setting: Community* + Home Age group: 6-12 (Median intv = 8.0, control = 7.5) Gender: mixed	76	62	Arms: 1 Target: PA Theory: NR Duration: ≤ 12 months	Control: No intervention presumed as no details provided	BMIz (≤ 12 months) Adverse: NR Cost: NR
Madsen 2013 ¹⁴⁵ USA	Design: C-RCT (School) Setting: School (ASP) Age group: 6-12 (Intv = 9.8, control = 9.8) Gender: mixed	156	150	Arms: 1 Target: PA Theory: NR Duration: ≤ 12 months	Control: Waitlist	BMIz (≤ 12 months) Adverse: NR Cost: NR
Madsen 2015 ¹⁴⁶ USA	Design: C-RCT (School) Setting: School* + Community Age group: 6-12 (NR) Gender: mixed	1079	676	Arms: 1 Target: DPA Theory: NR Duration: > 12 months	Control: Screening only	BMIz (> 12 months) Adverse: NR Cost: NR
Madsen 2021 ¹⁴⁷ USA	Design: C-RCT (School) Setting: School* + Home Age group: 6-12 (NR) Gender: mixed	20482	16622	Arms: 1 Target: BMI Theory: NR Duration: ≤ 12 months		BMIz (≤ 12 months) Adverse assessed: Yes Adverse effect: Weight satisfaction (declined after 2 years compared to control), peer weight talk (increased after 1 year compared to control), and weight control behaviours (declined after 1 year compared to control). Cost: NR

Table 1 (Continued)

Author year Country	Study characteristics Design (cluster type) Setting Age group years (mean age) Gender	Number of participants Randomised	Analysed	Intervention Treatment arms Targeted behaviour Theory Duration	Comparator	Outcomes Weight outcomes (length of follow up from baseline category) Adverse effects Cost/cost-effectiveness
Magnusson 2012 ⁴⁸ Iceland	Design: C-RCT (School) Setting: School Age group: 6-12 (Intv = 7.3, control = 7.4) Gender: mixed	321	185	Arms: 1 Target: DPA Theory: NR Duration: > 12 months	Control: Usual practice + incentives	BMI (> 12 months) [†] Adverse: NR Cost: NR
Marcus 2009 ⁴⁹ Sweden	Design: C-RCT (School) Setting: School* and ASP Age group: 6-12 (Intv = 7.4, control = 7.5) Gender: mixed	3135	2838	Arms: 1 Target: DPA Theory: NR Duration: > 12 months	Control: Normal curriculum	BMI (> 12 months) Adverse assessed: Yes Adverse effect: There were no adverse effects reported. BMI of lean children and unhealthy food restraint (no adverse effects). There were no adverse effects reported.
Martinez-Vizcaino 2014 ³³ Spain	Design: C-RCT (School) Setting: School (ASP) Age group: 6-12 (Intv = 9.4, control = 9.5) Gender: mixed	1592	912	Arms: 1 Target: PA Theory: SEM Duration: ≤ 12 months	Control: Standard physical edu- cation curriculum (2 h/week of physical activity at low to moderate intensity)	BMI (> 12 months) [†] Adverse assessed: Yes Adverse effect: No important adverse events were reported. Percentage of underweight children (no difference). RR 1.00 (0.53, 1.88) Baseline RR 1.03 (95% CI 0.57 to 1.86). Dizziness during base- line venipuncture occurred in 2% of the children at baseline, and in 1.1% of the children at the end of the study. No other adverse events were reported by students during health examinations. Two minor ankle sprains occurred dur- ing the sessions of the program (9 months incidence risk 0.4%). One boy was expelled from the program for aggressive behavior toward peers; his parents and the School Board made the decision by consensus. Cost: Intervention cost (28 euros/month per child)
Mauriello 2010 ⁵⁰ USA	Design: C-RCT (School) Setting: School Age group: 13-18 (NR) Gender: mixed	1800	1182	Arms: 1 Target: DPA Theory: TTM of Behaviour Change Duration: ≤ 12 months	Control: No intervention	BMI (≤ 12 months) Adverse: NR Cost: NR
Melnyk 2013 ⁵¹ USA	Design: C-RCT (School) Setting: School + Home Age group: 13-18 (Intv = 14.75, control = 14.74) Gender: mixed	807	627	Arms: 1 Theory: Cognitive theory Duration: ≤ 12 months	Control: Attention control pro- gramme – safety and com- mon health topics/issues	BMI (≤ 12 months) [†] Adverse assessed: Yes Adverse effect: Depressive and anxiety symptoms (no adverse effect). Note: subgroup analysis was conducted for teens with severe depression at base- line. The COPE group had signifi- cantly lower depressive symptom (within normal range at 12 months) compared with Healthy Teens group depression scores (COPE=42.39 (SE 3. 94); Healthy Teens =57.90 (SE 3.77)). p-value =0.03. Cost: NR

Table 1 (Continued)

Author year Country	Study characteristics Design (cluster type) Setting Age group years (mean age) Gender	Number of participants Randomised	Analysed	Intervention Treatment arms Targeted behaviour Theory Duration	Comparator	Outcomes Weight outcomes (length of follow up from baseline category) Adverse effects Cost/cost-effectiveness
Meng 2020 ⁵² USA	Design: C-RCT (School) Setting: School* + Home Age group: 6-12 (Intv = 9.12, control = 9.18) Gender: mixed	121	109	Arms: 1 Target: DPA Theory: NR in this paper Duration: ≤ 12 months	Control: Assume usual practice	BMI-z (≤ 12 months) [†] Adverse: NR Cost: NR
Mihlas 2010 ⁵³ Greece	Design: RCT Setting: School Age group: 13-18 (Intv = 13.1, control = 13.3) Gender: mixed	213	191	Arms: 1 Target: Diet Theory: Social Learning theory Duration: ≤ 12 months	Control: Usual care presumed as no details but school- based intervention	BMI (≤ 12 months) [†] Adverse: NR Cost: NR
Morgan 2011 ⁵⁴ Australia	Design: RCT Setting: Community Age group: 6-12 (8.2) Gender: mixed	71	71	Arms: 1 Target: DPA Theory: SCT Duration: ≤ 12 months	Control: Waitlist	BMI-z (≤ 12 months) [†] Adverse: NR Cost: NR
Morgan 2014 ⁵⁵ Australia	Design: RCT Setting: Community Age group: 6-12 (8.1) Gender: mixed	132	132	Arms: 1 Target: DPA Theory: SCT, FST Duration: ≤ 12 months	Control: Waitlist	BMI-z (≤ 12 months) [†] Adverse: NR Cost: NR
Muckelbauer 2010 ⁵⁶ Germany	Design: C-RCT (School) Setting: School Age group: 6-12 (Intv = 8.26, control = 8. 34) Gender: mixed	3817	2950	Arms: 1 Target: Diet Theory: TPB Duration: ≤ 12 months	Control: No intervention	BMI (≤ 12 months) Adverse assessed: Yes Adverse effect: There were no adverse effects reported. Cost: Initial costs per water fountain enrolled child (~13 euros per year) BMI percentile (> 12 months) Adverse: NR Cost: NR
Muller 2016 ⁵⁷ Germany	Design: C-RCT (Classroom) Setting: School Age group: 6-12 (11.0) Gender: mixed	366	236	Arms: 1 Target: PA Theory: NR Duration: > 12 months	Control: Usual practice. Stan- dard curriculum	BMI-z (> 12 months) [†] Adverse assessed: Yes Adverse effect: There were no adverse events reported. Cost: NR
Muller 2019 ⁵⁸ South Africa	Design: C-RCT (School) Setting: School Age group: 6-12 (Intv 1 = 10.0, Intv 2 = 10.1, control = 9.9) Gender: mixed	1009	519	Arms: 3 Target: PA Theory: NR Duration: ≤ 12 months	Control: Usual practice	BMI-z (≤ 12 months) [†] Adverse assessed: Yes Adverse effect: There were no adverse events reported. Cost: NR
Muzaffar 2019 ⁵⁹ USA	Design: C-RCT (After school care group) Setting: School (ASP) Age group: 6-12 (11.6) Gender: mixed	109	101	Arms: 1 Target: DPA Theory: SCT and Stages of Change model Duration: ≤ 12 months	CE: Adult-led intervention	BMI percentile (≤ 12 months) Adverse: NR Cost: NR
Nct 2014 ⁶⁰ USA	Design: C-RCT (Practice) Setting: Health care service* + Home Age group: 6-12 (10.6) Gender: mixed	430	219	Arms: 1 Target: DPA Theory: NR Duration: ≤ 12 months	Control: Usual practice	BMI-z (≤ 12 months) Adverse assessed: Yes Adverse effect: One enrolled patient death occurred during the study period (not related to participation in the research study). Cost: NR

Table 1 (Continued)

Author year Country	Study characteristics Design (cluster type) Setting Age group years (mean age) Gender	Number of participants Randomised	Analysed	Intervention Theory Duration	Treatment arms Duration	Comparator	Outcomes Weight outcomes (length of follow up from baseline category) Adverse effects Cost/cost-effectiveness
Neumark-Sztainer 2003 ⁶¹ USA	Design: C-RCT (School) Setting: School* + Home Age group: 13-18 (intv = 14.9, control = 15.8) Gender: Girls only	201	190	Arms: 1 Target: DPA Theory: SCT Duration: ≤ 12 months	Control: Regular physical education class and minimal intervention (written materials on healthy eating and physical activity at baseline) Control: All-girls PE class during the first semester then usual PE	BMI (≤ 12 months) Adverse assessed: Yes Adverse effect: Unhealthy behaviours in last month, binge eating, self-acceptance/self-worth (no difference between groups) Cost: NR	
Neumark-Sztainer 2010 ⁶² USA	Design: C-RCT (School) Setting: School* + Home Age group: 13-18 (15-8) Gender: Girls only	356	336	Arms: 1 Target: DPA Theory: SCT, Stages of Change Duration: > 12 months		BMI (> 12 months) Adverse assessed: Yes Adverse effect: Unhealthy weight control behaviours, binge eating, body satisfaction (no difference between groups). Improved self worth (Harter scale (scale 5-20), mean intervention=15.3, n=182; Control=14.4, n=174; effect size=-0.9, difference between control and intervention at follow-up, P=0.024) Cost: NR	
Newton 2014 ⁶³ USA	Design: RCT Setting: Home Age group: 6-12 (8.7) Gender: mixed	27	27	Arms: 1 Target: PA Theory: NR Duration: ≤ 12 months	Attention control - access to website	BMI-z (≤ 12 months) Adverse: NR Cost: NR	
Nollen 2014 ⁶⁴ USA	Design: RCT Setting: Home Age group: 6-12 (intv = 11.3, control = 11.3) Gender: Girls only	51	44	Arms: 1 Target: DPA Theory: Behavioural weight control principles Duration: ≤ 12 months	Attention control - same content in a written manual but no prompting	BMI (≤ 12 months) Adverse: NR Cost: NR	
Nyberg 2015 ⁶⁵ Sweden	Design: C-RCT (Classroom) Setting: School* + Home Age group: 6-12 (intv = 6.2, control = 6.2) Gender: mixed	243	239	Arms: 1 Target: DPA Theory: SCT Duration: ≤ 12 months	Control: Waitlist	BMI-z (≤ 12 months) Adverse assessed: Yes Adverse effect: Prevalence of underweight (reported no change) Cost: NR	
Nyberg 2016 ⁶⁶ Sweden	Design: C-RCT (Classroom) Setting: Preschool* + Home Age group: 6-12 (6.3) Gender: mixed	378	332	Arms: 1 Target: DPA Theory: SCT Duration: ≤ 12 months	Control: Waitlist	BMI-z (≤ 12 months) Adverse: NR Cost: NR	
O'Connor 2020 ⁶⁷ USA	Design: RCT Setting: Community* + Home Age group: 6-12 (8.5) Gender: mixed	64	46	Arms: 1 Target: DPA Theory: SCT, FST Duration: ≤ 12 months	Control: Waitlist	BMI-z (≤ 12 months) Adverse: NR Cost: NR	
Paineau 2008 ⁶⁸ France	Design: C-RCT (School) Setting: Home* + School Age group: 6-12 (intv A = 7.7, intv B = 7.8, control = 7.6) Gender: mixed	1013	949	Arms: 2 Target: Diet Theory: NR Duration: ≤ 12 months	Control: No advice	BMI-Z (≤ 12 months) Adverse: NR Cost: NR	

Table 1 (Continued)

Author year Country	Study characteristics Design (cluster type) Setting Age group years (mean age) Gender	Number of participants Randomised	Analysed	Intervention Treatment arms Targeted behaviour Theory Duration	Comparator	Outcomes Weight outcomes (length of follow up from baseline category) Adverse effects Cost/cost-effectiveness
Papadaki 2010 ¹⁶⁹ Netherlands, Denmark, UK, Greece, Germany, Spain, Bulgaria, and Czech Republic	Design: RCT Setting: Community Age group: 6-12 (boys = 11.9, girls = 12.4) Gender: mixed	800	460	Arms: 4 Target: Diet Theory: NR Duration: ≤ 12 months	Control: Usual care. National dietary guidelines, with medium protein content and no specific instructions on glycaemic index Control: Usual care. Enrolled in PE class	BMI and BMIz (≤ 12 months) [†] Adverse: NR Cost: NR
Pate 2005 ¹⁷⁰ USA	Design: C-RCT (School) Setting: School + Home Community Age group: 13-18 (13.6) Gender: Girls only	1604	1539	Arms: 1 Target: PA Theory: SEM drawn from SCT Duration: ≤ 12 months	Control: Attention control - Sun protection plus lottery tickets for small cash prizes	Reported as % in each BMI percentile (≤ 12 months) Adverse: NR Cost: NR BMI z-score (≤ 12 months) Adverse: NR Cost: NR
Patrick 2006 ¹⁷¹ USA	Design: RCT Setting: Home* + Health care service Age group: 13-18 (inv girls = 12.8, boys = 12.6; control girls = 12.6, boys = 12.8) Gender: mixed	819	690	Arms: 1 Target: DPA Theory: Behavioural Determinants model; SCT; TTM Behaviour Change Duration: ≤ 12 months	Control: Usual practice	BMIz (≤ 12 months) [†] Adverse: NR Cost: NR
Peralta 2009 ¹⁷² Australia	Design: RCT Setting: School* + Home Age group: 13-18 (12.5) Gender: Boys only	33	33	Arms: 1 Target: DPA Theory: SCT Duration: ≤ 12 months	Control: Usual care. Physical activity curriculum sessions	BMI (≤ 12 months) [†] Adverse: NR Cost: NR
Pfeiffer 2019 ¹⁷³ USA	Design: C-RCT (School) Setting: School (ASP) Age group: 6-12 (12.05) Gender: Girls only	1519	1519	Arms: 1 Target: PA Theory: Health promotion model, self-determination theory Duration: ≤ 12 months	Control: Usual practice	BMIz (≤ 12 months) [†] Adverse: NR Cost: NR
Polonsky 2019 ¹⁷⁴ USA	Design: C-RCT (School) Setting: School* + Community + Home Age group: 6-12 (10.8) Gender: mixed	1362	793	Arms: 1 Target: Diet Theory: NR Duration: > 12 months	Control: Usual practice	BMIz (> 12 months) [†] Adverse assessed: Yes Adverse effect: Child weight status (approximately 3-fold increase in incidence of obesity in the intervention group) Cost: NR
Prina 2014 ¹⁷⁵ Mexico	Design: RCT Setting: School* + Home Age group: 6-12 (basic = 9.80, risk = 9.84, compare = 9.85, control) = 9.78) Gender: mixed	2746	2462	Arms: 3 Target: DPA Theory: Health Belief Model Duration: ≤ 12 months	Control: No intervention	BMI (≤ 12 months) [†] Adverse assessed: Yes Adverse effect: Yes. No adverse effects reported. Cost: NR
Ramirez-Rivera 2021 ¹⁷⁶ Mexico	Design: RCT Setting: School* + Home Age group: 6-12 (10.2) Gender: mixed	41	41	Arms: 1 Target: DPA Theory: NR Duration: ≤ 12 months	Control: General nutrition recommendations	BMIz (≤ 12 months) [†] Adverse assessed: Yes Adverse effect: No adverse effects were observed. Costs: NR BMI (≤ 12 months) [†] Adverse: NR Cost: NR
Reed 2008 ¹⁷⁷ Canada	Design: C-RCT (School) Setting: School* + Home Age group: 6-12 (NR) Gender: mixed	268	237	Arms: 1 Target: PA Theory: SEM Duration: ≤ 12 months	Control: Usual care	BMIz (≤ 12 months) [†] Adverse: NR Cost: NR
Reksuppaphol 2017 ¹⁷⁸ Thailand	Design: RCT Setting: School* Age group: 6-12 (10.7) Gender: mixed	218	217	Arms: 1 Target: DPA Theory: NR Duration: ≤ 12 months	Control: Feedback only from research assistants. No intervention with online software	BMIz (≤ 12 months) [†] Adverse: NR Cost: NR

Table 1 (Continued)

Author year Country	Study characteristics Design (cluster type) Setting Age group years (mean age) Gender	Number of participants Randomised	Analysed	Intervention Treatment arms Theory Duration	Comparator	Outcomes Weight outcomes (length of follow up from baseline category) Adverse effects Cost/cost-effectiveness
Rhodes 2019 ¹⁷⁹ Canada	Design: RCT Setting: Home Age group: 6-12 (8.93) Gender: mixed	102	102	Arms: 1 Target: PA Theory: Health Action Process Approach and the Multi-Process Action Control Approach Duration: ≤ 12 months	Attention control education only	BMI (≤ 12 months) [†] Adverse assessed: Yes Adverse effect: Yes reported. No partici- pants cited harms associated with the study Cost: NR
Robbins 2006 ¹⁸⁰ USA	Design: C-RCT (Grade) Setting: School* + Home Age group: 6-12 (intv grade 6 = 11.45, grade 7 = 12.37, grade 8 = 13.00; control grade 6 = 11.25, grade 7 = 12. 27, grade 8 = 13.44) Gender: Girls only	77	77	Arms: 1 Target: PA Theory: Health Promotion Model and TTM Duration: ≤ 12 months	Attention control: Handout list- ing the PA recommendations	BMI (≤ 12 months) [†] Adverse: NR Cost: NR
Robinson 2003 ¹⁸¹ USA	Design: RCT Setting: Community* + Home Age group: 6-12 (9.5) Gender: Girls only	61	60	Arms: 1 Target: DPA Theory: SCT Duration: ≤ 12 months	Attention control: health educa- tion programme to promote healthful diet and activity patterns via newsletters and delivering health education lectures	BMI (≤ 12 months) [†] Adverse: NR Cost: NR
Robinson 2010 ¹⁸² USA	Design: RCT Setting: Community* + Home Age group: 6-12 (intv = 9.5, control = 9. 4) Gender: Girls only	261	225	Arms: 1 Target: PA Theory: SCM Duration: > 12 months	Attention control: Informa-tion- based health education	BMI and BMiz (> 12 months) [†] Adverse assessed: Yes Adverse effect: Weight concerns (no dif- ference), percent underweight (no dif- ference), body dissatisfaction (no effect), depressive symptoms (reduced for intervention group), No injuries or illness were judged to be probably or definitely related to study participation. Cost: NR
Rodermel 2006 ¹⁸³ USA	Design: RCT (Family) Setting: Home Age group: 6-12 (intv target girls = 10.1, target boys = 9.8, other girls = 12.8, other boys = 11.8; control target girls = 9.9, target boys = 9.9, other girls = 11.8, other boys = 12.0) Gender: mixed	118	88	Arms: 1 Target: DPA Theory: NR Duration: ≤ 12 months	Control: Maintain usual eating and step patterns (given step counter and logs same as intervention group)	Reports % BMI-for-age as outcome (≤ 12 months) Adverse: NR Cost: NR
Rosario 2012 ¹⁸⁴ Portugal	Design: C-RCT (School) Setting: School Age group: 6-12 (8.3) Gender: mixed	464	294	Arms: 1 Target: Diet Theory: Health Promotion Model and SCT Duration: ≤ 12 months	Control: Usual care presumed as no details but school- based intervention	BMI-z (≤ 12 months) [†] Adverse: NR Cost: NR
Rosenkranz 2010 ¹⁸⁵ USA	Design: C-RCT (Girl scout troops) Setting: Community* + Home Age group: 6-12 (intv = 10.6, control = 10.5) Gender: Girls only	76	72	Arms: 1 Target: DPA Theory: SCT Duration: ≤ 12 months	Control: No intervention pre- sumed (Girl Scouts USA)	BMI and BMiz (≤ 12 months) [†] Adverse: NR Cost: NR
Rush 2012 ¹⁸⁶ New Zealand	Design: C-RCT (School) Setting: School* + Home Age group: 6-12 (NR) Gender: mixed	3352	1352	Arms: 1 Target: DPA Theory: NR Duration: > 12 months	Control: No additional resour- cing or information	BMI-z (> 12 months) Cost: Intervention cost (<\$40 New Zea- land dollars per child per year)

Table 1 (Continued)

Author year Country	Study characteristics Design (cluster type) Setting Age group years (mean age) Gender	Number of participants Randomised	Analysed	Intervention Targeted behaviour Theory Duration	Treatment arms	Comparator	Outcomes Weight outcomes (length of follow up from baseline category) Adverse effects Cost/cost-effectiveness
Sádlie 2013 ¹⁸⁷ Mexico	Design: C-RCT (School) Setting: School Age group: 6-12 (Intv plus = 9.7, intv basic = 9.7, control = 9.8) Gender: mixed	886	830	Arms: 2 Target: DPA Theory: Ecological principles, Theory of Planned Behaviour, SCT, Health Belief Model Duration: > 12 months	Control: No changes were made to existing nutrition or physical activity practices	BMI (> 12 months) [†] Adverse: NR Cost: NR	
Sahota 2001 ¹⁸⁸ UK	Design: C-RCT - crossover (School) Setting: School Age group: 6-12 (Intv = 8.36, control = 8.42) Gender: mixed	613	595	Arms: 1 Target: PA Theory: multi-component health promo- tion programme, based on the Health Promoting Schools concept Duration: ≤ 12 months	Control: Usual care presumed as no details but school- based intervention	BMI-z (≤ 12 months) [†] Adverse assessed: Yes Adverse effect: BMI, psychological meas- ures and dieting behaviours (no dif- ference between groups), Global self- worth (higher in obese children in intervention group). Cost: NR	
Sahota 2019 ¹⁸⁹ England	Design: C-RCT (School) Setting: School Age group: 6-12 (year 2 Intv = 6.2, con- trol = 6.3; year 4 = 8.3; overall 7.2) Gender: mixed	358	311	Arms: 1 Target: DPA Theory: Behaviour Theory, BCW Duration: > 12 months	Control: Usual practice	BMI-z (> 12 months) [†] Adverse assessed: Yes Adverse effect: Body shape and dieting behavior (results suggest no negative impact) Cost: NR	
Sallis 1993 ¹⁹⁰ USA	Design: C-RCT (School) Setting: School Age group: 6-12 (9-25) Gender: mixed	745	549	Arms: 2 Target: PA Theory: Behaviour Change and self- management Duration: > 12 months	Control: Usual care PE	BMI (> 12 months) Adverse: NR Cost: NR	
Salmon 2008 ¹⁹¹ Australia	Design: C-RCT (Classroom) Setting: School Age group: 6-12 (10-7) Gender: mixed	295	268	Arms: 3 Target: PA Theory: SCT and Behavioural Choice the- ory Duration: ≤ 12 months	Control: Usual care curriculum	BMI (≤ 12 months) Adverse assessed: Yes Adverse effect: Happiness with body weight and shape and eating to gain or lose weight (no effect). Cost: NR	
Santos 2014 ¹⁹² Canada	Design: C-RCT (School) Setting: School Age group: 6-12 (Intv = 9.3, control = 8.8) Gender: mixed	687	647	Arms: 1 Target: DPA Theory: NR Duration: ≤ 12 months	Control: Usual care regular curriculum	BMI-z (≤ 12 months) [†] Adverse: NR Cost: NR	
Sekhavat 2014 ¹⁹³ Canada	Design: RCT Setting: Health care service Age group: 6-12 years (8.9) Gender: mixed	168	106	Arms: 1 Target: DPA Theory: NR Duration: ≤ 12 months	Control: Waitlist	BMI-z (≤ 12 months) Adverse: NR Cost: NR	
Sevinc 2011 ¹⁹⁴ Turkey	Design: C-RCT (group – 2 schools in each group schools) Setting: School Age group: 6-12 (NR) Gender: mixed	6847	6366	Arms: 2 Target: Diet and DPA Theory: NR Duration: ≤ 12 months	Control: Usual care presumed as no details but school- based intervention	BMI (≤ 12 months) [†] Adverse: NR Cost: NR	

Table 1 (Continued)

Author year Country	Study characteristics Design (cluster type) Setting Age group years (mean age) Gender	Number of participants Randomised	Analysed	Intervention Theory Duration	Treatment arms Targeted behaviour Duration	Comparator	Outcomes Weight outcomes (length of follow up from baseline category) Adverse effects Cost/cost-effectiveness
Sgambato 2019 ¹⁹⁵ Brazil	Design: C-RCT (School) Setting: School* + Home Age group: 6-12 (NR) Gender: mixed	2743	2276	Arms: 1 Target: DPA Theory: NR Duration: ≤ 12 months	Arms: 1 Target: DPA Theory: NR Duration: ≤ 12 months	Control: Assume usual practice	BMI (≤ 12 months) Adverse assessed: Yes Adverse effect: BMI (increased more in the intervention group than in the control group ($\Delta=0.3$ kg/m ² ; P=0.05) with a greater decrease in %body fat among boys ($\Delta=-0.6$ %; P=0.03) in the control group). The subgroup that received both the school and home interventions had an increase in % body fat greater than in the control group ($\Delta=0.89$ %; P=0.01). Cost: NR
Sherwood 2019 ¹⁹⁶ USA	Design: RCT Setting: Home* + Health care service Age group: 6-12 (6-6) Gender: mixed	421	363	Arms: 1 Target: DPA Theory: SCT, MI informed Duration: ≤ 12 months	Arms: 1 Target: DPA Theory: SCT, MI informed Duration: ≤ 12 months	Attention control: intervention focused on general health, safety, and injury prevention Control: No intervention	BMI-z (≤ 12 months) Adverse: NR Cost: NR
Shin 2015 ¹⁹⁷ USA	Design: RCT Setting: Community Age group: 13-18 (13-0) Gender: mixed	242	152	Arms: 1 Target: Diet Theory: SCT Duration: ≤ 12 months	Arms: 1 Target: Diet Theory: SCT Duration: ≤ 12 months	Control: No intervention	BMI percentile (≤ 12 months) Adverse: NR Cost: NR
Shomaker 2019 ¹⁹⁸ USA	Design: RCT Setting: Community Age group: 13-18 (mindfulness = 13.97, health education = 14.49) Gender: mixed	54	54	Arms: 1 Target: Mindfulness Theory: Mindfulness-based Duration: ≤ 12 months	Arms: 1 Target: Mindfulness Theory: Mindfulness-based Duration: ≤ 12 months	Control: Health education control group - which met for six one-hour sessions, once per week, control condition matched for instruction time and designed to parallel health knowledge presented in a middle/high school health class. sessions covered six topics: alcohol, general sessions on health issues and printed general advices regarding healthy diets Control: Usual care	BMI-z (≤ 12 months) Adverse: NR Cost: NR
Sichieri 2008 ¹⁹⁹ Brazil	Design: C-RCT (School) Setting: School Age group: 6-12 (10-9) Gender: mixed	1134	927	Arms: 1 Target: Diet Theory: NR Duration: ≤ 12 months	Arms: 1 Target: Diet Theory: NR Duration: ≤ 12 months	Attention control: 2x1-h general sessions on health issues and printed general advices regarding healthy diets Control: Usual care	BMI (≤ 12 months) Adverse: NR Cost: NR
Siegrist 2013 ²⁰⁰ Germany	Design: C-RCT (School) Setting: School* + Home Age group: 6-12 (8-4) Gender: mixed	826	724	Arms: 1 Target: DPA Theory: NR Duration: ≤ 12 months	Arms: 1 Target: DPA Theory: NR Duration: ≤ 12 months	Control: Usual care	BMI and BMIz (≤ 12 months) Adverse assessed: Yes Adverse effect: Underweight ("children below the 10th centile for weight, and several underweight children in both intervention and control groups showed a decrease in waist circumference. There were no significant differences between the intervention and control groups however. This suggests that these reductions were not related to the intervention") Cost: NR
Siegrist 2018 ²⁰¹ Germany	Design: C-RCT (School) Setting: School* + Home Age group: 6-12 (11-1) Gender: mixed	620	434	Arms: 1 Target: DPA Theory: SCT Duration: > 12 months	Arms: 1 Target: DPA Theory: SCT Duration: > 12 months	Control: Usual practice - normal PE program	BMI (> 12 months) Adverse: NR
Simon 2008 ²⁰² France	Design: C-RCT (School) Setting: School* + ASP Age group: 6-12 (Intv = 11.7, control = 11.6) Gender: mixed	954	954	Arms: 1 Target: PA Theory: Behaviour Change and SEM Duration: > 12 months	Arms: 1 Target: PA Theory: Behaviour Change and SEM Duration: > 12 months	Control: Usual care school curriculum	BMI (> 12 months) Adverse: NR Cost: NR

Table 1 (Continued)

Author year Country	Study characteristics Design (cluster type) Setting Age group years (mean age) Gender	Number of participants Randomised	Analysed	Intervention Treatment arms Targeted behaviour Theory Duration	Comparator	Outcomes Weight outcomes (length of follow up from baseline category) Adverse effects Cost/cost-effectiveness
Simons 2015 ²⁰³ The Netherlands	Design: RCT Setting: Home Age group: 13-18 (13-9) Gender: mixed	270	257	Arms: 1 Target: PA Theory: NR Duration: ≤ 12 months	Control: Waitlist	BMI-z (≤ 12 months) [†] Adverse assessed: Yes Adverse effect: Injuries (bruises or strained muscles/tendons while playing Move video games, 20%) Cost: NR
Singh 2009 ²⁰⁴ The Netherlands	Design: C-RCT (School) Setting: School Age group: 13-18 (inv boys = 12.8, girls = 12.6; control boys = 12.9, girls = 12.7) Gender: mixed	1108	1108	Arms: 1 Target: DPA Theory: Intervention mapping protocol, Behaviour Change and Environmental frameworks Duration: ≤ 12 months Arms: 1 Target: PA Theory: Self-determination theory and SCT Duration: ≤ 12 months	Control: Usual care regular curriculum Control: Waitlist and usual practice (i.e. regularly scheduled school sports and PE)	BMI (≤ 12 months) [†] Adverse: NR Cost: NR
Smith 2014 ²⁰⁵ Australia	Design: C-RCT (School) Setting: School + Home Age group: 13-18 (12.7) Gender: Boys only	361	361	Arms: 1 Target: DPA Theory: Theory of Reasoned Action, Constructivism Duration: ≤ 12 months Arms: 2 Target: DPA Theory: Behavioral economics Duration: ≤ 12 months	Control: Data collection only	BMI-z (≤ 12 months) [†] Adverse assessed: Yes Adverse effect: No adverse events or injuries were reported during the school sports sessions, lunchtime leadership sessions, or assessments. Psychological wellbeing (small but significant positive effect) Cost: Cost of fitness equipment pack provided to schools (1500 AUD)
Spiegel 2006 ²⁰⁶ USA	Design: C-RCT (Classroom) Setting: School* + Home Age group: 6-12 (NR) Gender: mixed	1191	1013	Arms: 1 Target: DPA Theory: Theory of Reasoned Action, Constructivism Duration: ≤ 12 months Arms: 2 Target: DPA Theory: Behavioral economics Duration: ≤ 12 months	Control: Data collection only	BMI-z (≤ 12 months) Adverse: NR Cost: NR
Stettler 2015 ²⁰⁷ USA	Design: C-RCT (Practice) Setting: Health care service Age group: 6-12 (beverage-only intervention = 10.8, multiple behaviour intervention = 10.7, control = 10.8) Gender: mixed	173	121	Arms: 1 Target: DPA Theory: active placebo, non-nutrition/PA condition, promoting self-esteem and cultural enrichment Duration: ≤ 12 months	Control: Attention control - control intervention of the same intensity unrelated to weight (friendship making intervention)	BMI-z (≤ 12 months) [†] Adverse: NR Cost: Payment to clinician per completed session (\$35).
Stony 2003a ²⁰⁸ USA	Design: RCT Setting: School (ASPY) + Home Age group: 6-12 (inv = 9.4, control = 9.1) Gender: Girls only	53	53	Arms: 1 Target: DPA Theory: SCT, youth development, and resiliency based approach Duration: ≤ 12 months	Control: Usual care, common practice PE	BMI (≤ 12 months) [†] Adverse assessed: Yes Adverse effect: Weight concern behaviours (higher moderate and less healthy weight concern behaviours in intervention group at follow-up)
Telford 2012 ²⁰⁹ Australia	Design: C-RCT (Schools) Setting: School Age group: 6-12 (NR) Gender: mixed	Unclear	620	Arms: 1 Target: PA Theory: NR Duration: > 12 months Arms: 1 Target: PA Theory: NR Duration: ≤ 12 months	Control: Usual curriculum	Outcome reported as percentage change of body fat (> 12 months) Adverse: NR Cost: NR Only weight kg and fat mass reported (≤ 12 months) Adverse: NR Cost: NR
TenHoor 2018 ¹⁰ The Netherlands	Design: C-RCT (School) Setting: School Age group: 13-18 (12.97) Gender: mixed	695	293	Arms: 1 Target: PA Theory: NR Duration: ≤ 12 months	Control: Usual curriculum	Only weight kg and fat mass reported (≤ 12 months) Adverse: NR Cost: NR

Table 1 (Continued)

Author year Country	Study characteristics Design (cluster type) Setting Age group years (mean age) Gender	Number of participants Randomised	Analysed	Intervention Treatment arms Targeted behaviour Theory Duration	Comparator	Outcomes Weight outcomes (length of follow up from baseline category) Adverse effects Cost/cost-effectiveness
Thivel 2011 ²¹¹ France	Design: C-RCT (School) Setting: School Age group: 6-12 (NR) Gender: mixed	457	457	Arms: 1 Target: PA Theory: NR Duration: ≤ 12 months	Control: Not aware of the inter- vention in other schools	BMI (≤ 12 months) [§] Adverse: NR Cost: NR
Trevino 2004 ¹² USA	Design: C-RCT (School) Setting: School* + Home Age group: 6-12 (Intv = 9.79; control = 9.77) Gender: mixed	1993	1221	Arms: 1 Target: DPA Theory: SCT and a socio-ecological framework Duration: ≤ 12 months	Control: Assume usual practice	Body fat % (≤ 12 months) Adverse: NR Cost: NR
Velez 2010 ¹¹³ USA	Design: RCT Setting: School Age group: 13-18 (16-14) Gender: mixed	31	28	Arms: 1 Target: PA Theory: NR Duration: ≤ 12 months	Control: No intervention	BMI (≤ 12 months) [§] Adverse: NR Cost: NR
Viggiano 2015 ²¹⁴ Italy	Design: C-RCT (School) Setting: School Age group: 13-18 (Intv = 13.3; control = 13.0) Gender: mixed	3110	2156	Arms: 1 Target: DPA Theory: NR Duration: ≤ 12 months	Control: No intervention	BMI-z (≤ 12 months) [§] Adverse: NR Cost: NR
Viggiano 2018 ²¹⁵ Italy	Design: C-RCT (School) Setting: School Age group: 6-12 (NR) Gender: mixed	1313	1007	Arms: 1 Target: DPA Theory: NR Duration: ≤ 12 months	Control: No intervention	BMI-z (≤ 12 months) [§] Adverse: NR Cost: NR
Vizcaino 2008 ²¹⁶ Spain	Design: C-RCT (School) Setting: School (ASP) Age group: 6-12 (Intv boys = 9.4; girls = 9.4; control boys = 9.5; girls = 9.4) Gender: mixed	1119	1044	Arms: 1 Target: PA Theory: NR Duration: ≤ 12 months	Control: Standard PE curriculum (3 h/week of PA at low to moderate intensity)	BMI (≤ 12 months) [§] Adverse: NR Cost: Intervention cost (EUR 28 per child per month)
Wang 2012 ¹⁷ China	Design: C-RCT (Schools) Setting: School Age group: 6-12 (NR) Gender: mixed	1003	931	Arms: 1 Target: DPA Theory: NR Duration: ≤ 12 months	Control: Usual care presumed as no details but school- based	Prevalence of overweight/obesity (≤ 12 months) Adverse: NR Cost: NR
Wang 2018 ¹⁸ China	Design: C-RCT (School) Setting: School* + Community + Home Age group: 6-12 (10-5) Gender: mixed	10091	9858	Arms: 1 Target: DPA Theory: NR Duration: ≤ 12 months	Control: No intervention	BMI-z (≤ 12 months) [§] Adverse assessed: Yes Adverse effect: stated no adverse events were reported. Cost: NR
Warren 2003 ²¹⁹ England	Design: RCT Setting: School* + Home Age group: 6-12 (6-1) Gender: mixed	218	172	Arms: 3 Target: Diet, PA, DPA Theory: Social Learning theory Duration: > 12 months	Control: Educational pro- gramme about food in a 'non-nutrition' = Be Smart sense	Reported as percentage overweight/ obese (> 12 months) Adverse: NR Cost: NR
Waters 2017 ²²⁰ Australia	Design: C-RCT (School) Setting: School* + Community + Home Age group: 6-12 (NR) Gender: mixed	3222	2743	Arms: 1 Target: DPA Theory: Health Promoting Schools Framework (based on health promo- tion theory and consistent with a socio-environmental theoretical framework) and International Obesity Task Force '10 guiding principles for obesity prevention' Duration: > 12 months	Control: Usual practice	BMI-z (> 12 months) [§] Adverse assessed: Yes Adverse effect: Body image sensitivity protocol (no findings reported) Cost: Estimated cost (discounted) of a community development worker (\$55,868 per school over study period; \$229 per student)

Table 1 (Continued)

Author year Country	Study characteristics Design (cluster type) Setting Age group years (mean age) Gender	Number of participants Randomised	Analysed	Intervention Treatment arms Targeted behaviour Theory Duration	Comparator	Outcomes Weight outcomes (length of follow up from baseline category) Adverse effects Cost/cost-effectiveness
Weeks 2012 ²¹ Australia	Design: RCT Setting: School Age group: 13-18 (boys = 13-8, girls = 13-7) Gender: Boys only	99	81	Arms: 1 Target: PA Theory: NR Duration: ≤ 12 months	Control: Regular PE warm-up	BMI (≤ 12 months) [†] Adverse: NR Cost: NR
Wendel 2016 ²² USA	Design: C-RCT (Classroom) Setting: School Age group: 6-12 (8-8) Gender: mixed	343	111	Arms: 3 Target: PA Theory: NR Duration: > 12 months	Control: No intervention	BMI (> 12 months) [†] Adverse assessed: Yes Adverse effect: Reports "no harm to students" Cost: NR
White 2019 ²³ USA	Design: RCT Setting: Community* + Home Age group: 6-12 (9-35) Gender: mixed	228	125	Arms: 1 Target: DPA Theory: SCT, experiential 4-H learning model Duration: > 12 months	Control: No intervention	BMI-z (> 12 months) [†] Adverse: NR Cost: NR
Whitemore 2013 ²⁴ USA	Design: C-RCT (Classroom) Setting: School* + Home Age group: 13-18 (13-31) Gender: mixed	384	365	Arms: 1 Target: DPA Theory: Theory of interactive technology, Social Learning theory Duration: ≤ 12 months	Attention control: health education and behavioral support	BMI (≤ 12 months) [†] Adverse: NR Cost: NR
Wieland 2018 ²⁵ USA	Design: RCT Setting: Home Age group: 13-18 (13-5) Gender: mixed	81	66	Arms: 1 Target: DPA Theory: SCT Duration: ≤ 12 months	Control: Delayed intervention	BMI (≤ 12 months) [†] Adverse: NR Cost: NR
Wiltsch 2015 ²⁶ Australia	Design: C-RCT (Classroom) Setting: School Age group: 13-18 (13-21) Gender: mixed	820	820	Arms: 1 Target: DPA Theory: NR Duration: ≤ 12 months	Control: Usual school class	BMI (≤ 12 months) [†] Adverse assessed: Yes Adverse effect: Concerns about shape and weight, risk of eating disorders (Girls in the Life Skills intervention reported higher eating concern at 12-month follow-up compared to the control group). High weight and shape concern participants had higher levels of eating concern at 12-month follow-up in the intervention group compared to control Cost: NR
Williamson 2012 ²⁷ USA	Design: C-RCT (School) Setting: School* + Home Age group: 6-12 (PP = 10-5, SP = 10-5, control = 10-6) Gender: mixed	2060	1697	Arms: 2 Target: DPA Theory: SLT Duration: > 12 months	Control: No intervention	BMI-z (> 12 months) [†] Adverse: NR Cost: NR
Xu 2015 ²⁸ China	Design: C-RCT (School) Setting: School* + Home Age group: 6-12 (10-2) Gender: mixed	1182	1108	Arms: 1 Target: DPA Theory: NR Duration: ≤ 12 months	Control: Usual practice	BMI (≤ 12 months) [†] Adverse assessed: Yes Adverse effect: There was no observable adverse event in the intervention group. Cost: NR

Table 1 (Continued)

Author year Country	Study characteristics Design (cluster type) Setting Age group years (mean age) Gender	Number of participants Randomised	Analysed	Intervention Treatment arms Targeted behaviour Theory Duration	Comparator	Outcomes Weight outcomes (length of follow up from baseline category) Adverse effects Cost/cost-effectiveness
Xu 2017 ²²⁹ China	Design: C-RCT (School) Setting: School* + Home Age group: 6-12 (9.2) Gender: mixed	9867	8573	Arms: 3 Target: Diet, PA, DPA Theory: NR Duration: ≤ 12 months	Control: no intervention	BMI and BMIz (≤ 12 months)† Adverse assessed: Yes Adverse effect: Effect on malnourished students (no negative effect observed. > increase in BMI and BMI-z score in intervention group) Cost: Cost-effectiveness ratio in combined intervention (\$120.3 for 1 kg/m ² BMI reduction, \$249.3 for one unit of BMI-z score reduction), cost for avoiding one overweight and obesity case (\$1308.90). Cost utility ratio (¥11,505.9, \$1646.0) per QALY, cost-benefit ratio (¥1.2 benefit per ¥1 cost), and net saving (¥73,659.6, \$10,537.9) for combined intervention.
Zhou 2019 ²³⁰ China	Design: C-RCT (School) Setting: School* (some groups ASP) + Home Age group: 13-18 (12.66) Gender: mixed	758	681	Arms: 3 Target: DPA Theory: SEM, CMT Duration: ≤ 12 months	Control: Usual care	Only weight kg and body fat % reported (≤ 12 months) Adverse: NR Cost: NR
Zota 2016 ²³¹ Greece	Design: C-RCT (School) Setting: School* + Home Age group: 6-12; 13-18 (NR) Gender: mixed	21261	3627	Arms: 1 Target: Diet Theory: NR Duration: ≤ 12 months	Attention control: environmental intervention (received a healthy daily meal)	Reported as underweight vs. overweight/obese (≤ 12 months) Adverse assessed: Yes Adverse effect: Percentage of children and adolescents improving BMI from underweight to normal (Higher in multicomponent intervention group compared to environmental intervention only). Cost: Average cost of meals (€1.50)

Table 1: Characteristics of included studies.

*Majority setting **Included in meta-analysis.

ASE = Attitude, social influence and self-efficacy model, BCW = Behaviour Change Wheel, BEM = Behavioral Ecological Model, CE = comparative effectiveness trial, CMT = competence motivation theory, C-RCT = cluster randomised controlled trial, DPA = diet and physical activity, FST = Family Systems Theory, HPSF = Health Promoting Schools Framework, IMB model = information-motivation-behavioural skills model, Intv = intervention, MI = Motivational Interviewing, NR = not reported, PA = physical activity, SEM = Social Ecological Model, SCM = social cognitive model, SCT = Social Cognitive Theory, SLT = Social learning theory, TDF = theoretical domains framework, TPB = Theory of planned behaviour, TTM = Transtheoretical model (Stages of Change).

	Studies	Participants	SMD (95% CI)*	I ²	Test of subgroup	GRADE certainty of evidence
School	93	131443	-0.03 [-0.06, -0.01]	56%	NA	⊕⊕⊕ Moderate ^a
Subgroup: age 6–12 years	72	114451	-0.03 [-0.05, -0.01]	21%	Chi ² = 0.17 (P = 0.68)	
Subgroup: age 13–18 years	21	16992	-0.05 [-0.14, 0.04]	84%	NA	
Sensitivity: ROB	42	54132	-0.03 [-0.05, 0.00]	13%	NA	
Sensitivity: excl change scores	82	116127	-0.04 [-0.07, -0.01]	59%	NA	
Sensitivity: correlation est 0-80	93	131443	-0.03 [-0.06, -0.01]	57%	NA	
Sensitivity: correlation est 0-90	93	131443	-0.03 [-0.05, -0.01]	59%	NA	
Sensitivity: ICC=0	93	131443	-0.03 [-0.05, -0.00]	65%	NA	
Subgroup: Intv duration <= 12 months	67	90478	-0.04 [-0.08, -0.01]	64%	Chi ² = 2.10 (P = 0.15)	
Subgroup: Intv duration > 12 months	26	40965	-0.02 [-0.04, 0.01]	0%	NA	
Subgroup: Intv type - Diet only	11	14999	-0.00 [-0.07, 0.06]	51%	Chi ² = 1.22 (P = 0.75)	
Subgroup: Intv type - PA only	25	16935	-0.05 [-0.10, 0.00]	37%	NA	
Subgroup: Intv type - Diet + PA	58	82887	-0.04 [-0.07, -0.01]	61%	NA	
Subgroup: Intv type - Other	1	16622	-0.03 [-0.08, 0.02]	-	NA	
Subgroup: Continent Africa	1	519	-0.23 [-0.45, -0.01]	-	Chi ² = 2.02 (P = 0.73)	
Subgroup: Continent Asia	10	35905	-0.04 [-0.09, 0.01]	53%	NA	
Subgroup: Continent Australia	11	7167	-0.04 [-0.10, 0.03]	25%	NA	
Subgroup: Continent Europe	42	43979	-0.04 [-0.09, 0.00]	72%	NA	
Subgroup: Continent North America	23	39253	-0.02 [-0.04, 0.01]	0%	NA	
Subgroup: Continent South America	6	4620	-0.00 [-0.07, 0.06]	0%	NA	
After-school program	12	5066	-0.09 [-0.22, 0.04]	76%	NA	⊕ Very low ^{a,b,c}
Subgroup: age 6–12 years	10	4636	-0.02 [-0.09, 0.05]	15%	Chi ² = 1.89 (P = 0.17)	
Subgroup: age 13–18 years	2	430	-0.67 [-1.60, 0.25]	93%	NA	
Sensitivity: ROB	9	4316	-0.14 [-0.30, 0.01]	79%	NA	
Sensitivity: excl change scores	NA	NA	NA	NA	NA	
Sensitivity: correlation est 0-80	NA	NA	NA	NA	NA	
Sensitivity: correlation est 0-90	NA	NA	NA	NA	NA	
Sensitivity: ICC=0	12	5066	-0.09 [-0.22, 0.04]	76%	NA	
Subgroup: Intv duration <= 12 months	12	5066	-0.09 [-0.22, 0.04]	76%	NA	
Subgroup: Intv duration > 12 months	NA	NA	NA	NA	NA	
Subgroup: Intv type - Diet only	NA	NA	NA	NA	NA	
Subgroup: Intv type - PA only	7	3977	-0.18 [-0.34, -0.01]	82%	Chi ² = 4.20 (P = 0.04)	
Subgroup: Intv type - Diet + PA	5	1089	0.08 [-0.10, 0.26]	27%	NA	
Subgroup: Intv type - Other	0	0	NA	NA	NA	
Subgroup: Continent Africa	1	160	-1.14 [-1.48, -0.81]	-	Chi ² = 0.36 (P = 0.55)	
Subgroup: Continent Australia	1	35	-0.60 [-1.28, 0.08]	-	NA	
Subgroup: Continent Europe	2	1956	-0.04 [-0.13, 0.05]	0%	NA	
Subgroup: Continent North America	7	2645	-0.00 [-0.10, 0.11]	16%	NA	
Subgroup: Continent South America	1	270	-0.20 [-0.54, 0.14]	-	NA	
Community	21	3292	-0.04 [-0.11, 0.04]	0%	n/a	⊕⊕ Low ^{a,c}
Subgroup: age 6–12 years	20	3238	-0.04 [-0.12, 0.03]	0%	NA	
Subgroup: age 13–18 years	1	54	0.11 [-0.42, 0.65]	-	NA	
Sensitivity: ROB	12	1211	-0.02 [-0.12, 0.09]	0%	NA	
Sensitivity: excl change scores	17	2816	-0.04 [-0.13, 0.05]	0%	NA	
Sensitivity: correlation est 0-80	21	3292	-0.02 [-0.09, 0.04]	0%	NA	
Sensitivity: correlation est 0-90	21	3292	-0.02 [-0.07, 0.04]	0%	NA	
Sensitivity: ICC=0	21	3292	-0.05 [-0.12, 0.02]	0%	NA	
Subgroup: Intv duration <= 12 months	16	1699	-0.03 [-0.13, 0.06]	0%	Chi ² = 0.01 (P = 0.92)	
Subgroup: Intv duration > 12 months	5	1593	-0.04 [-0.16, 0.07]	0%	NA	

Table 2 (Continued)

	Studies	Participants	SMD (95% CI)*	I ²	Test of subgroup	GRADE certainty of evidence
Subgroup: Intv type - Diet only	4	1174	-0.07 [-0.22, 0.09]	0%	Chi ² = 0.38 (P = 0.82)	
Subgroup: Intv type - PA only	4	555	-0.00 [-0.15, 0.14]	0%	NA	
Subgroup: Intv type - Diet + PA	13	1563	-0.04 [-0.15, 0.06]	0%	NA	
Subgroup: Intv type - Other	0	0	NA	-	NA	
Subgroup: Continent Asia	1	104	-0.31 [-0.72, 0.10]	-	Chi ² = 1.75 (P = 0.42)	
Subgroup: Continent Australia	3	251	-0.08 [-0.28, 0.11]	0%	NA	
Subgroup: Continent Europe	2	523	-0.14 [-0.35, 0.07]	0%	NA	
Subgroup: Continent North America	15	2414	0.00 [-0.09, 0.09]	0%	NA	
Home	13	2400	0.01 [-0.07, 0.09]	0%	NA	⊕⊕ Low ^{a,c}
Subgroup: age 6–12 years	7	1665	-0.04 [-0.14, 0.06]	0%	Chi ² = 2.99 (P = 0.08)	
Subgroup: age 13–18 years	6	735	0.11 [-0.03, 0.25]	0%	NA	
Sensitivity: ROB	7	1927	0.02 [-0.11, 0.14]	33%	NA	
Sensitivity: excl change scores	9	1255	0.05 [-0.08, 0.18]	19%	NA	
Sensitivity: correlation est 0.80	13	2400	0.00 [-0.07, 0.07]	0%	NA	
Sensitivity: correlation est 0.90	13	2400	-0.01 [-0.08, 0.06]	10%	NA	
Sensitivity: ICC=0	13	2400	0.00 [-0.07, 0.07]	0%	NA	
Subgroup: Intv duration ≤ 12 months	14	4862	0.01 [-0.07, 0.09]	0%	NA	
Subgroup: Intv duration > 12 months	0	0	NA	-	NA	
Subgroup: Intv type - Diet only	3	1098	-0.04 [-0.16, 0.08]	0%	Chi ² = 5.80 (P = 0.05)	
Subgroup: Intv type - PA only	3	386	0.22 [0.02, 0.42]	0%	NA	
Subgroup: Intv type - Diet + PA	8	3378	-0.02 [-0.15, 0.11]	0%	NA	
Subgroup: Intv type - Other	0	0	NA	-	NA	
Subgroup: Continent Australia	1	46	-0.19 [-0.81, 0.43]	-	Chi ² = 0.51 (P = 0.47)	
Subgroup: Continent Europe	2	1206	0.12 [-0.21, 0.45]	83%	NA	
Subgroup: Continent North America	10	1148	-0.01 [-0.12, 0.10]	0%	NA	
Health care service	1	121	-0.48 [-0.95, -0.01]	-	NA	⊕⊕ Low ^{a,d}
Subgroup: age 6–12 years	0	0	NA	-	NA	
Subgroup: age 13–18 years	1	121	-0.48 [-0.95, -0.01]	-	NA	
Sensitivity: ROB	0	0	NA	-	NA	
Sensitivity: excl change scores	NA	NA	NA	-	NA	
Sensitivity: correlation est 0.80	NA	NA	NA	-	NA	
Sensitivity: correlation est 0.90	NA	NA	NA	-	NA	
Sensitivity: ICC=0	NA	NA	NA	-	NA	
Subgroup: Intv duration ≤ 12 months	1	121	-0.48 [-0.95, -0.01]	-	NA	
Subgroup: Intv type - Diet + PA	1	121	-0.48 [-0.95, -0.01]	-	NA	

Table 2: Results by setting for primary, subgroup and sensitivity meta-analyses.

*Std. Mean Difference (IV, Random, 95% CI).

^a downgraded one level for risk of bias: most information from studies at low or unclear risk of bias.

^b downgraded one level for inconsistency: heterogeneity was not fully explained in subgroup analysis by age, intervention duration or type.

^c downgraded one level for imprecision: the confidence intervals contained the null value.

^d downgraded one level for imprecision: total sample size was fewer than 400 participants.

est = estimate, excl = excluded, GRADE = Grading of Recommendations Assessment, Development and Evaluation, intv = intervention, NA = not applicable, PA = physical activity, ROB = risk of bias, SMD = standard mean difference.

Meta-analysis of 13 trials (2,400 participants) comparing home-based childhood obesity prevention interventions to control revealed no overall significant effect on BMI (SMD 0.01, 95% CI -0.07 to 0.09; I² = 0%; low certainty evidence; Table 2; Supplementary File Figure S4).

Fifty-six studies were not pooled (no suitable BMI data (n = 38), no assessment of BMI (n = 13), comparative effectiveness study design (n = 4); Table 1) which reported mixed findings. Briefly, of the 39 studies not pooled that measured BMI, 22 (56%) reported an effect in a positive direction (10 of 23 school-based studies; 2

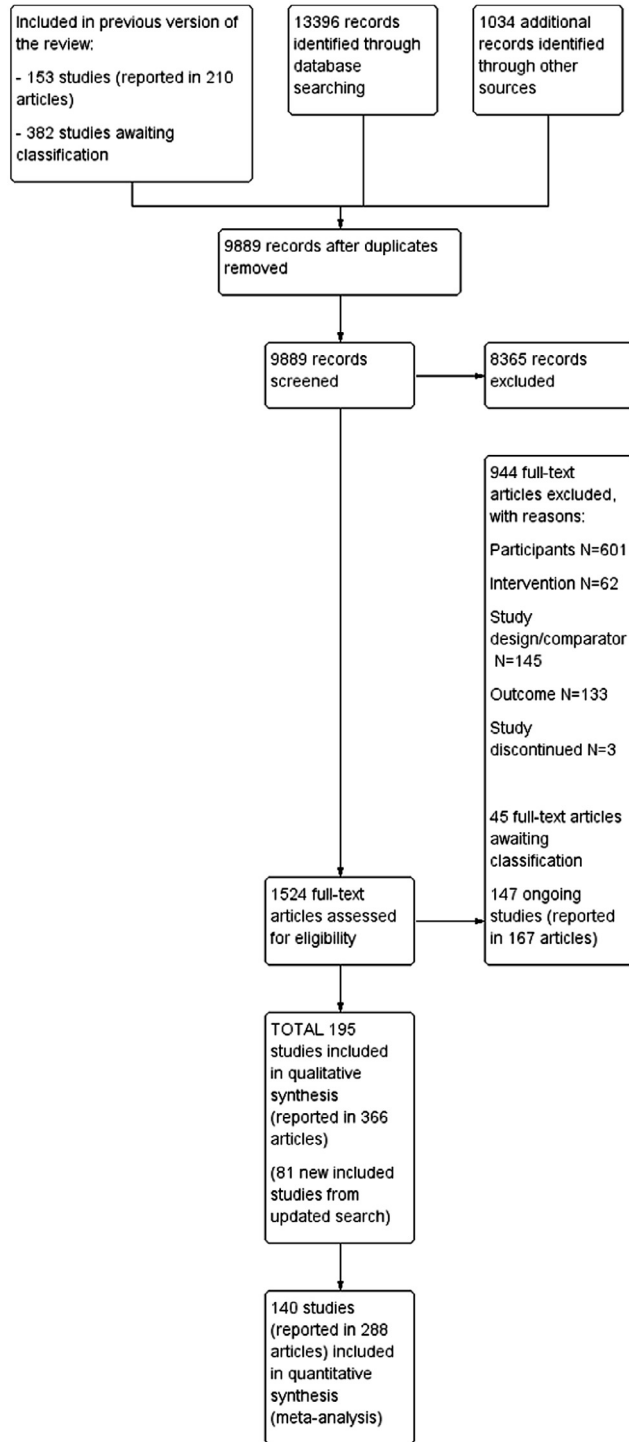
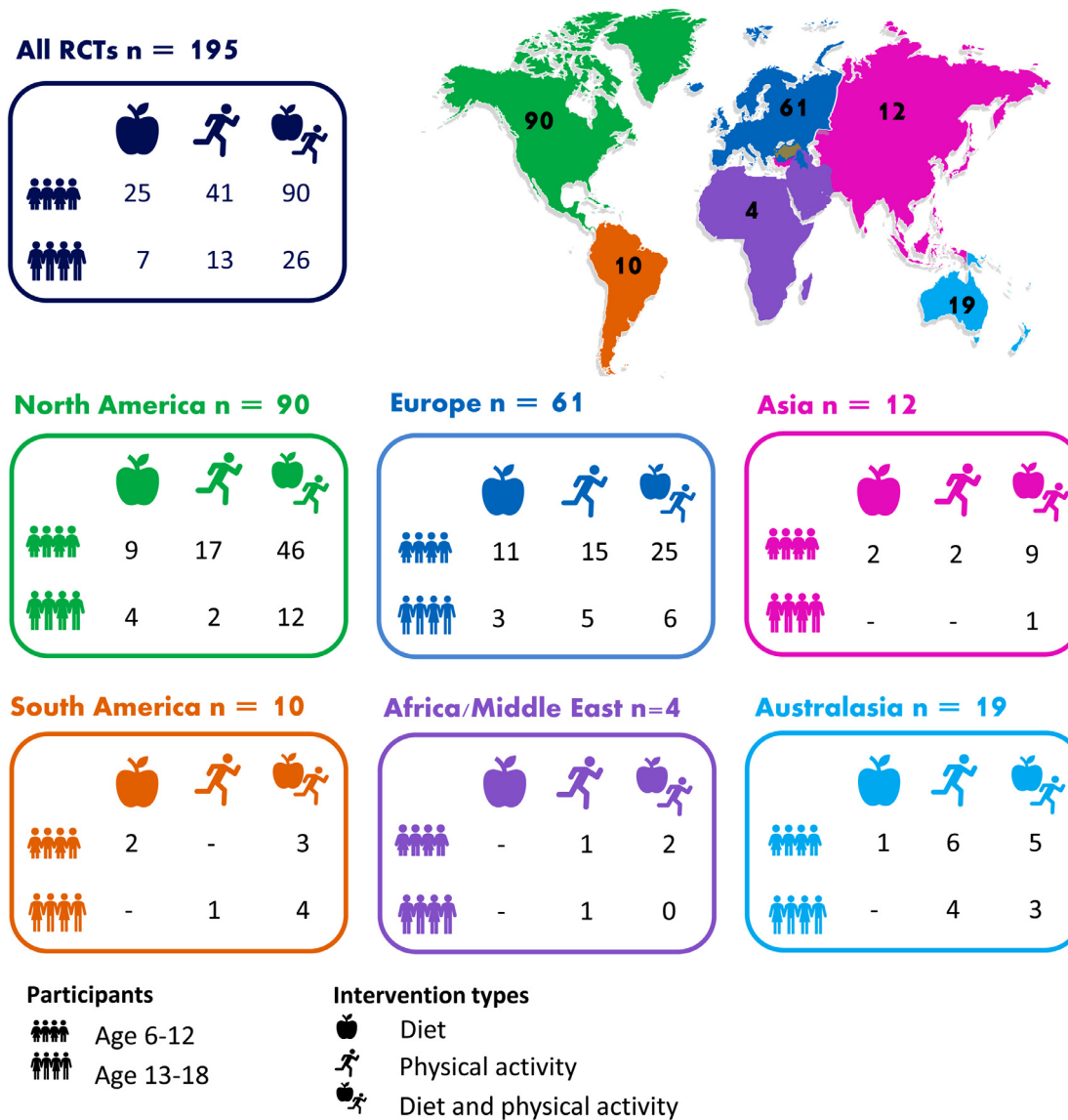


Figure 1. Study flow diagram.



Legend: RCTs – randomised controlled trials

Footnotes ^a. Totals in boxes by age indicate number of different intervention types of each active intervention arm. NB. Two RCTs of ‘other’ intervention types are not represented (BMI reporting in ages 6-12: Madsen 2021; Mindfulness in ages 13-18: Shomaker 2019), three RCTs tested three treatment arms each (diet, physical activity, diet and physical activity) in ages 6-12 (Ickovics 2019; Warren 2003, Xu 2017), one RCT tested two treatment arms (diet, diet and physical activity) in ages 6-12 (Sevinc 2011), one RCT tested their intervention in children aged 6-12 and 13-18 years; one RCT that tested a diet and physical activity intervention in ages 13-18 years was conducted in both North American and Europe.

Figure 2. Distribution of studies by continent, child age and intervention type.^a

of 2 after-school program studies; 5 of 6 community-based studies; 2 of 4 home-based studies; 3 of 4 health care service studies). Of the 13 studies that reported other weight outcomes, eight (62%) reported an effect in a positive direction on at least one weight outcome. One of the four comparative effectiveness

studies,^{52,81,104,159} reported a greater effect on a weight outcome.¹⁰⁴

Results from all sensitivity analyses were similar to primary analysis results (Table 2).

No differential effects were found in subgroup analyses by age or geographic region for any setting (Table 2).

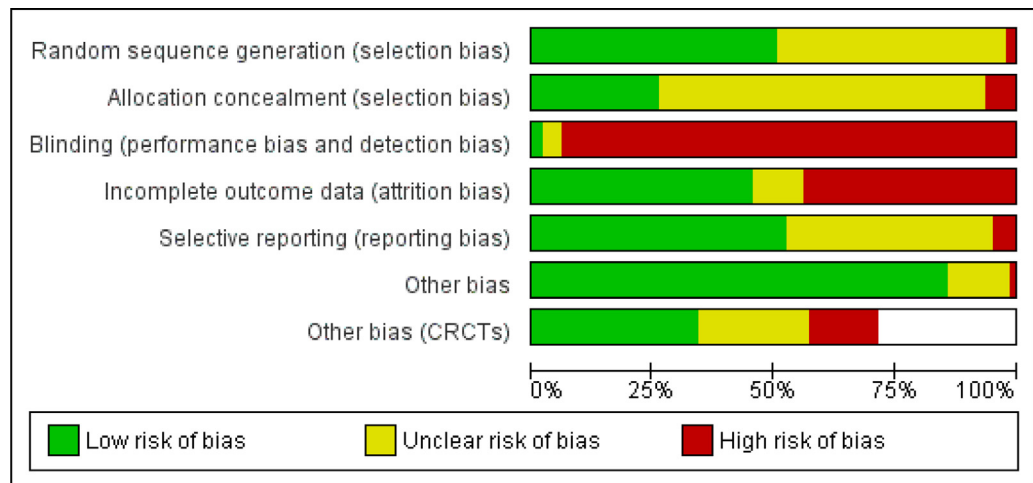


Figure 3. Risk of bias graph of studies included in meta-analysis.

Heterogeneity was evident for school-based ($I^2 = 56\%$) and after-school program interventions ($I^2 = 76\%$), which subgroup analysis by age, intervention duration and type did not entirely explain (Table 2).

Results from the meta-regression identified no association between any covariates assessed and the overall SMD for BMI ($F(df_1 = 11, df_2 = 128) = 0.77; p = 0.6645; R^2 = 0$; Supplementary File Table S3), with the I^2 indicating 54% of the variability was attributable to between study variation (with similar results from the Knapp-Hartung and permutation tests).

Fifty-three studies reported assessing potential adverse events, including unhealthy weight control behaviours, change in prevalence of underweight, adverse body image-related consequences, and quality of life (Supplementary File Table S1). The majority (43/53) reported no evidence of an adverse effect (low quality evidence). Eight studies reported one or more unintended adverse effects on an outcome other than weight. Three school-based studies reported an increase in unhealthy weight control or weight concern behaviours,^{139,208,226} and one school, after-school program or home study each reported increased peer weight talk,¹⁴⁷ minor ankle sprains,³³ bruises and strained muscles/tendons,²⁰³ depressive symptom score,¹⁵¹ overexercising,¹³⁹ or increase food intake,¹⁹⁵ in intervention compared to control participants. Two studies reported dizziness in both intervention and control groups due to medical procedures (blood drawing,^{33,106} venipuncture).¹⁰⁵ One study reported adverse effects were observed but did not report what they were.⁷²

Ten studies reported findings from cost effectiveness analyses and 28 reported absolute costs (Supplementary File Table S1). Pooling of cost effectiveness data was not possible due to the heterogeneity of interventions and outcomes, however nine reported the intervention to be

cost effective (low quality evidence).^{38,53,65,92,109,124,135,138,186,229}

Inspection of funnels plots (Supplementary File Appendix B) suggested potential reporting bias for only ASP interventions, which may have led to an overestimation of the magnitude of effect. However, given the overall null effect for ASPs such assessment does not change the conclusions. Eggers tests to investigate publication bias did not identify any evidence of publication bias in any setting, including ASPs (Supplementary File Appendix C).

Discussion

This review, which represents the most comprehensive synthesis of childhood obesity prevention interventions for school-aged children to date, found an effect for school-based obesity prevention interventions, albeit it modest, equivalent to a 0.11 improvement in BMI. These findings are consistent with those from the previous Cochrane review on this topic and other reviews in the field.¹⁷ No overall effect was found for after-school programs, community or home interventions. However, while the confidence intervals included zero, the point estimate for after-school programs was more than twice that of school-based studies. Presence of adverse effects were uncommon (10/53 studies) and not severe, including minor sprains and increases in unhealthy weight control in small proportions of children. No conclusions could be drawn regarding cost effectiveness due to limited reporting (10/195), and meta-regression analyses across all settings found none of the examined study characteristics were associated with an effect on BMI.

The distribution of characteristics of the 81 new studies were similar to the existing Cochrane review,¹⁷ with studies primarily conducted in high (85% v 84%) and upper middle-income countries (15% v 15%), schools

(67% v 70%), targeting younger school-aged children (76% v 74%), testing diet plus physical activity interventions (59% v 61%), and were interventions of less than or equal to 12 months in duration (77% v 73%). The update did not identify any new studies in low- or lower middle-income countries. Two new obesity prevention studies were identified that did not include an explicit diet or physical activity component indicating some diversification in intervention content, although neither reported a positive effect. The limited effects from such a large number of RCTs targeting diet and physical activity suggests a better understanding of how these interventions work, or do not work, is needed prior to development of new interventions.

While comparison between this update and the existing Cochrane review¹⁷ is limited given differential approaches to synthesis, both similarly concluded childhood obesity prevention interventions have modest to no effect on child weight. These findings are also generally consistent with other systematic reviews of childhood obesity prevention interventions.^{20,232}

Some limitations and potential biases of the review methods should be noted. The selection criteria of an explicit obesity prevention aim and RCT design may have excluded, and may explain the lack of studies, in low/low-middle countries. In such countries, obesity prevention studies are frequently integrated more broadly with related issues of the double burden of malnutrition, undernutrition and food insecurity, and randomized designs are less common.¹⁶ While the income level of countries in which studies were tested was considered in meta-regression analyses, and there were no differential effects identified in subgroup analyses by continent, the specific impact of how the different contexts in each country impacts on the effectiveness of interventions is unknown. Additionally, the RCT design selection criteria may have excluded population-wide or system level intervention studies including those that combine interventions across multiple settings which may have considerable potential for population level impact. RCT designs for these types of studies are often not appropriate or feasible, and are more frequently tested in quasi-experimental or implementation research designs which were not included in this review.

Studies were restricted to those reporting an intervention and first follow-up of 12 weeks or greater, which may have excluded brief interventions with short-term follow up (e.g. ^{233–235}). Such approaches may be more easily implemented at scale, less costly and, if effective at longer-term follow-up, more appealing to policy-makers and health decision makers, and may warrant separate synthesis. Additionally, studies that targeted diet and physical activity but did not measure a weight outcome were excluded from the review. This may have excluded studies with a meaningful positive impact on a proximal outcome of obesity, such as diet or physical

activity. Additionally, the review did not synthesize any outcome data related to diet, physical activity or other potential co-benefits of obesity prevention interventions (e.g. mental health status). Finally, the findings of the review are limited to those studies published up to 30 June 2021. Whilst additional eligible studies may have been published since this date, it is unlikely their inclusion would make substantial difference to the point estimates, nor key conclusions of the review due the large number of studies included in the review to date, especially in the school setting.

In terms of implications for policy and practice, there is moderate certainty evidence, as assessed by the GRADE approach, for the continued implementation and ongoing investment of school-based obesity prevention interventions, which appear unlikely to cause serious harm. While observed pooled effects were small, small improvements in obesity can have a meaningful effect when implemented at a population level and has likely contributed to the reduced trajectory of overweight and obesity that has been observed in some high-income countries.²³⁶ The potential public health benefits of such interventions however likely depend on consideration of their cost, and government capacity to deliver at scale given their relatively small effects on BMI.

The lack of effects of primary analyses pooling childhood obesity prevention interventions in after-school program, home and community settings need to be interpreted with caution given the considerable variability of interventions, the low to very low-certainty evidence, and identification of some high-quality studies in these settings with positive effects. This is echoed by the sensitivity analysis results for after-school programs excluding studies at high risk of bias, which may suggest the potential benefit of high-quality studies in this setting. Additionally, findings for studies conducted in health care settings were limited due to their scarcity.

Surprisingly none of the hypothesized variables included in the meta-regression accounted for any of the observed heterogeneity in the final model. This suggests that other intervention or population characteristics may need to be explored to advance the childhood obesity field. This could include a comprehensive examination of the effectiveness of intervention components and the behavior change techniques that underpin them; or the wider determinants of health that interventions target.²³⁷ Similarly, a better understanding may be required of the impact of factors that likely impact on effectiveness of interventions such as consumer co-production, differential effectiveness between population groups that may widen health inequities,²³⁸ or the duration of investment required for population-wide impact. Given the distal nature of weight status, synthesis of proximal outcomes such as diet and physical activity may be important to identify additional promising obesity prevention interventions that warrant

implementation. Synthesis of published and unpublished adverse, cost and other co-benefit outcomes assessed in obesity prevention interventions may also provide a more complete picture of obesity prevention intervention impact. Finally, synthesis of large-scale community-based interventions, ‘upstream’ interventions based on the wider determinants of health that target system or environmental changes,²³⁷ and other interventions that have adopted non-RCT designs, may be important to guide childhood obesity prevention policymaking, particularly for low- and middle-income countries where the evidence is scant.

Contributors

All review authors contributed to the conception of the research and were involved in the preparation of the review including providing critical comment on drafts. RKH led the review update and manuscript drafting. RKH and KMO screened titles and abstracts and full texts to determine trial eligibility. THMM managed data access from the Brown and Moore et al review to this review team. THMM/CS was 3rd reviewer to determine trial eligibility. KMO, SL and RKH extracted data from eligible trials. RKH and KMO conducted and verified the meta-analyses. AH conducted the meta-regression. KMO, THMM, CS, SY and SL assessed risk of bias, and RKH was 3rd reviewer where consensus was not achieved. RKH, KMO and LW assessed quality of trials (GRADE). All review authors contributed to, critically reviewed and approved the final manuscript; had full access to all the data in the study; and final responsibility for the decision to submit for publication.

Declaration of interests

We declare no competing interests.

Acknowledgements

We would like to greatly acknowledge Ms Debbie Booth from the University of Newcastle for conducting the updated search, and the authors of the previous versions of the Cochrane review of childhood obesity prevention interventions in children.¹⁷

RKH is supported by NHMRC Early Career Fellowship (APP1160419). THMM was supported by the NIHR Applied Research Collaboration West (ARC West) at University Hospitals Bristol and Weston NHS Foundation Trust, UK. LW is funded by a NHMRC Investigator grant (APP1197022).

Supplementary materials

Supplementary material associated with this article can be found in the online version at doi:10.1016/j.eclinm.2022.101635.

References

- World Obesity. Childhood obesity: maintaining momentum during COVID-19. 2019. <https://www.worldobesity.org/news/childhood-obesity-maintaining-momentum-during-covid-19>.
- World Health Organization. *Obesity: Preventing and Managing the Global Epidemic*, Geneva, Switzerland: Report of a WHO consultation; 2000.
- World Health Organization. Obesity and overweight. 2021. <https://www.who.int/news-room/fact-sheets/detail/obesity-and-overweight>.
- World Health Organization. *Report on commission on: ending childhood obesity*. Geneva, Switzerland: World Health Organization; 2017.
- NHS Digital. National Child Measurement Programme, England 2020/21 School Year. England, 2021. <https://digital.nhs.uk/data-and-information/publications/statistical/national-child-measurement-programme/2020-21-school-year>.
- Lange SJ, Kompaniyets L, Freedman DS, et al. Longitudinal trends in body mass index before and during the COVID-19 pandemic among persons aged 2–19 years — United States, 2018–2020. *MMWR Morb Mortal Wkly Rep*. 2021;70(37):1278–1283.
- The Lancet Diabetes Endocrinology. Childhood obesity: a growing pandemic. *Lancet Diabetes Endocrinol*. 2022;10(1):1.
- Stanaway JD, Afshin A, Gakidou E, et al. Global, regional, and national comparative risk assessment of 84 behavioural, environmental and occupational, and metabolic risks or clusters of risks for 195 countries and territories, 1990–2017: a systematic analysis for the Global Burden of Disease Stu. *Lancet North Am Ed*. 2018;392(10159):1923–1994.
- Withrow D, Alter DA. The economic burden of obesity worldwide: a systematic review of the direct costs of obesity. *Obes Rev*. 2011;12(2):131–141.
- World Health Organization. Why does childhood overweight and obesity matter? 2020. <https://www.who.int/news-room/questions-and-answers/item/noncommunicable-diseases-childhood-overweight-and-obesity#:~:text=Childhood%20obesity%20is%20associated%20with,diseases%20at%20a%20younger%20age>.
- The Lancet Public Health. Childhood obesity beyond COVID-19. *Lancet Public Health*. 2021;6(8):e534.
- United Nations. *United Nations Decade of Action on Nutrition 2016–2025 Work Programme*. Geneva, Switzerland: United Nations; 2016.
- World Health Organization. *Global action plan for the prevention and control of noncommunicable diseases 2013–2020*. World Health Organization; 2017. <https://apps.who.int/iris/handle/10665/94384>.
- Hawkes C, Jewell J, Allen K. A food policy package for healthy diets and the prevention of obesity and diet-related non-communicable diseases: the NOURISHING framework. *Obes Rev*. 2013;14:159–168.
- Swinburn, Boyd A et al. The global syndemic of obesity, undernutrition, and climate change: the Lancet Commission Report, *The Lancet*, 393 (10173), 2019, 791–846.
- World Health Organization. *Population-Based Approaches to Childhood Obesity Prevention*. Geneva, Switzerland: WHO Document Production Services; 2012.
- Brown T, Moore TH, Hooper L, et al. Interventions for preventing obesity in children. *Cochrane Database Syst Rev*. 2019;7(7):CD001871.
- Kite J, Indig D, Mihrshahi S, Milat A, Bauman A. Assessing the usefulness of systematic reviews for policymakers in public health: a case study of overweight and obesity prevention interventions. *Prev Med*. 2015;81:99–107.
- Wolfenden L, Wiggers J, Tursan D, Espaignet E, Bell AC. How useful are systematic reviews of child obesity interventions? *Obes Rev*. 2010;11(2):159–165.
- Liu Z, Xu H-M, Wen L-M, et al. A systematic review and meta-analysis of the overall effects of school-based obesity prevention interventions and effect differences by intervention components. *Int J Behav Nutr Phys Act*. 2019;16(1):95.
- Thompson SG, Higgins JP. How should meta-regression analyses be undertaken and interpreted? *Stat Med*. 2002;21(11):1559–1573.
- Coventry PA, Hudson JL, Kontopantelis E, et al. Characteristics of effective collaborative care for treatment of depression: a systematic review and meta-regression of 74 randomised controlled trials. *PLoS One*. 2014;9(9):e108114.
- Michie S, Abraham C, Whittington C, McAteer J, Gupta S. Effective techniques in healthy eating and physical activity interventions: a meta-regression. *Health Psychol*. 2009;28(6):690–701.
- Higgins JPT, Altman DG, JAC S. Chapter 8: assessing risk of bias in included studies. In: Higgins JPT CR, Chandler J,

- Cumpston MS, eds. *Cochrane Handbook for Systematic Reviews of Interventions version 5.20 (updated June 2017)*. Cochrane; 2017.
- 25 Schünemann H, Brożek J, Guyatt G, Oxman A. *GRADE Handbook: Grading of Recommendations, Assessment, Development and Evaluation (GRADE) Working Group*; 2013.
 - 26 Higgins JPT, Eldridge S, Li T, et al. Chapter 23: including variants on randomized trials. In: Higgins JPT, Thomas J, Chandler J, eds. *Cochrane Handbook for Systematic Reviews of Interventions version 6.1*. Cochrane; 2020.
 - 27 Review Manager (RevMan). 5.4 ed: the Cochrane Collaboration; 2020.
 - 28 Deeks JJ, Higgins JPT, Altman DG, et al. Chapter 10: analysing data and undertaking meta-analyses. In: Higgins JPT, Thomas J, Chandler J, eds. *Cochrane Handbook for Systematic Reviews of Interventions Version 6.1*. Cochrane; 2020.
 - 29 Morris SB, DeShon RP. Combining effect size estimates in meta-analysis with repeated measures and independent-groups designs. *Psychol Methods*. 2002;7(1):105–125.
 - 30 Higgins JPT, Li T, Deeks JJ, et al. Chapter 6: choosing effect measures and computing estimates of effect. In: Higgins JPT, Thomas J, Chandler J, eds. *Cochrane Handbook for Systematic Reviews of Interventions version 6.2 (updated February 2021)*. Cochrane; 2021.
 - 31 Higgins JPT, Thomas J, Chandler J, et al. *Cochrane Handbook for Systematic Reviews of Interventions version 6.1*. Cochrane; 2020.
 - 32 Schünemann HJ, Vist GE, Higgins JPT, et al. Chapter 15: interpreting results and drawing conclusions. In: Higgins JPT, Thomas J, Chandler J, eds. *Cochrane Handbook for Systematic Reviews of Interventions version 6.2 (updated February 2021)*. Cochrane; 2021.
 - 33 Martínez-Vizcaino V, Mairena Sánchez-López M, Notario-Pacheco B, et al. Gender differences on effectiveness of a school-based physical activity intervention for reducing cardiometabolic risk: a cluster randomized trial. *Int J Behav Nutr Phys Act*. 2014;11:154.
 - 34 Higgins JPT, Thompson SG, Deeks JJ, Altman DG. Measuring inconsistency in meta-analyses. *BMJ*. 2003;327(7414):557.
 - 35 School anti-“fizzy drinks” programme helps to prevent obesity in children. *Evid-Based Healthc Public Health*. 2004;8(6):368–369.
 - 36 The World Bank. World Bank Country and lending groups. 2021. <https://datahelpdesk.worldbank.org/knowledgebase/articles/906519-world-bank-country-and-lending-groups>.
 - 37 Higgins JPT, Thompson SG. Controlling the risk of spurious findings from meta-regression. *Stat Med*. 2004;23(11):1663–1682.
 - 38 Adab P, Pallan MJ, Lancashire ER, et al. Effectiveness of a childhood obesity prevention programme delivered through schools, targeting 6 and 7 year olds: cluster randomised controlled trial (WAVES study). *BMJ*. 2018;360:k211.
 - 39 Amaro SV, Di Costanzo A, Madeo A, Kalèdo, a new educational board-game, gives nutritional rudiments and encourages healthy eating in children: a pilot cluster randomized trial. *Eur J Pediatr*. 2006;165(9):630–635.
 - 40 Andrade S, Lachat C, Ochoa-Aviles A, et al. A school-based intervention improves physical fitness in Ecuadorian adolescents: a cluster-randomized controlled trial. *Int J Behav Nutr Phys Act*. 2014;11:153.
 - 41 Arlinghaus KR, Ledoux TA, Johnston CA. Randomized controlled trial to increase physical activity among Hispanic-American Middle School Students. *J Sch Health*. 2021;02.
 - 42 Baranowski TB, Cullen JC, Thompson KW, et al. The Fun, Food, and Fitness Project (FFFP): the Baylor GEMS pilot study. *Ethn Dis*. 2003;13(suppl 1):S30–S59.
 - 43 Baranowski TB, Thompson J, Buday DR, et al. Video game play, child diet, and physical activity behavior change: a randomized clinical trial. *Am J Prev Med*. 2011;40(1):33–38.
 - 44 Barbeau P, Johnson MH, Howe CA, et al. Ten months of exercise improves general and visceral adiposity, bone, and fitness in black girls. *Obesity*. 2007;15(8):2077–2085.
 - 45 Barnes AT, Plotnikoff RC, Collins CE, Morgan PJ. Feasibility and preliminary efficacy of the MADE4Life program: a pilot randomized controlled trial. *J Phys Act Health*. 2015;12(10):1378–1393.
 - 46 Beech BM, Klesges RC, Kumanyika SK, et al. Child- and parent-targeted interventions: the Memphis GEMS pilot study. *Ethn Dis*. 2003;13(suppl 1):S40–S53.
 - 47 Black MM, Hager ER, Le K, et al. Challenge! Health promotion/obesity prevention model among urban, black adolescents. *Pediatrics*. 2010;126(2):280–288.
 - 48 Bogart LME, Cowgill MN, Klein BO, et al. Two-year BMI outcomes from a school-based intervention for nutrition and exercise: a randomized trial. *Pediatrics*. 2016;137(5):e20152493.
 - 49 Bohnert AMW, A K. Making a difference: evaluating the Girls in the Game (GIG) after-school program. *J Early Adolesc*. 2013;33(1):5–16.
 - 50 Bonsergent EA, Thilly N, Tessier N, et al. Overweight and obesity prevention for adolescents: a cluster randomized controlled trial in a school setting. *Am J Prev Med*. 2013;44(1):30–39.
 - 51 Brandstetter SK, Berg J, Galm S, et al. Overweight prevention implemented by primary school teachers: a randomised controlled trial. *Obesity Facts*. 2012;5(1):1–11.
 - 52 Branscum P, Wang LL, Sharma M, Bradley BRA. A true challenge for any superhero: an evaluation of a comic book obesity prevention program. *Fam Community Health*. 2013;36(1):63–76.
 - 53 Breheny K, Passmore S, Adab P, et al. Effectiveness and cost-effectiveness of The Daily Mile on childhood weight outcomes and well-being: a cluster randomised controlled trial. *Int J Obes*. 2020;44(4):812–822.
 - 54 Brito Beck da Silva K, Ortelan N, Giardini Murta S, et al. Evaluation of the Computer-Based Intervention Program Stayingfit Brazil to promote healthy eating habits: the results from a school cluster-randomized controlled trial. *Int J Environ Res Public Health*. 2019;16(10):14.
 - 55 Brown BN, Noonan C, Harris KJ, et al. Developing and piloting the Journey to Native Youth Health program in Northern Plains Indian communities. *Diabetes Educ*. 2013;39(1):109–118.
 - 56 Caballero BC, Davis T, Ethelbah SM, et al. Pathways: a school-based, randomized controlled trial for the prevention of obesity in American Indian schoolchildren. *Am J Clin Nutr*. 2003;78(5):1030–1038.
 - 57 Cao ZJ, Wang SM, Chen Y. A randomized trial of multiple interventions for childhood obesity in China. *Am J Prev Med*. 2015;48(5):552–560.
 - 58 Carlin A, Murphy MH, Nevill A, Gallagher AM. Effects of a peer-led Walking In Schools intervention (the WISH study) on physical activity levels of adolescent girls: a cluster randomised pilot study. *Trials*. 2018;19(1):31.
 - 59 Chai LK, Collins CE, May C, et al. Feasibility and efficacy of a web-based family telehealth nutrition intervention to improve child weight status and dietary intake: a pilot randomised controlled trial. *J Telemed Telecare*. 2019;27(3):146–158. 1357633×19865855.
 - 60 Chen JLW, Heyman S, Lustig MB, H R. Efficacy of a child-centred and family-based program in promoting healthy weight and healthy behaviors in Chinese American children: a randomized controlled study. *J Public Health*. 2010;32(2):219–229.
 - 61 Chen JLW, Heyman S, Cooper MB, Lustig B, H R. The efficacy of the web-based childhood obesity prevention program in Chinese American adolescents (Web ABC study). *J Adolesc Health*. 2011;49(2):148–154.
 - 62 Choo J, Yang H-M, Jae S-Y, Kim H-J, You J, Lee J. Effects of the healthy children, healthy families, healthy communities program for obesity prevention among vulnerable children: a cluster-randomized controlled trial. *Int J Environ Res Public Health*. 2020;17(8):2895.
 - 63 Christiansen LBT, Boyle M, Kristensen E, Troelsen PL. Effect of a school environment intervention on adolescent adiposity and physical fitness. *Scand J Med Sci Sports*. 2013;23(6):e381–e389.
 - 64 Clemes SA, Bingham DD, Pearson N, et al. Stand out in class: restructuring the classroom environment to reduce sitting time – findings from a pilot cluster randomised controlled trial. *Int J Behav Nutr Phys Act*. 2020;17(1):55.
 - 65 Coleman KJT, Sanchez CL, Heath J, et al. Prevention of the epidemic increase in child risk of overweight in low-income schools. *Arch Pediatr Adolesc Med*. 2005;159:217–224.
 - 66 Coleman KJ, Shordon M, Caparosa SL, Pomichowski ME, Dzewaltowski DA. The healthy options for nutrition environments in schools (Healthy ONES) group randomized trial: using implementation models to change nutrition policy and environments in low income schools. *Int J Behav Nutr Phys Act*. 2012;9:80.
 - 67 Cunha DB, Pereira S, Sichiari RA, R. Effectiveness of a randomized school-based intervention involving families and teachers to prevent excessive weight gain among adolescents in Brazil. *PLoS One*. 2013;8(2):e57498-e.
 - 68 Damsgaard CTD, Dalskov S-M, Laursen RP, et al. Provision of healthy school meals does not affect the metabolic syndrome score in 8-11-year-old children, but reduces cardiometabolic risk markers despite increasing waist circumference. *Br J Nutr*. 2014;112(11):1826–1836.
 - 69 Davis JN, Pérez A, Asigbee FM, et al. School-based gardening, cooking and nutrition intervention increased vegetable intake but

- did not reduce BMI: Texas sprouts - a cluster randomized controlled trial. *Int J Behav Nutr Phys Act.* 2021;18(1):1–14.
- 70 de Greeff JWH, Mullender-Wijnsma E, Bosker MJ, Doolaard RJ, Visscher S, C. Effect of physically active academic lessons on body mass index and physical fitness in primary school children. *J Sch Health.* 2016;86(5):346–352.
- 71 de Heer HD, Koehly K, Pederson P, Morera R. Effectiveness and spillover of an after-school health promotion program for Hispanic elementary school children. *Am J Public Health.* 2011;101(10):1907–1913.
- 72 de Ruyter JC, Olthof MR, Seidell JC, Katan MB. A trial of sugar-free or sugar-sweetened beverages and body weight in children. *N Engl J Med.* 2012;367(15):1397–1406.
- 73 Dewar DLM, Plotnikoff PJ, Okely RC, et al. The nutrition and enjoyable activity for teen girls study: a cluster randomized controlled trial. *Am J Prev Med.* 2013;45(3):313–317.
- 74 Donnelly JEG, Gibson JL, Smith CA, et al. Physical Activity Across the Curriculum (PAAC): a randomized controlled trial to promote physical activity and diminish overweight and obesity in elementary school children. *Prev Med.* 2009;49(4):336–341.
- 75 Drummy C, Breslin G, Murtagh EM, McKee DP. The effect of a classroom activity break on physical activity levels and adiposity in primary school children. *J Paediatr Child Health.* 2016;52(7):745–749.
- 76 Duncan S, Stewart T, McPhee J, et al. Efficacy of a compulsory homework programme for increasing physical activity and improving nutrition in children: a cluster randomised controlled trial. *Int J Behav Nutr Phys Act.* 2019;16(1):80.
- 77 Dunker KLL, Claudino AM. Preventing weight-related problems among adolescent girls: a cluster randomized trial comparing the Brazilian 'New Moves' program versus observation. *Obes Res Clin Pract.* 2018;12(1):102–115.
- 78 Ebbeling CBF, Osganian HA, Chomitz SK, Ellenbogen VR, Ludwig SJ, D S. Effects of decreasing sugar-sweetened beverage consumption on body weight in adolescents: a randomized, controlled pilot study. *Pediatrics.* 2006;117:673–680.
- 79 El Ansari WEA, Moseley S, L. Associations between physical activity and health parameters in adolescent pupils in Egypt. *Int J Environ Res Public Health.* 2010;7(4):1649–1669.
- 80 Elder JPC, Corder NC, Ayala K, et al. Childhood obesity prevention and control in city recreation centres and family homes: the MOVE/me Muevo Project. *Pediatr Obes.* 2014;9(3):218–231.
- 81 Epstein LH, Raynor CC, Beddome HA, Kilanowski M, Paluch CK, R. Increasing fruit and vegetable intake and decreasing fat and sugar intake in families at risk for childhood obesity. *Obes Res.* 2001;9(3):171–178.
- 82 Ezendam NPB, Oenema J, A. Evaluation of the web-based computer-tailored FATaintPHAT intervention to promote energy balance among adolescents: results from a school cluster randomized trial. *Arch Pediatr Adolesc Med.* 2012;166(3):248–255.
- 83 Fairclough SJH, Davies AF, Gobbi IG, et al. Promoting healthy weight in primary school children through physical activity and nutrition education: a pragmatic evaluation of the CHANGE! randomised intervention study. *BMC Public Health.* 2013;13:626.
- 84 Farias Edos SG, Morcillo EM, Guerra-Junior AM, Amancio G, O M. Effects of programmed physical activity on body composition in post-pubertal schoolchildren. *J Pediatr.* 2015;91(2):122–129.
- 85 Farmer VLW, Mann SM, Schofield JI, McPhee G, Taylor JC, R W. The effect of increasing risk and challenge in the school playground on physical activity and weight in children: a cluster randomised controlled trial (PLAY). *Int J Obes.* 2017;41(5):793–800.
- 86 Ford PA, Perkins G, Swaine I. Effects of a 15-week accumulated brisk walking programme on the body composition of primary school children. *J Sports Sci.* 2013;31(2):114–122.
- 87 Foster GDS, Borradaile S, Grundy KE, et al. A policy-based school intervention to prevent overweight and obesity. *Pediatrics.* 2008;121(4):e794–e802.
- 88 French SAG, Mitchell AF, Hannan NR, Welsh PJ, E M. Household obesity prevention: take action—a group-randomized trial. *Obesity.* 2011;19(10):2082–2088.
- 89 Fulkerson JAR, Kubik S, Lytle MY, et al. Healthy Home Offerings via the Mealtime Environment (HOME): feasibility, acceptability, and outcomes of a pilot study. *Obesity.* 2010;18(suppl 1):S69–S74.
- 90 Fulkerson JA, Friend S, Flattum C, et al. Promoting healthful family meals to prevent obesity: HOME plus, a randomized controlled trial. *Int J Behav Nutr Phys Act.* 2015;12(1):154.
- 91 Gentile DAW, Eisenmann G, Reimer JC, et al. Evaluation of a multiple ecological level child obesity prevention program: switch what you do, view, and chew. *BMC Med.* 2009;7:49.
- 92 Gortmaker SLP, Wiecha K, Sobal J, et al. Reducing obesity via a school-based interdisciplinary intervention among youth. *Arch Pediatr Adolesc Med.* 1999;153(4):409–418.
- 93 Greve JHE. Evaluating the impact of a school-based health intervention using a randomized field experiment. *Econ Hum Biol.* 2015;18:41–56.
- 94 Griffin T, Sun Y, Sidhu M, et al. Healthy dads, healthy kids UK, a weight management programme for fathers: feasibility RCT. *BMJ Open.* 2019;9(12):e033534.
- 95 Grydeland MB, Anderssen M, Klepp SA, et al. Effects of a 20-month cluster randomised controlled school-based intervention trial on BMI of school-aged boys and girls: the HEIA study. *Br J Sports Med.* 2014;48(9):768–773.
- 96 Gustafson A, Jilcott Pitts SB, McQuerry K, Babtunde O, Mullins J. A mentor-led text-messaging intervention increases intake of fruits and vegetables and goal setting for healthier dietary consumption among rural adolescents in Kentucky and North Carolina, 2017. *Nutrients.* 2019;11(3):11.
- 97 Gutin BY, Johnson Z, Barbeau M, P. Preliminary findings of the effect of a 3-year after-school physical activity intervention on fitness and body fat: the Medical College of Georgia FitKid Project. *Int J Pediatr Obes.* 2008;3(Suppl 1):3–9.
- 98 Habib-Mourad C, Ghandour LA, Moore HJ, et al. Promoting healthy eating and physical activity among school children: findings from Health-E-PALS, the first pilot intervention from Lebanon. *BMC Public Health.* 2014;10(14):940.
- 99 Habib-Mourad C, Ghandour LA, Maliha C, Dagher M, Kharroubi S, Hwalla N. Impact of a three-year obesity prevention study on healthy behaviors and BMI among Lebanese schoolchildren: findings from Ajyal Salima Program. *Nutrients.* 2020;12(9):2687.
- 100 Haerens LD, Maes B, Cardon L, Stevens G, De Bourdeaudhuij V. Evaluation of a 2-year physical activity and healthy eating intervention in middle school children. *Health Educ Res.* 2006;21(6):911–921.
- 101 Haire-Joshu DN, Elliott MS, Davey M, et al. The use of mentoring programs to improve energy balance behaviors in high-risk children. *Obesity.* 2010;18(suppl 1):S75–S83.
- 102 Haire-Joshu DL, Schwarz CD, Peskoe SB, Budd EL, Brownson RC, CE Joshu. A group randomized controlled trial integrating obesity prevention and control for postpartum adolescents in a home visiting program. *Int J Behav Nutr Phys Act.* 2015;12(1):88.
- 103 Han XL, Chen P. The outcome evaluation of the elementary students about 3-year in system-intervention of nutrition dinner in Yangpu District, Shanghai. *Health Educ Health Promot.* 2006;11:21–24.
- 104 Hannon TS, Saha CK, Carroll AE, et al. The ENCOURAGE healthy families study: A comparative effectiveness trial to reduce risk for type 2 diabetes in mothers and children. *Pediatr Diabetes.* 2018;20:20.
- 105 Harrington DM, Davies MJ, Bodicoat DH, et al. Effectiveness of the 'Girls Active' school-based physical activity programme: a cluster randomised controlled trial. *Int J Behav Nutr Phys Act.* 2018;15(1):40.
- 106 Healthy Study Group. A school-based intervention for diabetes risk reduction. *N Engl J Med.* 2010;363(5):443–453.
- 107 Hendy HMW, Camise KE, T S. Kid's Choice Program improves weight management behaviors and weight status in school children. *Appetite.* 2011;56(2):484–494.
- 108 Herscovici CRK, De Gregorio I, M J. Gender differences and a school-based obesity prevention program in Argentina: a randomized trial. *Rev Panam Salud Publica.* 2013;34(2):75–82.
- 109 Hollis JLS, Campbell R, Morgan L, et al. Effects of a 'school-based' physical activity intervention on adiposity in adolescents from economically disadvantaged communities: secondary outcomes of the 'Physical Activity 4 Everyone' RCT. *Int J Obes.* 2016;40(10):1486–1493.
- 110 Hovell MF, Schmitz KE, Liles S, et al. A randomized controlled trial of orthodontist-based brief advice to prevent child obesity. *Contemp Clin Trials.* 2018;70:53–61.
- 111 Howe CA, Harris RA, Gutin B. A 10-month physical activity intervention improves body composition in young black boys. *J Obes.* 2011;2011:358581.

- 112 Hull PC, Buchowski M, Canedo JR, et al. Childhood obesity prevention cluster randomized trial for Hispanic families: outcomes of the healthy families study. *Pediatr Obes.* 2018;13(11):686–696.
- 113 Ickovics JR, Duffany KO, Shebl FM, et al. Implementing school-based policies to prevent obesity: cluster randomized trial. *Am J Prev Med.* 2019;56(1):e1–e11.
- 114 James JT, Cavan P, Kerr D, D. Preventing childhood obesity by reducing consumption of carbonated drinks: cluster randomised controlled trial. *BMJ.* 2004;328(7450):22.
- 115 Jansen WB, Meima G, Zwaneburg A, Mackenbach EJV, J. Effectiveness of a primary school-based intervention to reduce overweight. *Int J Pediatr Obes.* 2011;6(2-2):e70–e77.
- 116 Johnston CAM, El-Mubasher JP, Gallagher A, Tyler M, Woehler C. Impact of a school-based pediatric obesity prevention program facilitated by health professionals. *J Sch Health.* 2013;83(3):171–181.
- 117 Jones RA, Kelly J, Cliff DP, Batterham M, Okely AD. Acceptability and potential efficacy of single-sex after-school activity programs for overweight and at-risk children: the Wollongong SPORT RCT. *Pediatr Exerc Sci.* 2015;27(4):535–545.
- 118 Kain JC, Moreno F, Leyton L, B. School-based obesity prevention intervention in Chilean children: effective in controlling, but not reducing obesity. *J Obes.* 2014;2014:618293.
- 119 Kennedy SGS, Morgan JJ, Peralta PJ, et al. Implementing resistance training in secondary schools: a cluster randomized controlled trial. *Med Sci Sports Exerc.* 2018;50(1):62–72.
- 120 Khan NAR, Drollette LB, Scudder ES, et al. Impact of the FITKids physical activity intervention on adiposity in prepubertal children. *Pediatrics.* 2014;133(4):e875–e883.
- 121 Kipping RRP, Lawlor C, D A. Randomised controlled trial adapting US school obesity prevention to England. *Arch Dis Childhood.* 2008;93(6):469–473.
- 122 Kipping RRH, Jago LD, Campbell R, et al. Effect of intervention aimed at increasing physical activity, reducing sedentary behaviour, and increasing fruit and vegetable consumption in children: active for Life Year 5 (AFLY5) school based cluster randomised controlled trial. *BMJ.* 2014;348: g3256-g.
- 123 Klesges RCO, Kumanyika E. The Memphis Girls' health Enrichment Multi-site Studies (GEMS): an evaluation of the efficacy of a 2-year obesity prevention program in African American girls. *Arch Pediatr Adolesc Med.* 2010;164(11):1007–1014.
- 124 Kobel SL, Wartha C, Kesztys O, Wirt D, Steinacker T, J M. Effects of a randomised controlled school-based health promotion intervention on obesity related behavioural outcomes of children with migration background. *J Immigr Minor Health.* 2017;19(2):254–262.
- 125 Kocken PLS, Westhoff AM, De Kok E, Taal BP, Goldbohm EM, R A. Effects of a theory-based education program to prevent overweightness in primary school children. *Nutrients.* 2016;8(1):04.
- 126 Kriemler SZ, Schindler L, Meyer C, U. Effect of school based physical activity programme (KISS) on fitness and adiposity in primary schoolchildren: cluster randomised controlled trial. *BMJ.* 2010;340: c785-c.
- 127 Kubik MY, Lee J, Fulkerson JA, Gurvich OV, Sirard JR. School-based secondary obesity prevention for 8- to 12-year-olds: results from the students, nurses, and parents seeking healthy options together randomized trial. *Childhood Obes.* 2021;18:185–195.
- 128 Lana AF-O, Lopez G, M L. Impact of a web-based intervention supplemented with text messages to improve cancer prevention behaviors among adolescents: results from a randomized controlled trial. *Prev Med.* 2014;59:54–59.
- 129 Lappe JM, McMahon DJ, Laughlin A, et al. The effect of increasing dairy calcium intake of adolescent girls on changes in body fat and weight. *Am J Clin Nutr.* 2017;105(5):1046–1053.
- 130 Lazaar NA, Ratel J, Rance S, Meyer M, Duché M. Effect of physical activity intervention on body composition in young children: influence of body mass index status and gender. *Acta Paediatr.* 2007;96(9):1315–1320.
- 131 Leme ACL, Guerra DR, Dewar PH, Toassa D, Philippi EC, S T. Preventing obesity among Brazilian adolescent girls: six-month outcomes of the Healthy Habits, Healthy Girls-Brazil school-based randomized controlled trial. *Prev Med.* 2016;86:77–83.
- 132 Lent MRVV, McCoy SS, Wojtanowski TA, A C, et al. A randomized controlled study of a healthy corner store initiative on the purchases of urban, low-income youth. *Obesity.* 2014;22(12):2494–2500.
- 133 Levy TSMR, Amaya Castellanos C, Salazar Coronel C, Jiménez Aguilar A, Méndez Gómez Humarán I. Effectiveness of a diet and physical activity promotion strategy on the prevention of obesity in Mexican school children. *BMC Public Health.* 2012;12:152.
- 134 Li YPH, Schouten XQ, Liu EG, et al. Report on childhood obesity in China (8): effects and sustainability of physical activity intervention on body composition of Chinese youth. *Biomed Environ Sci.* 2010;23(3):180–187.
- 135 Li B, Pallan M, Liu WJ, et al. The CHIRPY DRAGON intervention in preventing obesity in Chinese primary-school-aged children: a cluster-randomised controlled trial. *PLoS Med /Public Lib Sci.* 2019;16(11):e1002971.
- 136 STEufel Lichtenstein. Prevention of obesity in primary school: a school-based prevention program reduces the risk for obesity in school children. *Monatsschrift für Kinderheilkunde.* 2011;159(8):751–757.
- 137 Liu Z, Li Q, Maddison R, et al. A school-based comprehensive intervention for childhood obesity in China: a cluster randomized controlled trial. *Childhood Obes.* 2019;15(2):105–115.
- 138 Llargues ER, Franco A, Nadal R, et al. Medium-term evaluation of an educational intervention on dietary and physical exercise habits in schoolchildren: the Avall 2 study. *Endocrinología y Nutrición.* 2012;59(5):288–295.
- 139 Lloyd JC, Logan S, Green S, et al. Effectiveness of the Healthy Life-styles Programme (HeLP) to prevent obesity in UK primary-school children: a cluster randomised controlled trial. *Lancet Child Adolesc Health.* 2018;2(1):35–45.
- 140 Lubans DRM, Aguiar PJ, Callister EJ. Randomized controlled trial of the Physical Activity Leaders (PALs) program for adolescent boys from disadvantaged secondary schools. *Prev Med.* 2011;52(3-4):239–246.
- 141 Luszczynska AH, Zarychta K, Liszewska K, Knoll N, Scholz N. Planning and self-efficacy interventions encouraging replacing energy-dense foods intake with fruit and vegetable: a longitudinal experimental study. *Psychol Health.* 2016;31(1):40–64.
- 142 Luszczynska A, Hagger MS, Banik A, Horodyska K, Knoll N, Scholz U. Self-efficacy, planning, or a combination of both? A longitudinal experimental study comparing effects of three interventions on adolescents' body fat. *PLoS One.* 2016;11(7):e0159125.
- 143 Lynch BAG, Maxson N, Quigg J, Swenson S, Kaufman L. Elementary school-based obesity intervention using an educational curriculum. *J Prim Care Commun Health.* 2016;7(4):265–271.
- 144 Macias-Cervantes MHM, Garay-Sevilla JM, Diaz-Cisneros ME, J F. Effect of recreational physical activity on insulin levels in Mexican/Hispanic children. *Eur J Pediatr.* 2009;168(10):1195–1202.
- 145 Madsen KT, Adkins H, Crawford A. School-community partnerships: a cluster-randomized trial of an after-school soccer program. *JAMA, Pediatr.* 2013;167(4):321–326.
- 146 Madsen KL, Gerstein J, Ross D, Myers M, Brown E, Crawford K. Energy balance 4 kids with play: results from a two-year cluster-randomized trial. *Childhood Obes.* 2015;11(4):375–383.
- 147 Madsen KA, Thompson HR, Linchey J, et al. Effect of school-based body mass index reporting in California Public Schools: a randomized clinical trial. *JAMA, Pediatr.* 2021;175(3):251–259.
- 148 Magnusson KTMK, Hrafnkelsson Thor, Sigurgeirsson Hannes, Johannsson Ingvar, Erlingur Sveinsson T. Limited effects of a 2-year school-based physical activity intervention on body composition and cardiorespiratory fitness in 7-year-old children. *Health Educ Res.* 2012;27(3):484–494.
- 149 Marcus C, Nyberg G, Nordenfelt A, Karpmyr M, Kowalski J, Ekelund U. A 4-year, cluster-randomized, controlled childhood obesity prevention study: STOPP. *Int J Obes.* 2009;33(4):408–417.
- 150 Mauriello LMC, Paiva MM, Sherman AL, et al. Results of a multimedia multiple behavior obesity prevention program for adolescents. *Prev Med.* 2010;51(6):451–456.
- 151 Melnyk BMJ, Kelly D, Belyea S, et al. Promoting healthy lifestyles in high school adolescents: a randomized controlled trial. *Am J Prev Med.* 2013;45(4):407–415.
- 152 Meng Y, Lohse B, Cunningham-Sabo L. Sex modifies the association between the CLOCK variant rs1801260 and BMI in school-age children. *PLoS One.* 2020;15(8):e0236991.
- 153 Mihas CM, Manios A, Naska Y, Arapaki A, Mariolis-Sapsakos A, Tountas T. Evaluation of a nutrition intervention in adolescents of an urban area in Greece: short- and long-term effects of the VYRONAS study. *Public Health Nutr.* 2010;13(5):712–719.
- 154 Morgan PJJ, Callister DR, Okely R, et al. The 'Healthy Dads, Healthy Kids' randomized controlled trial: efficacy of a healthy

- lifestyle program for overweight fathers and their children. *Int J Obes*. 2011;35(3):436–447.
- 155 Morgan PJC, Plotnikoff CE, Callister RC, et al. The 'healthy dads, healthy kids' community randomized controlled trial: a community-based healthy lifestyle program for fathers and their children. *Prev Med*. 2014;61:90–99.
- 156 Muckelbauer RL, Clausen L, Toschke K. Immigrational background affects the effectiveness of a school-based overweight prevention program promoting water consumption. *Obesity*. 2010;18(3):528–534.
- 157 Muller UMW, Adams C, Mende V, et al. Long term impact of one daily unit of physical exercise at school on cardiovascular risk factors in school children. *Eur J Prevent Cardiol*. 2016;23(13):1444–1452.
- 158 Muller I, Schindler C, Adams L, et al. Effect of a multidimensional physical activity intervention on body mass index, skinfolds and fitness in South African children: results from a cluster-randomised controlled trial. *Int J Environ Res Public Health*. 2019;16(2):15.
- 159 Muzaffar H, Nikolaus CJ, Ogolsky BG, Lane A, Liguori C, Nickols-Richardson SM. Promoting cooking, nutrition, and physical activity in afterschool settings. *Am J Health Behav*. 2019;43(6):1050–1063.
- 160 ClinicalTrials.gov [internet]. Identifier NCT020677282014, Family nutrition physical activity tool use during well child visits. 2014 [cited 2022 Feb 16]. Available from: <https://clinicaltrials.gov/show/NCT020677282014>.
- 161 Neumark-Sztainer DS, Hannan M, Rex PJ. New Moves: a school-based obesity prevention program for adolescent girls. *Prev Med*. 2003;37(1):41–51.
- 162 Neumark-Sztainer DRF, Flattum SE, Hannan CF, et al. New moves-preventing weight-related problems in adolescent girls a group-randomized study. *Am J Prev Med*. 2010;39(5):421–432.
- 163 Newton Jr RL, Marker AM, Allen HR, et al. Parent-targeted mobile phone intervention to increase physical activity in sedentary children: randomized pilot trial. *JMIR mHealth uHealth*. 2014;2(4):e48.
- 164 Nollen NLM, Carlson MS, Rapoff SE, Goggin MA, Ellerbeck KJ. Mobile technology for obesity prevention: a randomized pilot study in racial- and ethnic-minority girls. *Am J Prev Med*. 2014;46(4):404–408.
- 165 Nyberg GS, Norman E, Bohman A, Hagberg B, Elinder J. Effectiveness of a universal parental support programme to promote healthy dietary habits and physical activity and to prevent overweight and obesity in 6-year-old children: the Healthy School Start Study, a cluster-randomised controlled trial. *PLoS One*. 2015;10(2):e0116876.
- 166 GN Nyberg, A Sundblom, E Zeebari, Z Elinder. Effectiveness of a universal parental support programme to promote health behaviours and prevent overweight and obesity in 6-year-old children in disadvantaged areas, the Healthy School Start Study II, a cluster-randomised controlled trial. *Int J Behav Nutr Phys Act*. 2016;13:4.
- 167 O'Connor TM, Beltran A, Musaad S, et al. Feasibility of targeting hispanic fathers and children in an obesity intervention: Papás Saludables Niños Saludables. *Child Obes*. 2020;16(6):379–392.
- 168 Paineau DLB, Boulter F, Cassuto A, et al. Family dietary coaching to improve nutritional intakes and body weight control: a randomized controlled trial. *Arch Pediatr Adolesc Med*. 2008;162(1):34–43.
- 169 Papadaki AL, Larsen M. The effect of protein and glycemic index on children's body composition: the DiOGenes randomized study. *Pediatrics*. 2010;126(5):e1143–e1152.
- 170 Pate RRW, Saunders DS, Felton RP, Dishman G, Dowda RK. Promotion of physical activity among high-school girls: a randomized controlled trial. *Am J Public Health*. 2005;95(9):1582–1587.
- 171 Patrick KC, Norman KJ, Zabinski GJ, et al. Randomized controlled trial of a primary care and home-based intervention for physical activity and nutrition behaviors. *Arch Pediatr Adolesc Med*. 2006;160:128–136.
- 172 Peralta LRJ, Okely RA. Promoting healthy lifestyles among adolescent boys: the Fitness Improvement and Lifestyle Awareness Program RCT. *Prev Med*. 2009;48(6):537–542.
- 173 Pfeiffer KA, Robbins LB, Ling J, et al. Effects of the Girls on the Move randomized trial on adiposity and aerobic performance (secondary outcomes) in low-income adolescent girls. *Pediatr Obes*. 2019;14(11):e12559.
- 174 Polonsky HM, Bauer KW, Fisher JO, et al. Effect of a breakfast in the classroom initiative on obesity in urban school-aged children: a cluster randomized clinical trial. *JAMA, Pediatr*. 2019;173(4):326–333.
- 175 Prina SR. The importance of parental knowledge: evidence from weight report cards in Mexico. *J Health Econ*. 2014;37:232–247.
- 176 Ramirez-Rivera DL, Martinez-Contreras T, Villegas-Valle RC, et al. Preliminary results of the planet nutrition program on obesity parameters in Mexican schoolchildren: pilot single-school randomized controlled trial. *Int J Environ Res Public Health*. 2021;18(2):18.
- 177 Reed KEW, Macdonald DE, Naylor HM, McKay PJ. Action Schools! BC: a school-based physical activity intervention designed to decrease cardiovascular disease risk factors in children. *Prev Med*. 2008;46(6):525–531.
- 178 Rerksuppaphol LR. Internet based obesity prevention program for Thai school children- a randomized control trial. *J Clin Diagn Res JCDR*. 2017;11(3):SC07–SC11.
- 179 Rhodes RE, Blanchard CM, Quinlan A, Naylor PJ, Warburton DER. Family physical activity planning and child physical activity outcomes: a randomized trial. *Am J Prev Med*. 2019;57(2):135–144.
- 180 Robbins LBG, Kazanis KA, Pender AS. Girls on the move program to increase physical activity participation. *Nurs Res*. 2006;55(3):206–216.
- 181 Robinson TNK, Kraemer JD, Wilson HC, et al. Dance and reducing television viewing to prevent weight gain in African-American girls: the Stanford GEMS pilot study. *Ethn Dis*. 2003;13(suppl 1):S65–S77.
- 182 Robinson TNM, Kraemer DM, Wilson HC, et al. A randomized controlled trial of culturally tailored dance and reducing screen time to prevent weight gain in low-income African American girls: Stanford GEMS. *Arch Pediatr Adolesc Med*. 2010;164(11):995–1004.
- 183 Rodearmel SJW, Barry HR, Dong MJ, et al. A family-based approach to preventing excessive weight gain. *obes*. 2006;14(8):1393–1401.
- 184 Rosario RO, Araujo B, Lopes A, et al. The impact of an intervention taught by trained teachers on childhood overweight. *Int J Environ Res Public Health*. 2012;9(4):1355–1367.
- 185 Rosenkranz RRB, Dziewaltowski TK, A D. A group-randomized controlled trial for health promotion in Girl Scouts: healthier troops in a SNAP (Scouting Nutrition & Activity Program). *BMC Public Health*. 2010;10:81.
- 186 Rush ER, McLennan P, Coppinger S, Simmons T, Graham D. A school-based obesity control programme: project energize. Two-year outcomes. *Br J Nutr*. 2012;107(4):581–587.
- 187 Saffdie MJ-A, Levesque N, Janssen L, et al. Impact of a school-based intervention program on obesity risk factors in Mexican children. *Salud Publica Mex*. 2013;55(suppl 3):374–387.
- 188 Sahota PR, Dixey MCJ, Hill R, Barth AJ, Cade JH. Evaluation of implementation and effect of primary school based intervention to reduce risk factors for obesity. *BMJ*. 2001;323:1027–1029.
- 189 Sahota P, Christian M, Day R, Cocks K. The feasibility and acceptability of a primary school-based programme targeting diet and physical activity: the PhunkyFoods Programme. *Pilot Feasibility Stud*. 2019;5(1):152.
- 190 Sallis JFM, Alcaraz TL, Kolody JE, Hovell B, Nader MF, R P. Project SPARK. Effects of physical education on adiposity in children. *Ann NY Acad Sci*. 1993;699:127–136.
- 191 Salmon JB, Hume K, Booth C, Crawford M. Outcomes of a group-randomized trial to prevent excess weight gain, reduce screen behaviours and promote physical activity in 10-year-old children: switch-play. *Int J Obes*. 2008;32(4):601–612.
- 192 Santos RGD, Rabbani A, Chanoine R, et al. Effectiveness of peer-based healthy living lesson plans on anthropometric measures and physical activity in elementary school students: a cluster randomized trial. [Erratum appears in *JAMA Pediatr*. 2015 Jan;169(1):96]. *JAMA, Pediatr*. 2014;168(4):330–337.
- 193 A Sekhvat, Efficacy of nutrition and physical activity counseling for pre-adolescent children in a dental setting: a randomized clinical trial [master's thesis]. Ontario, Canada. University of Toronto; 2014.
- 194 Sevinc OB, Gundogdu AI, Bas Aslan M, et al. Evaluation of the effectiveness of an intervention program on preventing childhood obesity in Denizli, Turkey. *Turk J Med Sci*. 2011;41(6):1097–1105.
- 195 Sgambato MR, Cunha DB, da Silva Nalin Souza B, et al. Effectiveness of school-home intervention for adolescent obesity prevention: parallel school-randomized study. *Br J Nutr*. 2019;122(9):1–20.
- 196 Sherwood NE, Levy RL, Seburg EM, et al. The healthy homes/healthy kids 5-10 obesity prevention trial: 12 and 24-month outcomes. *Pediatr Obes*. 2019;14(8):e12523.
- 197 Shin AS, Coutinho PJ, Suratkar AJ, et al. Impact of Baltimore Healthy Eating Zones: an environmental intervention to improve diet among African American youth. *Health Educ Behav*. 2015;42(1 suppl):97S–105S.

- 198 Shomaker LB, Berman Z, Burke M, et al. Mindfulness-based group intervention in adolescents at-risk for excess weight gain: a randomized controlled pilot study. *Appetite*. 2019;140:213–222.
- 199 Sichieri RPT, de Souza A, Veiga RA. School randomised trial on prevention of excessive weight gain by discouraging students from drinking sodas. *Public Health Nutr*. 2008;12(2):197–202.
- 200 Siegrist ML, Haller C, Christle B, Halle J. Effects of a physical education program on physical activity, fitness, and health in children: the JuvenTUM project. *Scand J Med Sci Sports*. 2013;23(3):323–330.
- 201 Siegrist M, Hanssen H, Lammell C, et al. Effects of a cluster-randomized school-based prevention program on physical activity and microvascular function (JuvenTUM 3). *Atherosclerosis*. 2018;278:73–81.
- 202 Simon CS, Oujaa B, Wagner M, et al. Successful overweight prevention in adolescents by increasing physical activity: a 4-year randomized controlled intervention. *Int J Obes*. 2008;32(10):1489–1498.
- 203 Simons MB, Chinapaw J, de Boer MJ, Seidell M, de Vet J. Replacing non-active video gaming by active video gaming to prevent excessive weight gain in adolescents. *PLoS One*. 2015;10(7):e0126023.
- 204 Singh ASCAP, Brug MJ, Van Mechelen J. Dutch obesity intervention in teenagers: effectiveness of a school-based program on body composition and behavior. *Arch Pediatr Adolesc Med*. 2009;163(4):309–317.
- 205 Smith JJM, Plotnikoff PJ, Dally RC, et al. Smart-phone obesity prevention trial for adolescent boys in low-income communities: the ATLAS RCT. *Pediatrics*. 2014;134(3):e723–e731.
- 206 Spiegel SAF. Reducing overweight through a multidisciplinary school-based intervention. *Obesity*. 2006;14(1):88–96.
- 207 Stettler N, Wrotniak BH, Hill DL, et al. Prevention of excess weight gain in paediatric primary care: beverages only or multiple lifestyle factors. The Smart Step Study, a cluster-randomized clinical trial. *Pediatr Obes*. 2015;10(4):267–274.
- 208 Story MS, Himes NE, Davis JH, et al. An after-school obesity prevention program for African-American girls: the Minnesota GEMS pilot study. *Ethn Dis*. 2003;13(suppl 1):S54–S64.
- 209 Telford RDC, Fitzgerald RB, Olive R, et al. Physical education, obesity, and academic achievement: a 2-year longitudinal investigation of Australian elementary school children. *Am J Public Health*. 2012;102(2):368–374.
- 210 Ten Hoor GA, Rutten GM, Van Breukelen GJP, et al. Strength exercises during physical education classes in secondary schools improve body composition: a cluster randomized controlled trial. *Int J Behav Nutr Phys Act*. 2018;15(1):92.
- 211 Thivel DI, Lazaar L, Aucouturier N, et al. Effect of a 6-month school-based physical activity program on body composition and physical fitness in lean and obese schoolchildren. *Eur J Pediatr*. 2011;170(11):1435–1443.
- 212 Treviño RP, Yin Z, Hernandez A, Hale DE, Garcia OA, Mobley C. Impact of the Bienestar school-based diabetes mellitus prevention program on fasting capillary glucose levels: a randomized controlled trial. *Arch Pediatr Adolesc Med*. 2004;158(9):911–917.
- 213 Velez AG, Arent DL, M S. The impact of a 12-week resistance training program on strength, body composition, and self-concept of Hispanic adolescents. *J Strength Condition Res*. 2010;24(4):1065–1073.
- 214 Viggiano AV, Di Costanzo E, Viggiano A, et al. Kaledo, a board game for nutrition education of children and adolescents at school: cluster randomized controlled trial of healthy lifestyle promotion. *Eur J Pediatr*. 2015;174(2):217–228.
- 215 Viggiano E, Viggiano A, Di Costanzo A, et al. Healthy lifestyle promotion in primary schools through the board game Kaledo: a pilot cluster randomized trial. *Eur J Pediatr*. 2018;177(9):1371–1375.
- 216 Vizcaino VMA, Gutiérrez FS, Martínez RF, S M, et al. Assessment of an after-school physical activity program to prevent obesity among 9- to 10-year-old children: a cluster randomized trial. *Int J Obes*. 2008;32:12–22.
- 217 Wang YY, Xu Y, F G. Evaluating the effect of school-based children obesity prevention and control. *Chin Health Serv Manage*. 2012;4:317–319.
- 218 Wang Z, Xu F, Ye Q, et al. Childhood obesity prevention through a community-based cluster randomized controlled physical activity intervention among schools in china: the health legacy project of the 2nd world summer youth olympic Games (YOG-Obesity study). *Int J Obes*. 2018;42(4):625–633.
- 219 Warren JMH, Lightowler CJK, Bradshaw HJ, Perwaiz SM. Evaluation of a pilot school programme aimed at the prevention of obesity in children. *Health Promot Int*. 2003;18(4):287–296.
- 220 Waters E, Gibbs L, Tadic M, et al. Cluster randomised trial of a school-community child health promotion and obesity prevention intervention: findings from the evaluation of fun 'n healthy in Moreland!. *BMC Public Health*. 2017;18(1):92.
- 221 Weeks BK, Beck BR. Twice-weekly, in-school jumping improves lean mass, particularly in adolescent boys. *Pediatr Obes*. 2012;7(3):196–204.
- 222 Wendel MLB, Zhao ME, Jeffrey H. Stand-biased versus seated classrooms and childhood obesity: a randomized experiment in Texas. *Am J Public Health*. 2016;106(10):1849–1854.
- 223 White AA, Colby SE, Franzen-Castle L, et al. The iCook 4-H study: an intervention and dissemination test of a Youth/Adult Out-of-School Program. *J Nutr Educ Behav*. 2019;51(3S):S2–S20.
- 224 Whittemore RJ, Grey S. An internet obesity prevention program for adolescents. *J Adolesc Health*. 2013;52(4):439–447.
- 225 Wieland ML, Hanza MMM, Weis JA, et al. Healthy immigrant families: randomized controlled trial of a family-based nutrition and physical activity intervention. *Am J Health Promot*. 2018;32(2):473–484.
- 226 Wilksch SM, Paxton SJ, Byrne SM, et al. Prevention across the spectrum: a randomized controlled trial of three programs to reduce risk factors for both eating disorders and obesity. *Psychol Med*. 2015;45(9):1811–1823.
- 227 Williamson DAC, Harsha CM, Han DW, et al. Effect of an environmental school-based obesity prevention program on changes in body fat and body weight: a randomized trial. *obes*. 2012;20(8):1653–1661.
- 228 Xu F, Ware RS, Leslie E, et al. Effectiveness of a randomized controlled lifestyle intervention to prevent obesity among Chinese primary school students: click-obesity study. *PLoS One*. 2015;10(10):e0141421.
- 229 Xu H, Li Y, Zhang Q, et al. Comprehensive school-based intervention to control overweight and obesity in China: a cluster randomized controlled trial. *Asia Pac J Clin Nutr*. 2017;26(6):1139–1151.
- 230 Zhou Z, Li S, Yin J, et al. Impact on physical fitness of the Chinese CHAMPS: a clustered randomized controlled trial. *Int J Environ Res Public Health*. 2019;16(22):11.
- 231 Zota D, Dalma A, Petralias A, et al. Promotion of healthy nutrition among students participating in a school food aid program: a randomized trial. *Int J Public Health*. 2016;61(5):583–592.
- 232 Bleich SN, Segal J, Wu Y, Wilson R, Wang Y. Systematic review of community-based childhood obesity prevention studies. *Pediatrics*. 2013;132(1):e201–e210.
- 233 Crouter SE, De Ferranti SD, Whiteley J, et al. Effect on physical activity of a randomized afterschool intervention for inner city children in 3rd to 5th grade. *PLoS One*. 2015;10(10):e0141584.
- 234 Camacho-Cardenosa A, Brazo-Sayavera J, Camacho-Cardenosa M, Marcos-Serrano M, Timón R, O G. Effects of high intensity interval training on fat mass parameters in adolescents. *Rev Esp Salud Publica*. 2016;90(21):e1–e9.
- 235 Brown B, Harris KJ, Heil D, et al. Feasibility and outcomes of an out-of-school and home-based obesity prevention pilot study for rural children on an American Indian reservation. *Pilot Feasibility Stud*. 2018;4(1):129.
- 236 Ogden CL, Carroll MD, Kit BK, Flegal KM. Prevalence of childhood and adult obesity in the United States, 2011–2012. *JAMA*. 2014;311(8):806–814.
- 237 Nobles J, Summerbell C, Brown T, Jago R, Moore T. A secondary analysis of the childhood obesity prevention Cochrane Review through a wider determinants of health lens: implications for research funders, researchers, policymakers and practitioners. *Int J Behav Nutr Phys Act*. 2021;18(1):22.
- 238 Staatz CB, Kelly Y, Lacey RE, Hardy R. Area-level and family-level socioeconomic position and body composition trajectories: longitudinal analysis of the UK Millennium Cohort Study. *Lancet Public Health*. 2021;6(8):e598–e607.