



OPEN

Effective p -wave Fermi-Fermi Interaction Induced by Bosonic Superfluids

Yongzheng Wu[✉], Zheng Yan, Zhi Lin, Jie Lou[✉] & Yan Chen[✉]

We study the two-dimensional Bose-Fermi mixture on square lattice at finite temperature by using the determinant quantum Monte Carlo method within the weakly interacting regime. Here we consider the attractive Bose-Hubbard model and free spinless fermions. In the absence of boson-fermion interactions, we obtain the boundary of the collapsed state of the attractive bosons. In the presence of boson-fermion interactions, an effective p -wave interaction between fermions will be induced as far as the bosons are in a superfluid state. Moreover, we find the emergence of the composite fermion pairs at low temperatures.

During the past years, the techniques of loading ultra-cold atoms gases on the optical lattices have been extensively explored in simulating quantum many-body systems. Various lattice models with strong correlations, such as the Bose or Fermi-Hubbard model¹, have been realized experimentally by using the optical lattices. Besides, with the Feshbach resonances technique^{2–4}, interactions between particles can be tuned from attractive to repulsive in a controlled way, which is not entirely possible in other systems like the solid state materials. The advancements in the experimental techniques have made it possible to study fundamental and interesting many-body physics, for example, the superfluid to Mott insulator transition⁵ of dilute Bose gas, the Bardeen-Cooper-Schrieffer (BCS) to Bose-Einstein Condensate (BEC) crossover in the Fermi gas⁶. Another landmark achievement which exhibits the prominent advantages of optical lattice systems is the observation of maximal antiferromagnetic spin correlations in the 2D Fermi-Hubbard model at half-filling¹. Furthermore, the mixtures of Bose and Fermi superfluid have been realized by using dilute gases of two lithium isotopes, ⁶Li and ⁷Li⁷, as well as two different alkali elements, ¹⁷⁴Yb and ⁶Li⁸. Several phenomenon such as double-degenerate and phase-separation state in the mixture has been probed in R. Grimm's experiment^{9,10}. These experimental progress has stimulated lots of interest in the theoretical study of Bose-Fermi mixtures at low temperature recently.

On the other hand, it has been shown that in a 3D optical lattice with dilute Bose-Fermi mixture, degenerate Fermi Gas can be trapped by a BEC state bosons¹¹ and interactions between the two-component fermions can be induced due to the density fluctuations of superfluid bosons¹². Two fermionic atoms in such systems can interact with each other by exchanging a phonon that propagates through the Bose condensate, which acts a role similar to the phonons in the BCS superconductivity. The emergence of topological $p + ip$ fermionic superfluid with a high critical temperature was recently proposed for a 2D spin-polarized Fermi gas immersed in a 3D BEC^{13,14}. In particular, the fermions attract each other via an induced interaction mediated by the bosons. Moreover, an effective trapping potential, damping, attractive boson-boson interactions has been given rise by interspecies interactions when a BEC of ¹³³Cs atoms is embedded in a degenerate Fermi gas of ⁶Li atoms¹⁵. Meanwhile, previous numerical studies suggest that the composite fermionic pairs (particle-particle or particle-hole), which are formed by the bosons and fermions in the mixtures, show standard Fermi liquid or polaronic behaviors^{16–18}. However, most of the previous studies have been focused on 1D or mixed dimensions (2D-3D)¹⁹ or 3D systems.

In this paper, we investigate the 2D Bose-Fermi mixture system on the square lattice by using the determinant quantum Monte Carlo (DQMC) method in the parameter regimes free of sign problem. Our calculations obtain the boundary of collapse state of the attractive Bose-Hubbard model at finite boson density. The numerical results reveal the emergence of an effective p -wave interaction between two fermions, which is induced by the underlying bosonic superfluid. Moreover, we find the appearance of the composite fermion pairs at low temperatures.

Here we consider that a homogeneous mixture of ultracold bosons and spinless fermions is loaded into an optical lattice with a square well potential. The system can be described by the Bose-Fermi Hubbard model.

Department of Physics and State Key Laboratory of Surface Physics, Fudan University, Shanghai, 200438, China.
✉e-mail: yzwu15@fudan.edu.cn; loujie@fudan.edu.cn; yanchen99@fudan.edu.cn

Here we consider a mixture composed of single component bosons and spinless fermions. The corresponding Hamiltonian for such a system is given by:

$$H_{bf} = -\sum_{\langle ij \rangle} \left(t_b b_i^\dagger b_j + t_f c_i^\dagger c_j + H. c. \right) + \sum_i \varepsilon_b \hat{n}_i + \sum_i \varepsilon_f \hat{m}_i + \frac{U_b}{2} \sum_i \hat{n}_i^2 + U_{bf} \sum_i \hat{n}_i \hat{m}_i \quad (1)$$

where the operator b_i^\dagger (b_i) creates (annihilates) a boson on site i while c_i^\dagger and c_i are the corresponding fermionic operators, $\hat{n}_i = b_i^\dagger b_i$ ($\hat{m}_i = c_i^\dagger c_i$) corresponds to the boson (fermion) number operator, t_b and t_f are the bosonic and fermionic hopping integrals between two nearest neighboring sites, ε_b (ε_f) represents the chemical potential for bosons (fermions), U_b is the two bodies interaction between bosons, and U_{bf} is the coupling strength between bosons and fermions. Throughout this paper, we take $t_b = t_f = 1$ as the energy unit.

We employ the finite temperature determinant Monte Carlo (DQMC) method^{20–25} for numerical simulations. It is a field-theoretic method where many-body propagators resulting from two-body interactions can be transformed into one-body propagators by using the Hubbard-Stratonovich (HS) transformation. The resulting integrals can then be computed by Monte Carlo sampling. In ref.²⁶, the DQMC method was first used to study Bose-Fermi mixtures via a combination of bosonic and fermionic Monte Carlo techniques. Though some exact results can be obtained in the small size lattices, the sign problem is still quite severe in most parameter ranges (strong repulsive interaction in the large size lattices at low temperature). Interestingly, we find that there are two cases where the sign of the determinant is always equal to one. One example is the attractive Bose-Hubbard model at low particle density, whose Hamiltonian can be acquired by ignoring the whole fermionic part of the Eq. (1). Another case is in the Bose-Fermi mixture with the interaction between bosons and fermions being weaker than that of the bosons, namely $|U_{bf}| \leq |U_b|$ and $U_b \leq 0$. On the other hand, a repulsion between bosons and fermions prefers a demixing to minimize the overlapping region, whereas in the case of an attraction the mixture can collapse, as long as the particle numbers are sufficiently large or interspecies interaction is strong^{27,28}. In the following, we mainly focus on dilute Bose-Fermi mixture with weak interspecies interaction where the sign of the corresponding determinants in these two cases which are used to express the trace over one-body propagators is always positive in our calculation (Monte Carlo samples up to 10^4) so that the many-dimensional integrals can be performed accurately by the Monte Carlo sampling.

Results

Bose-Hubbard model with attractive interaction. In this section, we investigate the Bose-Hubbard model by considering only the bosonic part of the Hamiltonian in Eq. (1). According to the previous studies on the atomic Bose gas with negative scattering lengths, the number of the bosons would be quite limited due to the collapse of the BEC^{29–31}. More specifically, the maximum of the boson number N_c of a system under experiment is inversely proportional to the negative scattering length a_s , that is $N_c \cdot a_s = \text{constant}$. Here we choose the average particle density $\langle \hat{n}_b \rangle$ of a square lattice system with size 6×6 to be 0.02 ± 0.0006 which could be realized within experimental reach¹². The on-site attractive interactions are set to be $U_b = -0.1, -0.2, -0.3$.

Off-diagonal long-range order of bosons. Here we study the superfluidity of bosons at low temperature. The off-diagonal correlation function $\bar{g}(r) = \langle b_i b_i^\dagger \rangle$ ^{32,33}, where $r = |i - j|$ is the distance between two lattice site i and j , has been investigated. We rewrite the correlation function as $g(r) = \langle b_i^\dagger b_j \rangle$ for a better comparison. The calculations are performed for several different inverse temperatures with lattice size $4 \times 4, 6 \times 6, 8 \times 8$, and the corresponding results are presented in Fig. 1(a–c) respectively. Note that the bosons in our system are quite dilute. As a result, the on-site interactions have little effects on the density distribution or the off-diagonal correlation, and we only present results with $U_b = -0.2$. From the off-diagonal correlation function shown in Fig. 1(a–c), we can observe that at the high temperature such as $\beta = 0.5$, the off-diagonal correlation goes down to zero quickly. While as the temperature is progressively reduced, the decay of the correlation become more and more slowly with a finite value at the longest distance $r = r_{max}$ which indicates that the finite size system has entered the superfluid state.

To show finite size effect, finite size extrapolations of the off-diagonal long-range order $g(r_{max})$ has been done for lattice size $4 \times 4, 6 \times 6, 8 \times 8$ at various inverse temperature. The results are shown in Fig. 1(d). For high temperature $\beta = 0.5, 1.0, 2.0$, the off-diagonal long-range order decay quickly to zero. While a finite value $g(r_{max}) \approx 0.014$ can be obtained by doing linear fitting at $\beta = 5.0$. To verify the superfluidity of bosons in the thermodynamic limit, larger system sizes are need to be considered.

Critical value of the collapsed state at finite temperature. The influence of a larger number of bosons, which can be tuned by increasing the chemical potential ε_b , can also be analyzed by the numerical method. Interestingly, the particle densities at certain lattice sites increase abruptly while densities at other sites are decreased. This phenomenon is consistent with the collapsed state observed in previous experimental studies³¹. To better characterize the collapsed state, we introduce the inverse participation ratio (IPR) α ³⁴, which is usually adopted as the criteria for localization in numerical studies. The IPR is defined as:

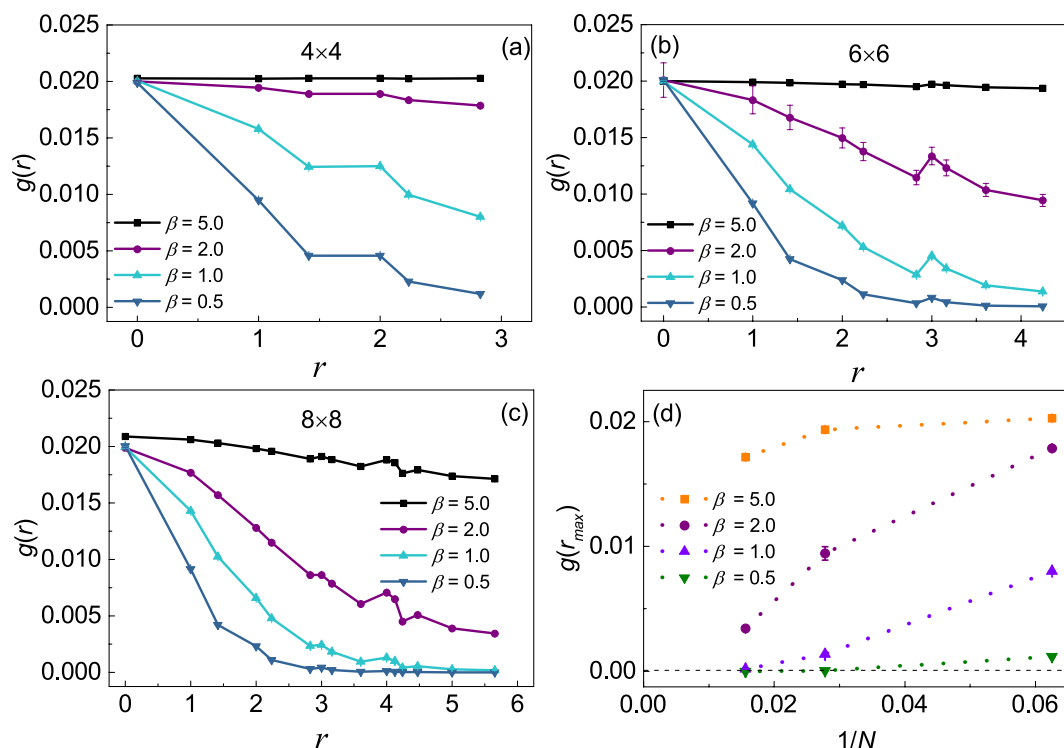


Figure 1. The off-diagonal correlation function $g(r)$ of the boson at different inverse temperatures for lattice sizes 4×4 (a), 6×6 (b) and 8×8 (c). The finite size extrapolations have been done for $g(r_{max})$ to show the size effect (d). Here $N = 4 \times 4, 6 \times 6, 8 \times 8$ and the interaction is set to be $U_b = 0.2$.

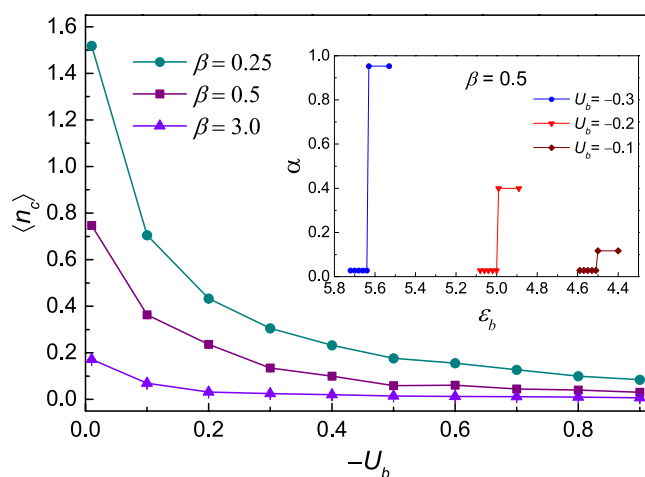


Figure 2. The critical value of density vs the absolute value of attractive interaction U_b for various temperatures with lattice size 6×6 . Obviously, the region of the collapse state enlarges as the temperature goes down. The inset displays the participation ratio of density versus the chemical potential ϵ_b for several attractive interaction at inverse temperature $\beta = 0.5$. Note that normally the density of boson increases linearly as the chemical potential decreases.

$$\alpha = \frac{\sum_i |\alpha_i|^4}{\left(\sum_i |\alpha_i|^2\right)^2} \tag{2}$$

where α_i is the particle density at site i , and N is the number of lattice sites. α has a small value of $O(N^{-1})$ when the system is in a uniform state. However, it will reach 1 when all the particles are localized at a certain lattice site. In the inset of Fig. 2, the variation of α as the chemical potential ϵ_b changed is presented at the inverse temperature of

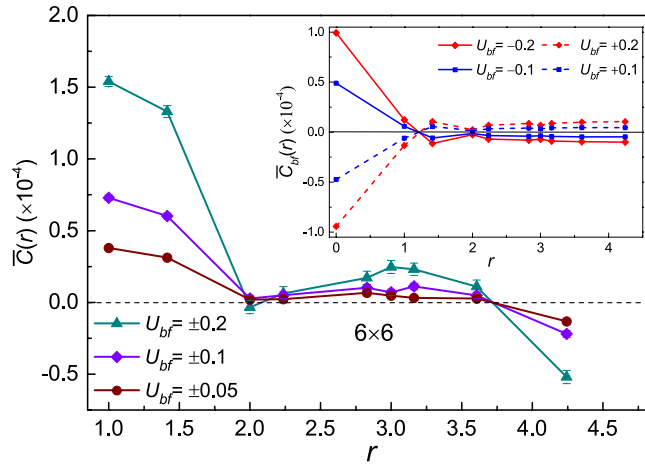


Figure 3. Charge fluctuation versus distance r with Bose-Fermi couplings $U_{bf} = \pm 0.05, \pm 0.1, \pm 0.2$ at inverse temperature $\beta = 5.0$. The inset is the density fluctuation between boson and fermion with various couplings. The density fluctuation remain to be a finite value at long range denotes that the long range off-diagonal order may exist between boson and fermion.

$\beta = 0.5$. It can be found that when the system is in the normal state, the IPR is a constant value $\alpha = 1/36$. While if the system enters the collapsed state in which the system becomes unstable, the IPR will suddenly jump to a much larger value closed to 1. For example, when $U_b = -0.3$, as indicated by the blue dotted line in the inset, α is quite close to 1. As we suppress the attractive interaction between the bosons, the abrupt change of IPR still shows up as the system goes into the collapsed state (see the dotted lines corresponding to $U_b = -0.2$ and -0.1 , respectively). We have also calculated the IPR of the system at several other temperatures (not shown here), and find that when the system undergoes a phase transition between a normal state and the collapsed state, the IPR will always show a sudden jump at the critical value.

In Fig. 2, we also show the critical value of the particle number density $\langle \hat{n}_c \rangle$ which corresponds to the onset of the sudden jump of IPR for different temperatures $\beta = 0.25, 0.5$ and 3.0 . It can be observed that the critical value will be reduced as we enhance the attractive interaction between the bosons. Besides, as the temperature is lowered down (i.e., with β increasing from 0.25 to 3.0), the reduction of the critical value will become sharper. This is consistent with the result from the previous study in which the equation describes the connection between the critical value and the interaction strength $\langle \hat{n}_c \rangle \times |U_b| = k$, with k being a constant which decreases for lower temperatures. A lattice of size 4×4 has also been investigated, and similar results are obtained (results not shown here). We can conclude that the regime of the collapsed state will be enlarged as the temperature goes down.

Bose-Fermi mixture with spinless fermions. *Setup.* For the sake of simplicity, we consider the spinless fermion only in the Bose-Fermi mixture system. To avoid the sign problem, we set the interaction strength between the bosons and fermions U_{bf} to be equal to the interaction between bosons U_b unless otherwise stated. Here we mainly concentrate on the square lattice system with size $N = 6 \times 6$ in which densities of bosons and fermions are tuned to be $\langle \hat{n}_b \rangle = 0.02 \pm 0.0006$ and $\langle \hat{n}_f \rangle = 0.2 \pm 0.007$ respectively. To show finite size effect of p -wave pair correlation function, different lattice sizes 4×4 and 8×8 have also been investigated. Here we choose a relatively low temperature with $\beta = 5.0$. Besides, to avoid the collapse of the superfluid state in the attractive Bose system, which is shown in Sec. II, the interactions in the mixtures should be chosen to be very weak at low temperature. So we set $-|U_{bf}| = U_b = -0.05, -0.1$ and -0.2 . It is noteworthy that the boson-fermion interaction will change from U_{bf} to $-|U_{bf}|$ under particle-hole transformation, which can be shown by changing the operator c_i to $(-1)^i c_i^\dagger$ in Eq. (1)¹⁶.

Charge fluctuation and p-wave pair correlation. Due to the coherence of the superfluid bosons and interaction between boson and fermion, two fermions can affect each other via the bosons in the mixture. To study the influences of the superfluidity on the fermions, we calculate the equal time charge fluctuation of the fermions and the density fluctuation between bosons and fermions. The numerical results for systems with various coupling strengths are presented in Fig. 3. Generally speaking, the charge fluctuation of fermions is given by $C(r) = \langle \hat{m}_i \hat{m}_j \rangle - \langle \hat{m}_i \rangle \langle \hat{m}_j \rangle$ with $r = |i - j|$. Note that the angle bracket denotes both the quantum mechanical average over the whole space-time configuration and the statistical average of the samples (HS field configurations)²⁴. To reduce the statistical errors, we redefine charge fluctuation as:

$$\begin{aligned} \bar{C}(r) = & \langle \bar{g}_f(i, i) \bar{g}_f(j, j) \rangle + \langle \bar{g}_f(j, i) g_f(i, j) \rangle \\ & - \langle \bar{g}_f(i, i) \rangle \langle \bar{g}_f(j, j) \rangle - \langle \bar{g}_f(j, i) \rangle \langle g_f(i, j) \rangle \end{aligned} \tag{3}$$

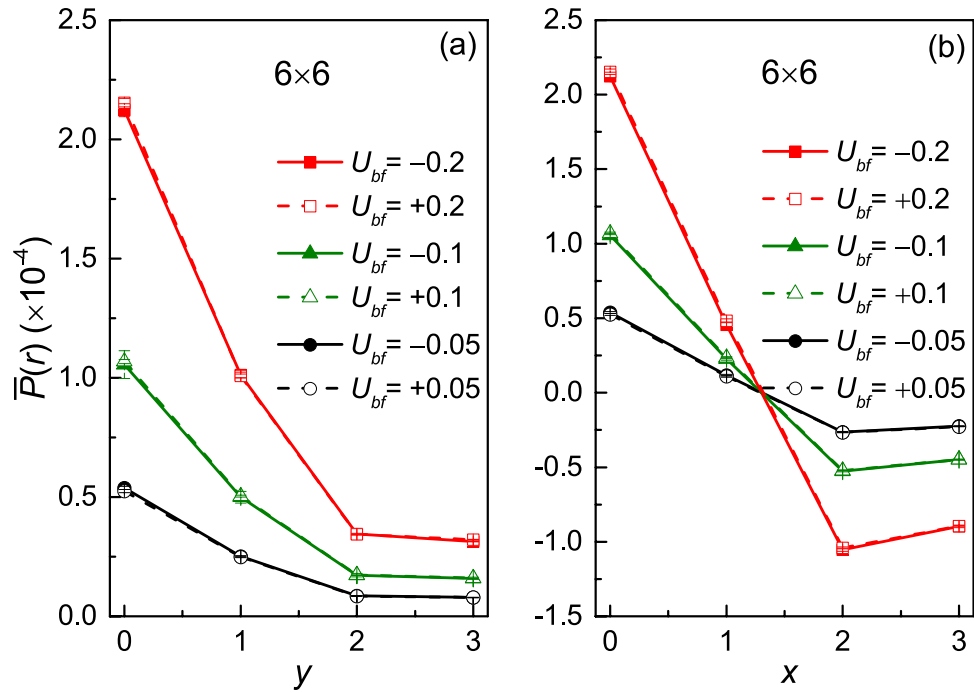


Figure 4. P -wave pair correlation with Bose-Fermi interactions $U_{bf} = \pm 0.05, \pm 0.1, \pm 0.2$ at inverse temperature $\beta = 5.0$. (a) along y -direction of lattice, (b) along x -direction of lattice.

where the Wicks theorem have been used to decompose the time ordered expectation value of two-body operators into the expectation value of the single fermionic Greens function $g_f(i, j) = c_i^\dagger c_j$ and $\tilde{g}_f(i, j) = \delta_{i,j} - g_f(i, j)$. The last term in Eq. (3) is introduced because each term like $\langle g_f g_f \rangle$ corresponds to a term of the form $\langle g_f \rangle \langle g_f \rangle$. Under this definition, the charge fluctuation will be always strictly equal to zero as long as there is no coupling between the bosons and fermions. Similarly, the density fluctuation between bosons and fermions is defined as:

$$\bar{C}_{bf}(r) = \langle \hat{n}_i \hat{m}_{i+r} \rangle - \langle \hat{n}_i \rangle \langle \hat{m}_{i+r} \rangle \quad (4)$$

By applying the particle-hole transformation to Eq. (3) and Eq. (4), it is easy to check that $\bar{C}(r)$ may remain unchanged while $\bar{C}_{bf}(r)$ may change its sign. From Fig. 3, we can find that the charge fluctuation is enhanced at the short-range due to the occurrence of the superfluid bosons. The sign of the interaction between the bosons and fermions has no evident effect on the results within numerical errors. In addition, a long range correlation between the bosons and fermions can be observed from the $\bar{C}_{bf}(r)$, as shown in the inset of Fig. 3. Here for positive and negative U_{bf} , the density fluctuations are symmetric about line of zero fluctuation. This is consistent with our analysis.

More interestingly, due to the interaction between the bosonic and fermionic components in the Bose-Fermi mixture, the effective p -wave pairing interactions between fermions could be induced. The p -wave pair correlation is defined as $P(r) = \langle \Delta^\dagger(i) \Delta(j) \rangle^{35}$. Here $\Delta(i) = \sum_{\vec{\sigma}} f(\vec{\sigma}) c_{i+\vec{\sigma}}^\dagger c_i$ with $f(\vec{\sigma}) = 0$ for $\vec{\sigma} = \pm \vec{y}$ and $f(\vec{\sigma}) = \pm 1$ for $\vec{\sigma} = \pm \vec{x}$ respectively. i (j) corresponds to the lattice site involving the p -wave pairing. Similar to the definition of the charge fluctuation, we can also redefine the p -wave pair correlation as

$$\bar{P}(r) = P(r) - P(r)_0 \quad (5)$$

where $P(r)_0$ is the uncorrelated pair correlation^{36,37}. Namely, for each $\langle g_f g_f \rangle$ in $P(r)$, there will be a term of the form $\langle g_f \rangle \langle g_f \rangle$. We have calculated the pair correlation along both the x and y -direction in our numerical calculations and the results are shown in Fig. 4. $\bar{P}(r)$ becomes weaker as the distance increases in both directions. The sign of U_{bf} has no significant effect on the results. From Fig. 4(a), we can also find that at the same distance, a stronger coupling between bosons and fermions will lead to a stronger p -wave pairing and the sign of $\bar{P}(r)$ will not change. However, in the x -direction (see Fig. 4(b)), the correlation will change sign at the same distance while the strength of U_{bf} changes. The conclusion that stronger coupling between bosons and fermions will result in stronger p -wave pair correlation still holds along the x -direction. So the pair correlation will always be zero if there is no coupling between the bosons and fermions but will become finite if U_{bf} is turned on. We can conclude that the superfluid bosons mediate the effective p -wave pairing between the fermions.

At this stage, we need to address whether the superfluidity of the boson is a necessary condition for the induction of p -wave correlation of fermions. According to the results shown in Fig. 1, the bosons enter the superfluid state, which is demonstrated to be the second order phase transitions, with the temperature goes down. This

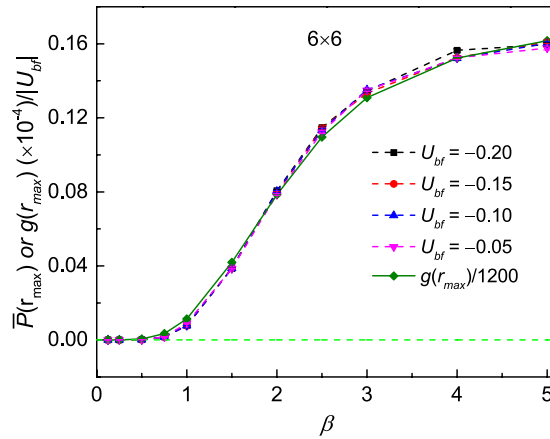


Figure 5. P -wave pair correlation $\bar{P}(r_{\max})$ along y -direction of the lattice for interactions $U_{bf} = -0.05, -0.10, -0.15, -0.20$ at various inverse temperature β and the off-diagonal long range order $g(r_{\max})$ of the boson at various temperatures. $\bar{P}(r_{\max})$ are rescaled by dividing $|U_{bf}|$ and $g(r_{\max})$ is rescaled by dividing 1200. $\bar{P}(r_{\max})$ and $g(r_{\max})$ show almost same trend.

superfluid state often can be described by the off-diagonal long-range order. Here we consider the $g(r_{\max})$ as the long-range order parameter of the bosons with $r_{\max} = 3\sqrt{2}$ for system sites 6×6 . Meanwhile, we take the p -wave correlation $\bar{P}(r_{\max})$ as the off-diagonal long-range order parameter for the p -wave of the fermion with $r_{\max} = 3$ in the y -direction. For clarification, $\bar{P}(r_{\max})$ of the different interaction strengths U_{bf} are rescaled to the $U_{bf} = -0.1$ by dividing $|U_{bf}|$. And $g(r_{\max})$ is divided by 1200. These results are shown in Fig. 5. Note that the weak Bose-Fermi couplings have little effect on $g(r_{\max})$, so we only show the $g(r)$ of $U_{bf} = -0.2$ in the figure. It is obvious to find that the boson goes into the superfluid state as the temperature goes down shown by the real olive line. Due to the finite size effect, $g(r_{\max})/1200$ turns into zero smoothly. It is important that the $\bar{P}(r_{\max})$ of the different interaction strengths U_{bf} (dashed line) show the almost same trend with $g(r_{\max})$, which indicate that the superfluid state of the bosons is a prerequisite for the p -wave correlation of the fermions.

Both the charge fluctuation and the p -wave pair correlation indicate that an effective interaction³⁸ can be induced by the superfluid bosons. To further understand this effective interaction, we use the DQMC method to calculate a simplified spinless fermion model whose Hamiltonian is given by:

$$H_f = -t_f \sum_{\langle ij \rangle} c_i^\dagger c_j + V_{\text{eff}} \sum_{\langle ij \rangle} \hat{m}_i \hat{m}_j + \sum_i \varepsilon_f \hat{m}_i \tag{6}$$

The V_{eff} here represents the effective interaction between the nearest neighboring fermions. Since the boson-fermion coupling is weak, we can neglect the interactions between fermions separated by larger distances and only consider the nearest-neighboring situation. Generally, the spinless fermion model is sensitive to the sign problem at low temperature except the positive definite case³⁹. Fortunately, we just care about the weak interaction region ($V_{\text{eff}} \in [-0.5, 0]$) at the low density ($\langle \hat{m} \rangle = 0.2$) where the sign is always positive with samples up to 10^4 . For a better comparison, we introduce the ratio $\gamma_p(r) = \bar{P}(r)_{bf} / \bar{P}(r)_{\text{eff}}$ where $\bar{P}(r)_{bf}$ and $\bar{P}(r)_{\text{eff}}$ are the p -wave pair correlation at distance r in the mixture and spinless fermion system respectively. It is similar to the ratio of charge fluctuation $\gamma_c(r) = \bar{C}(r)_{bf} / \bar{C}(r)_{\text{eff}}$. The numerical results about the $\bar{C}(r)$ and $\bar{P}(r)$ for lattice sizes 6×6 and 8×8 are shown in Fig. 6. Surprisingly, both the ratios of charge fluctuation and p -wave pair correlation $\gamma(r)_{p/c}$ at $|U_{bf}| = 0.05, 0.1, 0.2$ are closed to $1.0(\pm 0.1)$. The corresponding effective attractive interaction $-V_{\text{eff}} = 0.025, 0.05, 0.1$, respectively. The results are shown in Fig. 6 (blue line). These results indicate that an effective interaction between fermions are indeed induced by the superfluid bosons. What's more, the strength of effective interaction is a half of the Bose-Fermi interaction, which is much different from the induced effective interaction in 3D Bose-Fermi mixture¹².

Finite size extrapolations for P -wave pair correlation function. As the temperature goes down, the p -wave pair correlation decays slowly shown in the inset of Fig. 7. It is obvious that the lower of the temperature, the slower decay of the p -wave pair correlation. And a finite value at the longest distance $r = r_{\max} = 3$, which is served as the off-diagonal long range order of p -wave pair correlation function, can be observed at low temperature $\beta = 2.0, 5.0$ for lattice size 6×6 .

To investigate the finite size effect, the p -wave pair correlation functions for different lattice sizes $4 \times 4, 6 \times 6, 8 \times 8$ have been calculated at various inverse temperatures.

The results of p -wave pair correlation function $\bar{P}(r_{\max})$ have been shown in Fig. 7. It is observed that the p -wave pair correlation function decays quickly to zero as a function of lattice size at the high temperature $\beta = 2.0, 1.0, 0.5$, while appears a finite value at low temperature $\beta = 5.0, 3.0$. To verify the superfluidity of the fermion unquestionably in the thermodynamic limit, larger size and low temperature are still needed.

Composite pair correlation function. In this subsection, we concentrate on the correlations between the bosons and fermions which can be characterized by the composite pair Greens function. A general definition of the

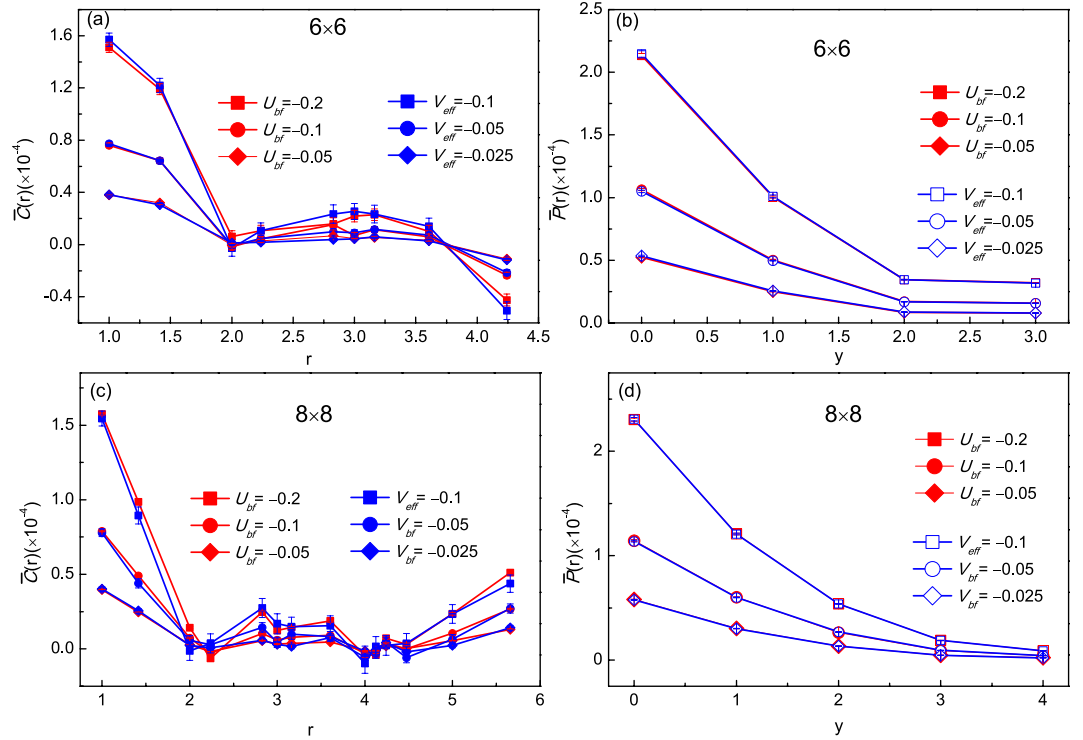


Figure 6. Charge fluctuation (a) and p -wave pair correlation along y -direction (b) for Bose-Fermi interactions $U_{bf} = -0.2, -0.1, -0.05$ (red line) and $V_{eff} = -0.1, -0.05, -0.025$ (blue line) respectively at same inverse temperature $\beta = 5.0$ with lattice size 6×6 . Here (c,d) are corresponding results of the charge fluctuation and p -wave pair correlation for lattice size 8×8 .

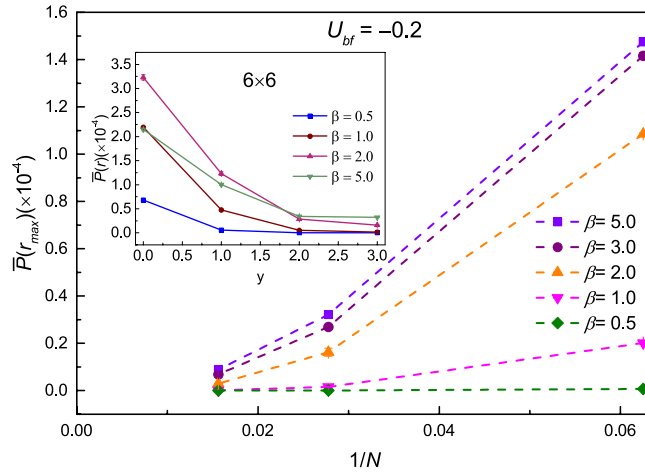


Figure 7. Finite size extrapolations for the off-diagonal p -wave pair correlation function $\bar{P}(r_{max})$ at $r = r_{max}$ along y -direction of lattice with the Bose-Fermi interaction $U_{bf} = -0.2$ at various inverse temperature $\beta = 0.5, 1.0, 2.0, 3.0, 5.0$ as a function of lattice size $1/N$. Here $N = 4 \times 4, 6 \times 6, 8 \times 8$. The inset is the p -wave pair correlation functions $\bar{P}(r)$ for lattice size 6×6 along y -direction at various inverse temperature $\beta = 0.5, 1.0, 2.0, 5.0$ with $U_{bf} = -0.2$.

Greens function is $G_{bf}(r) = \langle \Delta^\dagger(j)\Delta(i) \rangle$ with $\Delta(i) = b_i c_i$. Due to the particle-hole transformation, the sign of G_{bf} changes when the interaction U_{bf} is changed to $-U_{bf}$. For the sake of clarity, we redefine the composite pair correlation as:

$$\bar{G}_{bf}(r) = G_{bf}(r) - \langle b_j^\dagger b_i \rangle \langle c_j^\dagger c_i \rangle \quad (7)$$

By using this definition, the composite pair correlation is equal to zero when there is no interaction between the bosons and fermions.

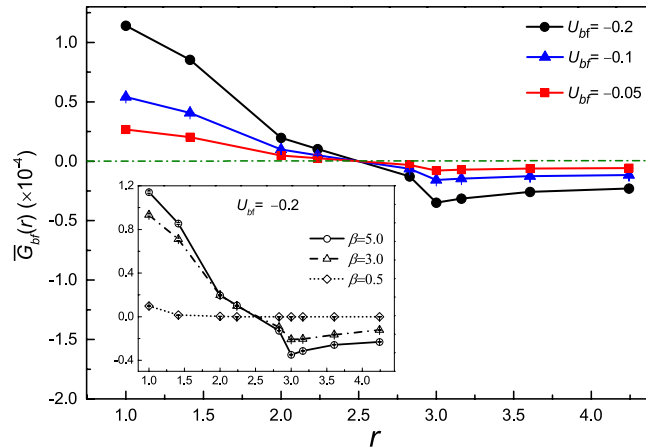


Figure 8. The Bose-Fermi composite pair correlation as a function of r for various Bose-Fermi interactions $U_{bf} = -0.05, -0.1, -0.2$ (circle line) at inverse temperature $\beta = 5.0$. The inset displays the composite pair correlation function for various inverse temperatures $\beta = 5.0, 3.0, 0.5$ at $U_{bf} = -0.2$.

The numerical results of $\bar{G}_{bf}(r)$ is presented in Fig. 8. It is obvious that the stronger interaction between bosons and fermions may result in stronger composite pair correlation. However, the evolution of $\bar{G}_{bf}(r)$ as a function of r shows a non-monotonic behavior. The values of $\bar{G}_{bf}(r)$ for different U_{bf} intersects and vanishes around $r = 2.5$ and reaches the negative maximum around $r = 3$ and then become much suppressed as r further increases. As the inset displayed, the correlation becomes smeared out by increasing temperatures.

Discussion

In conclusion, we have studied the 2D Bose-fermi mixture on square lattice by using the DQMC method at a finite temperature in the ranges where the sign problem can be ignored. Our results show the boundary of the collapsed state at various temperatures in the attractive Bose-Hubbard model. More interestingly, when the interaction between bosons and fermions turns on, the off-diagonal long-range order of composite fermions pair shows a fairly flat finite value at a distance $r = 2.5$ at low temperature, which denotes that the composite fermi pairs exist in the mixture. Meanwhile, we also have observed a slowing decay p -wave pair function due to the effective attractive interaction induced by the superfluid boson, which denotes that the p -wave superconductivity may be detected in the Bose-Fermi mixture. This super-pairing mechanism is different from the conventional BCS pairing mechanism in which effective interactions are induced by exchanging massless phonons. Moreover, to overcome finite size effect, finite size extrapolations have been done for p -wave pair correlation function at various inverse temperatures. It is obvious that a larger finite value can be observed as the temperature goes down. To verify the superfluid of the fermion unquestionably in the thermodynamic limit, larger size system and lower temperature are still needed to do finite size scaling. None zero off-diagonal long range order may be observed in larger system near zero temperature. While there is a notorious sign problem in the DQMC method when the particle number is away from half-filling in the large lattice size system at low temperature. In this case, the results will drastically deviate from the exact solutions. More effort is needed to obtain the results in the thermodynamic limit.

By the way, spinless non-interaction fermions embedded into superfluid boson have been considered in this work. Here the superfluidity of bosons play a vital role to induce the effective interaction between fermions and non-zero p -wave pair correlation have been observed. It is easy to imagine that the s -wave pairing or d -wave pairing may be observed in the two components non-interaction Fermi system which could be realized in the experiment. On the other way, bosons with mediated interaction embedded into the superfluid fermions is also worth to consider in the experiment. The strong correlated fermions may induce the effective interaction between bosons. Then both of them may enter into an exotic superfluid state.

Received: 10 February 2020; Accepted: 26 May 2020;

Published online: 02 July 2020

References

- Cheuk, L. W. *et al.* Observation of spatial charge and spin correlations in the 2D fermi-Hubbard model. *Science* **353**, 6305 (2016).
- Inouye, S. *et al.* Observation of Feshbach resonances in a Bose-Einstein condensate. *Nature* **392**, 151–154 (1998).
- Cornish, S. L., Claussen, N. R., Roberts, J. L., Cornell, E. A. & Wieman, C. E. Stable 85Rb Bose-Einstein condensates with widely tunable. *Phys. Rev. Lett.* **85**, 1795 (2000).
- Chin, C. & Grimm, R. P. Julienne and E. Tiesinga, Feshbach resonances in ultracold gases. *Rev. Mod. Phys.* **82**, 1225 (2010).
- Greiner, M., Mandel, O., Esslinger, T., Hänsch, T. W. & Bloch, I. Quantum phase transition from a superfluid to a mott insulator in a gas of ultracold atoms. *Nature* **415**, 39–44 (2002).
- Regal, C. A., Greiner, M. & Jin, D. S. Observation of resonance condensation of fermionic atom pairs. *Phys. Rev. Lett.* **92**, 040403 (2004).
- Ferrier-Barbut, I. *et al.* A mixture of bose and fermi superfluids. *Science* **345**, 6200 (2014).
- Roy, R., Green, A., Bowler, R. & Gupta, S. Two-element mixture of Bose and Fermi superfluids. *Phys. Rev. Lett.* **118**, 055301 (2017).
- Tey, M. K., Stellmer, S., Grimm, R. & Schreck, F. Double-degenerate Bose-Fermi mixture of strontium. *Phys. Rev. A* **82**, 011608 (2010).
- Lous, R. S. *et al.* Probing the Interface of a Phase-Separated State in a Repulsive Bose-Fermi Mixture. *Phys. Rev. Lett.* **120**, 243403 (2018).

11. DeSalvo, B. J., Patel, K., Johansen, J. & Chin, C. Observation of a Degenerate Fermi Gas Trapped by a Bose-Einstein Condensate. *Phys. Rev. Lett.* **119**, 233401 (2017).
12. Bijlsma, M. J., Heringa, B. A. & Stoof, H. T. C. Phonon exchange in dilute fermi-bose mixtures: Tailoring the fermi-fermi interaction. *Phys. Rev. A* **61**, 053601 (2000).
13. Wu, Z. G. & Bruun, G. M. Topological superfluid in a Fermi-Bose mixture with a high critical temperature. *Phys. Rev. Lett.* **117**, 245302 (2016).
14. Midtgaard, J. M., Wu, Z. & Bruun, G. M. Topological superfluidity of lattice fermions inside a Bose-Einstein condensate. *Phys. Rev. A* **94**, 063631 (2016).
15. DeSalvo, B. J., Patel, K., Cai, G. & Chin, C. Observation of fermion-mediated interactions between bosonic atoms. *Nature* **568**, 64–61 (2019).
16. Pollet, L., Troyer, M., Van Houcke, K. & Rombouts, S. M. A. Phase diagram of Bose-Fermi mixtures in one-dimensional optical lattices. *Phys. Rev. Lett.* **96**, 190402 (2006).
17. Barillier-Pertuisel, X., Pittel, S., Pollet, L. & Schuck, P. Boson-fermion pairing in Bose-Fermi mixtures on one-dimensional optical lattices. *Phys. Rev. A* **77**, 012115 (2008).
18. Sogo, T., Schuck, P. & Urban, M. Bose-fermi pairs in a mixture and the luttinger theorem within a Nozieres-Schmitt-Rink-like approach. *Phys. Rev. A* **88**, 023613 (2013).
19. Okamoto, J., Mathey, L. & Huang, W.-M. Fermion pairing in mixed-dimensional atomic mixtures. *Phys. Rev. A* **95**, 053633 (2017).
20. Blankenbecler, R., Scalapino, D. J. & Sugar, R. L. Monte Carlo calculations of coupled Boson-Fermion systems. *Phys. Rev. D* **24**, 2278 (1981).
21. Scalapino, D. J. & Sugar, R. L. Method for performing Monte Carlo calculations for systems with fermions. *Phys. Rev. Lett.* **46**, 519 (1981).
22. Hirsch, J. E., Sugar, R. L., Scalapino, D. J. & Blankenbecler, R. Monte carlo simulations of one-dimensional fermion systems. *Phys. Rev. B* **26**, 5033 (1982).
23. Hirsch, J. E. Two-dimensional Hubbard model: Numerical simulation study. *Phys. Rev. B* **31**, 4403 (1985).
24. dos Santos, R. Introduction to quantum monte carlo simulations for fermionic systems. *Braz. J. Phys.* **33**, 36 (2003).
25. Purwanto, W. & Zhang, S. W. Quantum Monte Carlo method for the ground state of many-boson systems. *Phys. Rev. E* **70**, 056702 (2004).
26. Rubenstein, B. M., Zhang, S. W. & Reichman, D. R. Finite temperature auxiliary-field quantum Monte Carlo technique for Bose-Fermi mixtures. *Phys. Rev. A* **86**, 053606 (2012).
27. Ospelkaus, C., Ospelkaus, S., Sengstock, K. & Bongs, K. Interaction-driven Dynamics of 40K-87Rb Fermion-Boson Gas Mixtures in the Large-Particle-Number Limit. *Phys. Rev. Lett.* **96**, 020401 (2006).
28. Modugno, G. *et al.* Collapse of a Degenerate Fermi Gas. *Science* **297**, 2240 (2002).
29. Stoof, H. T. C. Atomic bose gas with a negative scattering length. *Phys. Rev. A* **49**, 3824 (1994).
30. Bradley, C. C., Sackett, C. A. & Hulet, R. G. Bose-Einstein condensation of lithium: Observation of limited condensate number. *Phys. Rev. Lett.* **78**, 985 (1997).
31. Roberts, J. L. *et al.* Controlled collapse of a Bose-Einstein condensate. *Phys. Rev. Lett.* **86**, 4211 (2001).
32. Penrose, O. & Onsager, L. Bose-Einstein condensation and liquid helium. *Phys. Rev.* **104**, 576 (1956).
33. Leggett, A. J. Bose-Einstein condensation in the alkali gases: Some fundamental concepts. *Rev. Mod. Phys.* **73**, 307 (2001).
34. Bell, R. J., Deans, P. & Butler, D. C. H. Localization of normal modes in vitreous silica, germania and beryllium fluoride. *J. Phys. C: Solid State Physics* **3**, 2111 (1970).
35. Moreo, A. Pairing correlations in the two-dimensional Hubbard model. *Phys. Rev. B* **45**, 5059 (1992).
36. Zhang, S. W., Carlson, J. & Gubernatis, J. E. Pairing correlations in the two-dimensional Hubbard model. *Phys. Rev. Lett.* **78**, 4486 (1997).
37. Huang, Z. B., Lin, H. Q. & Gubernatis, J. E. Quantum Monte Carlo study of spin, charge, and pairing correlations in the t-t'-U Hubbard model. *Phys. Rev. B* **64**, 205101 (2001).
38. Lewenstein, M., Santos, L., Baranov, M. A. & Fehrmann, H. Atomic Bose-Fermi mixtures in an optical lattice. *Phys. Rev. Lett.* **92**, 050401 (2004).
39. Li, Z.-X., Jiang, Y.-F. & Yao, H. Solving the fermion sign problem in quantum Monte Carlo simulations by Majorana representation. *Phys. Rev. B* **91**, 241117(R) (2015).

Acknowledgements

We are grateful to B. M. Rubenstein, Z. B. Huang and Qi-Bo Zeng for useful discussions about some detail of the program of BF-DQMC. This work was supported by the National Key Research and Development Program of China (Grants No. 2017YFA0304204 and No. 2016YFA0300504), the National Natural Science Foundation of China (Grants No. 11625416 and No. 11474064), and the Shanghai Municipal Government under the Grant No. 19XD1400700.

Author contributions

Yongzheng Wu did the analytic calculations, and performed the numerical simulations. Jie Lou and Yan Chen supervised the project. All authors contributed to discussions and writing the manuscript.

Competing interests

The authors declare no competing interests.

Additional information

Correspondence and requests for materials should be addressed to Y.W., J.L. or Y.C.

Reprints and permissions information is available at www.nature.com/reprints.

Publisher's note Springer Nature remains neutral with regard to jurisdictional claims in published maps and institutional affiliations.



Open Access This article is licensed under a Creative Commons Attribution 4.0 International License, which permits use, sharing, adaptation, distribution and reproduction in any medium or format, as long as you give appropriate credit to the original author(s) and the source, provide a link to the Creative Commons license, and indicate if changes were made. The images or other third party material in this article are included in the article's Creative Commons license, unless indicated otherwise in a credit line to the material. If material is not included in the article's Creative Commons license and your intended use is not permitted by statutory regulation or exceeds the permitted use, you will need to obtain permission directly from the copyright holder. To view a copy of this license, visit <http://creativecommons.org/licenses/by/4.0/>.

© The Author(s) 2020