

Ex situ population of the Harpy Eagle and its potential for integrated conservation

Marcos José de Oliveira¹, Francisca Helena Aguiar-Silva^{2,3}, Wanderlei de Moraes⁴,
Tânia Margarete Sanaïotti^{3,5}, Aureo Banhos^{3,6}, Nei Moreira⁷

1 Itaipu Binacional, Av. Tancredo Neves, 6731, Itaipu “A”, 85856–970, Foz do Iguaçu, Paraná, Brazil **2** Universidade de São Paulo – USP, Centro de Energia Nuclear na Agricultura – CENA, Av. Centenário, 303, São Dimas, 13400–970, Piracicaba, Brazil **3** Projeto Harpia (Harpy Eagle Project), Av. André Araújo, 2936, Aleixo, 69067–375, Manaus, Amazonas, Brazil **4** Médico veterinário autônomo – Rua do Angico, 186, Itaipu B, 85867–100, Foz do Iguaçu, Paraná, Brazil **5** Instituto Nacional de Pesquisas da Amazônia – INPA, Coordenação de Biodiversidade, Av. André Araújo, 2936, Aleixo, 69067–375, Manaus, Amazonas, Brazil **6** Universidade Federal do Espírito Santo – UFES, Departamento de Biologia, Centro de Ciências Exatas, Naturais e da Saúde, Alto Universitário, s/n°, Guararema, 29500–000, Alegre, Espírito Santo, Brazil **7** Universidade Federal do Paraná – UFPR, Programa de Pós-Graduação em Zoologia, Departamento de Biociências, Rua Pioneiro, 2153, Jardim Dallas, 85950–000, Palotina, Paraná, Brazil

Corresponding author: Marcos José de Oliveira (marcosjo.oliveira@gmail.com)

Academic editor: Knud Jønsson | Received 24 May 2021 | Accepted 20 December 2021 | Published 25 January 2022

<http://zoobank.org/9E2B157F-B04B-4228-B7BA-E8C08B239CF8>

Citation: de Oliveira MJ, Aguiar-Silva FH, de Moraes W, Sanaïotti TM, Banhos A, Moreira N (2022) Ex situ population of the Harpy Eagle and its potential for integrated conservation. ZooKeys 1083: 109–128. <https://doi.org/10.3897/zookeys.1083.69047>

Abstract

A main priority in conservation is the protection of species in their natural habitat. However, ex situ management of threatened species is a recognised strategy of conservation. Harpy Eagles (*Harpia harpyja*) are removed from the wild due to illegal capture, nest tree destruction, or other conflict sources. This study presents a review of the current ex situ Harpy Eagle populations in Brazil and worldwide, including information on the origin, sex, and year of entrance or year of birth under human care. Worldwide, until 2020 there were 205 Harpy Eagles in 77 different facilities in 16 countries, with 40 institutions in Brazil and 37 in other countries. The largest ex situ Harpy Eagle population is maintained in Brazil, with 139 individuals (75 females and 64 males) in 40 institutions. Of these institutions, there were 24 zoos, seven conservation breeding centres, six commercial breeders, two wildlife shelters, and one wildlife sorting centre. In Brazil, 62% ($n = 86$) of the individuals were hatched in the wild and 38% ($n = 53$) were bred in captivity under human care; for the wild individuals, only 73% ($n = 64$) have a known state of origin,

with the majority from Pará state. This investigation provided relevant information to establish an ex situ demographic database. These individuals may potentially constitute a genetically and demographically viable safety population for future conservation strategies, as well as a source for research and education applied to Harpy Eagle integrated conservation.

Keywords

Birds of prey, captive breeding, *Harpia harpyja*, threatened species

Introduction

Conservation actions for endangered bird populations involve the maintenance of the natural habitat, with protection of the nests and offspring until they are mature enough to disperse (Butchart et al. 2006; Pacifico et al. 2014). The Harpy Eagle (*Harpia harpyja* Linnaeus, 1758) is a bird of prey and a top predator with a large carrying capacity (Voous 1969). With a low population density and slow reproductive rate in nature, the Harpy Eagle relies on conservation action plans and is the subject of extensive research projects (Soares et al. 2008; Brasil 2014b; Aguiar-Silva et al. 2015; Sanaiotti et al. 2015; Watson et al. 2016; Oliveira 2018).

The Harpy Eagle is globally classified as a Vulnerable species (Bird Life International 2021) and is listed in Appendix I of CITES (2017). In Brazil, which has the largest population, it has been classified as Vulnerable to extinction since 2014 due to the loss of habitat and removal of individuals from nature (Brasil 2014a; Banhos et al. 2018). However, in the evaluation of the Brazilian Atlantic Forest states, the population status of the Harpy Eagle is more concerning categories, being considered Endangered in Rio de Janeiro state (Alves et al. 2000), Critically Endangered in São Paulo, Paraná (Silveira et al. 2009) and Espírito Santo states (Duca et al. 2019), and probably Extinct in Rio Grande do Sul state (Bencke et al. 2003). However, in the far South of Brazil, there were recently documented records of an adult and a juvenile eagle in the region of Turvo State Park (Meller and Guadagnin 2016; Kuhn 2018). The first Harpy Eagles in the care of a zoo in Brazil were reported during the 1890's (Sanjad et al. 2012; Pais 2013), but in the last few decades, they have been frequently removed from nature by anthropogenic actions (Trinca et al. 2008; DeLuca 2012; Silva et al. 2013; Freitas et al. 2014; Gusmão et al. 2016; Gusmão et al. 2020), and many have been destined for zoos (This study, Table 1).

The Convention on Biological Diversity (CDB 1993) and International Union for the Conservation of Nature (IUCN/SSC 2014) recognised that in situ conservation actions, such as captive breeding in zoos, will need to be combined with ex situ approaches. Some National Actions Plans for Species Conservation (hereafter PAN-Plano de Ação Nacional) that involve the Harpy Eagle have been implemented in many regions for which there are records of occurrence for this species in Brazil (Soares et al. 2008; Brasil 2012, 2014b, c, 2017). PAN for Birds of Prey Conservation (Soares et al. 2008) included, among the goals for the birds of prey captive population management,

Table 1. Harpy Eagle (*Harpia harpyja*) ex situ population in Brazil in 2020. Regions: N–North, NE–Northeast, MW–Midwest, SE–Southeast, and S–South. Management category: Zoo, ConsBr–Conservationist Breeder, ComBr–Commercial Breeder, WSC–Wildlife Sorting Centre, WS–Wildlife Shelter. IBAMA–Brazilian Institute of Environment and Renewable Natural Resources (Instituto Brasileiro do Meio Ambiente e dos Recursos Naturais Renováveis). For state acronyms, see Materials and methods.

| # | Institution keeper | Region | State | City | Administration Type | Management Category | Origin of Birth | | Bred in Captivity | Breeding Period | Replicated Survey | |
|----|--|--------|-------|-------------------|---------------------|---------------------|-----------------|---|-------------------|-----------------|-------------------|-----|
| | | | | | | | ♂ | ♀ | | | | |
| 1 | Parque Zoológico Gerônimo Vargas | NE | BA | Salvador | State | Zoo | 0 | 1 | 0 | 1 | 2017 | Yes |
| 2 | Criadouro Comercial Haras Claro | NE | CE | Caucaia | Private | ComBr | 1 | 1 | 0 | 0 | – | Yes |
| 3 | Criadouro Comercial Sítio Tibagi | NE | CE | Guaramiranga | Private | ComBr | 1 | 1 | 0 | 0 | 2006–2018 | Yes |
| 4 | Criadouro Conservacionista Ararajuba do Ipê – Gilrassac Park | NE | MA | Santa Inês | Private | ConsBr | 0 | 3 | 0 | 0 | – | – |
| 5 | Parque Estadual Dois Irmãos | NE | PE | Recife | State | Zoo | 0 | 1 | 0 | 0 | – | Yes |
| 6 | Parque Estadual Zoológico de Piauí | NE | PI | Teresina | State | Zoo | 0 | 1 | 0 | 0 | – | Yes |
| 7 | Parque dos Falcões | NE | SE | Itabiana | Private | ConsBr | 1 | 1 | 0 | 0 | – | No |
| 8 | Centro de Triagem de Fauna Silvestre- IBAMA | N | AC | Rio Branco | Federal | WSC | 0 | 2 | 0 | 0 | – | – |
| 9 | Parque Urbano Estadual Chico Mendes | N | AC | Rio Branco | State | Zoo | 0 | 1 | 0 | 0 | – | Yes |
| 10 | Zoológico do Centro de Instrução de Guerra na Selva | N | AM | Manaus | Federal | Zoo | 0 | 2 | 0 | 0 | – | Yes |
| 11 | RPPN Revecom | N | AP | Santana | Private | WS | 0 | 1 | 0 | 0 | – | Yes |
| 12 | Criadouro Fazenda Paricuiá | N | PA | Terra Alta | Private | ConsBr | 1 | 0 | 0 | 0 | – | – |
| 13 | Fundação Zoológica de Marabá | N | PA | Marabá | Private | Zoo | 1 | 1 | 0 | 0 | – | No |
| 14 | Mantenedouro de Fauna Silvestre Santo Antonio | N | PA | Ananideta | Private | WS | 0 | 1 | 0 | 0 | – | – |
| 15 | Parque Zoológico Emílio Goeldi | N | PA | Belém | Federal | Zoo | 0 | 1 | 0 | 0 | – | Yes |
| 16 | Parque Zoológico Vale | N | PA | Carajás | Private | Zoo | 1 | 0 | 0 | 0 | 2015 | Yes |
| 17 | Zoológico Faculdade da Amazônia – UNAMA | N | PA | Santarém | Private | Zoo | 1 | 1 | 0 | 0 | – | No |
| 18 | Criadouro Conservacionista Spazen | MW | DF | Brasília | Private | ConsBr | 1 | 0 | 1 | 0 | – | Yes |
| 19 | Fundação Jardim Zoológico de Brasília | MW | DF | Brasília | Foundation | Zoo | 1 | 1 | 0 | 0 | – | Yes |
| 20 | Criadouro Científico Instituto Onça Pintada | MW | GO | Minerais | Private | ConsBR | 0 | 0 | 1 | 2 | – | Yes |
| 21 | Zoológico de Goiânia | MW | GO | Goiânia | County | Zoo | 0 | 1 | 0 | 0 | – | No |
| 22 | Zoopark da Montanha | SE | ES | Marechal Floriano | Private | Zoo | 0 | 1 | 0 | 1 | – | No |
| 23 | CRAX Sociedade de Pesquisa de Fauna Silvestre | SE | MG | Contagem | Private | ConsBr | 3 | 6 | 9 | 3 | 1999–2005 | No |
| 24 | Centro de Reprodução de Falconiformes e Falcoaria Ltda- Criadouro Cerefálcio | SE | MG | Parrocínio | Private | ComBr | 1 | 0 | 1 | 2 | – | Yes |
| 25 | Criadouro Científico de Aves de Rapina Pró-Raptors | SE | MG | Brumadinho | Private | ConsBr | 4 | 3 | 0 | 0 | – | Yes |
| 26 | Criadouro Global Falcons | SE | MG | Sere Lagoas | Private | ComBr | 0 | 1 | 0 | 0 | – | Yes |
| 27 | Fundação Zoológica de Belo Horizonte | SE | MG | Belo Horizonte | Foundation | Zoo | 2 | 1 | 0 | 0 | – | Yes |
| 28 | Zoológico Vale Verde | SE | MG | Betim | Private | Zoo | 0 | 0 | 1 | 0 | – | No |

| # | Institution keeper | Region | State | City | Administration Type | Management Category | Origin of Birth | | | | Breeding Period | Replied Survey |
|----|--|--------|-------|------------------------|-----------------------|---------------------|-----------------|----|-------------------|----|-----------------|----------------|
| | | | | | | | Wild | | Bred in Captivity | | | |
| | | | | | | | ♂ | ♀ | ♂ | ♀ | | |
| 29 | Jardim Zoológico do Rio de Janeiro | SE | RJ | Rio de Janeiro | County/ Concession | Zoo | 1 | 1 | 0 | 0 | – | Yes |
| 30 | Fazenda Itioca | SE | SP | Indaiatuba | Private | ComBr | 1 | 1 | 0 | 3 | 2007–2009 | Yes |
| 31 | Fundação Parque Zoológico de São Paulo | SE | SP | São Paulo | Foundation | Zoo | 2 | 2 | 0 | 0 | – | Yes |
| 32 | Parque Ecológico de São Carlos | SE | SP | São Carlos | County | Zoo | 1 | 1 | 0 | 0 | – | Yes |
| 33 | Parque Ecológico Municipal Eng. Cid Almeida Franco | SE | SP | Americana | County | Zoo | 1 | 1 | 0 | 0 | – | Yes |
| 34 | Parque Zoológico Municipal Quinzinho de Barros | SE | SP | Sorocaba | County | Zoo | 1 | 1 | 0 | 0 | – | Yes |
| 35 | Zooarque de Itatiba | SE | SP | Itatiba | Private | Zoo | 2 | 2 | 1 | 0 | 2012 | Yes |
| 36 | Criadouro Onça Pintada | S | PR | Curitiba | Private | Zoo | 1 | 0 | 0 | 1 | – | Yes |
| 37 | Parque das Aves | S | PR | Foz do Iguaçu | Private | Zoo | 1 | 1 | 0 | 0 | – | Yes |
| 38 | Zoológico Municipal de Curitiba | S | PR | Curitiba | County | Zoo | 0 | 1 | 1 | 1 | – | Yes |
| 39 | Zoológico Roberto Ribas Lange – Itaipu Binacional | S | PR | Foz do Iguaçu | Private | Zoo | 4 | 5 | 14 | 10 | 2006–2020 | Yes |
| 40 | Hayabusa Falcoaria e Consultoria Ambiental | S | RS | São Francisco de Paula | Private | ComBr | 1 | 2 | 0 | 0 | – | Yes |
| | | | | | | Total | 35 | 51 | 29 | 24 | – | – |

the identification of the number of individuals in Brazil and abroad, including information about the sex, individual identification (rings and microchips), time under human care, and origin. PAN of Amazonian Birds recommended integrated in situ and ex situ conservation programs (Brasil 2014b), as was stated in the IUCN guidelines about the use of ex situ management for species conservation (IUCN/SSC 2014). Seen in these terms, this article presents a revision of the Harpy Eagle ex situ population worldwide with a focus on Brazil.

Materials and methods

'Ex situ' was used here as defined by the IUCN ex situ Guidelines, as conditions under which individuals are spatially restricted with respect to their natural spatial patterns or those of their progeny, are removed from many of their natural ecological processes, and are managed on some level by humans (IUCN/SSC 2014).

Some information about the ex situ population of Harpy Eagle was gathered from previous data available in environmental institutions, such as wildlife raptor centres, wildlife centres, the environmental police, animal institution keepers, and breeding centres, hereafter called ex situ facilities. Three methods were used to gather data.

Available information and published data

A literature review took place to gather data about the ex situ facilities with records of Harpy Eagles under human care in Brazil and other countries. Moreover, three data sources were updated with information from researchers that work with this species in Brazil and had previously gathered data: Azeredo (2002, 2005), Banhos (2009), Banhos et al. (2016), and the Harpy Eagle Project database. The latter were collected from 2001 to 2020 during visits to Brazilian institutions keeping Harpy Eagles when personal communication, transcription from files, and interviews with employees took place. The Brazilian Institute of Environment and Renewable Natural Resources (**IBAMA**; Brazil 2019) database was also consulted using the Citizen Information Service Electronic System. Historic files were rare, although records from the early 1960's were obtained. The results were compiled in two groups: before 1983 with the law legalising zoos in Brazil (Brasil 1983) and after 1984.

Survey

A survey form was applied to 36 institutions keeping Harpy Eagles in Brazil (Suppl. material 1: Table S1). The queries included the number of individuals, gender, place of origin, and details in cases of rescued animals, including origin (from wild or bred in captivity under human care) and mating, with data up to 2020. The acronym names for all states that received the forms are as follows:

| | | | |
|-----------|-------------------|-----------|--------------------|
| AC | Acre; | MG | Minas Gerais; |
| AM | Amazonas; | PA | Pará; |
| AP | Amapá; | PE | Pernambuco; |
| BA | Bahia; | PI | Piauí; |
| CE | Ceará; | PR | Paraná; |
| DF | Distrito Federal; | RJ | Rio de Janeiro; |
| ES | Espírito Santo; | RS | Rio Grande do Sul; |
| GO | Goiás; | SE | Sergipe; |
| MA | Maranhão; | SP | São Paulo. |

There were another five institutions keeping Harpy Eagles that were contacted after the surveys were finished. They did not receive the survey form, but their information was included in the results.

Zoological Information Management Software database

The Species360 Zoological Information Management Software (**ZIMS**) database (ZIMS 2020) was consulted. Additionally, experts in birds of prey were asked to identify institutions that had ex situ populations of Harpy Eagles outside Brazil, and the Harpy Eagle Project collection database was referred to for visits to institutions outside Brazil, in Panama, Ecuador, Argentina, and French Guiana (2014–2018).

Results

Ex situ Harpy Eagle population in Brazil

Survey form

Twenty-nine (72.5%) institutions keeping Harpy Eagles ex situ answered the survey form, which provided institutional results to be combined with the information from other sources. Seven (17.5%) institutions do not return the survey answered (Table 1), with exception of the Crax Sociedade de Pesquisa de Fauna Silvestre, all other facilities have one individual or a pair.

Entrance of Harpy Eagles to ex situ facilities

Harpy Eagles from the wild

Thirteen records came from documented reports from 1963 to 1983 (20-years period), referring to one individual in 1966, 1972, and 1980 and two individuals in 1963, 1973, 1975, and four individuals 1979. Of those 13 individuals, only one was still alive in 2020. In the last 37 years (1984 to 2020), it was possible to document a

minimum of 122 wild Harpy Eagle entrances to facilities in Brazil, with an average of 3.2 individuals/year. The highest entrance rate was nine individuals in 2004 and 2007 (Fig. 1). Of those 122 wild individuals, 35 died before the initiation of this study.

Harpy Eagles bred in captivity under human care

The first record of Harpy Eagle breeding under human care in Brazil was in 1995 by the former conservation breeder Erico Albuquerque de Abreu e Lima; however, the chick did not survive (Azeredo 2005; Fig. 1). In 1988, one Harpy Eagle hatched and was bred in captivity under human care in Germany. In 1996, it was sent to Brazil to the care of the Society of Research and Wildlife – CRAX (R Azeredo pers. comm.; Globo Rural 2012; Fig. 1). The first successful captive breeding in Brazil occurred in 1999 by CRAX (Azeredo 2005). Sixty-two individuals hatched under human care in the period 1999–2020 (Fig. 1). Of those 62 individuals, six died and four were sent to institutions in Europe.

Harpy Eagle ex situ population in 2020

In 2020, the Harpy Eagle ex situ population in Brazil comprised 139 individuals kept in 40 institutions (Table 1), of which 86 (62%) were taken from the wild (35 males and 51 females), while 53 (38%) hatched and were bred in captivity under human care

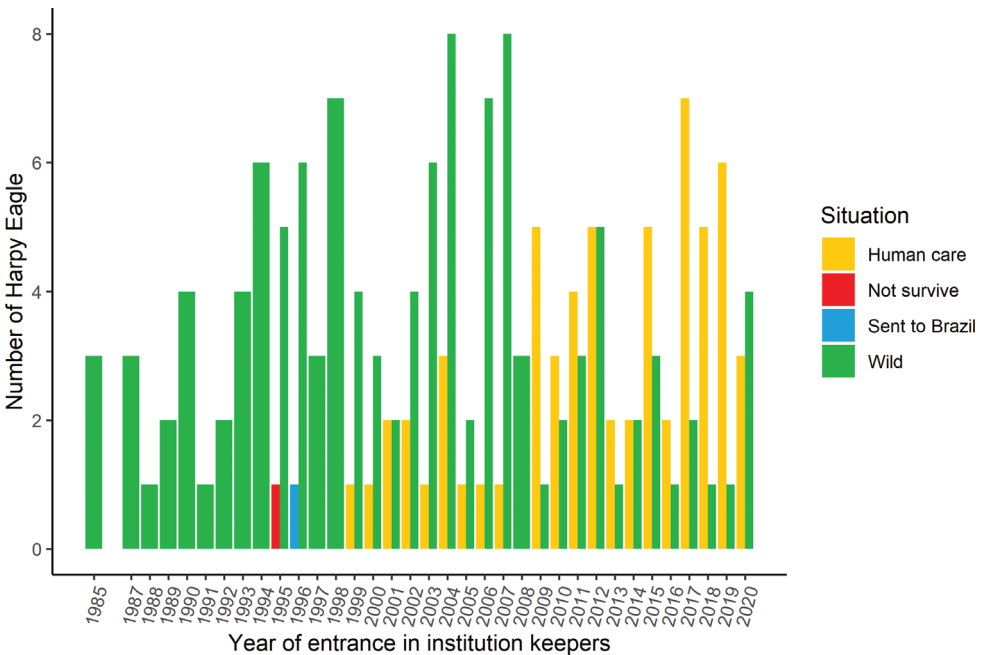


Figure 1. Number of Harpy Eagles (*Harpia harpyja*) yearly entrance to Brazilian institutions between 1984 and 2020.

(29 males and 24 females; Table 1). On average (\pm SD), the institutions kept 2.2 ± 1.4 Harpy Eagles, not including two institutions, CRAX Society of Research and Wildlife and Roberto Ribas Lange Zoo, that kept 21 and 33 individuals, respectively (Table 1).

Wild Harpy Eagle locality of origin

Of the 86 wild Harpy Eagles, 64 (74%) individuals had a known state of origin, and 22 (26%) individuals were of unknown origin. Most Harpy Eagles came from the Amazon biome, Pará state ($n = 31$; 35%), followed by Rondônia state ($n = 10$; 11%) and Amazonas state ($n = 8$; 9%), Mato Grosso state ($n = 4$; 5%), Acre state ($n = 2$; 2%), and Amapá state ($n = 2$; 2%). In addition to the Amazon biome, other biomes were also the source of wild Harpy Eagles, including the Brazilian Atlantic Forest, Bahia state ($n = 4$; 4%) and Paraná state ($n = 1$; 1%). The Cerrado had two (2%) individuals from Goiás state (Fig. 2).

Type of entrance from nature to the first facility

The source of their entrance to the first facility was possible to determine for 53 (60%) individuals only due to the lack of information. Records were classified as wildlife catching (33%), wildlife rescue (17%), and voluntary handover (10%). Females were the majority in all categories (Fig. 3).

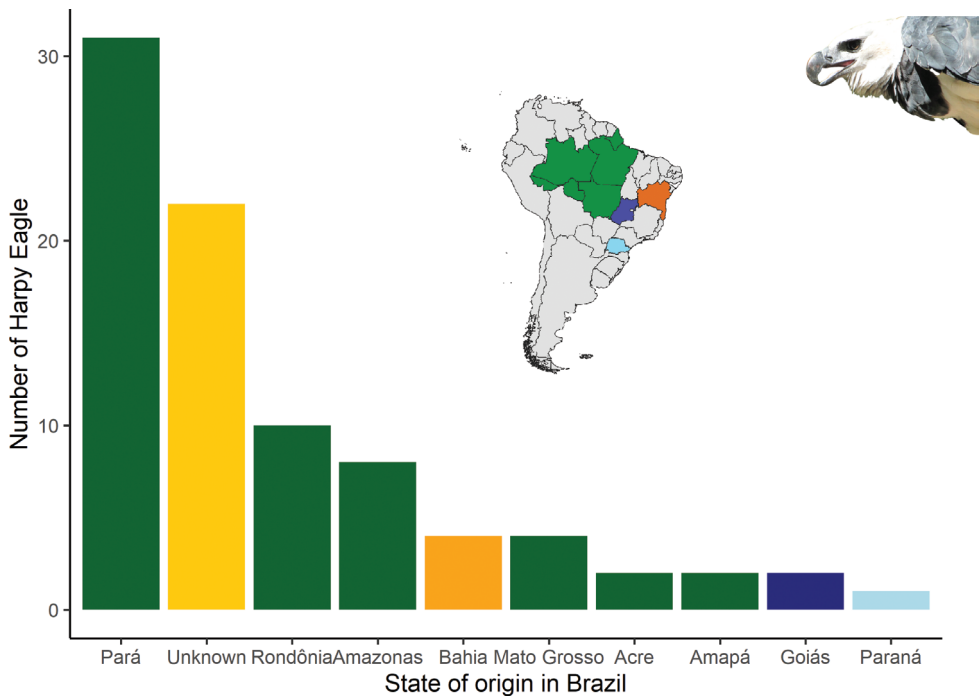


Figure 2. Origin of wild Harpy Eagles (*Harpia harpyja*) by state and biome kept in Brazilian ex situ facilities in 2020.

Location, management category, and administration type of the institution

Geographic locations for the 40 Harpy Eagle facilities in Brazil were mainly in the Southeast ($n = 14$) and North regions ($n = 10$), with seven in the northeast, five in the south, and four in the midwest (Table 1). Of the facilities, 60% were under private administration, followed by state (40%), county (15%), federal (7.5%), and foundation administration (7.5%; Table 1). The majority of these ex situ facilities were registered in the management category as zoos ($n = 24$; 60%), followed by conservation breeders ($n = 7$; 17.5%), commercial breeders ($n = 6$; 15%), wildlife shelters ($n = 2$; 5%), and wildlife sorting centre ($n = 1$; 2.5%; Table 1).

Among those institutions, 23 kept one Harpy Eagle pair or more individuals, while other 17 institutions kept only single. Within the institutions with one gender, there were ten zoos (11 females and 2 males), one commercial breeder (1 female), three conservation breeding (3 females and 3 males), two wildlife shelters (2 females), and one wildlife sorting centre (IBAMA; 2 females; Table 1).

Harpy Eagle breeding records under human care

Based only on the survey information, seven institutions had some attempt or success of captive breeding from 1999 to 2020 (Table 1). Three other ex situ facilities that no longer exist had breeding success: the conservation breeder Tropicus in the Rio de Janeiro municipality (2001), the conservation breeder Erico Albuquerque de Abreu e

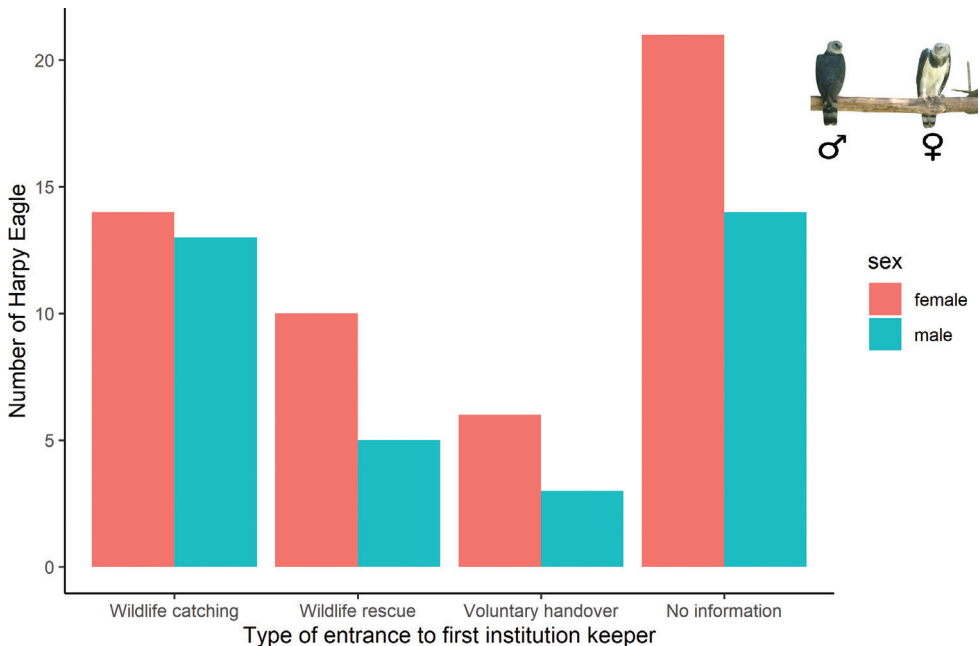


Figure 3. Type of entrance of wild Harpy Eagles (*Harpia harpyja*) to their first ex situ facility in Brazil.

Lima in the Distrito Federal municipality (2005), and the breeder Parque da Varginha in the Tocantins municipality (2010). The three individuals kept in these institutions were transferred to active ex situ facilities.

Ex situ Harpy Eagle population outside Brazil

In 2020, there were 66 Harpy Eagles kept in 37 facilities outside Brazil, distributed among 15 countries, representing 32% of the entire ex-situ population (68% were in Brazil) and 48% of all ex situ facilities (52% were in Brazil; Fig. 4). The United States, Germany, Peru, Ecuador, and Colombia had the largest number of individuals (Fig. 4). Of those 66 Harpy Eagles, 36 were males and 29 were females, and in one, the sex was unknown. In South America, 26 came from the wild (13 males and 13 females), one male was bred in captivity under human care, and eight were of unknown origin. In Central America, two females came from the wild and one male was bred in captivity under human care. In North America, two males came from the wild, 14 were bred in captivity under human care (7 males and 7 females). In Europe, 11 were bred in captivity under human care (7 males and 4 females), and one was of unknown origin (Suppl. material 2: Table S2).

Discussion

Lack of data regarding the capture method and place of origin (locality) of the Harpy Eagles imposed a challenge to information collection in this study. In most cases, there was a lack of data on the records of wildlife catching and rescue centres, contributing to a high number of unknown origin localities. Additionally, much information was lost when Harpy Eagles were transferred between institutions.

The first Harpy Eagle reported in the care of a zoo in Brazil was in 1895, at the Parque Zoobotânico do Museo Goeldi, in the state of Pará, one of the oldest zoos in the country (Sanjad et al. 2012). This same zoo received a second individual in 1901 (Sanjad et al. 2012). The voucher specimen MPEG3445 conserved by taxidermy from the “Fernando Novaes” bird collection at Museo Paraense Emílio Goeldi, dated from 1904, probably belonged to one of those birds. A small private zoo, Jardim Zoológico Vila Isabel in Rio de Janeiro, also held a Harpy Eagle, which died sometime between 1890 and 1899 and was donated to the Museo Nacional (Pais 2013). Of the three oldest recorded individuals, two of them entered the Zoológico de Goiânia in 1963; both came from Roraima state (José Hidasi, pers. comm). One of these birds was taxidermically conserved (skin voucher N.13.268) in the bird collection at Fundação Museo de Ornitologia. The third Harpy Eagle entered the Zoológico de Brasília in 1966 but died in 1969 with no further information.

The compilation from 1963 to 1983 did not reflect a precise quantity due to the lack of recorded files at the majority of institutions, which were our information sources. However, the compilation from 1984 to 2020 was well recorded and revealed

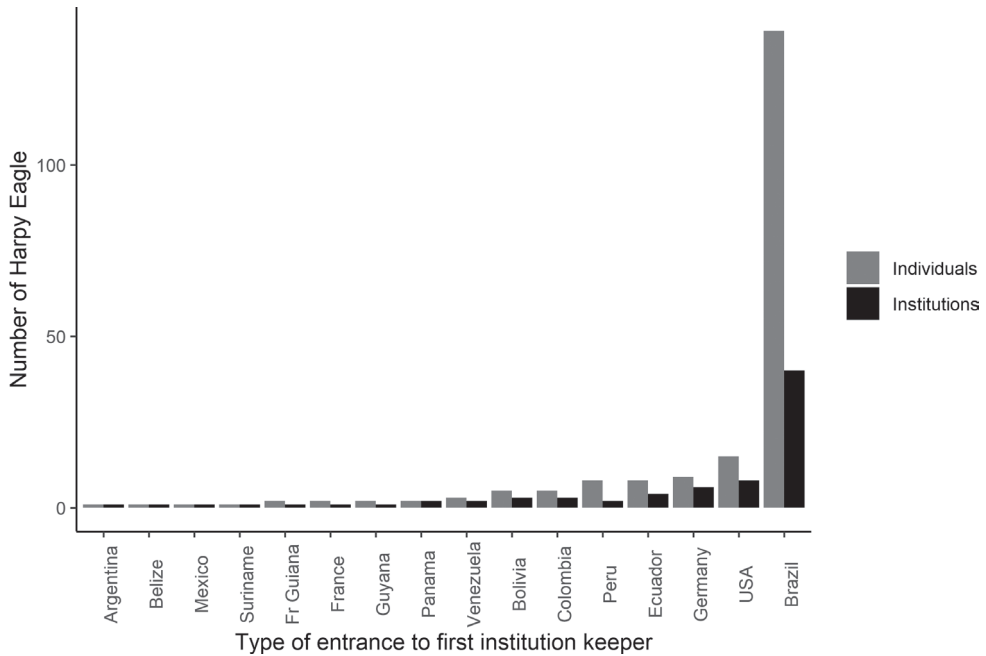


Figure 4. Harpy Eagles (*Harpia harpyja*) ex situ population worldwide in 2020.

a high rate of individuals removed from nature (3.2 individuals/year), including bird victims from conflict between birds and humans in Brazil. In 2020, four Harpy Eagles entered Brazilian ex situ facilities; this number is four times greater than the previous two years, and it was the highest number since 2012 (Fig. 1). Notably, in 2020, the global COVID-19 pandemic began and had strong impacts on people's health and activities; however, it also impacted biodiversity due to the reduction in protection and inspection of natural habitats (Bang and Khadakkar 2020; Corlett et al. 2020), and apparently the Harpy Eagle was not exempt from this effect. Although the type of conflicts involved has not been documented for the majority of cases, in general, individuals removed from nature and sent to these ex situ facilities were attained after suffering from collision traumas with vehicles, falling from tree-nests, being injured by gunshot, receiving wounds of uncertain origin and being kept in captivity illegally by people (Soares et al. 2008; Amorim et al. 2010; Silva et al. 2010). The retention of Harpy Eagle individuals that were alive but could not return to the wild, in addition to the number that were killed by hunters (Trinca et al. 2008; Giraldo-Amaya et al. 2021) and other sources of human-animal conflict (Gusmão et al. 2020), most likely contributed to the populational decline of the Harpy Eagle in the wild. Harpy Eagles transferred from the wild into zoos were mainly females (59%), which may have impacted the demography of the wild Harpy Eagle population.

The Amazon has been the major source of Harpy Eagles that have been removed from nature, and the states of origin within the region are mainly Para, Rondônia,

Amazonas, and Mato Grosso, which have experienced the world's highest absolute rate of forest destruction (Soares-Filho et al. 2006; Silva Junior et al. 2021). Likewise, the Brazilian Atlantic Forest was reduced and fragmented (Ribeiro et al. 2009), and there have been few records about free-ranging Harpy Eagles (Aguiar-Silva et al. 2012; Meller and Guadagnin 2016). The Brazilian Atlantic forests have still been subject to Harpy Eagle removal from nature, with five individuals taken from Bahia state in the northeast region (Table 1). One individual was removed from the Biome Cerrado. In this biome, Harpy Eagle records have been always rare and this corresponds to this comparably low number. However, there were more records available in gallery forests and in the transition into the Amazonia (Pinheiro and Dornas 2009; Silva et al. 2013; Pascoal et al. 2014) and the Atlantic Forest (Oliveira and Silva 2006; Pereira and Salzo 2006).

For Harpy Eagle conservation, the return of all captured Harpy Eagles in adequate health conditions back to nature, re-establishing these individuals into the natural population, is a complex process but one that is necessary for a health and functional ecosystem. There exists a decision tree to assist the assessment of birds in Brazil at stages of the process after a rescue of injured individuals or from trades and from illegal traffic or captivity (Efe et al. 2006). In 2018, the Harpy Eagle Project in Brazil (Projeto Harpia) began a national network to rehabilitate those Harpy Eagles; however, rehabilitation through the network has not yet been possible; in most cases, this was declared to be due to lack of funds, staff, and specific infrastructure, although the Project has succeeded with a number of individuals in the past for specific regions in the country. The idea of this network is to use the zoo's support during the rehabilitation of the individuals. If rehabilitation is not possible, individuals may be allocated to an ex situ conservation program. An integrated in situ and ex situ conservation program, involving the rehabilitation of animals removed from nature seems necessary. There is an increasing need for a 'one plan approach' to develop multi-disciplinary conservation strategies that include the integration of in situ and ex situ management processes (Byers et al. 2013).

Captive breeding can play a crucial role in the recovery of some species for which effective alternatives are unavailable in the short term, while protecting species habitats and ecosystems (Collar and Butchart 2014; Fleming et al. 2011; Snyder et al. 1996). Breeding under human care has the potential to maintain targeted populations as an 'insurance policy' against threats until reintroduction into the wild is possible (Conde et al. 2011). Breeding aimed at the restoration of populations in danger of extinction must not be replaced with breeding for other goals such as exposition, conservationist education, or research (Snyder et al. 1996). However, zoos have played an important role in the conservation of endangered species by promoting and supporting environmental awareness, providing professional qualifications, and facilitating research and in situ conservation programs to support environmental recovery projects (Snyder et al. 1996; Conde et al. 2011). Moreover, zoos contributed to species conservation and increased interest and public affection by reporting the success of captive breeding and by educating the public about the importance of a high biodiversity (Gusset and Dick 2010;

Zimmermann 2010). In Brazil, for example, the Roberto Ribas Lange Zoo, in a five-year period (2012 to 2017), was visited by 146,633 visitors (Cubas et al. 2017). Zoos worldwide are providing conservation funds, investing millions in ex situ and in situ wildlife activities (Gusset and Dicke 2010; Zimmermann 2010; Fa et al. 2014). Assisted reproduction may be of high future for ex situ conservation and should be considered in future as part of a multidisciplinary one-plan approach for the conservation of Harpy Eagles (Blanco et al. 2002a, b; Gee et al. 2004; Fischer et al. 2014).

Harpy Eagle ex situ populations outside Brazil consisted of 35 wild individuals, most in South America. An important step is to understand their characteristics as a source of genetic diversity. Currently, some of those zoos in Europe that have Harpy Eagle individuals hatched in captivity are contributing to ex situ and in situ conservation of Harpy Eagles by promoting funds for research, for example, ZooParc de Beauval (France) and Tiergarten Nürnberg (Germany).

To reach the ex situ conservation goals as required by article 9 of the CBD (Glowka et al. 1994; Conde et al. 2011), future conservation activities should be focused on joining forces and acting in an integrated manner for handling. The establishment of a structured ex situ Harpy Eagle program and an international Harpy Eagle studbook seems to be required. The potential roles of a species conservation program must be clearly defined and should include the maintenance of a healthy and genetically diverse ex situ backup population, measures to rescue and rehabilitate wild individuals, population restoration, research, training, and education in accordance with the IUCN guidelines (McGowan et al. 2017).

Conclusions

Brazil maintains the largest ex situ Harpy Eagle population in the world. Brazilian institutions played an important role in breeding for ex situ conservation of the Harpy Eagle. A great number of institutions in South and Central America keep wild individuals, while North America and Europe mainly keep individuals bred in captivity under human care. Information about ex situ individuals must be incorporated into a studbook for Harpy Eagle population management. These individuals may potentially constitute a genetically and demographically viable backup population for future conservation attempts, as well as a source of research and education applied to Harpy Eagle conservation. The Harpy Eagle ex situ population must be used in integrated planning to support in situ population conservation.

Acknowledgements

We thank the Binational Itaipu for support. Funding support was obtained from the Cleveland Zoo, Fundação O Boticário de Proteção à Natureza, Conselho Nacional de Desenvolvimento Científico e Tecnológico (CNPq), Fundação de Amparo à Pesquisa

e Inovação do Espírito Santo (FAPES), Beauval Nature, Tiergarten Nürnberg, Instituto Internacional de Educação do Brasil (IEB), Instituto Nacional de Pesquisas da Amazônia (INPA), and Projeto Harpia. An FHAS post-doc Grant was obtained from CNPq-PDJ152371/2019–2. We thank the Harpy Project Ex Situ Coordinator Yara Barros for her technical support. Additionally, we thank the institutions that shelter and/or breed Harpy Eagle in Brazil for their participation by providing answers to the survey and/or receiving the Projeto Harpia team at their facilities between 2001 and 2020, as listed in table 1. We also thank the institutions that are no longer Harpy Eagle keepers but received the Projeto Harpia team: CRAS – Campo Grande – MS; Criadouro Erico A de Abreu e Lima-DF; Criadouro Tropicus; Parque Zoológico Sapucaia do Sul-RS; Parque Zoobotânico Gavião-real (Capitão Poço); Zoológico de São José do Rio Preto – SP; Zoológico da UFMT-Cuiabá; Fundação Museo de Ornitologia and IBAMA – Cetas (Manaus e Parintins-AM, Garantã do Norte-MT, Macapá-AP, Goiânia-GO, Belém-PA); Cetas UHE Santo Antonio-RO; and Cetas UHE Belo Monte – PA. A number of researchers and experts helped to complete the database for this study: from **South America**, José Hidasí, Nicolas Neumann, Andrea Mabel Morales Vargas, Mario Daniel Zambrana Lopez, Raul Rojas, Claudia Venegas, Alex Ospina, Sandy Zangen, Joep Hendrix, Ruth Muniz López, Olivier Bongard, José Antonio Otero, Tatiana Rivarola, Jorge Mauricio De la O Castro, Antonio Fernandini Guerrero, Pilar Alexander Blanco, and Andrea Echeverry; from **Central America**, Karla Aparicio and Angel Muela; from **North America**, Eduardo Alvarez-Cordero, Alan Monroy Oyeda, and Frank Camacho; from **Europe**, Lorenzo Von Fersen. This is publication #13 of the Harpy Eagle Project (Projeto Harpia). This study is part of MJO's Master's degree at the Universidade Federal do Paraná (UFPR). We are grateful to Israel Schneiberg for the updates to the figures. The images of harpies in Figs. 2 and 3 are from the MJO's collection.

References

- Aguiar-Silva FH, Sanaiotti TM, Jaudoin O, Srbek-Araujo AC, Siqueira G, Banhos A (2012) Harpy Eagle sightings, traces and nesting records at the "Reserva Natural Vale", a Brazilian Atlantic Forest remnant in Espírito Santo, Brazil. *Revista Brasileira de Ornitologia* 20(2): 148–155.
- Aguiar-Silva FH, Junqueira TG, Sanaiotti TM, Guimarães VY, Mathias PVC, Mendonça CV (2015) Resource availability and diet in Harpy Eagle breeding territories on the Xingu River, Brazilian Amazon. *Brazilian Journal of Biology* 75(3, suppl.): S181–S189. <https://doi.org/10.1590/1519-6984.00914BM>
- Alves MAS, Pacheco JF, Gonzaga LAP, Cavalcanti RB, Raposo MA, Yamashita C, Maciel NC, Castanheira M (2000) Aves. In: Bergallo HG, Rocha CFD, Alves MAS, Sluys MV na (Eds) *A fauna ameaçada de extinção do Estado do Rio de Janeiro*. Editora da Universidade Estadual do Rio de Janeiro, Rio de Janeiro, 113–124.

- Amorim PRN, Silva RR, Lemos M, Barreto ML (2010) Recuperação de um uiraçu (*Harpia harpyja*) na Reserva Particular do Patrimônio Natural REVECOM. *Spizaetus* 10: 16–22.
- Azaredo R (2002) Reproducción y manejo del Harpía en cautiverio. Neotropical Raptor Conference and Harpy Eagle Symposium. Panama, 24–27.
- Azaredo R (2005) Reprodução de *Harpia harpyja* em cativeiro. *Rapina* 1(1): 6–13.
- Bang A, Khadakkar S (2020) Opinion: Biodiversity conservation during a global crisis: Consequences and the way forward. *Proceedings of the National Academy of Sciences* 117(48): 29995–29999. <https://doi.org/10.1073/pnas.2021460117>
- Banhos A (2009) Genética, distribuição e conservação do gavião-real (*Harpia harpyja*) no Brasil. PhD. Thesis. INPA/UFAM, Manaus, AM, 163 pp.
- Banhos A, Hrbek T, Sanaïotti TM, Farias IP (2016) Reduction of Genetic Diversity of the Harpy Eagle in Brazilian Tropical Forests. *PLoS ONE* 11(2): e0148902.
- Banhos A, Sanaïotti TM, Aguiar-Silva FH, Martins FD, Luz BB, Carvalho AS, Ruiz CM (2018) *Harpia harpyja* (Linnaeus, 1758), Livro Vermelho da Fauna Brasileira Ameaçada de Extinção: Volume III – Aves ICMBio/MMA, Brasília, 124–128.
- Bencke GA, Fontana CS, Dias RA, Maurício GN, Mähler Jr JK (2003) Aves. In: Fontana CS, Bencke GA, Reis RE (Eds) Livro Vermelho da Fauna Ameaçada de Extinção no Rio Grande do Sul. EdiPUCRS, Porto Alegre, 40 pp.
- Birdlife International (2021) *Harpia harpyja*. The IUCN RedList of Threatened Species 2021: e.T22695998A197957213.
- Blanco J, Wildt D, Hofle U, Voelker W, Donoghue A (2009) Implementing artificial insemination as an effective tool for ex situ conservation of endangered avian species. *Theriogenology* 71: 200–213. <https://doi.org/10.1016/j.theriogenology.2008.09.019>
- Blanco JM, Gee GF, Wildt DE, Donoghue AM (2002a) Producing progeny from endangered birds of prey, urine contamination, intramaginal insemination. *Journal of Zoo and Wildlife Medicine* 33: 1–7. [https://doi.org/10.1638/1042-7260\(2002\)033\[0001:PPFEBO\]2.0.CO;2](https://doi.org/10.1638/1042-7260(2002)033[0001:PPFEBO]2.0.CO;2)
- Blanco JM, Wildt DE, Monfort SL, Gee GF, Donoghue AM (2002b) Developing assisted reproductive technologies to promote ex situ raptor conservation. In: The Second International Symposium on Assisted Reproductive Technology (ART) for the Conservation and Genetic Management of Wildlife, Omaha, Nebraska, USA, 264 pp.
- Brasil (1983) Lei n° 7.173, de 14 de dezembro de 1983. Dispõe sobre o estabelecimento e funcionamento de jardins zoológicos e dá outras providências. Diário Oficial da União, Brasília, DF, 15 de dezembro de 1983. http://www.planalto.gov.br/ccivil_03/Leis/1980-1988/L7173.html [accessed 12 Dec 2020]
- Brasil (2008) Ministério de Meio Ambiente. Instituto Chico Mendes de Conservação da Biodiversidade. Instrução Normativa 169, de 20 de fevereiro de 2008. www.icmbio.gov.br/sisbio/legislacao-especifica.html [accessed 06 June 2018]
- Brasil (2012) Ministério do Meio Ambiente, Instituto Chico Mendes de Conservação da Biodiversidade. Plano de ação nacional para a conservação das espécies endêmicas e ameaçadas de extinção da fauna da região do Baixo e Médio Xingu – PAN Baixo e Médio Xingu. Portaria N° 16, 17 de fevereiro de 2012. Ministério do Meio Ambiente, Brasília, 19 pp.

- Brasil (2014a) Ministério do Meio Ambiente, Instituto Chico Mendes de Conservação da Biodiversidade. Lista nacional das espécies da fauna Brasileira ameaçadas de extinção. Portaria nº 444, 17 de dezembro de 2014. MMA/ICMBio, Brasília, Brasil, 1–13.
- Brasil (2014b) Ministério do Meio Ambiente, Instituto Chico Mendes de Conservação da Biodiversidade. Plano de Ação Nacional para Conservação das Aves da Amazônia ameaçadas de extinção, PAN – Aves da Amazônia. Portaria nº 35, 27 de março de 2014. Ministério do Meio Ambiente, Brasília.
- Brasil (2017) Ministério do Meio Ambiente, Instituto Chico Mendes de Conservação da Biodiversidade. Plano de Ação Nacional para a Conservação das Aves da Mata Atlântica. Portaria Nº 34, 24 de janeiro de 2017. Ministério do Meio Ambiente, Brasília.
- Brasil (2018) Ministério do Meio Ambiente, Instituto Chico Mendes de Conservação da Biodiversidade. Plano de Ação Nacional para a Conservação das Aves de Rapina. www.icmbio.gov.br/portal/faunabrasileira/plano-de-acao-nacional-lista
- Brasil (2019) Ministério do Meio Ambiente, Instituto Brasileiro do Meio Ambiente e dos Recursos Naturais Renováveis. Serviço de Informação ao Cidadão por formulário eletrônico via Internet- e-SIC. Protocolo nº 01390000628201940, 22/04/2019.
- Butchart SHM, Satterfield AJ, Collar NJ (2006). How many bird extinctions have we prevented? *Oryx* 40(3): 266–278. <https://doi.org/10.1017/S0030605306000950>
- Byers O, Lees C, Wilcken J, Schwitzer C (2013) The One Plan Approach: The philosophy and implementation of CBSG's approach to integrated species conservation planning. *WAZA Magazine* 14: 2–5.
- Cerri C (1996) Senhora dos Ares. *Globo Rural* 129: 38–45. <https://doi.org/10.3406/etnor.1996.2238>
- CITES (2019) Convention on International Trade in Endangered Species of Wild Fauna and Flora. Appendices I, II and III. www.cites.org/eng/app/index [accessed 06/2019]
- Collar NJ, Butchart SHM (2014) Conservation breeding and avian diversity: chances and challenges. *International Zoo Yearbook* 48: 7–28. <https://doi.org/10.1111/izy.12039>
- Conde DA, Flesness N, Colchero F, Jones OR, Scheuerlein A (2011) An emerging role of zoos to conserve biodiversity. *Science* 331(6023): 1390–1391. <https://doi.org/10.1126/science.1200674>
- Corlett RT, Primack RB, Devictor V, Maas B, Goswami VR, Bates AE, Koh LP, Regan TJ, Loyola R, Pakeman RJ, Cumming GS, Pidgeon A, Johns D, Roth R (2020) Impacts of the coronavirus pandemic on biodiversity conservation. *Biological Conservation* 246: e108571. <https://doi.org/10.1016/j.biocon.2020.108571>
- Curti M, Valdez U (2009) Incorporating community education in the strategy for Harpy Eagle conservation in Panama. *Journal of Environmental Education* 40: 3–16. <https://doi.org/10.3200/JOEE.40.4.3-16>
- Deluca JJ (2012) Birds of conservation concern in eastern Acre, Brazil: distributional records, occupancy estimates, human-caused mortality, and opportunities for ecotourism. *Tropical Conservation Science* 5: 301–319. <https://doi.org/10.1177/194008291200500306>
- Efe MA, Martins-Ferreira C, Olmos F, Mohr LV, Silveira LF (2006) Diretrizes da Sociedade Brasileira de Ornitologia para a destinação de aves silvestres provenientes do tráfico e cativo. *Revista Brasileira de Ornitologia* 14(1): 67–72.

- Fa JE, Gusset M, Flesness N, Conde DA (2014) Zoos have yet to unveil their full conservation potential. *Animal Conservation* 17: 97–100. <https://doi.org/10.1111/acv.12115>
- Fischer D, Neumann D, Purchase C, Bouts T, Meinecke-Tillmann S, Wehrend A, Lierz M (2014) The use of semen evaluation and assisted reproduction in Spix's macaws in terms of species conservation. *Zoo Biol* 33(3): 234–244. <https://doi.org/10.1002/zoo.21129>
- Fleming LV, Douse AF, Williams NP (2011) Captive breeding of peregrine and other falcons in Great Britain and implications for conservation of wild populations. *Endangered Species Research*. 14: 243–257. <https://doi.org/10.3354/esr00352>
- Freitas MA, Lima DM, Gomes FBR (2014) Registro de abate de gaviões-reais *Harpia harpyja* (Accipitridae) para consumo humano no Maranhão, Brasil. *Atualidades Ornitológicas* 178: 12–15.
- Gee GF, Bertschinger H, Donoghue AM, Blanco J, Soley J (2004) Reproduction in Nondomestic Birds: Physiology, Semen Collection, Artificial Insemination and Cryopreservation. *Avian and Poultry Biology Reviews*. 15: 47–101. <https://doi.org/10.3184/147020604783637435>
- Giraldo-Amaya M, Aguiar-Silva FH, Aparicio-U KM, Zuluaga S (2021) Human persecution of the Harpy Eagle: a widespread threat? *Journal of Raptor Research* 55(2): 281–286. <https://doi.org/10.3356/0892-1016-55.2.281>
- GLOBO RURAL (2012) 'Doutor harpia' cria aves silvestres para a reintrodução na natureza. <http://g1.globo.com/natureza/noticia/2012/01/doutor-harpia-cria-animais-silvestres-para-reintroducao-na-natureza.html> [accessed 13 apr 2021]
- Glowka L, Burhenne-Guilmin F, Syngé H (1994) A guide to the Convention on Biological Diversity. IUCN, Gland and Cambridge, [xii +] 161pp.
- Gusmão AC, Banhos A, Aguiar-Silva FH, Souza LS, Sanaiotti TM, Silva AM, Costa TM, Oliveira LE, Morais WG, Ferrari SF (2016) Records of the occurrence, nesting, and hunting of the Harpy Eagle (*Harpia harpyja*) (Aves: Accipitridae) in Rondônia, Southwestern Brazilian Amazonia. *Atualidades Ornitológicas* 190: 18–23.
- Gusmão AC, Degra D, Silva ODD, Souza LSD, Frota AVBD, Tuyama CA, Tuyama MC, Costa TMD, Dalbem AP, Barnett AA, Aguiar-Silva FH, Santos Filho MD (2020) Power lines as a threat to a canopy predator: electrocuted Harpy Eagle in southwestern Brazilian Amazon. *Journal of Threatened Taxa* 12(13): 16904–16908. <https://doi.org/10.11609/jott.6198.12.13.16904-16908>
- Gusset M, Dick G (2010) 'Building a Future for Wildlife'? Evaluating the contribution of the world zoo and aquarium community to in situ conservation. *International Zoo Yearbook* 44: 183–191. <https://doi.org/10.1111/j.1748-1090.2009.00101.x>
- IUCN/SSC (2014) Guidelines on the use of ex situ management for species conservation. Version 2.0. Gland, Switzerland: IUCN Species Survival Commission.
- Kuhn CN (2018) [WA2997981, *Harpia harpyja* (Linnaeus, 1758)]. Wiki Aves – A Enciclopédia das Aves do Brasil. <http://www.wikiaves.com/2997981> [accessed 04 April 2019]
- Lerner HRL, Johnson JA, Lindsay AR, Kiff LF, Mindell DP (2009) It is not too late for the Harpy Eagle (*Harpia harpyja*): High levels of genetic diversity and differentiation can fuel conservation programs. *PLoS ONE* 4(10): e10. <https://doi.org/10.1371/journal.pone.0007336>

- McGowan PJ, Traylor-Holzer K, Leus K (2017) IUCN guidelines for determining when and how ex situ management should be used in species conservation. *Conservation Letters* 10(3): 361–366. <https://doi.org/10.1111/conl.12285>
- Meller DA, Guadagnin DL (2016) Rediscovery of the Harpy Eagle *Harpia harpyja* (Accipitriformes: Accipitridae) for Rio Grande do Sul state, Brazil. *Revista Brasileira de Ornitologia* 24(1): 53–57. <https://doi.org/10.1007/BF03544329>
- Oliveira ALD, Silva RSE (2006) Registro de Harpia (*Harpia harpyja*) no cerrado de Tapira, Minas Gerais, Brasil. *Revista Brasileira de Ornitologia* 14(4) 433–434.
- Oliveira MJ (2018) Manejo Reprodutivo de Harpia em cativeiro no Brasil. Master Dissertation. Universidade Federal do Paraná, Curitiba, 137 pp.
- Pacífico EC, Barbosa EA, Filadelfo T, Oliveira KG, Silveira LF, Tella JL (2014) Breeding to non-breeding population ratio and breeding performance of the globally Endangered Lear's Macaw *Anodorhynchus leari*: conservation and monitoring implications. *Bird Conservation International* 24(4): 466–476. <https://doi.org/10.1017/S095927091300049X>
- Pais JA (2013) Jardim Zoológico: Desafios para a aplicação do conceito de Museo aos espaços de exposição de organismos vivos. Master Thesis. Universidade Federal do Estado do Rio de Janeiro – UNIRIO / Museo de Astronomia e Ciências Afins -MAST, Rio de Janeiro, 379 pp.
- Pascoal W, Souza LBE, Teixeira DR, Paula MJD, Crozariol MA, Dornas T (2014) Registro do gavião-real, *Harpia harpyja* (Accipitriformes, Accipitridae) em área urbana no bioma Cerrado. *Atualidades Ornitológicas* 177: 13–15.
- Pereira AMM, Salzo I (2006) Primeiro registro de nidificação de Harpia harpyja (Falconiformes, Accipitridae) na Serra da Bodoquena (Mato Grosso do Sul, Brasil). *Revista Brasileira de Ornitologia* 14(2): 157–160.
- Pinheiro RT, Dornas T (2009) Distribuição e conservação das aves na região do Cantão, Tocantins: ecótono Amazônia/Cerrado. *Biota Neotropical* 9(1): 187–205. <https://doi.org/10.1590/S1676-06032009000100019>
- Ribeiro MC, Metzger JP, Martensen AC, Ponzoni FJ, Hirota MM (2009) The Brazilian Atlantic Forest: How much is left, and how is the remaining forest distributed? Implications for conservation. *Biological Conservation* 142(6): 1141–1153. <https://doi.org/10.1016/j.biocon.2009.02.021>
- Sanaiotti TM, Junqueira TG, Palhares V, Aguiar-Silva FH, Henriques LMP, Oliveira, G, Guimarães VY, Castro V, Mota D, Trombin DE, Villar DNA, Lara KM, Fernandes D, Castilho L, Yosheno E, Alencar RM, Cesca L, Dantas SM, Laranjeiras TO, Mathias PC, Mendonça CV (2015) Abundance of Harpy and Crested Eagles from a reservoir-impact area in the Low- and Mid-Xingu River Sanaiotti. *Brazilian Journal of Biology* 75(3 suppl.): S190–S204. <https://doi.org/10.1590/1519-6984.00614BM>
- Sanjad N, Oren DC, e Silva JdeS Jr, Hoogmoed MS, Higuchi H (2012) Documentos para a história do mais antigo jardim zoológico do Brasil: o Parque Zoobotânico do Museo Goeldi. *Boletim do Museo Paraense Emílio Goeldi. Ciências Humanas* 7(1): 197–258. <https://doi.org/10.1590/S1981-81222012000100013>
- Seddon PJ, Griffiths CJ, Soorae PS, Armstrong DP (2014) Reversing defaunation: Restoring species in a changing world. *Science* 345(6195): 406–412. <https://doi.org/10.1126/science.1251818>

- Silva DA, Melo FR, Guimarães Jr IG (2013) Historical and recent records of the Harpy Eagle (*Harpia harpyja*) in the Cerrado biome of the state of Goiás, Brazil. *Revista Brasileira de Ornitologia* 21(4): 260–263.
- Silva AG, Knoechelmann CM, Mororó DI, Lisbôa FM, Araújo Jr LM (2010) Manejo de animais silvestres conservados na Fundação Zoobotânica de Marabá, Pará, Brasil. *Enciclopédia Biosfera, Centro Científico Conhecer* 6(10): 1–10.
- Silva Junior CHL, Pessoa ACM, Carvalho NS, Reis JBC, Anderson LO, Aragão LEOC (2021) The Brazilian Amazon deforestation rate in 2020 is the greatest of the decade. *Nature Ecology & Evolution* 5: 144–145. <https://doi.org/10.1038/s41559-020-01368-x>
- Silveira LF, Benedicto GA, Schunck F, Sugieda AM (2009) Aves. In: Bressan PM, Kierulff MCM, Sugieda AM (Eds) *Fauna ameaçada de extinção no Estado de São Paulo: Vertebrados*. Governo do Estado de São Paulo/Secretaria do Meio Ambiente/Fundação Parque Zoológico de São Paulo, São Paulo, 87–100.
- Snyder NE, Derrickson SR, Beissinger SR, Wiley JW, Smith TB, Toone WD, Miller B (1996) Limitations of captive breeding in endangered species recovery. *Conservation Biology* 10(2): 338–348. <https://doi.org/10.1046/j.1523-1739.1996.10020338.x>
- Soares ES, Amaral FSR, Carvalho-Filho EPM, Granzinolli MA, Albuquerque MJLB, Lisboa JS, Azevedo MAG, Moraes W, Sanaiotti TM, Guimarães G (2008) Plano de Ação Nacional para a Conservação de Aves de Rapina. Instituto Chico Mendes de Conservação da Biodiversidade, Brasília, 136 pp.
- Soares-Filho BS, Nepstad DC, Curran LM, Cerqueira GC, Garcia RA, Ramos CA, Voli E, McDonald A, Lefebvre P, Schlesinger P (2006) Modelling conservation in the Amazon basin. *Nature* 440(7083): 520–523. <https://doi.org/10.1038/nature04389>
- Todd FS (1972) Captive breeding of Harpy Eagles. *Journal of Raptor Research* 6(4): 137–143.
- Todd FS, Meachan T (1974) Breeding of the Harpy Eagle at the Los Angeles Zoo. *International Zoo Yearbook* 14: 90–94. <https://doi.org/10.1111/j.1748-1090.1974.tb00775.x>
- Trinca CT, Ferrari SF, Lees A (2008) Curiosity killed the bird: arbitrary hunting of Harpy Eagles *Harpia harpyja* on an agricultural frontier in southern Brazilian Amazonia. *Cotinga* 30: 12–15.
- Vargas FC, Faria PJ, Guedes NMR (2001) Incubação artificial, translocação e reintrodução de ninhegos de arara-azul (*Anodorhynchus hyacinthinus*) no Pantanal de Miranda, MS. In: Straube FC (Ed.) *Ornitologia sem Fronteiras e Resumos IX Congresso Brasileiro de Ornitologia*, Pontifícia Universidade Católica do Paraná, Curitiba, PR, 385–386.
- Voous KH (1969) Predation potential in birds of prey from Surinam. *Ardea* 57: 119–148.
- Watson RT, McClure CJW, Vargas FH, Jenny JP (2016) Trial restoration of the Harpy Eagle, a large, long-lived, tropical forest raptor, in Panama and Belize. *Journal of Raptor Research* 50(1): 3–22. <https://doi.org/10.3356/rapt-50-01-3-22.1>
- Zimmermann A (2010) The role of zoos in contributing to in situ conservation. In: Kleiman DG, Thompson KV, Baer CK (Eds) *Wild Mammals in Captivity: Principles and Techniques for Zoo Management*. The University of Chicago Press 23: 281–287.
- ZIMS (2020) Zoological Information Management System. Taxon Report *Harpia harpyja*. zims. <https://www.species360.org/> [accessed 05 May 2020]

Supplementary material 1

Table S1

Authors: Marcos José de Oliveira, Francisca Helena Aguiar-Silva, Wanderlei de Moraes, Tânia Margarete Sanaiotti, Aureo Banhos, Nei Moreira

Data type: docx. file

Explanation note: Survey form sent to 40 Harpy Eagles (*Harpia harpyja*) ex situ facilities in Brazil.

Copyright notice: This dataset is made available under the Open Database License (<http://opendatacommons.org/licenses/odbl/1.0/>). The Open Database License (ODbL) is a license agreement intended to allow users to freely share, modify, and use this Dataset while maintaining this same freedom for others, provided that the original source and author(s) are credited.

Link: <https://doi.org/10.3897/zookeys.1083.69047.suppl1>

Supplementary material 2

Table S2

Authors: Marcos José de Oliveira, Francisca Helena Aguiar-Silva, Wanderlei de Moraes, Tânia Margarete Sanaiotti, Aureo Banhos, Nei Moreira

Data type: docx. file

Explanation note: Harpy Eagle (*Harpia harpyja*) ex situ population outside Brazil in 2020. SAm-South America, CAm-Central America, NAm-North America, EU-Europe.

Copyright notice: This dataset is made available under the Open Database License (<http://opendatacommons.org/licenses/odbl/1.0/>). The Open Database License (ODbL) is a license agreement intended to allow users to freely share, modify, and use this Dataset while maintaining this same freedom for others, provided that the original source and author(s) are credited.

Link: <https://doi.org/10.3897/zookeys.1083.69047.suppl2>