

Pharmacologic management of overactive bladder

Sum Lam^{1,2}
Olga Hilas^{1,3}

¹St. John's University, College of Pharmacy and Allied Health Professions, Department of Clinical Pharmacy Practice, Queens, New York, USA; ²Division of Geriatric Medicine, Winthrop University Hospital, Mineola, New York, USA; ³Department of Pharmacy, New York-Presbyterian Hospital, Weill Cornell Medical Center, New York, New York, USA

Abstract: Overactive bladder (OAB) is a prevalent and costly condition that can affect any age group. Typical symptoms include urinary urgency, frequency, incontinence and nocturia. OAB occurs as a result of abnormal contractions of the bladder detrusor muscle caused by the stimulation of certain muscarinic receptors. Therefore, antimuscarinic agents have long been considered the mainstay of pharmacologic treatment for OAB. Currently, there are five such agents approved for the management of OAB in the United States: oxybutynin, tolterodine, trospium, solifenacin and darifenacin. This article summarizes the efficacy, contraindications, precautions, dosing and common side effects of these agents. All available clinical trials on trospium, solifenacin and darifenacin were reviewed to determine its place in therapy.

Keywords: overactive bladder, urinary incontinence, pharmacologic management, antimuscarinic agents, anticholinergics

Introduction

Overactive bladder (OAB) is a clinical condition characterized by urinary urgency with or without incontinence, urinary frequency and nocturia (Abrams 2002; Ouslander 2004). Patients with OAB typically present with symptoms of a sudden and compelling need to urinate which is difficult to defer (urgency), involuntary leakage of urine with feelings of urgency (urge urinary incontinence), frequency (≥ 8 micturitions in 24 hours) and nocturia (\geq one awakening per night to void) (Herbison 2003). In addition, patients with OAB tend to display poor health status, activity restriction, social isolation, depressive symptoms and decreased quality of life (Herbison 2003; Stewart 2003; Ouslander 2004; Chu 2006 and Staskin 2006). OAB affects approximately 17% of the population in the United States. Although incidence increases with advanced age, OAB may affect individuals of all age groups (Stewart 2003). In 2000, the direct and indirect expenses associated with OAB were about \$12 billion. The burden of diagnosis and treatment contributed to only 0.6% (\$78 million) and 23% (\$2.8 billion) of the total costs, respectively (Hu 2003).

OAB occurs as a result of abnormal and involuntary contractions of the detrusor muscle in the bladder, which is embedded by muscarinic receptors (M2 and M3 subtypes). Stimulation of M2 and M3 receptors by acetylcholine causes bladder contractions that leads to urination (Chu 2006 and Erdem 2006). Normally, the detrusor muscle remains at rest as the bladder is filled by urine (filling phase). However, it contracts during the filling phase in patients with OAB. Therefore, muscarinic receptor antagonists (antimuscarinic agents) are considered the mainstay of pharmacologic treatment for OAB (Erdem 2006).

Pharmacologic options

Muscarinic receptor antagonists inhibit the stimulation of the detrusor muscle by acetylcholine. Unfortunately, these agents are associated with undesirable anticholinergic adverse effects such as dry mouth, constipation, sedation, impaired cognitive function, tachycardia and blurred vision (Erdem 2006). In addition, their use is

Correspondence: Sum Lam
St. John's University, College of Pharmacy and Allied Health Professions, Department of Clinical Pharmacy Practice, 8000 Utopia Parkway, St. Albert Hall, Room 114, Queens, NY 11439-0001, USA
Tel +1 718 990 2073
Fax +1 718 990 1986
Email lams1@stjohns.edu

contraindicated in patients with narrow-angle glaucoma, urinary retention and gastric retention. These medications should be given with caution to the elderly, particularly those with gastroesophageal reflux (GERD), constipation, or impaired cognitive function. It is also imperative to monitor patient drug regimens for polypharmacy, potential drug interactions and other drug-related problems (Ouslander 2002 and Erdem 2006).

Older antimuscarinic agents used for the management of OAB are oral oxybutynin (Ditropan[®] and Ditropan XL[®], Ortho-McNeil), transdermal oxybutynin (Oxytrol[®], Watson Pharmaceuticals) and oral tolterodine (Detrol[®] and Detrol LA[®], Pfizer). In 2004, the United States Food and Drug Administration (FDA) approved three additional antimuscarinic agents for the management of OAB: trospium (Sanctura[®], Esprit/Indevus), solifenacin (VESIcare[®], Yamanouchi/GlaxoSmithKline), and darifenacin (Enablex[®], Novartis).

Oxybutynin and tolterodine

Oxybutynin is a relatively nonselective antimuscarinic agent which has been used for the management of OAB for over 30 years (Product Information 2004a; Staskin 2006). Three formulations are available: an immediate-release (IR) tablet taken twice daily (Ditropan[®], Ortho-McNeil), an extended-release (ER) tablet taken once daily (Ditropan XL[®], Ortho-McNeil), and a transdermal patch applied twice weekly (Oxytrol[®], Watson Pharmaceuticals) (Abramovicz et al 2001, 2003).

Tolterodine is a competitive muscarinic receptor antagonist which gained FDA approval for the treatment of OAB in 1998. Two formulations are available: an IR capsule taken twice daily (Detrol[®], Pfizer) and an ER capsule taken once daily (Detrol LA[®], Pfizer).

Oxybutynin and tolterodine have been commonly associated with adverse effects such as dry mouth, constipation, headache, dyspepsia, and dry eyes. Cognitive impairment, tachycardia and urinary retention may also occur. (Abramovicz et al 2001, 2003). The ER formulations of these agents have shown to be better tolerated, particularly with respect to dry mouth, and more effective than the respective IR- formulations.

Oxybutynin and tolterodine have demonstrated their efficacy in the management of OAB in multiple placebo-controlled studies (Abramovicz et al 2003; Product Information 2004a, 2005). Here we summarize four major trials that directly compare these two agents.

The Overactive Bladder: Judging Effective Control and Treatment (OBJECT) study was a prospective, randomized,

double-blind, parallel-group study that compared the efficacy and tolerability of oxybutynin-ER (10 mg once daily) to tolterodine-IR (2 mg twice daily). A total of 378 patients were treated with one of the agents for 12 weeks. About 88% (332 patients) completed the study. Results showed that oxybutynin-ER was significantly more effective than tolterodine-IR in weekly urge incontinence ($p = 0.03$), total incontinence ($p = 0.02$) and micturition frequency episodes ($p = 0.02$). However, both agents significantly improved symptoms of OAB from baseline as evaluated by the 3 outcomes measures ($p < 0.001$). Adverse events were similar among all patients, with dry mouth being reported most commonly (28.1% oxybutynin-ER group, 33.2% tolterodine-IR group) (Appell et al 2001).

The Overactive Bladder: Performance of Extended-Release Agents (OPERA) trial was a 12-week double-blind study which randomized 790 women with OAB to receive either oxybutynin-ER 10 mg once daily or tolterodine-ER 4 mg once daily. At 12 weeks, results showed similar improvements in weekly urge urinary incontinence for both groups as well as a significantly greater reduction in micturition frequency in the oxybutynin-ER group ($p = 0.003$). A greater percentage of women in the oxybutynin-ER group reported no episodes of urinary incontinence as compared to those in the tolterodine-ER group (23% vs 16.8%, $p = 0.03$). Tolerability was similar among all women, with the exception of dry mouth which was more commonly reported in the oxybutynin-ER group ($p = 0.02$) (Kiokno et al 2003).

The Antimuscarinic Clinical Effectiveness Trial (ACET) consisted of two identically designed open-label trials that randomized 1,289 participants with OAB to receive tolterodine-ER 2 mg or 4 mg once daily, or oxybutynin-ER 5 mg or 10 mg once daily for 8 weeks. At the end of the trial, more patients in the tolterodine-ER groups reported an improvement in their bladder condition (60% tolterodine-ER 2 mg group, 70% tolterodine-ER 4 mg group, 59% oxybutynin-ER 5 mg group, and 60% oxybutynin-ER 10 mg group; $p < 0.01$ vs oxybutynin-ER 10 mg). Furthermore, the response to therapy was greater in patients whose perception of bladder symptoms were moderate to severe at the beginning of the trial. In terms of adverse effects, dose-dependent dry mouth was most commonly reported in both groups, but a lower severity was reported in the tolterodine-ER group (Sussman et al 2002).

Another study compared the efficacy and safety of the transdermal oxybutynin to oral tolterodine-ER and placebo in the treatment of OAB. This 12-week, double-blind study randomized 361 patients to receive twice weekly transdermal oxybutynin (3.9 mg/day), tolterodine-ER 4 mg once daily,

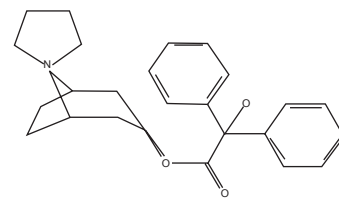
or placebo after withdrawal of previous treatments. At the end of the study, significant reductions in the number of daily incontinence episodes (median change of -3 in the transdermal oxybutynin group, and -3 in the tolterodine-ER group vs -2 in the placebo group; $p < 0.05$), increases in the average void volume (median change of 24 mL and 29 mL vs 5.5 mL; $p < 0.01$), and improved quality of life based on questionnaire answers were observed. The most commonly reported adverse effects in the transdermal oxybutynin group were application site pruritus (14% vs 4% placebo) and erythema (8.3% vs 1.7% placebo). The incidence of dry mouth in this groups was 4.1% as compared to 7.3% in the tolterodine-ER group and 1.7% in the placebo group ($p < 0.05$) (Dmochowski et al 2003).

Trospium

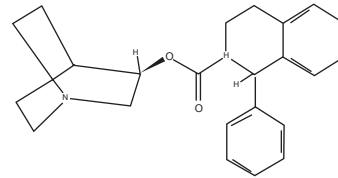
In May 2004, trospium (Sanctura[®], Esprit/Indevus) gained FDA approval for the management of OAB (Product Information 2004c). Trospium is a quaternary ammonium compound that has antimuscarinic properties (Figure 1). Trospium has high water solubility, low oral bioavailability and thus poor penetration into the central nervous system (CNS). These characteristics explain its lesser pronounced CNS side effects when compared to oxybutynin, a tertiary amine (Todorova et al 2001). Table 1 compares its pharmacokinetics to that of other agents for the management of OAB. The recommended dose is 20 mg twice daily at least 1 hour before meals or administered on an empty stomach. The dosage should be reduced to 20 mg once daily in patients with creatinine clearance (CrCl) < 30 mL/min or patients ≥ 75 years of age (Product Information 2004c).

The efficacy of trospium was evaluated in two multicenter, double-blind, randomized, placebo-controlled, 12-week studies (Product Information 2004c; Zinner et al 2004; Rudy et al 2006a). Entry criteria required that patients have urge or mixed incontinence (with a predominance of urge), urge incontinence episodes of ≥ 7 per week, and > 70 micturitions per week. The efficacy outcomes included improvement in urinary frequency, urge incontinence and urinary void volume. Of the 591 patients who received trospium, 249 (42%) were ≥ 65 years of age and 89 (15%) were ≥ 75 years of age (Product Information 2004c).

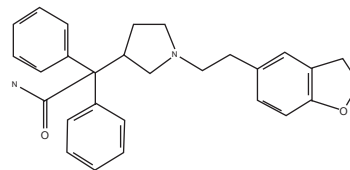
In one study, 262 patients received trospium 20 mg twice daily and 261 patients received placebo for 12 weeks (Table 2) (Zinner et al 2004). The majority of patients were Caucasian (85%) and female (74%) ranging in age between

Cl⁻

Trospium



Solifenacin



Darifenacin

Figure 1 Chemical structures of trospium, solifenacin and darifenacin.

21 and 90 years. The mean change from baseline in urinary frequency was -1.3 in the patients who received placebo and -2.4 in those who received trospium ($p < 0.001$). The mean change from baseline in urge incontinence episodes per week was -13.9 for the placebo group and -15.4 for the trospium group ($p = 0.012$). The mean change from baseline in urinary void volume was $+7.7$ mL in patients who received placebo and $+32.1$ mL in those who received trospium ($p < 0.001$). About 8.8% of those in trospium group and 5.7% of placebo group discontinued from the study due to adverse events.

In another study, a total of 329 patients received trospium 20 mg twice daily and 329 patients received placebo for 12 weeks (Table 2) (Rudy et al 2006a). The majority of patients were Caucasian (88%) and female (82%) ranging in age between 19 and 94 years. The mean change from baseline in urinary frequency was -1.8 in the patients who received placebo and -2.7 in those who received trospium ($p < 0.001$). The mean change from baseline in urge incontinence episodes

Table 1 Pharmacokinetics of antimuscarinic agents approved for overactive bladder

	Oxybutynin	Tolterodine	Trospium	Solifenacin	Darifenacin
F (%)	IR and ER: 6%; no change with food	IR and ER: 77%; no change with food	< 10%; high fat meals decrease absorption by 70–80%	90%; no change with food	15–20%; no change with food
C_{max} (ng/mL), mean	IR (5 mg): 3.6 to 7.8 ER (10 mg): 1.0–1.8 Transdermal (single-dose): 3.0 to 3.4	IR (4 mg): 1.6 to 10 ER (4 mg): 1.3	3.5	32.3 (5 mg) 62.9 (10 mg)	2.0 (7.5 mg) 5.8 (15 mg)
T_{max} (hr), mean	IR (5 mg): 0.65 to 0.89 ER (10 mg): 11.8 to 12.7 Transdermal (single-dose): 36 to 48	IR (4 mg): 1.4 to 1.6 ER (4 mg): 4	5–6	3–8	7–8
T_{1/2} (hr), mean	IR (5 mg): 1.1 to 2.3 ER (10 mg): 12.4–13.2 Transdermal (single-dose): 7 to 8 after removal	IR (4 mg): 2.0 to 6.5 ER (4 mg): 8.4	18	45–68	13–19
CYP450 Metabolism	IR and ER: 3A4	2D6	CYP450 not involved	3A4	3A4, 2D6
Excretion	Extensively metabolized; <0.1% excreted in the urine	Urine 77%; feces 17%	Feces 85% urine 6%	Urine 70%, feces	Urine 60%, feces
V_d (L), mean	193	113	395	600	163
Protein binding	91–93%	96%	50–85%	98%	98%
Pharmacokinetic change in geriatrics	No	Mean serum concentrations may be higher	No	20–25% higher in C _{max} , drug exposure and t _{1/2}	NR

Abbreviations: F, Bioavailability; C_{max}, Maximum observed plasma concentration; T_{max}, Time of occurrence of C_{max}; T_{1/2}, Half life; CYP450, Cytochrome P450 liver enzymes; V_d, Volume of distribution; IR, Immediate release; ER, Extended release; NR, Not reported.

per week was –12.1 for the placebo group and –16.1 for the trospium group ($p < 0.001$). The mean change in urinary void volume was +9.4 mL in patients who received placebo and +35.6 mL in those who received trospium ($p < 0.001$). Efficacy of trospium could be seen within 7 days of therapy (Rudy et al 2006b).

Dry mouth and constipation were reported in 20% and 10% of patients in the clinical trials, respectively. Other

adverse events reported were headache (4%), fatigue (2%), dyspepsia (1%), and flatulence (1%). Drug interactions may occur when coadministering trospium with drugs that are renally eliminated by active tubular secretion (digoxin, procainamide, pancuronium, morphine, vancomycin, metformin, and tenofovir). Due to competition in renal elimination, serum concentration of trospium and/or the coadministered drug can increase (Product Information 2004c).

Table 2 Efficacy of trospium in the management of overactive bladder (Product Information 2004c)

Efficacy endpoint	Zinner et al 2004		Rudy et al 2006a	
	Placebo (n = 256)	Trospium (n = 253)	Placebo (n = 325)	Trospium (n = 323)
Urinary frequency/24 hours				
Mean baseline	12.9	12.7	13.2	12.9
Mean change from baseline	–1.3	–2.4	–1.8	–2.7
Urge incontinence episodes/week ^a				
Mean baseline	30.1	27.3	27.3	26.9
Mean change from baseline	–13.9	–15.4	–12.1	–16.1
Urinary void volume (mL)				
Mean baseline	156.6	155.1	154.6	154.8
Mean change from baseline	+7.7	+32.1	+9.4	+35.6

^aPlacebo n = 253, trospium n = 248 in Zinner et al (2004).

Placebo n = 320, trospium n = 319 in Rudy et al (2006a).

Solifenacin

Solifenacin (VESIcare[®], Yamanouchi/GlaxoSmithKline) is a muscarinic blocker for the management of OAB. It is a competitive, selective M1 and M3 receptor antagonist. In animal studies, the selectivity of solifenacin for the bladder over the salivary glands was greater than that of tolterodine, oxybutynin, darifenacin or atropine (Simpson et al 2005). The starting dosage is 5 mg daily with or without food, and may be titrated to 10 mg daily as tolerated. A maximum daily dose of 5 mg is recommended in patients with CrCl <30 mL/min, with Child-Pugh B hepatic impairment, or receiving potent cytochrome P450 enzyme (CYP) 3A4 inhibitors, such as ketoconazole (Product Information 2004d).

Four 12-week, double-blind, randomized, placebo-controlled, parallel group, multicenter clinical trials evaluated the efficacy and safety of solifenacin for the management of OAB (Gittelman et al 2003; Cardozo et al 2004; Chapple et al 2004; Haab et al 2005). All patients were required to have symptoms of OAB for ≥ 3 months. These studies involved 3027 patients (1811 on solifenacin and 1216 on placebo), and approximately 90% of these patients completed the studies. The majority of patients were Caucasian (93%) and female (80%) with a mean age of 58 years. At 12-weeks, the mean reduction in the number of micturitions per 24 hours was greater with solifenacin 5 mg (-2.3; $p < 0.001$) and solifenacin 10 mg (-2.7; $p < 0.001$) as compared to placebo (-1.4). The mean reduction in the number of daily incontinence episodes

was greater with solifenacin 5 mg (-1.5; $p < 0.001$) and solifenacin 10 mg (-1.8; $p < 0.001$) as compared to placebo (-1.1). The mean increase in the volume voided per micturition was significantly greater with solifenacin 5 mg (+32.3 mL; $p < 0.001$) and solifenacin 10 mg (+42.5 mL; $p < 0.001$) compared to placebo (+8.5 mL). Similar safety and effectiveness were observed between older (623 patients ≥ 65 years and 189 patients ≥ 75 years) and younger patients (Product Information 2004d). Table 3 reports the major results from four individual 12-week clinical trials.

Solifenacin demonstrated similar efficacy when compared to tolterodine-IR 2 mg twice daily in a randomized, double-blind, 12-week trial (Chapple et al 2004). Compared to baseline, the mean change in number of urgency episodes per 24 hours were: -1.41 (placebo); -2.85 (solifenacin 5 mg); -3.07 (solifenacin 10 mg) and -2.05 (tolterodine-IR). The changes in episodes of incontinence were: -0.76 (placebo), -1.42 (solifenacin 5 mg), -1.45 (solifenacin 10 mg) and -1.14 (tolterodine-IR). The mean number of voids in 24 hours were: -1.20 (placebo), -2.19 (solifenacin 5 mg), -2.61 (solifenacin 10 mg), and -1.88 (tolterodine-IR). The mean volume voided per micturition was significantly higher with all three active treatments (48 to 41 mL). The most common side effects reported were dry mouth (solifenacin 14%–21%, tolterodine-IR 19%), constipation (solifenacin 7%–8%, tolterodine-IR 3%) and blurred vision (solifenacin 4%–6%, tolterodine-IR 2%).

Table 3 Efficacy of solifenacin in the management of overactive bladder (Product Information 2004d)

Efficacy Endpoint	Chapple et al 2004			Cardozo et al 2004			Gittelman et al 2003			
	Placebo	Solifenacin		Placebo	Solifenacin		Placebo	Solifenacin	Placebo	Solifenacin
	(n = 253)	5 mg (n = 266)	10 mg (n = 264)	(n = 281)	5 mg (n = 286)	10 mg (n = 290)	(n = 309)	(n = 306)	10 mg (n = 295)	10 mg (n = 298)
Urinary frequency /24 hours										
Mean baseline	12.2	12.1	12.3	12.3	12.1	12.1	11.5	11.7	11.8	11.5
Mean change from baseline	-1.2	-2.2	-2.6	-1.7	-2.4	-2.9	-1.5	-3.0	-1.3	-2.4
Urge incontinence episodes/week ^a										
Mean baseline	18.9	18.2	18.2	22.4	18.2	19.6	21.0	21.7	20.3	20.3
Mean change from baseline	-5.6	-9.8	-10.5	-9.1	-11.2	-11.2	-7.7	-14.0	-8.4	-14.0
Urinary void volume (mL)										
Mean baseline	143.8	149.6	147.2	147.2	148.5	145.9	190.3	183.5	175.7	174.1
Mean change from baseline	+7.4	+32.9	+39.2	+11.3	+31.8	+36.6	+2.7	+47.2	+13.0	+46.4

^aFor comparison purpose, data derived from multiplying the numbers of incontinence episodes per 24 hours (Product Information 2004d) by 7.

In another study, solifenacin showed greater efficacy to tolterodine-ER 4 mg once daily in decreasing urgency episodes, incontinence, and pad usage and increasing the volume voided per micturition (Chapple et al 2005). More patients in the solifenacin group reported improvements in perception of bladder symptoms.

The long-term efficacy and safety of solifenacin were demonstrated in a 52-week study (12-week phase III study followed by a 40-week open-label extension study) (Haab et al 2005). Eighty-one percent of 1637 patients completed the study with 4.7% of patients discontinuing treatment due to adverse events. Improvements in OAB symptoms were noted for all patients for up to 52 weeks of treatment. Patient satisfaction with solifenacin tolerability and efficacy was high at 85% and 74%, respectively. Solifenacin also significantly improved the quality of life in patients with OAB symptoms after 12 weeks of treatment, with further improvements during long-term administration up to 1 year (Haab et al 2005; Kelleher et al 2005).

Common side effects reported were dry mouth (11%, 28%), constipation (5%, 13%), blurred vision (4%, 5%), and dyspepsia (1%, 4%) for solifenacin 5 mg and solifenacin 10 mg, respectively (Product Information 2004d). Patients should be advised to contact their physician if they

experience severe abdominal pain or become constipated for 3 or more days. Drug Interactions must be monitored between solifenacin and potent CYP3A4 inhibitors (eg, ketoconazole, itraconazole, ritonavir, nelfinavir, clarithromycin, and nefazodone).

Darifenacin

In December 2004, darifenacin (Enablex[®], Novartis), another muscarinic receptor antagonist, was approved for the management of OAB (Product Information 2004b). It has a greater affinity for the bladder-specific M3 receptor. The recommended starting dose is 7.5 mg once daily with or without food. After two weeks of therapy, the dose may be increased to 15 mg once daily if tolerated. The maximum daily dose of 7.5 mg is recommended in patients with moderate hepatic impairment or in those taking potent CYP3A4 inhibitors (eg, ketoconazole, itraconazole, ritonavir, nelfinavir, clarithromycin, and nefazodone) concomitantly. Darifenacin should be administered with caution to patients with severe hepatic impairment. Patients should swallow the whole tablets without chewing, crushing or dividing.

Four randomized, double-blind, placebo-controlled, multicenter, 12-week studies evaluated the efficacy and safety

Table 4 Efficacy of darifenacin in the management of overactive bladder (Product Information 2004b)

Efficacy endpoint	Haab et al 2004			Hill et al 2006			Steers et al 2005					
	Placebo	Darifenacin		Placebo	Darifenacin		Placebo	Darifenacin		Placebo	Darifenacin	
	(n = 164)	7.5 mg (n = 229)	15 mg (n = 115)	(n = 109)	7.5 mg (n = 108)	15 mg (n = 107)	(n = 115)	15 mg (n = 112)	(n = 127)	7.5/15 mg (n = 268)		
Urinary frequency/ 24 hours												
Median baseline	10.1	10.1	10.1	10.1	10.3	11.0	10.4	10.5	10.4	9.9		
Median change from baseline	-0.8	-1.6	-1.7	-1.1	-1.7	-1.9	-1.2	-1.9	-1.9	-1.9		
Median difference to placebo	-	-0.8	-0.9	-	-0.5	-0.7	-	-0.5	-	-0.8		
Urge incontinence episodes/week												
Median baseline	16.6	16.3	17.0	16.1	14.0	17.3	15.5	16.2	14.0	16.0		
Median change from baseline	-7.6	-9.0	-10.4	-5.9	-10.4	-8.1	-9.0	-11.4	-6.0	-8.2		
Median difference to placebo	-	-1.5	-2.1	-	-2.8	-4.3	-	-2.4	-	-1.4		
Urinary void volume (mL)												
Median baseline	162.4	160.2	151.8	162.2	161.7	157.3	147.1	155.0	177.2	173.7		
Median change from baseline	+7.6	+14.9	+30.9	+7.1	+16.8	+23.6	+4.6	+26.7	+6.6	+18.8		
Median difference to placebo	-	+9.1	+20.7	-	+9.2	+16.6	-	+20.1	-	+13.3		

of darifenacin (Haab et al 2004; Steers et al 2005; Chapple et al 2005; Hill et al 2006). The majority of patients were white (94%) and female (84%), with a mean age of 58 years (range: 19 to 93 years). All patients had ≥ 8 micturitions and ≥ 1 episode of urinary urgency per day and ≥ 5 episodes of urge urinary incontinence per week for at least six months. A significant decrease in weekly urge incontinence from baseline was observed in all four studies. Reductions in weekly incontinence were observed within the first 2 weeks in patients treated with darifenacin. Table 4 reports the major results from four individual 12-week clinical trials (Product Information 2004b).

An analysis of pooled data from three phase III, multicenter, double-blind, 12-week clinical trials (n = 1059 adults,

85% women) confirmed the efficacy and safety of darifenacin in OAB. Darifenacin reduced the number of weekly incontinence episodes by 8.8 (median) at 7.5 mg, and 10.6 (median) at 15 mg (both $p < 0.01$ versus placebo). Darifenacin also reduced the frequency and severity of urgency, voiding frequency, and number of significant leaks, and increased bladder capacity (Chapple et al 2005).

Darifenacin provides comparable efficacy with improved tolerability when compared to oxybutynin. A double-blind study randomized 76 adults with OAB to receive 2 weeks each of darifenacin 15 and 30 mg once daily, oxybutynin 5 mg three times daily and placebo, in random sequence at 10-day intervals. Darifenacin and oxybutynin significantly reduced incontinence episodes, and the number/severity of urgency episodes (all

Table 5 Considerations for individualizing therapy for overactive bladder (Product Information 2004a, 2004b, 2004c, 2004d)

	Oxybutynin	Tolterodine	Trospium	Solifenacin	Darifenacin
Usual Adult Dosage	IR: 5 mg orally 2 or 3 times daily ER: 5 mg or 10 mg orally once daily (same time each day) Transdermal: 1 patch (3.9 mg/day) applied twice weekly (every 3 to 4 days)	IR: 2 mg orally twice daily ER: 4 mg orally once daily	20 mg twice daily Age ≥ 75 : 20 mg once daily	5 to 10 mg once daily	7.5 to 15 mg once daily
Hepatic Insufficiency	--	IR: 1 mg orally twice daily ER: 2 mg orally once daily	--	Moderate: 5 mg once daily Severe: avoid use	Moderate: 7.5 mg once daily Severe: avoid use
Renal Insufficiency	--	CrCl 10 to 30ml/min IR: 1 mg orally twice daily ER: 2 mg orally once daily	CrCl < 30 ml/min: 20 mg once daily	CrCl < 30 ml/min: -- 5 mg once daily	--
CYP Interactions	Belladon, Belladonna Alkaloids, Cisapride, Clomipramine, Ketoconazole	Clarithromycin, Cyclosporine, Erythromycin, Fluoxetine, Itraconazole, Ketoconazole, Miconazole, Vinblastine, Warfarin	--	3A4 inhibitors (see text)	2D6 & 3A4 inhibitors (see text)
Comments	Take with or without food. Swallow whole. Do not crush, break, or chew	Take with or without food. Take with water or liquids. Swallow whole. Do not crush, break, or chew	Take before meals or on empty stomach	Take with or without food. Take with water or liquids Swallow whole.	Take with or without food Take with water or liquids Swallow whole. Do not crush, break, or chew
Cost^a	Average generic: \$22.80 Ditropan [®] : \$64.20 Ditropan XL [®] : \$94.20 Oxytrol [®] : \$88.16	Detrol [®] : \$105.60 Detrol LA [®] : \$91.80	\$82.20	\$100.20	\$99.60

^aFrom Rizack (2005).

$p < 0.05$ vs placebo). Improvements in symptoms with darifenacin were dose-dependent. Dry mouth occurred in 13%, 34% and 36% in the darifenacin 15 mg, 30 mg and oxybutynin groups, respectively. Constipation occurred more commonly in darifenacin groups, 10%, 21% and 8%, respectively. Patients reported blurred vision or dizziness with oxybutynin only (3% and 2%, respectively) (Zinner et al 2005).

In all fixed-dose phase III studies combined, 3.3% of patients treated with darifenacin discontinued due to adverse events versus 2.6% in placebo. Dry mouth and constipation were the leading causes of treatment discontinuation. The most common adverse effects associated with darifenacin 7.5 mg and 15 mg, respectively, were: dry mouth (20%, 35%), constipation (15%, 21%), dyspepsia (3%, 8%), urinary tract infection (5%, 5%) and abdominal pain (2%, 4%). Darifenacin is extensively metabolized by CYP2D6 and CYP3A4. Daily coadministration of darifenacin 30 mg with a potent CYP2D6 inhibitor (eg, paroxetine) can lead to a 33% increase of darifenacin drug exposure at steady state (Product Information 2004b).

Similar to other anticholinergic drugs, all newer agents for the management of OAB (trospium, solifenacin and darifenacin) are contraindicated in patients with urinary retention, gastric retention, or uncontrolled narrow-angle glaucoma (Product Information 2004b). Use these agents cautiously in patients with clinically significant bladder outflow obstruction, ulcerative colitis, intestinal atony, gastrointestinal obstructive disorders, myasthenia gravis, narrow-angle glaucoma, and moderate/severe hepatic dysfunction. Patients should be informed of possible anticholinergic side effects, such as heat prostration (fever and heat stroke due to decreased sweating in hot environment), dry mouth, constipation, dry eyes, urinary retention, dizziness and blurred vision. Use these agents only if the potential benefits outweigh the risks associated with therapy (Product Information 2004b).

Summary

Antimuscarinic agents are the mainstay of pharmacologic treatment of OAB. Currently available drugs indicated for the treatment of OAB with symptoms of urge urinary incontinence, urgency and frequency are: oxybutynin, tolterodine, trospium, solifenacin and darifenacin. All of these agents have demonstrated efficacy and safety in placebo-controlled clinical trials. Additionally, they have similar contraindications, precautions and side effect profiles (dry mouth, constipation and other anticholinergic effects). Management of urinary symptoms associated with OAB should be individualized based on patient renal/hepatic function,

medical conditions and concurrent medication use. Dosing convenience and drug cost should be considered to promote patient compliance (Table 5). Anticholinergic side effects should be monitored closely, especially in the elderly and those who take other anticholinergic agents concomitantly. Ideally, patient medication regimen should be reviewed periodically for therapeutic efficacy, drug toxicity, clinically significant drug interactions and other drug-related problems.

References

- Abramowicz M, et al. 2001. Detrol LA and Ditropan XL for overactive bladder. *Med Letter*, 43:28–9.
- Abramowicz M, et al. 2003. Oxybutynin transdermal (Oxytrol) for overactive bladder. *Med Letter*, 45:38–9.
- Abrams P, Cardozo L, Fall M, et al. 2002. The standardisation of terminology of lower urinary tract function: report from the Standardisation Sub-committee of the International Continence Society. *Neurourol Urodyn*, 21:167–78.
- Appell RA, Sand P, Dmochowski R, et al. 2001. Prospective randomized controlled trial of extended-release oxybutynin chloride and tolterodine tartrate in the treatment of overactive bladder: results of the OBJECT study. *Mayo Clin Proc*, 76:358–63.
- Cardozo L, Lisek M, Millard R, et al. 2004. Randomized, double-blind placebo controlled trial of the once daily antimuscarinic agent solifenacin succinate in patients with overactive bladder. *J Urol*, 172:1919–24.
- Chapple CR, Rechberger T, Al-Shukri S, et al. 2004. Randomized, double-blind placebo- and tolterodine-controlled trial of the once-daily antimuscarinic agent solifenacin in patients with symptomatic overactive bladder. *BJU Int*, 93(3):303–10.
- Chapple CR, Steers W, Norton P, et al. 2005. A pooled analysis of three phase III studies to investigate the efficacy, tolerability and safety of darifenacin, a muscarinic M3 selective receptor antagonist, in the treatment of overactive bladder. *BJU Int*, 95(7):993–1001.
- Chapple CR, Martine-Garcia R, Selvaggi L, et al. 2005. A comparison of the efficacy and tolerability of solifenacin succinate and extended release tolterodine at treating overactive bladder syndrome; results of the STAR trial. *Eur Urol*, 48:464–70.
- Chu FM, Dmochowski R. 2006. Pathophysiology of overactive bladder. *Am J Med*, 119:3S–8S.
- Diokno AC, Appell RA, Sand PK, et al. 2003. Prospective, randomized, double-blind study of the efficacy and tolerability of the extended-release formulations of oxybutynin and tolterodine for overactive bladder: results of the OPERA trial. *Mayo Clin Proc*, 78:687–95.
- Dmochowski RR, Sand PK, Zinner NR, et al. 2003. Comparative efficacy and safety of transdermal oxybutynin and oral tolterodine versus placebo in previously treated patients with urge and mixed urinary incontinence. *Urology*, 62:237–42.
- Erdem N, Chu FM. 2006. Management of overactive bladder and urge urinary incontinence in the elderly patient. *Am J Med*, 119:29S–36S.
- Gittelman M, Chu FM, Klimberg I, et al. 2003. Two randomized, double-blind, placebo-controlled, parallel-group, fixed-dose, multicenter studies assess the efficacy and safety of daily oral administration of 10 mg YM905 versus placebo in male and female subjects with overactive bladder. *J Urol*, 169:349.
- Haab F, Stewart L, Dwyer P. 2004. Darifenacin, an M3 selective receptor antagonist, is an effective and well-tolerated once-daily treatment for overactive bladder. *Eur Urol*, 45(4):420–9.
- Haab F, Cardozo L, Chapple C, et al. 2005. Solifenacin Study Group. Long-term open-label solifenacin treatment associated with persistence with therapy in patients with overactive bladder syndrome. *Eur Urol*, 47:376–84.

- Herbison P, Hay-Smith J, Ellis G, et al. 2003. Effectiveness of anticholinergic drugs compared with placebo in the treatment of overactive bladder. *BMJ*, 326:841–4.
- Hill S, Khullar V, Wyndaele JJ, et al. 2006. Dose response with darifenacin, a novel once-daily M3 selective receptor antagonist for the treatment of overactive bladder: results of a fixed dose study. *Int Urogynecol J Pelvic Floor Dysfunct*, 17(3):239–47.
- Hu TW, Wagner TH, Bentkover JD, et al. 2003. Estimated economic costs of overactive bladder in the United States. *Urology*, 61:1123–8.
- Kelleher CJ, Cardozo L, Chapple CR, et al. 2005. Improved quality of life in patients with overactive bladder symptoms treated with solifenacin. *BJU Int*, 95:81–5.
- Ouslander JG. 2002. Geriatric considerations in the diagnosis and management of overactive bladder. *Urology*, 60:50–5.
- Ouslander JG. 2004. Management of overactive bladder. *N Engl J Med*, 350:786–99.
- Product Information, 2004a. Ditropan XL®, oxybutynin chloride extended-release tablets. Ortho-McNeil Pharmaceutical, Inc., New Jersey, USA.
- Product Information, 2004b. Enablex®, darifenacin. Novartis Pharmaceuticals Corporation, New Jersey, USA.
- Product Information, 2004c. Sanctura®, trospium. Esprit, New Jersey, USA.
- Product Information, 2004d. VESicare®, solifenacin. Yamanouchi Pharma America, Inc. and GlaxoSmithKline, Oklahoma & New Jersey, USA.
- Product Information, 2005. Detrol LA®, tolterodine tartrate extended-release capsules. Pfizer Inc., New York, USA.
- Rizack MA. 2005. Solifenacin and darifenacin for overactive bladder. *Med Letter*, 47:23–4.
- Rudy D, Cline K, Harris R, et al. 2006. Multicenter phase III trial studying trospium chloride in patients with overactive bladder. *Urology*, 67:275–80.
- Rudy D, Cline K, Harris R, et al. 2006. Time to onset of improvement in symptoms of overactive bladder using antimuscarinic treatment. *BJU Int*, 97:540–6.
- Simpson D, Wagstaff AJ. 2005. Solifenacin in overactive bladder syndrome. *Drugs Aging*, 22:1061–9.
- Staskin DR, MacDiarmid SA. 2006. Pharmacologic management of overactive bladder: practical options for the primary care physician. *Am J Med*, 119:24S–8S.
- Staskin DR, MacDiarmid SA. Using anticholinergics to treat overactive bladder: the issue of treatment tolerability. *Am J Med*, 2006;119:9S–15S.
- Steers W, Corcos J, Foote J, et al. 2005. An investigation of dose titration with darifenacin, an M3-selective receptor antagonist. *BJU Int*, 95:580–6.
- Stewart WF, Van Rooyen JB, Cundiff GW, et al. 2003. Prevalence and burden of overactive bladder in the United States. *World J Urol*, 20:327–36.
- Sussman D, Garely A. 2002. Treatment of overactive bladder with once-daily extended-release tolterodine or oxybutynin: the antimuscarinic clinical effectiveness trial (ACET). *Curr Med Res Opin*, 18:177–84.
- Todorova A, Vonderheid-Guth B, Dimpfel W. 2001. Effects of tolterodine, trospium chloride, and oxybutynin on the central nervous system. *J Clin Pharmacol*, 41:636–44.
- Zinner N, Gittelman M, Harris R, et al. 2004. Susset J, Kanelos A, Auerbach S. Trospium chloride improves overactive bladder symptoms: a multicenter phase III trial. *J Urol*, 171:2311–5.
- Zinner N, Tuttle J, Marks L. 2005. Efficacy and tolerability of darifenacin, a muscarinic M3 selective receptor antagonist (M3 SRA), compared with oxybutynin in the treatment of patients with overactive bladder. *World J Urol*, 23:248–52.

