

REVIEW

Cite this: *RSC Adv.*, 2019, 9, 17101Received 13th March 2019
Accepted 17th May 2019

DOI: 10.1039/c9ra01941c

rsc.li/rsc-advances

Cross-dehydrogenative coupling reactions between arenes (C–H) and carboxylic acids (O–H): a straightforward and environmentally benign access to O-aryl esters

Sattar Arshadi,^a Alireza Banaei,^a Aazam Monfared,^a Saeideh Ebrahimiasl^{bc} and Akram Hosseinian^{id}*^d

Transition-metal catalyzed cross-dehydrogenative-coupling reactions encompass highly versatile and atom economical methods for the construction of various carbon–carbon and carbon–heteroatom bonds by combining two C(X)–H (X = heteroatom) bonds. Along this line, direct acyloxylation of C–H bonds with carboxylic acids has emerged as a powerful and green approach for the synthesis of structurally diverse esters. In this focus-review we will describe recent progress in direct esterification of aromatic C–H bonds with special emphasis on the mechanistic features of the reactions. Literature has been surveyed until the end of February 2019.

1. Introduction

Without the slightest doubt, esters are one the most significant classes of carbonyl compounds, featuring in a large number of natural products,¹ synthetically useful intermediates,² and

medicinally relevant compounds (Fig. 1).³ Molecules containing this prominent medical moiety have showed widespread biological activities such as anti-cancer,⁴ anti-HIV,⁵ anti-asthma,⁶ anti-glaucoma,⁷ anticonvulsant,⁸ and antibiotic⁹ activities. Furthermore, this motif is widely distributed in agrochemicals like malathion, permethrin, clodinafop propargyl, and many more.¹⁰ In light of the above-mentioned benefits, the development of novel, practical and economical approaches for the high yielding synthesis of the titled compounds, from simple, easily accessible and inexpensive starting materials is always interesting.

^aDepartment of Chemistry, Payame Noor University, Tehran, Iran^bDepartment of Chemistry, Ahar Branch, Islamic Azad University, Ahar, Iran^cIndustrial Nanotechnology Research Center, Tabriz Branch, Islamic Azad University, Tabriz, Iran^dSchool of Engineering Science, College of Engineering, University of Tehran, P. O. Box 11365-4563, Tehran, Iran. E-mail: hoseinian@ut.ac.ir

Sattar Arshadi was born in Miandoab, west Azerbaijan province, Iran, in 1973. He received his B.Sc. degree in chemistry in the University of Kermanshah (1997) and his M.Sc. (2000) under supervision of Professor Issa Yavari and PhD (2004) in organic chemistry under supervision of Professor M. Z. Kassaei both in Tarbiat Modarres University, Tehran, Iran. Then, he went to

the University of Payame Noor as an assistant professor (2005). His main research interest is computational chemistry (especially on rearrangements and interactions in nano systems), organic synthesis and spectral studies of organic compounds.



Alireza Banaei was born in Ardabil, Iran, in 1966. He received his B.S. degree in Pure Chemistry from University of Shahid Beheshti Tehran, Iran, and his M.S. degree in organic chemistry from Tabriz University, Tabriz, Iran, in 1994 under the supervision of Prof. A. Shahrissa. He completed his PhD degree in 2000 under the supervision of Prof. A. Shahrissa. Now he is working at the University of

Payame Noor as Associate Professor. His research interests include inorganic and organic synthesis, new methodologies in nano material synthesis, carbon dots.



Cross-dehydrogenative-coupling reactions, which combine two unmodified C(X)–H (X = heteroatom) bonds for the construction of new C(X)–C(X) bonds, represent one of the most versatile and atom-economical methods in organic synthesis that can avoid the use of pre-functionalized substrates to make synthetic schemes shorter and cleaner than traditional cross-coupling reactions.^{11–13} In this regard, direct esterification of C–H bonds with carboxylic acids have got ever-increasing attention because of the highly atom-economical and environmentally friendly characters. In connection with our continuing reviews on the cross-coupling reactions¹⁴ and new methodologies in organic synthesis,¹⁵ herein, we will describe the recent advances in the cross-dehydrogenative coupling reactions of C(aryl)–H bonds with carboxylic acids (Fig. 2), with special emphasis on the mechanistic features of the reactions. It should be noted that we have not discussed cross-dehydrogenative coupling reactions

of sp³-hybridized C–H bonds with carboxylic acids¹⁶ and direct acetoxylation of aromatic C–H bonds,¹⁷ since they have recently been described in another publications.

2. Rhodium-catalyzed reactions

In 2009, Cheng and co-workers reported the first Rh-catalyzed direct acyloxylation of aromatic C–H bonds using pyridyl as the *ortho*-selective directing group.¹⁸ Screening of various rhodium catalysts such as Rh(CO)₂(C₅H₇O₂), Rh(PPh₃)₃Cl, [Rh(cod)Cl]₂; ligands like binap, PPh₃, P(1-Nap)₃, PCy₃ + HBF₄, ¹Pr₂N-PPh₂; and Cu source namely CuCl, CuBr, CuI, Cu₂O, and Cu(OAc)₂ led to [Rh(cod)Cl]₂/PCy₃ + HBF₄/CuI combination as the most suitable catalytic system for this transformation. Solvent has a dramatic impact on this process and among the common solvents (*e.g.*, toluene, xylene, 1,4-dioxane, NMP, DMF); *N*-methyl-2-pyrrolidone (NMP) was the most effective solvent. Under optimized conditions, various 2-arylpyridines **1** underwent *ortho*-selective mono-acyloxylation with aromatic carboxylic acids **2** to give the corresponding esters **3** in moderate to good yields (Scheme 1). Of note, alkyl and alkenyl carboxylic acids are also suitable substrates leading to the expected esters in almost moderate yields. It should be mentioned that the little intramolecular kinetic isotope effect of the reaction ($k_H/k_D = 51/49$) indicated that the break of the C–H(D) bond is not the rate-determining step in this transformation. The authors illustrated a preliminary mechanism for this reaction as shown in Scheme 2. Initially, the reaction of rhodium(i) species with the copper(i) carboxylate **A** (generated from carboxylic acid **2** and CuI) afforded intermediate **B**. Afterward, the *ortho*-C–H bond of 2-arylpyridine **1** undergo oxidative addition with rhodium(i) species **B** to form Rh(III) intermediate **C**, which produce the desired product **3** and regenerate the rhodium(i) catalyst by reductive elimination.

Eight years later, Xu and Li along with their co-workers illustrated a similar dehydrogenative cross-coupling of arene



Azam Monfared was born in Tehran, Iran, in 1965. She received her B.S. degree in Pure Chemistry from University of Shahid Beheshti, Tehran, Iran, and her M.S. degree in Organic chemistry from Shahid Beheshti University, Tehran, Iran, in 1991 under the supervision of Prof. A. Rustaiyan. She received her PhD degree in 1999 under the supervision of Prof. A. Rustaiyan in Shahid Beheshti University, Teh-

ran, Iran. Now, she is working at Payame Noor University of Tehran as Associate Professor. Her research interests include organic synthesis, phytochemistry, drug synthesis, nano chemistry, methodologies and theoretical chemistry.



Saeideh Ebrahimiasl was born in Tabriz, Iran, in 1973. She received her PhD degree in nanomaterials and nanotechnology from Institute of Advanced Materials, University Putra Malaysia in 2010. Professor Majid Monajjemi, Professor Wan Zin Wan Yunus, Professor Zulkarnain Zainal, Professor Mohd Zobir in physical chemistry, nanotechnology and electrochemistry were her

most famous supervisors and examiners. Now she is head of Industrial nanotechnology Research Center in Tabriz and academic member of Islamic Azad University of Ahar. Her research interests include synthesis and application of nanomaterials in different sciences.



Akram Hosseinian was born in Ahar, Iran, in 1973. She received her B.S. degree in Pure Chemistry from University of Tehran, Iran, and her M.S. degree in inorganic chemistry from Tarbiat Modares University, Tehran, Iran, in 2000 under the supervision of Prof. A. R. Mahjoub. She completed her PhD degree in 2007 under the supervision of Prof. A. R. Mahjoub. Now she is working at University of Tehran

as Associate Professor. Her research interests include inorganic and organic synthesis, new methodologies in nano material synthesis.

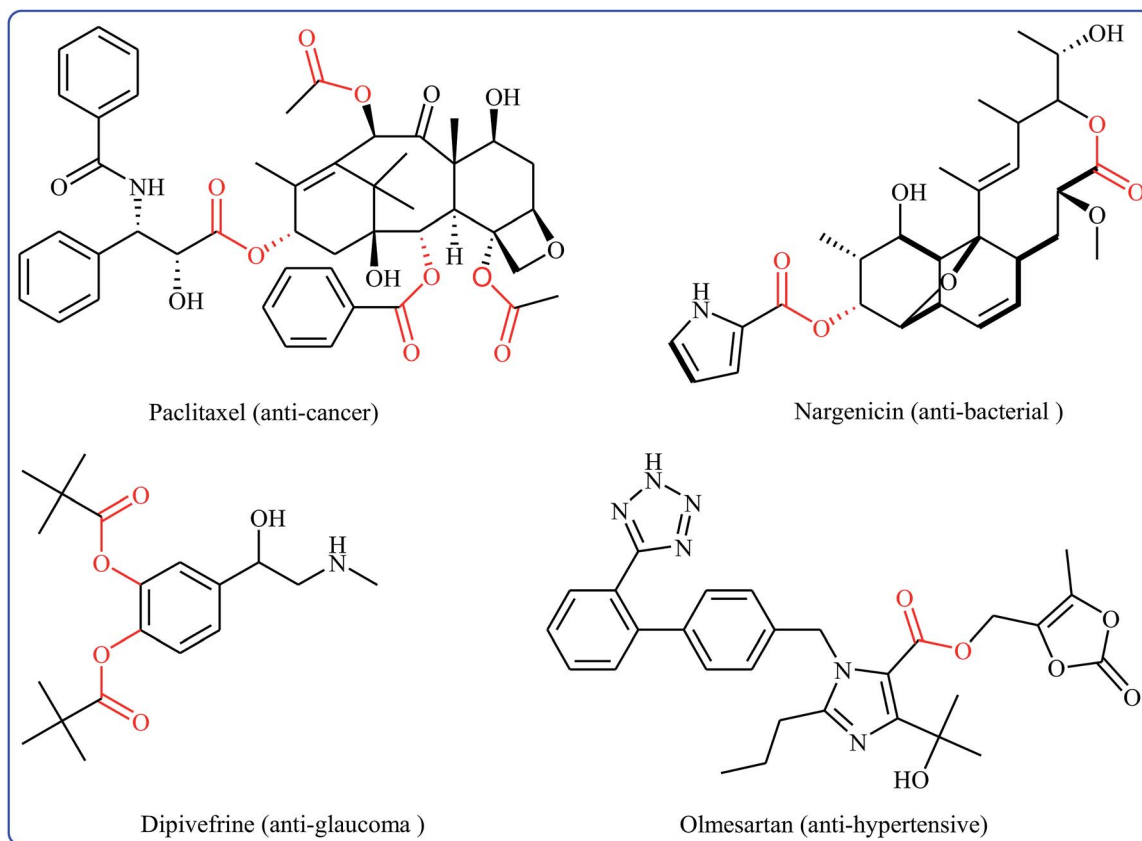


Fig. 1 Some ester-containing commercialized drugs.

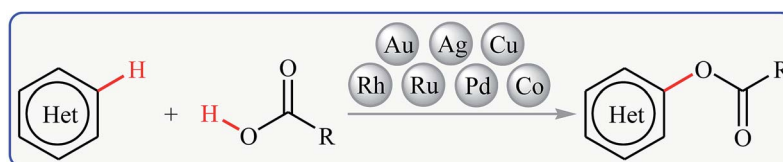
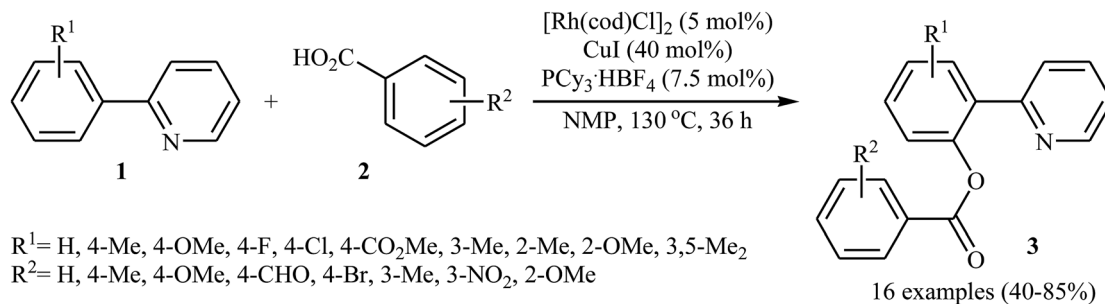


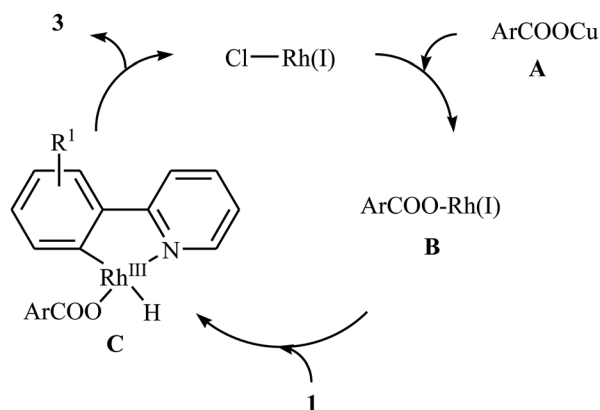
Fig. 2 Direct esterification of aromatic C–H bonds with carboxylic acids.

substrates **4** bearing coordinating directing groups (pyridyl, pyrimidinyl, pyrazolyl, oxazolyl, purinyl and *etc.*) with a range of (hetero)aromatic and aliphatic carboxylic acids **5** for the synthesis *O*-aromatic esters **6** using $[\text{Cp}^*\text{Rh}(\text{CH}_3\text{CN})_3][\text{SbF}_6]_2$ as a commercially available catalyst and AgF as an oxidant (Scheme 3).¹⁹ Noteworthy, the presence of both catalyst and

oxidant were crucial to the success of the reaction and so no product was observed in the lack of any of them. This Rh-catalyzed system gave moderate to excellent yields (43–92% for 83 examples) and was tolerant to various important functional groups (OMe, F, Cl, Br, I, CF_3 , CHO, CO_2Et , COMe, CN, NO_2). The reaction was even successfully conducted on a gram



Scheme 1 Rh-catalyzed direct benzoylation of 2-arylpyridines **1** with benzoic acids **2**.

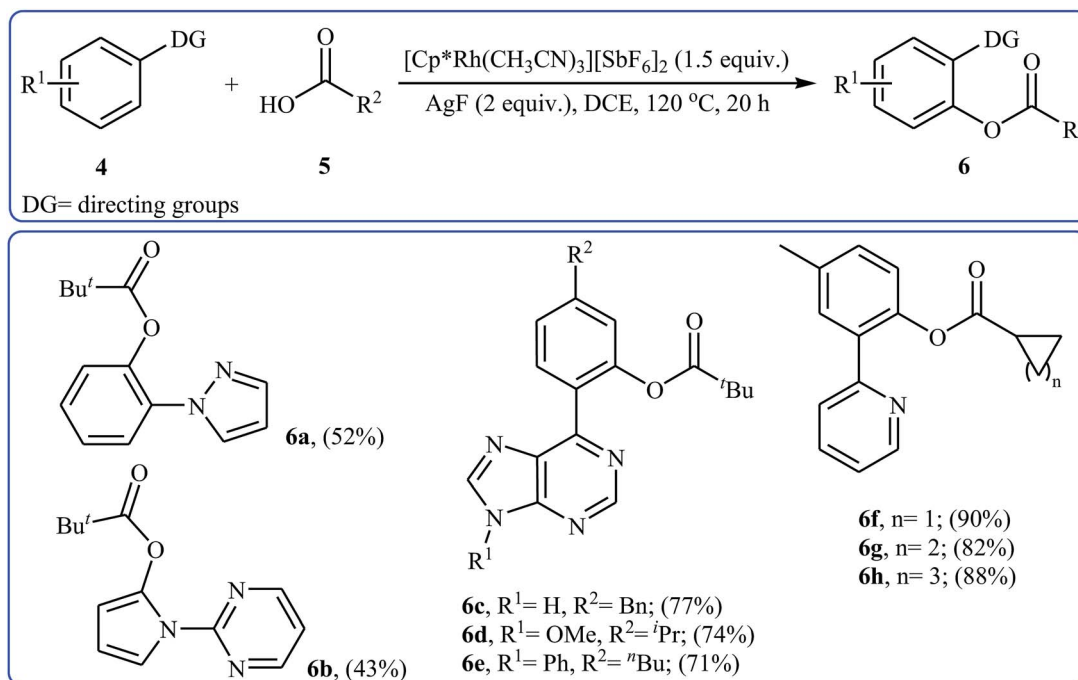


Scheme 2 Mechanistic proposal for the formation of *ortho*-acyloxy-lated 2-arylpyridines 3.

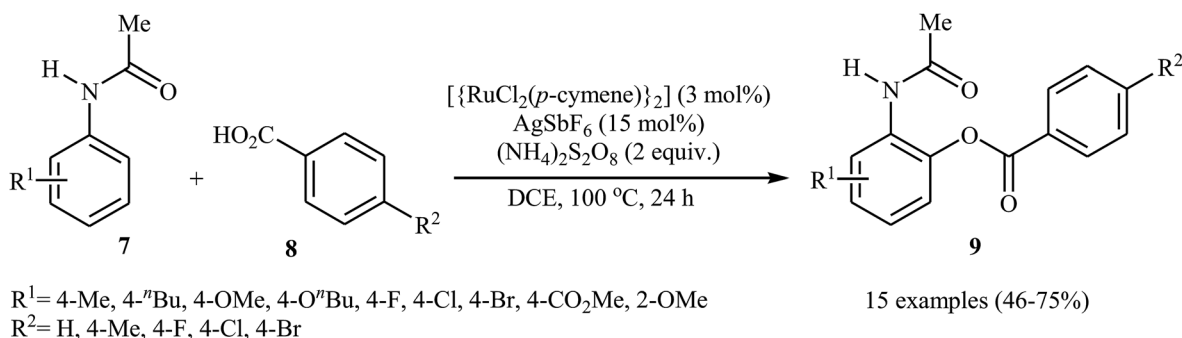
scale. The synthetic utility of this transformation was further demonstrated by the esterification of bioactive carboxylic acids such as fenbufen, dehydrocholic acid, and glycyrrhetic acid.

3. Ruthenium-catalyzed reactions

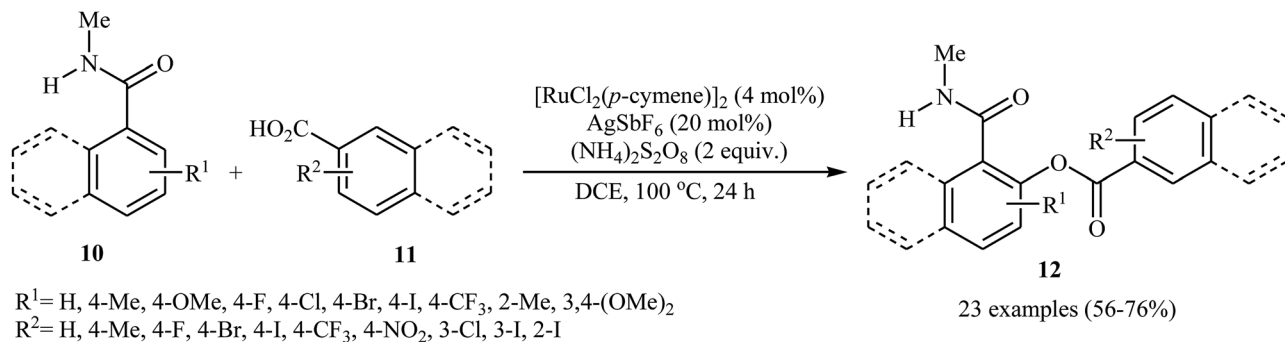
In 2013, Padala and Jeganmohan revealed for the first time the usefulness of ruthenium catalysts for the direct acyloxylation of arene C–H bonds with carboxylic acids.²⁰ Thus, in the presence of $[\{\text{RuCl}_2(p\text{-cymene})\}_2]/\text{AgSbF}_6/(\text{NH}_4)_2\text{S}_2\text{O}_8$ combination as a catalytic system in DCE at 100 °C, dehydrogenative cross-coupling of substituted acetanilides 7 with aromatic carboxylic acids 8 furnished the corresponding *ortho*-benzoxylated acetanilides 9 in moderate to good yields (Scheme 4). Both electron-rich and electron-deficient acetanilide derivatives participate effectively in this highly monoselective transformation. In the case of carboxylic acids, substrates bearing



Scheme 3 Some reported examples on the Rh-catalyzed *ortho*-selective acyloxylation of arene substrates 4 bearing coordinating directing groups with aliphatic carboxylic acids 5 reported by Xu and Li.



Scheme 4 Ru-catalyzed synthesis of *ortho*-benzoxylated acetanilides 9 from acetanilides 7 and benzoic acids 8.

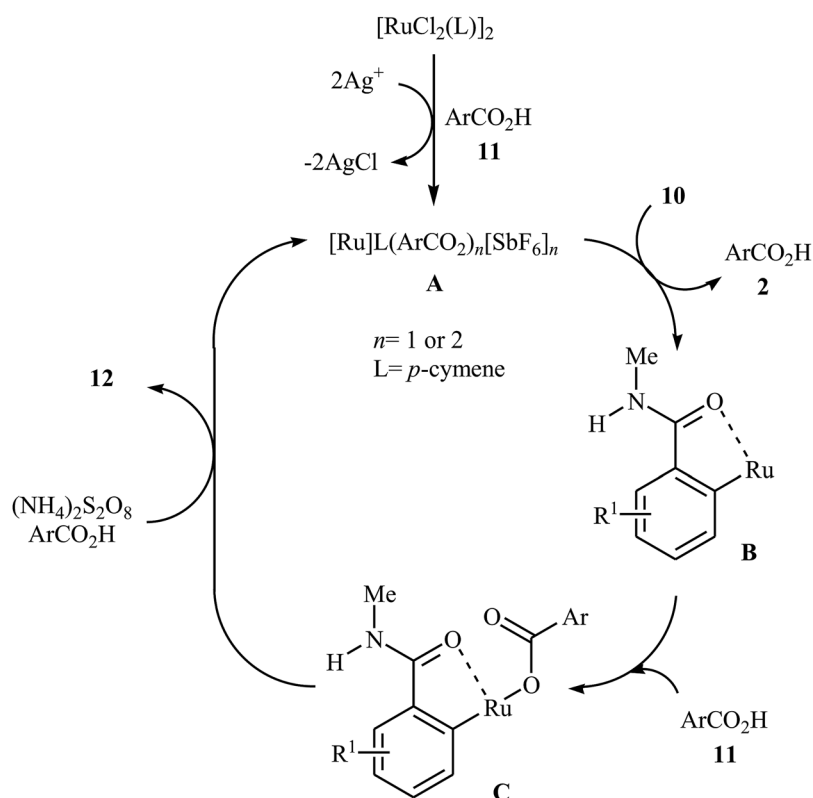


Scheme 5 Cross-dehydrogenative coupling of *N*-methyl benzamides **10** with aromatic carboxylic acids **11** catalyzed by $[\{\text{RuCl}_2(p\text{-cymene})\}_2]$.

both moderate electron-donating and electron-withdrawing groups worked well in the reaction. However, strong electron-donating as well as electron-withdrawing substituents on the aromatic acids were incompatible in the reaction.

Later on, an extension to *N*-alkyl benzamides as coupling partners was reported by the same group also relying on the use of Ru(II) catalyst.²¹ Upon treatment with 4 mol% of $[\{\text{RuCl}_2(p\text{-cymene})\}_2]$, 20 mol% of AgSbF_6 , and 2.0 equiv. of $(\text{NH}_4)_2\text{S}_2\text{O}_8$, various *N*-methyl benzamide derivatives **10** underwent regioselective *ortho*-benzoylation with aromatic carboxylic acids **11** to give *ortho*-benzoxylated *N*-alkyl benzamides **12** in moderate to good yields (Scheme 5). The mechanism proposed for this transformation consists of the following key steps (Scheme 6): (i) initial formation of cationic ruthenium carboxylate complex **A** via removing of the chloride ligand from the $[\{\text{RuCl}_2(p\text{-cymene})\}_2]$ complex by silver salt; (ii) coordination of the carbonyl oxygen of the benzamide **10** to the cationic species **A** followed by *ortho*-metalation to afford the five-membered metacycle intermediate **B**; (iii) coupling of acid **11** into the ruthenacycle **B** to give the intermediate **C**; and (iv) reductive elimination of intermediate **C** to form the final product **12**.

Besides *N*-alkyl benzamides, *N,N*-dialkyl benzamides proved also applicable in this reaction. Interestingly, the products were successfully converted into *ortho*-benzoxylated benzaldehydes by employing Schwartz reagent (Cp_2ZrHCl) at room temperature.²² Subsequently, the group of Ackermann extended this approach to the *ortho*-C–H-benzoylation of phenols masked by removable pyridyl and pyrimidyl directing groups using Jeganmohan's standard condition giving good yields in the 55–78% range.²³



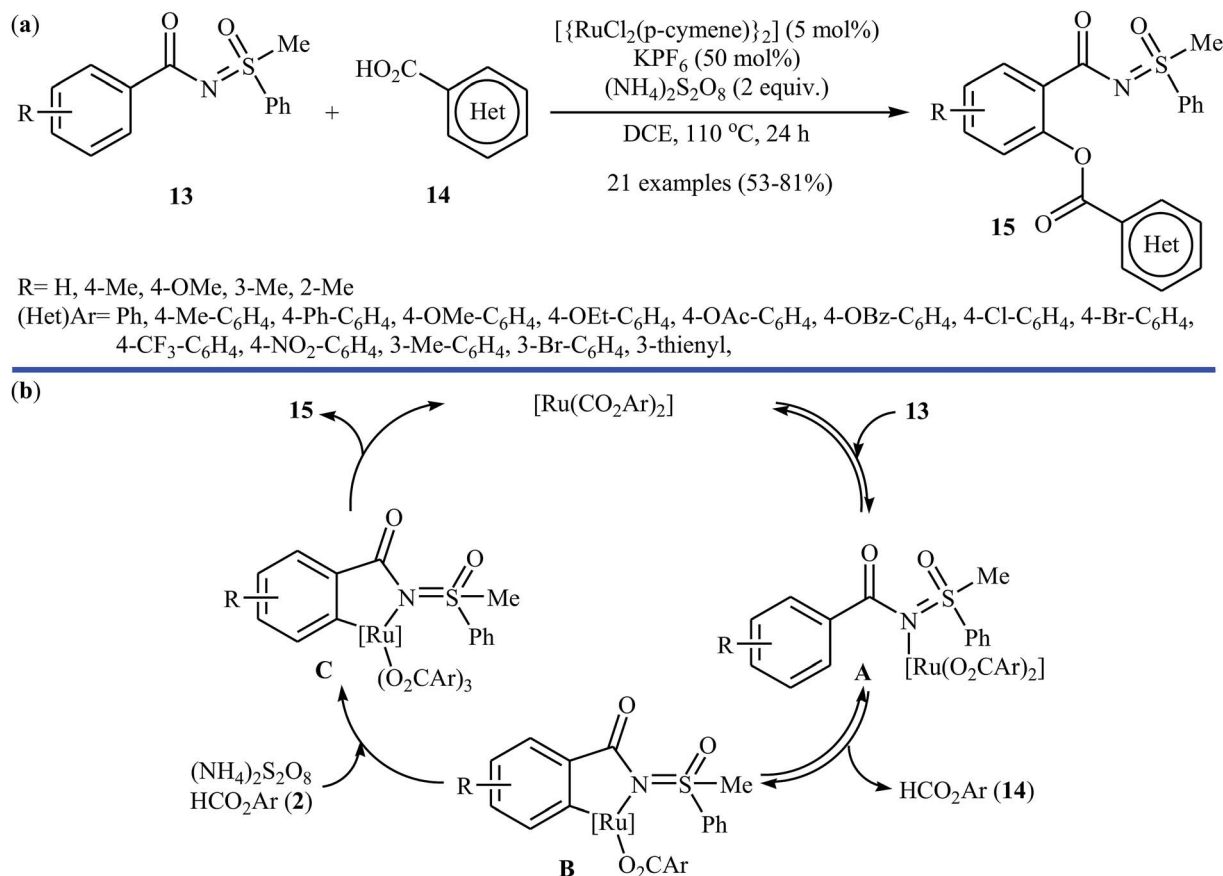
Scheme 6 Suggested mechanism for the formation of *ortho*-benzoxylated *N*-alkyl benzamides **12**.

Following these works, the Ackermann group further expanded the Ru-catalyzed C–H benzoylation to sulfoximines.²⁴ Under optimized conditions ($[\{\text{RuCl}_2(p\text{-cymene})\}_2]$, KPF_6 , $(\text{NH}_4)_2\text{S}_2\text{O}_8$, DCE, 110 °C), various functionalized sulfoximines **13** coupled with diverse (hetero)aromatic carboxylic acids **14** to produce their corresponding *ortho*-benzoylated sulfoximines **15** in moderate to good yields (Scheme 7a). Competition experiments between an electron-poor sulfoximine and electron-rich sulfoximine indicated that the latter reacted preferentially. Likewise, electron-rich aromatic carboxylic acids proved to be inherently more reactive than their electron-deficient counterparts. Of note, the benzoylated sulfoximines can be easily converted into the corresponding salicylic acids under acidic conditions. Based on a series of control experiments, the authors suggested that this dehydrogenative cross-coupling reaction proceeds through a coordination/C–H metalation/oxidation/reductive elimination sequential process (Scheme 7b). Miura and colleague also used the commercially available $[\{\text{RuCl}_2(p\text{-cymene})\}_2]$ as a catalyst along with Ag_2CO_3 as the oxidant for the regioselective C–H acetoxylation of carbazole and indole frameworks with acetic acid in chlorobenzene at 140 °C.²⁵

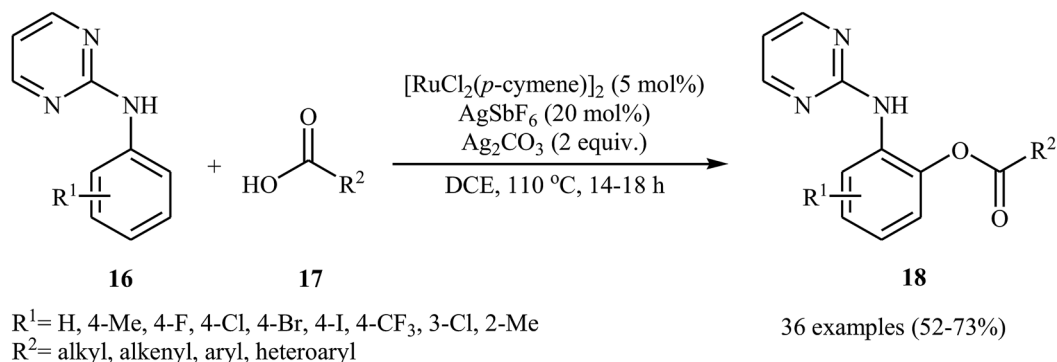
In a related investigation, Punniyamurthy's research team reported on ruthenium-catalyzed C–H oxygenation of *N*-aryl-2-pyrimidines **16** with carboxylic acids **17** in the presence of

AgSbF_6 as an additive and Ag_2CO_3 as an oxidant (Scheme 8).²⁶ Various alkyl, aryl, heteroaryl, and α,β -unsaturated carboxylic acids, and a library of functionalized *N*-aryl-2-pyrimidines were used to establish the general applicability of the method. The results indicated that the efficiency of this reaction strongly depended on the electronic character of the substituents on the aromatic ring of *N*-aryl-2-pyrimidines, clearly in favour of electron-donating ones. The reaction can also be scaled up (3 mmol) to produce the desired ester in good yield. The authors showed that the ester products **18** were converted into the corresponding 2-aminophenols upon hydrolysis with aqueous HCl under microwave irradiation.

Recently, the same group reported that the system could also be applied to site-selective acyloxylation of indoline derivatives.²⁷ Thus, a variety of *N*-pyrimidyl indolines **19** were coupled with carboxylic acids **20** to give the desired C7-acyloxyated indoline products **21** in modestly to high yields (Scheme 9). Various of aliphatic, aromatic, heteroaromatic and α,β -unsaturated carboxylic acids were found compatible with this mono-selective C–H transformation. However, picolinic and isonicotinic acids failed to participate in this reaction. The authors showed the synthetic application of synthesized 7-acyloxyated indolines for the high yielding preparation of 7-hydroxy indole scaffolds by heating in the basic medium. They also found that



Scheme 7 (a) Ackermann's synthesis of *ortho*-benzoylated sulfoximines **15**; (b) plausible mechanism for the formation of *ortho*-benzoylated sulfoximines **15**.

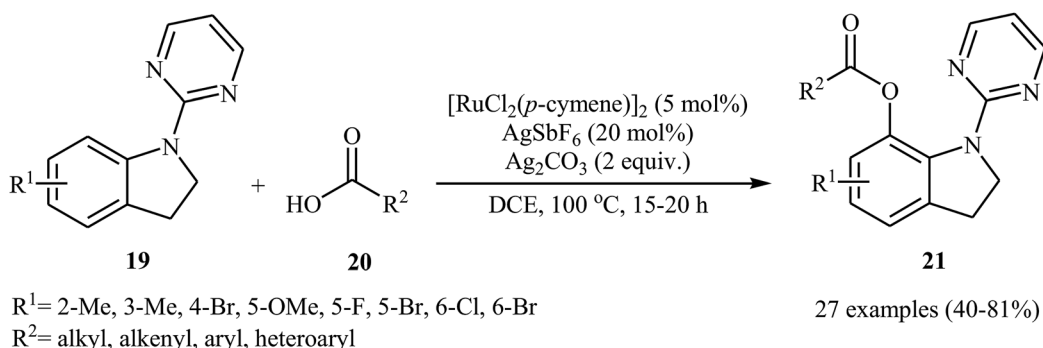
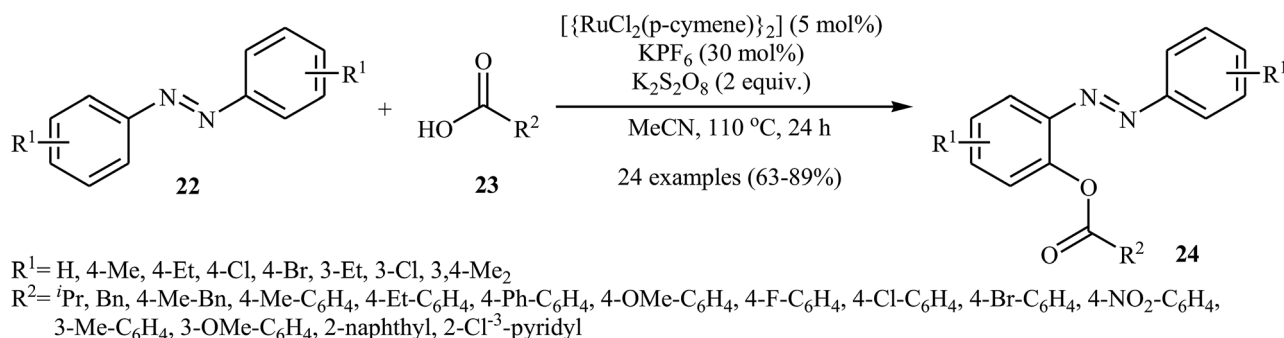
Scheme 8 Ru-catalyzed *ortho*-directed aromatic amines **16** with carboxylic acids **17**.

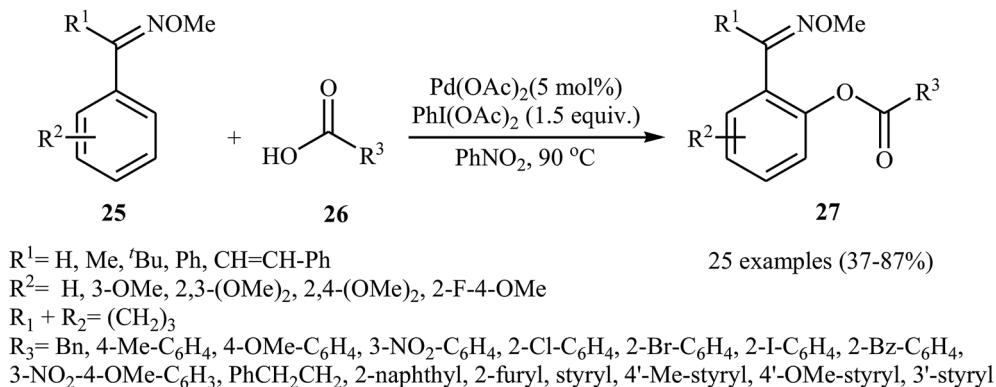
oxidation of indoline products in the presence of DDQ afforded the corresponding indoles in high yields.

Very recently, Kianmehr and Bahrami-Nasab employed standard $[\{\text{RuCl}_2(p\text{-cymene})\}_2]$ catalyst, in combination with $\text{K}_2\text{S}_2\text{O}_8$ and KPF_6 for regioselective *ortho*-acyloxylation of azoarenes **22** with carboxylic acids **23**.²⁸ These reactions were performed in MeCN at 110 °C and afforded the corresponding *ortho*-acyloxylation azoarene derivatives **24** in moderate to high yields (Scheme 10). Notably, other ruthenium catalysts such as $\text{RuCl}_2(\text{PPh}_3)_2$ and $\text{RuCl}_3 + \text{H}_2\text{O}$ were also found to catalyze this dehydrogenative cross-coupling reaction, albeit at considerably lower efficiencies. The proposed mechanism for this transformation is similar to that one depicted in Scheme 7b.

4. Palladium-catalyzed reactions

In recent years, palladium salts have been extensively applied as effective catalysts for the cross-dehydrogenative coupling reactions between (hetero)arenes and carboxylic acids. One of the first palladium-catalyzed direct acyloxylation of aromatic C–H bonds with carboxylic acids was published by Shi and collaborators in 2012.²⁹ Here, various *O*-methyl aryloximes **25** were selectively acyloxylation at the 2-position with carboxylic acids **26** using 10 mol% of $\text{Pd}(\text{OAc})_2$ as a catalyst and 1.5 equiv. of $\text{PhI}(\text{OAc})_2$ an oxidant in PhNO_2 . The target esters **27** were obtained with yield ranging from 37% to 90%. As shown in Scheme 11, the process had a broad tolerance toward a wide

Scheme 9 Ru-catalyzed site-selective acyloxylation of indolines **19** with carboxylic acids **20**.Scheme 10 *ortho*-Selective acyloxylation of azoarenes **22** with carboxylic acids **23** reported by Kianmehr.



Scheme 11 Pd-catalyzed cross-dehydrogenative coupling of *O*-methyl aryloximes **25** with carboxylic acids **26**.

range of important functional groups and both aliphatic and aromatic carboxylic acids were compatible with the reaction conditions. In addition, the reaction was also successfully extended to the synthesis of biologically important 6*H*-benzo[*c*]chromen-6-one derivatives *via* a sequential Pd-catalyzed double activations of adjacent sp^2 C–H bond.

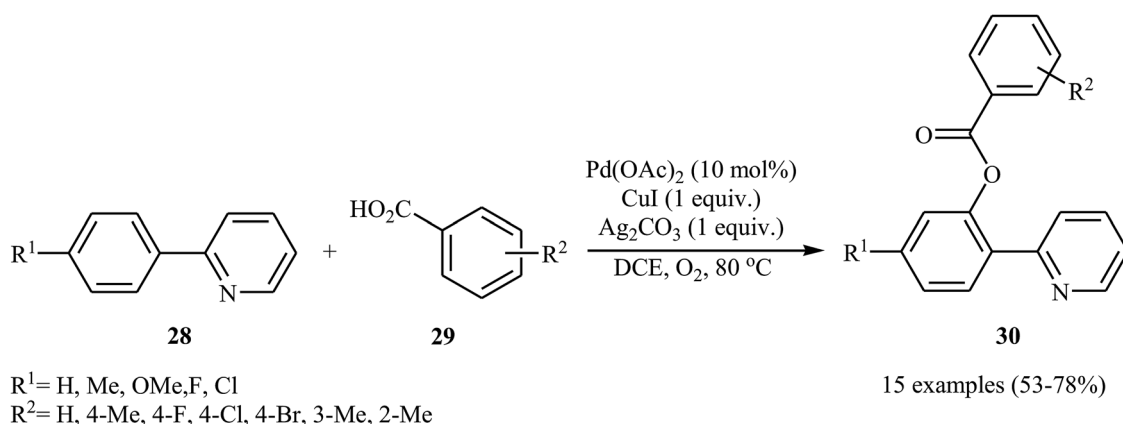
Shortly afterwards, Zhong and co-workers showed that the reaction of 2-arylpyridines **28** with aromatic carboxylic acids **29** in the presence of Pd(OAc)₂/CuI/Ag₂CO₃ combination as a catalytic system in DCE under the O₂ atmosphere afforded the corresponding mono-benzoylated arylpyridines **30** in moderate to good yields (Scheme 12).³⁰ Other palladium catalysts such as PdCl₂ and Pd₂(dba)₃ were also tested in this reaction. However, only poor yield of isolated product was observed. Both electron-rich and electron-poor 2-arylpyridines were good coupling partners in this regioselective protocol, although carboxylic acids containing strongly electron-withdrawing substituents (*e.g.*, NO₂) were not tolerated. The following mechanism was proposed by the authors for this transformation (Scheme 13): initially, Pd(OAc)₂ reacts with 2-arylpyridine **28** by removing HOAc to form a cyclopalladated intermediate **A**. Subsequently, the reaction of this intermediate with *in situ* generated silver carboxylate **B** (from the reaction of carboxylic acid **29** with Ag₂CO₃) gives the ligand exchanged product **C**. Finally, the reductive elimination of intermediate **C**

affords the benzoylated product **30** and Pd(0) species that is reoxidized to the Pd(II) catalyst by Ag(I) and Cu(I) salts.

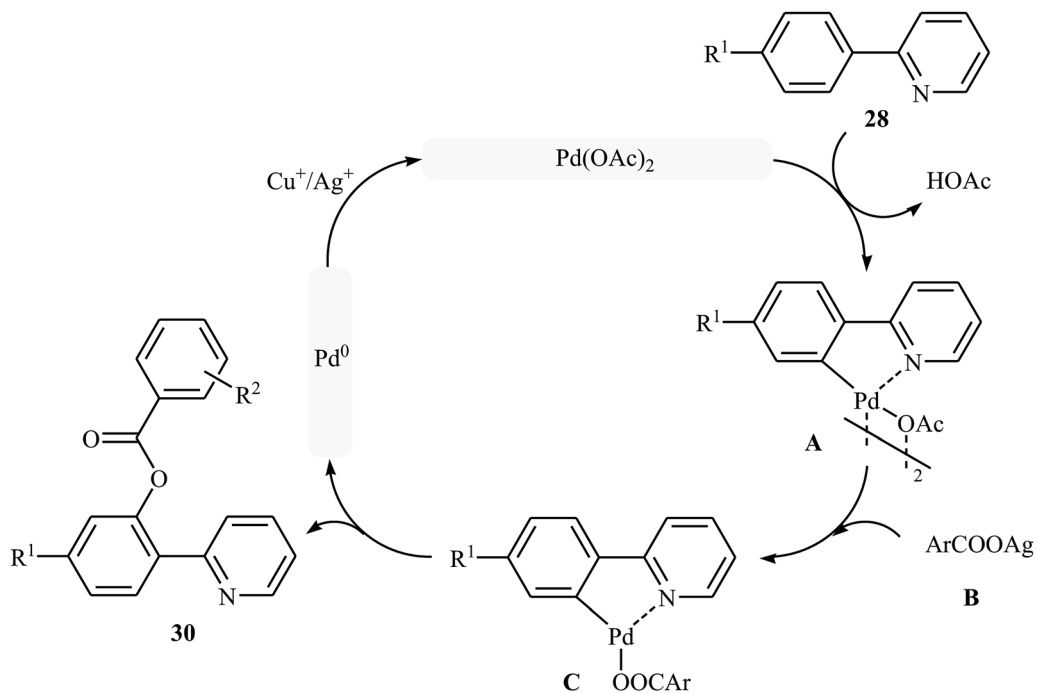
The Pd-catalyzed cross-dehydrogenative coupling of aryl C–H bonds with carboxylic acids in an intramolecular version was reported by Wang and co-workers in 2013.³¹ The combination of Pd(OAc)₂/PhI(OAc)₂/KOAc/Ac-Gly-OH was used as a catalytic system to prepare a series of biaryl lactones **32** from the corresponding 2-aryl carboxylic acids **31**, according to Scheme 14.

Later, Wang and Kuang presented the Pd-catalyzed direct acyloxylation of 2-substituted 1,2,3-triazoles **33** with various alkyl, alkenyl, and aryl carboxylic acids **34**.³² The optimized condition for this C–H activation reaction is the use of 10 mol% of Pd(OAc)₂ as a catalyst and 2.0 equiv. of K₂S₂O₈ as an oxidant in DCE at 120 °C for 20 h. With the optimized protocol a number of examples were reported in fair to good yield range (Scheme 15). A significant kinetic isotope effect ($k_{\text{H}}/k_{\text{D}} = 3.0$) was observed with deuterium-labelled compounds, signifying that the cleavage of C–H bond was involved in the rate-determining step of this transformation. Similarly, 2-arylbenzothiazoles were also regioselectively acyloxylation at the *ortho*-position using Pd(OAc)₂ as a catalyst in conjunction with ceric ammonium nitrate (CAN) as an oxidant.³³

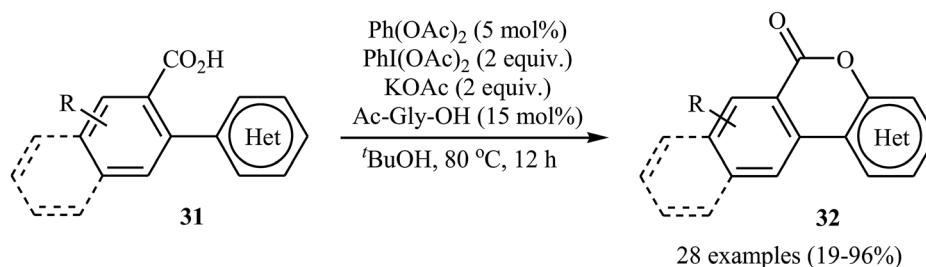
Following these works, Liu and collaborators informed an interesting Pd-catalyzed dehydrogenative cross-coupling of simple benzene with carboxylic acids under solvent-free



Scheme 12 Coupling of 2-arylpyridines **28** with carboxylic acids **29** catalyzed by Pd(OAc)₂.



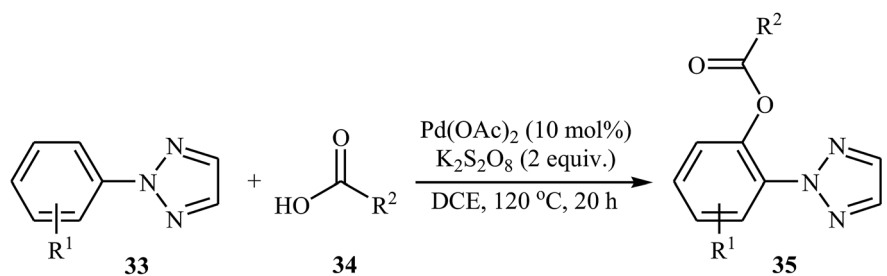
Scheme 13 Plausible mechanism for the Pd-catalyzed acyloxylation of 2-arylpyridines **28** with carboxylic acids **29**.



R = H, 3-Me, 4-Me, 4-Cl, 5-Me, 6-Me

(Het)Ar = Ph, 4-Me-C₆H₄, 4-OMe-C₆H₄, 4-F-C₆H₄, 4-Cl-C₆H₄, 4-Br-C₆H₄, 4-CF₃-C₆H₄,
4-COMe-C₆H₄, 4-CO₂Et-C₆H₄, 3-Me-C₆H₄, 3-OMe-C₆H₄, 3-F-C₆H₄, 3-Cl-C₆H₄,
3-CF₃-C₆H₄, 3-CO₂Me-C₆H₄, 2-Me-C₆H₄, 2-OMe-C₆H₄, 2-F-C₆H₄, 1-naphthyl,
2-naphthyl, 2-thienyl

Scheme 14 Synthesis of lactones **32** from the corresponding 2-aryl carboxylic acids **31**.

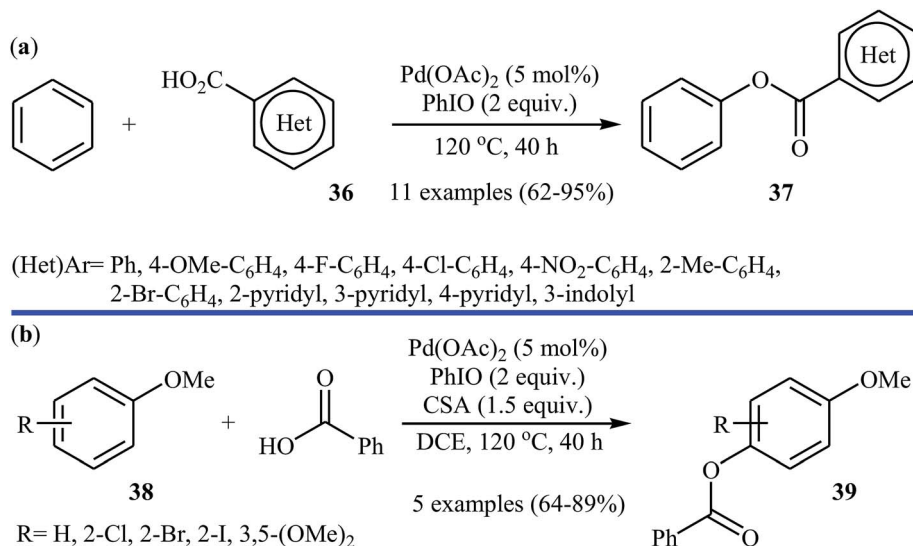


R¹ = H, 4-OMe, 4-Cl, 3-CO₂Me

R² = alkyl, alkenyl, aryl

25 examples (52-86%)

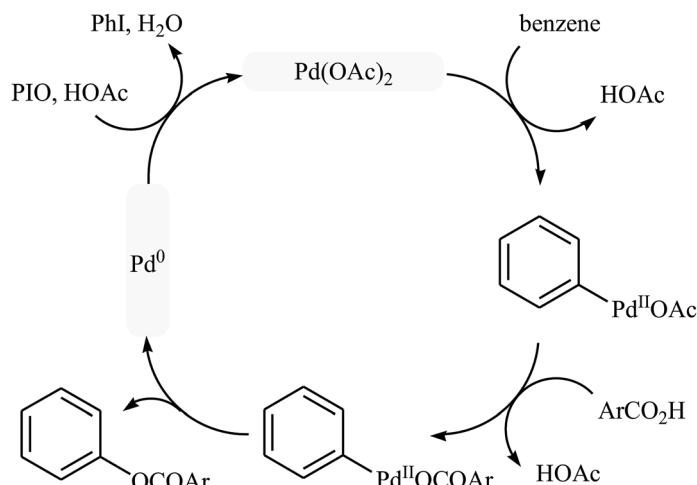
Scheme 15 Pd-catalyzed *ortho*-acyloxylation of 2-substituted 1,2,3-triazoles **33** with different carboxylic acids **34**.



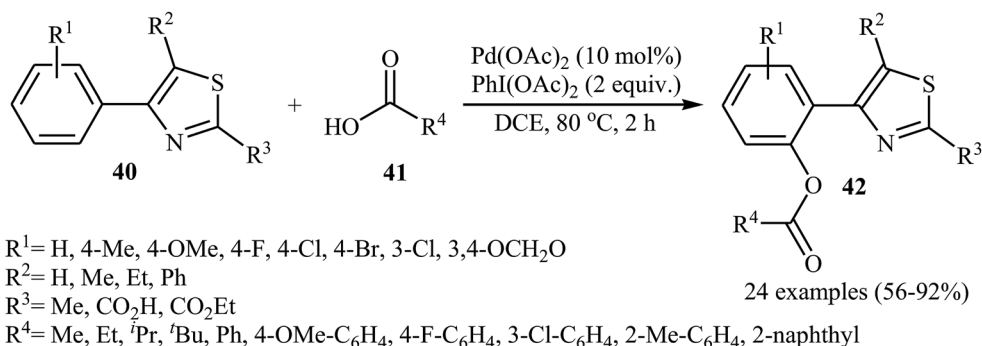
Scheme 16 (a) Pd-catalyzed dehydrogenative cross-coupling of simple benzene with carboxylic acids **36**; (b) Pd-catalyzed *para*-benzylation of anisole derivatives **38** with simple benzoic acid.

conditions.³⁴ To evaluate the activity of different catalysts, benzoic acid was chosen as the model substrate. Like previous works Pd(OAc)₂ was found to be more effective catalyst, which

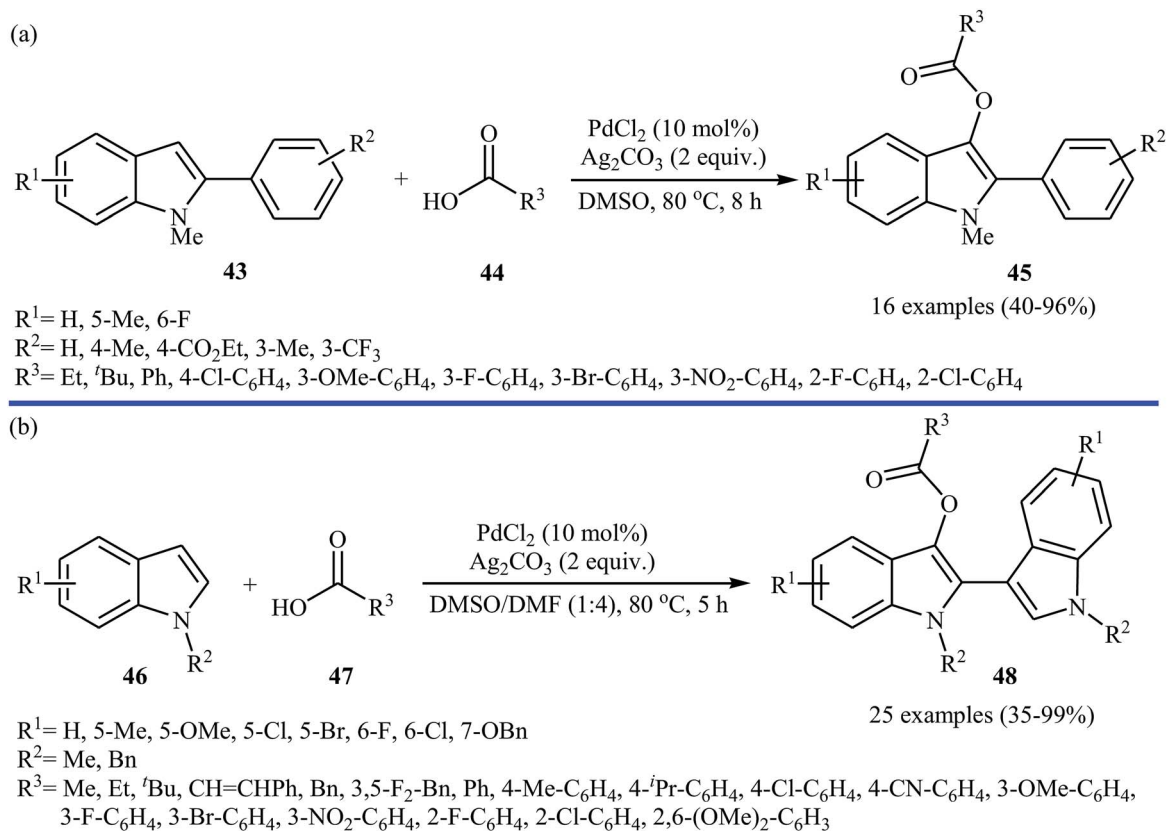
gave a better yield of benzyolated product. The oxidants such as Na₂S₂O₈, oxone, Ag₂O, Cu(OAc)₂, PhI(OAc)₂, PhIO, PhIO/CSA, PhIO/TFA, and PhIO/TfOH were examined and a good yield of



Scheme 17 Proposed mechanism for the reaction in Scheme 16a.



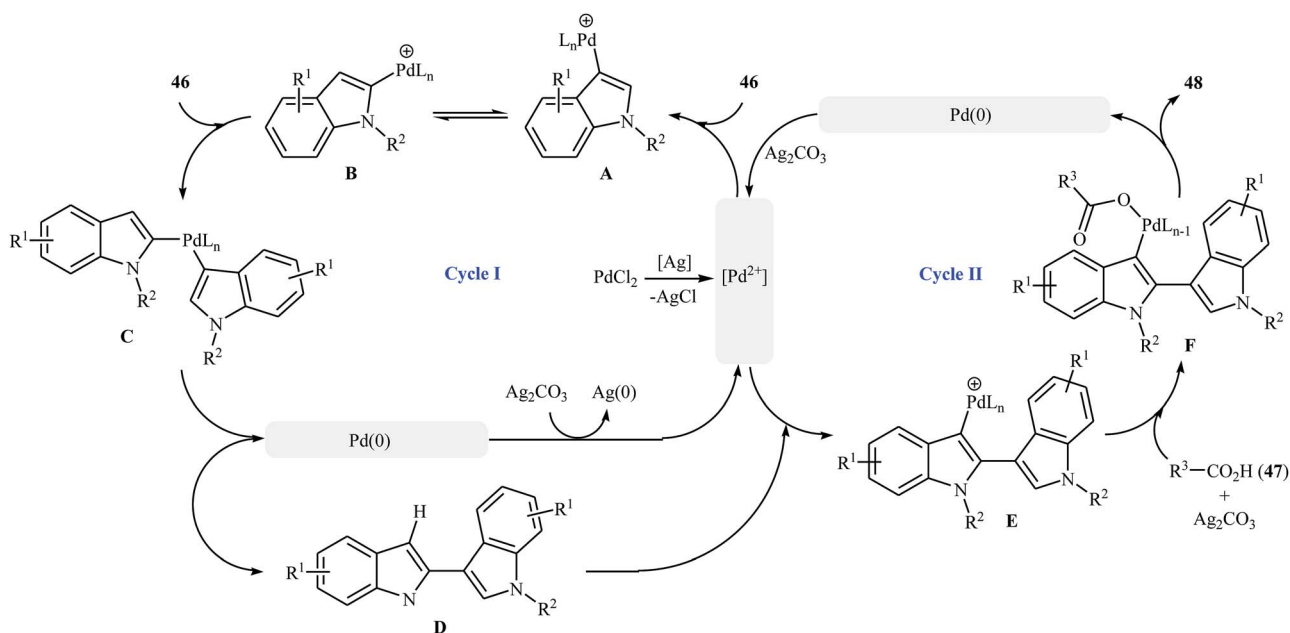
Scheme 18 Liao-Ji's synthesis of mono-acyloxyated 4-aryl-thiazoles **42**.



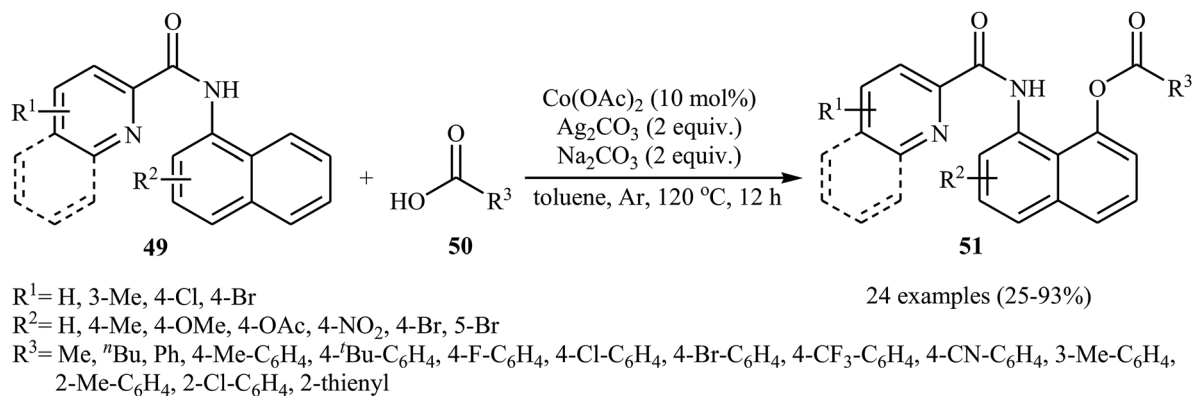
Scheme 19 (a) Pd-catalyzed direct esterification of 2-substituted indoles **43** with carboxylic acids **44**; (b) Pd-catalyzed direct esterification of 2,3-unsubstituted indoles **46** with carboxylic acids **47**.

product was obtained when using 2.0 equiv. of iodosobenzene as an oxidant. Under standard conditions, various (hetero) aromatic carboxylic acids **36** reacted efficiently with benzene to give the corresponding esters **37** in good to high yields (Scheme

16a). It was proven that the reaction conditions could also be applied to the benzylation of anisole derivatives **38** with simple benzoic acid (Scheme 16b). In this case, over-stoichiometric amounts of camphorsulfonic acid (CSA) as an



Scheme 20 Mechanistic explanation for the synthesis of acyloxy indoles **48**.



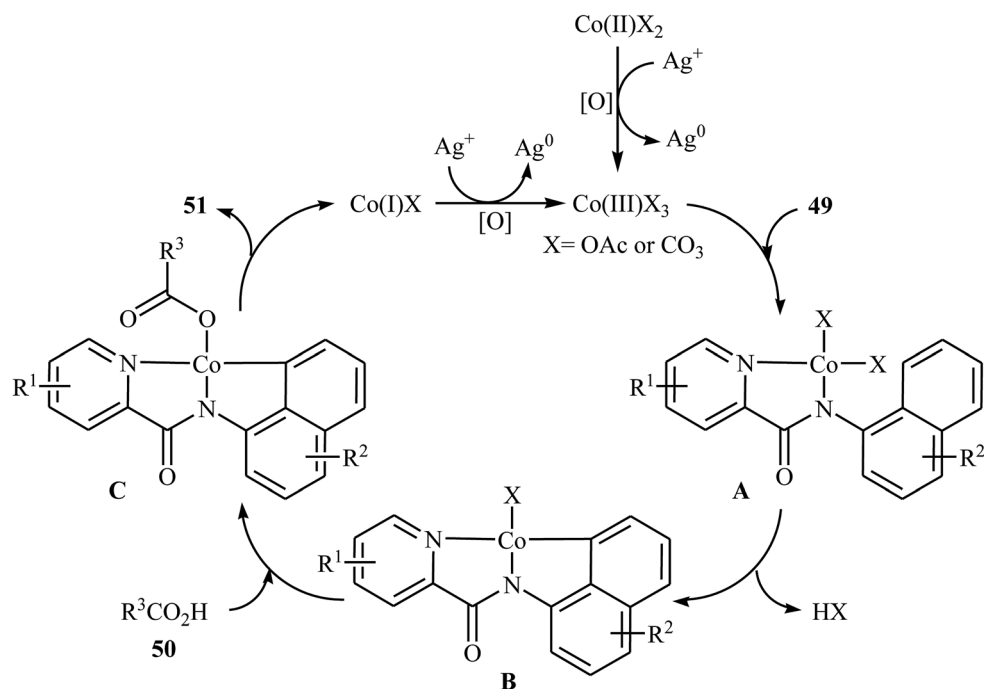
Scheme 21 Co-catalyzed cross-dehydrogenative coupling of *N*-aryl-2-pyridylcarboxamides **49** with carboxylic acids **50**.

additive and DCE as the solvent was required to promote the transformation. The mechanism proposed by the authors to explain this C–O coupling reaction involves the initial formation of an Ar–Pd(II) intermediate **A** via Pd(II)-catalyzed C–H cleavage of the C–H bond of benzene. Next, a ligand exchange process of this intermediate **A** with carboxylic acid leads to the intermediate **B**, which after C–O reductive elimination affords the final product (Scheme 17).

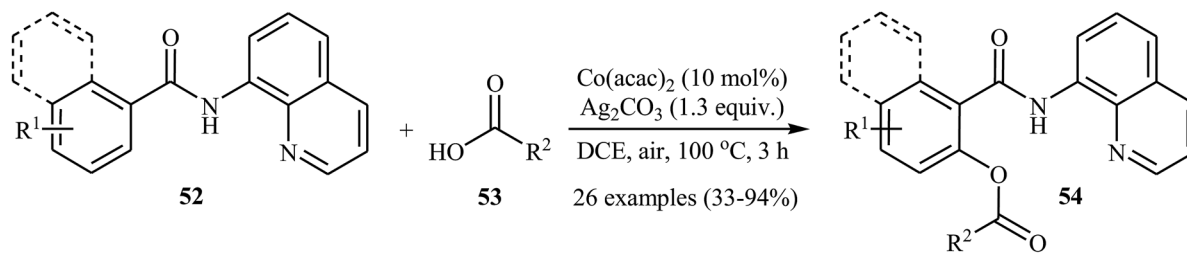
In 2016, Liao and Ji along with their co-workers broadened the applicability of Pd-catalyzed acyloxylation by developing a catalytic system [Pd(OAc)₂, PhI(OAc)₂] which allowed for the site-selective mono-acyloxylation of highly substituted 4-arylthiazoles **40** with diverse carboxylic acids **41** (Scheme 18).³⁵ Importantly, the reaction was equally efficient for both aromatic and aliphatic carboxylic acids. In a related investigation, Zhang and colleagues reported that benzothiadiazole-arene derivatives can undergo mild mono-selective acetoxylation with acetic acid

in the presence of 5 mol% of Pd(OAc)₂ and 1.0 equiv. of PhI(OAc)₂ at room temperature.³⁶

Very recently, a beautiful and efficient Pd-catalyzed direct esterification of 2-substituted indoles **43** with carboxylic acids **44** using PdCl₂/Ag₂CO₃ combination as a catalytic system was developed by Liu and co-workers.³⁷ The reactions were performed in DMSO at 80 °C for 8 h, tolerated a wide range of functional groups (*e.g.*, F, Cl, Br, NO₂, CF₃, CO₂Et, OMe) and afforded C3-acyloxyated indoles **45** in moderate to excellent yields with outstanding regioselectivity (Scheme 19a). Interestingly, under the standard conditions, C2-unsubstituted indoles **46** underwent homocoupling with high C2/C3' selectivity and C3-acyloxylation with various alkyl/alkenyl/aryl carboxylic acids **47** in one step and provided the corresponding 3-(3-acyloxyated-2-indolyl)-indoles **48** in fair to almost quantitative yields (Scheme 19b). The proposed mechanism for this transformation is a little bit complex involving two catalytic cycles



Scheme 22 Possible mechanism for the Co-catalyzed oxidative coupling between an arene **49** and carboxylic acid **50**.



$R^1 =$ 2-Me, 2-Ph, 2-OMe, 2-CF₃, 3-Me, 2,3-Me₂, 2,5-F₂, 2-Me-3-OAc, 2-Me-3-OMe, 2-Me-5-F, 2-Me-5-Br, 2-F-4-OMe, 2,3-OCH₂CH₂O
 $R^2 =$ Me, ^tBu, ^cHex, Ph, 2-Ph-C₆H₄, 2-Me-C₆H₄, 2,6-Me₂-C₆H₃, 2,6-F₂-C₆H₃, 2-Me-4-F-C₆H₃, 2-Me-4-Cl-C₆H₃, 2-Me-4-OMe-C₆H₃, 2-Br-4-Me-C₆H₃

Scheme 23 Coupling of *N*-(quinolin-8-yl)benzamides **52** with carboxylic acids **53** catalyzed by Co(acac)_2 .

(Scheme 20). Initially, cationic palladium(II) generates from PdCl_2 in the presence of Ag_2CO_3 . In cycle I, electrophilic palladation of C3 position of the indole **46** by palladium(II) affords the palladium complex **A**, which converts into complex **B** through migration. Next, the electrophilic palladation with the second indole **46** forms intermediate **C** that after reductive elimination produces the homocoupling product 2,3'-dimer **D** and regenerates the cationic palladium(II) in the presence of Ag_2CO_3 . In cycle II, the electrophilic palladation of the 2,3'-dimer **D** yields intermediate **E**, which then undergoes ligand exchange with carboxylic acid **47** in the presence of Ag_2CO_3 to form the palladium complex **F**. Finally, the reductive elimination of this complex **F** affords the expected acyloxyated indole product **48**.

5. Cobalt-catalyzed reactions

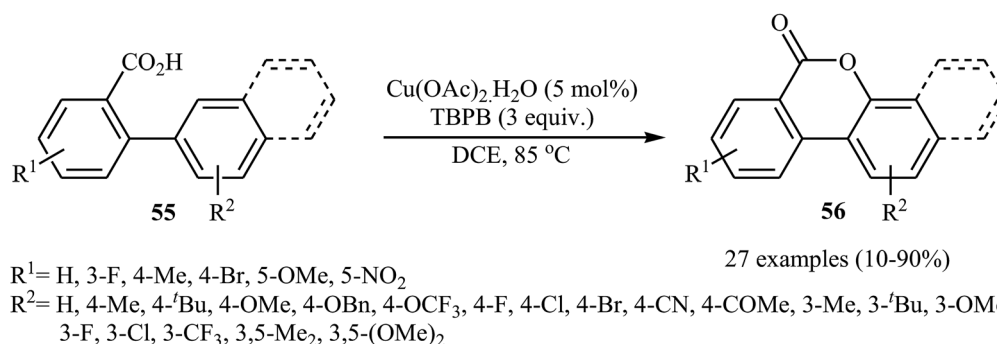
In 2017, the group of Zeng reported the first cobalt-catalyzed cross-dehydrogenative coupling of aryl C–H bonds with carboxylic acids.³⁸ In this study, various cobalt catalysts (*e.g.*, CoCl_2 , Co(acac)_2 , Co(OAc)_2 , $\text{CoSO}_4 + 7\text{H}_2\text{O}$), oxidants (*e.g.*, O_2 , MnO_2 , Cu(OAc)_2 , AgOAc , Ag_2CO_3 , $\text{K}_2\text{S}_2\text{O}_8$), and bases (*e.g.*, NaOAc , K_2CO_3 , Na_2CO_3 , NaHCO_3) were examined and the $\text{Co(OAc)}_2/\text{Ag}_2\text{CO}_3/\text{Na}_2\text{CO}_3$ system in toluene was found to be optimal for this heterocoupling reaction. Various *N*-aryl-2-pyridylcarboxamides **49** and alkyl/aryl/heteroaryl carboxylic acids **50** were reacted well under the optimized reaction conditions to produce the corresponding mono-acyloxyated

products **51** with yield range from 25 to 93% (Scheme 21). However, 4-nitro-2-pyridyl carboxamide and 4-alkoxybenzoic acid could not tolerate this reaction system. Mechanistically, this esterification reaction is believed to proceed through a metalation/deprotonation/ligand-exchange/reductive elimination sequential process (Scheme 22). A related acyloxylation of arene C–H bonds under cobalt catalysis was also informed by Zhang and co-workers in 2018.³⁹ Here, *N*-(quinolin-8-yl) benzamide scaffolds were *ortho*-selective mono-acyloxyated in the presence of Co(OAc)_2 as the catalyst and Ag_2SO_4 as the oxidant in DCE medium under an inert atmosphere.

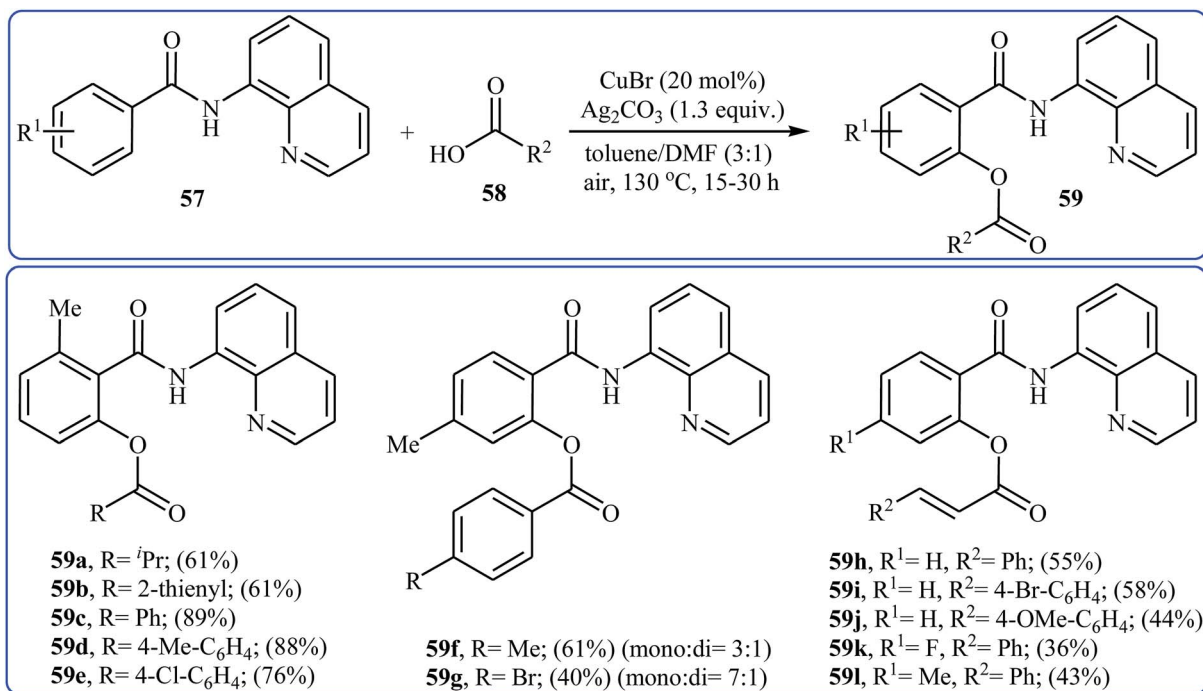
In a closely related investigation, Ueno, Natsui, and Chatani revealed that the treatment of *N*-(quinolin-8-yl)benzamides **52** with aromatic and aliphatic carboxylic acids **53** in the presence of 10 mol% of Co(acac)_2 and 1.3 equiv. of Ag_2CO_3 in DCE under the open air afforded the corresponding mono-acyloxyated *N*-(quinolin-8-yl)benzamides **54** in relatively low to excellent yields (Scheme 23).⁴⁰ This reaction tolerated many functional groups, including fluoro, bromo, trifluoromethyl, ether, and ester functionalities that offers scope for further transformations on the benzamide ring.

6. Copper-catalyzed reactions

Copper salts, which are incredibly diverse, low-cost, versatile, and possess low toxicity, have proven to be very efficient catalysts for a wide variety of organic transformations.⁴¹ In 2013, Wang, Gulevich, and Gevorgyan reported on the first Cu-

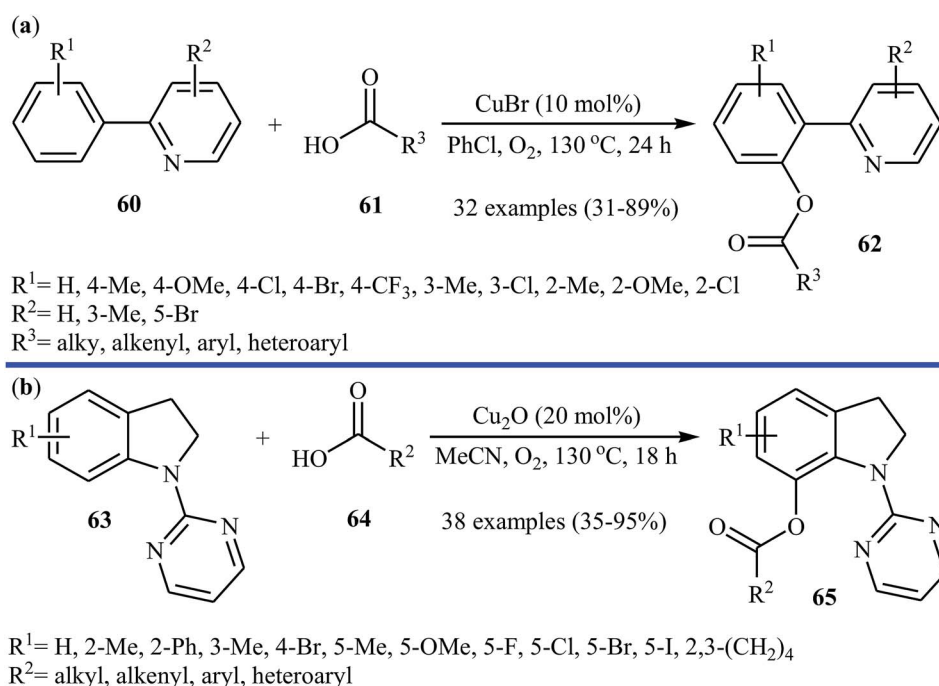


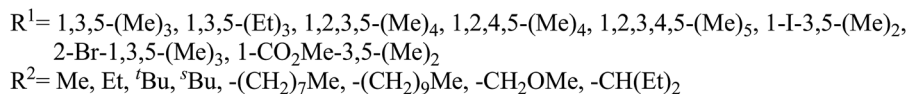
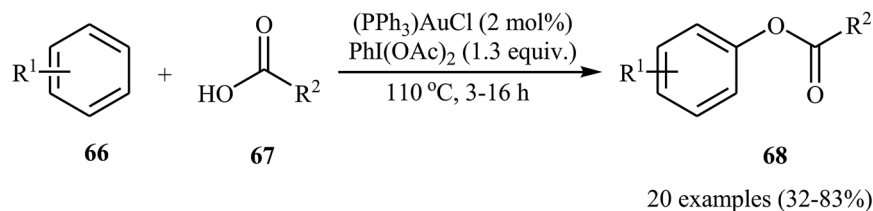
Scheme 24 Cu-catalyzed intramolecular C–H oxygenation reaction of 2-arylbenzoic acid derivatives **55**.

Scheme 25 Zhang's synthesis of mono-acyloxylated of *N*-(quinolin-8-yl)benzamidates **59**.

catalyzed cross-dehydrogenative coupling of arenes with carboxylic acids.⁴² They discovered that the intramolecular aromatic C–H oxygenation reaction of 2-arylbenzoic acid derivatives **55** in the presence of Cu(OAc)₂ + H₂O and *tert*-butyl peroxybenzoate (TBPB) afforded 3,4-benzocoumarins **56** (Scheme 24). The scope was rather narrow and limited for electron-neutral and electron-rich substrates. In particular,

meta-substituted substrates gave a mixture of both possible isomers. The same lactones were also obtained in reactions performed with K₂S₂O₈ as the oxidant in the presence of a small amount of AgNO₃ as an additive. The results demonstrated that the later method was more general and practical, which is applicable to various electron-rich and electron-deficient 2-arylbenzoic acids.

Scheme 26 (a) Cu-catalyzed C–H acyloxylation of 2-arylpyridines **60** with carboxylic acids **61**; (b) Cu-catalyzed C–H acyloxylation of indolines **63** with carboxylic acids **64**.

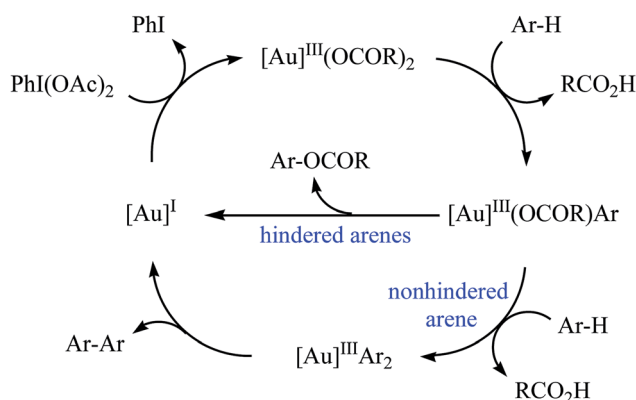


Scheme 27 Au-catalyzed oxidative acyloxylation of simple arenes 66.

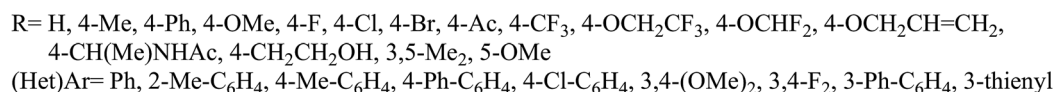
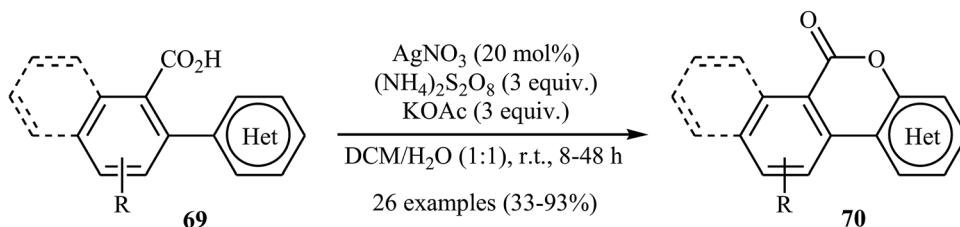
Four years later, Zhang and co-workers investigated the intermolecular version of this reaction.⁴³ The optimization study revealed that efficient C–O coupling occurs when using commercially available CuBr catalyst in combination with Ag₂CO₃ as oxidant in the binary solvent toluene/DMF with ratio 3 : 1 under the open air and at 130 °C. The optimized protocol allows direct mono-acyloxylation of *N*-(quinolin-8-yl) benzamides 57 with various alkyl, alkenyl, aryl, and heteroaryl carboxylic acids 58 furnishing the desired products 59 in rather moderate to high yields; albeit the reaction of unsubstituted and *meta*- and *para*-substituted benzamides with aromatic carboxylic acids offered a mixture of mono- and di-functionalized products. Furthermore, *meta*-methoxy-

substituted benzamide gave a mixture of *ortho*, *para*, and di-functionalized products with poor selectivity. The authors explained this fact by the coordination effect of the methoxy substituent that stabilized the organo-copper intermediate. Some reported examples are shown in Scheme 25. According to the author proposed mechanism, this esterification reaction proceeds along the similar mechanistic pathway that depicted in Scheme 22.

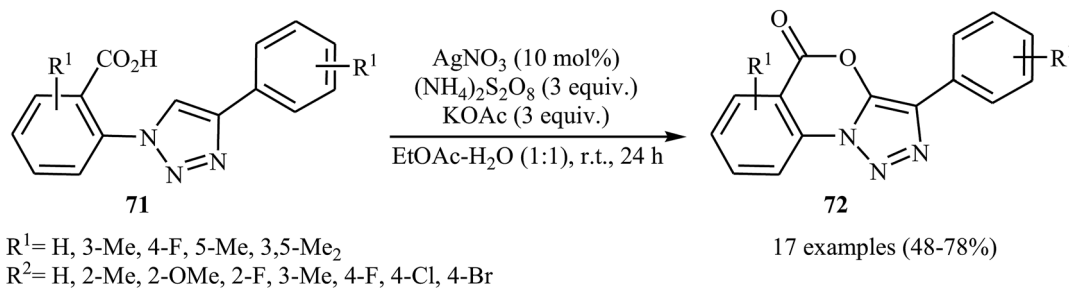
Subsequently, the same research team explored the copper-catalyzed C–H acyloxylation of 2-arylpyridines 60 with carboxylic acids 61 using oxygen as the oxidant.⁴⁴ The investigation showed that like previous work the use of CuBr as a catalyst gave the best yield, while other copper salts such as CuCl, CuI, CuBr₂, Cu(OAc)₂, CuSO₄ + 5H₂O, CuCl₂ + 2H₂O, and Cu(OAc)₂ + H₂O promoted the reaction with reduced efficiency. To identify the solvent potentially suitable for this esterification reaction, the authors first chose DMF, DMSO, THF, PhCl, 1,2-DCB, and toluene. For this reaction, PhCl was the most effective solvent, giving the desired *o*-acyloxylation of 2-arylpyridines 62 with yield range from 31 to 89% (Scheme 26a). The results proved that 2-arylpyridines possessing electron-donating groups afforded relatively higher yields compared to the electron-poor 2-arylpyridines and the relative reaction rates of carboxylic acids followed the order: benzoic acids > cinnamic acids > aliphatic acids. Along this line, Koley and colleagues showed that Cu₂O could effectively catalyze the cross-dehydrogenative coupling reactions between indolines 63 and a variety of carboxylic acids 64 in MeCN under oxygen atmosphere.⁴⁵ The corresponding mono-acyloxylation of indolines 65 were obtained in relatively low



Scheme 28 Proposed mechanism for the reaction in Scheme 27.



Scheme 29 Xu's synthesis of lactones 70.



Scheme 30 Ag-catalyzed intramolecular C–O cross-coupling of biaryl-2-carboxylic acids **71** through C–H acyloxylation.

to good yields (Scheme 26b). Noteworthy, CuBr failed to promote this reaction.

7. Gold-catalyzed reactions

Gold-catalyzed direct acyloxylation of arene C–H bonds has been rarely studied; indeed, only one example of such a reaction was reported in the literature till date. In 2011, Pradal, Toullec, and Michelet revealed that the treatment of simple arenes **66** with aliphatic carboxylic acids **67** in the presence of only 2 mol% of $(\text{PPh}_3)\text{AuCl}$ as a catalyst and 1.3 equiv. of $\text{PhI}(\text{OAc})_2$ as an oxidant under solvent-free conditions afforded the corresponding mono-acyloxylation arenes **68** with yield range from 32 to 83% (Scheme 27).⁴⁶ Indole did not work well in the reaction and therefore no other heteroaromatic compounds were examined in the protocol. It should be noted that other gold catalysts (*e.g.*, AuCl, AuCl₃, HAuCl₄, Au₂O₃, and $(\text{PPh}_3)\text{AuNTf}_2$) were also found to promote the reaction; albeit in lower yields. Of note, the protocol was only applicable for hindered arenes, since nonhindered arene substrates afforded the corresponding biphenyl products under this condition. The authors suggested mechanism of this transformation is shown in Scheme 28.

8. Silver-catalyzed reactions

In 2015, in an innovative investigation, the group of Xu introduced the use of silver salts as effective catalysts for intramolecular C–O cross-coupling of biaryl-2-carboxylic acids through C–H functionalization/C–O cyclization.⁴⁷ They studied the effects of reaction variables such as catalyst, oxidant, additive, and solvent. It was found that using 20 mol% of AgNO₃ and 3 equiv. of $(\text{NH}_4)_2\text{S}_2\text{O}_8$ in a 1 : 1 mixture of DCM and H₂O resulted in the best yields. Among the various additives such as HOAc, NaOAc, KOAc, K₂HPO₄; KOAc was the most efficient for this interesting reaction. Various 2 biaryl-2-carboxylic acids **69** bearing different electron-donating and electron-withdrawing substituents on the arene rings were compatible with the reaction conditions and provided the corresponding lactones **70** in moderate to excellent yields (Scheme 29). The procedures could also be adapted to larger-scale synthesis.

The same silver-catalyzed method was applied for the intramolecular C(5)–H acyloxylation of a variety of 2-(4-aryl-1H-1,2,3-triazol-1-yl) benzoic acids **71** (Scheme 30).⁴⁸ In this transformation, Jiang's group reported that the use of a binary solvent EtOAc/H₂O with ratio 1 : 1 afforded the best results.

9. Conclusion

This review summarized the available literature on cross-dehydrogenative coupling reactions between arenes and carboxylic acids. As illustrated, a variety of *O*-aryl esters could be easily achieved by this simple and atom economical procedure indicating the versatility and practicality of this type of ester synthesis. Interestingly, all of the reactions covered in this review were catalyzed by commercially available metal catalysts. Despite remarkable progresses in this attractive research arena, several challenges still need to be addressed: (i) most of the reactions covered in this review were carried out at high temperatures. Therefore there is still a need for the discovery of new catalytic systems, which can allow the efficient coupling under milder conditions; (ii) the current strategies mostly limit to the use of expensive metal catalysts such as palladium and ruthenium. Thus the exploration of low-cost metal catalysts (*e.g.*, iron and copper) for this transformation is highly desirable; (iii) other reactions such as coupling of arenes with alkynyl acids should be explored.

Conflicts of interest

There are no conflicts to declare.

References

- M. Tsakos, E. S. Schaffert, L. L. Clement, N. L. Villadsen and T. B. Poulsen, *Nat. Prod. Rep.*, 2015, **32**, 605–632.
- (a) P. Wipf, T. Tsuchimoto and H. Takahashi, *Pure Appl. Chem.*, 1999, **71**, 415–421; (b) B. Gnanaprakasam and D. Milstein, *J. Am. Chem. Soc.*, 2011, **133**, 1682–1685; (c) R. Takise, K. Muto and J. Yamaguchi, *Chem. Soc. Rev.*, 2017, **46**, 5864–5888; (d) E. Vessally, A. Hosseinian, M. Babazadeh, L. Edjlali and R. Hosseinzadeh-Khanmiri, *Curr. Org. Chem.*, 2018, **22**, 315–322.
- (a) M. V. Blagosklonny and T. Fojo, *Int. J. Cancer*, 1999, **83**, 151–156; (b) J. K. Sohng, T. Yamaguchi, C. N. Seong, K. S. Baik, S. C. Park, H. J. Lee, S. Y. Jang, J. R. Simkhada and J. C. Yoo, *Arch. Pharmacol. Res.*, 2008, **31**, 1339–1345; (c) D. A. Lee and E. J. Higginbotham, *Am. J. Health-Syst. Pharm.*, 2005, **62**, 691–699; (d) L. J. Scott and P. L. McCormack, *Drugs*, 2008, **68**, 1239–1272.
- G. M. Keating, *Drugs*, 2015, **75**, 1131–1140.

- 5 H. B. Fung, H. L. Kirschenbaum and R. Hameed, *Clin. Ther.*, 2000, **22**, 549–572.
- 6 C. J. Dunn and K. L. Goa, *Drugs*, 2001, **61**, 285–315.
- 7 M. Digiuni, P. Fogagnolo and L. Rossetti, *Expert Opin. Pharmacother.*, 2012, **13**, 723–745.
- 8 A. Wauquier, *Anaesthesia*, 1983, **38**, 26–33.
- 9 B. A. Sobin and F. W. Tanner Jr, *J. Am. Chem. Soc.*, 1954, **76**, 4053.
- 10 (a) M. Gershter, K. Sharples and R. Edwards, *Phytochemistry*, 2006, **67**, 2561–2567; (b) S. Giri, S. Prasad, A. Giri and G. Sharma, *Mutat. Res., Genet. Toxicol. Environ. Mutagen.*, 2002, **514**, 223–231.
- 11 (a) C. S. Yeung and V. M. Dong, *Chem. Rev.*, 2011, **111**, 1215–1292; (b) B. V. Varun, J. Dhineshkumar, K. R. Bettadapur, Y. Siddaraju, K. Alagiri and K. R. Prabhu, *Tetrahedron Lett.*, 2017, **58**, 803–824.
- 12 (a) J. Yuan, C. Liu and A. Lei, *Chem. Commun.*, 2015, **51**, 1394–1409; (b) T. Chen, J.-S. Zhang and L.-B. Han, *Dalton Trans.*, 2016, **45**, 1843–1849.
- 13 (a) A. Hosseinian, S. Farshbaf, L. Z. Fekri, M. Nikpassand and E. Vessally, *Top. Curr. Chem.*, 2018, **376**, 23; (b) A. Hosseinian, S. Ahmadi, F. A. H. Nasab, R. Mohammadi and E. Vessally, *Top. Curr. Chem.*, 2018, **376**, 39.
- 14 (a) K. Nejati, S. Ahmadi, M. Nikpassand, P. D. K. Nezhad and E. Vessally, *RSC Adv.*, 2018, **8**, 19125–19143; (b) A. Hosseinian, R. Mohammadi, S. Ahmadi, A. Monfared and Z. Rahmani, *RSC Adv.*, 2018, **8**, 33828–33844; (c) A. Hosseinian, F. A. H. Nasab, S. Ahmadi, Z. Rahmani and E. Vessally, *RSC Adv.*, 2018, **8**, 26383–26398; (d) A. Hosseinian, P. D. K. Nezhad, S. Ahmadi, Z. Rahmani and A. Monfared, *J. Sulfur Chem.*, 2019, **40**, 88–112; (e) A. Monfared, S. Ebrahimiasl, M. Babazadeh, S. Arshadi and E. Vessally, *J. Fluorine Chem.*, 2019, **220**, 24–34; (f) S. Sarhandi, M. Daghighaleh, M. Vali, R. Moghadami and E. Vessally, *Chem. Rev. Lett.*, 2018, **1**, 9–15; (g) S. Mohammadi, M. Musavi, F. Abdollahzadeh, S. Babadoust and A. Hosseinian, *Chem. Rev. Lett.*, 2018, **1**, 49–55.
- 15 (a) S. Arshadi, E. Vessally, M. Sobati, A. Hosseinian and A. Bekhradnia, *J. CO₂ Util.*, 2017, **19**, 120–129; (b) M. Babazadeh, S. Soleimani-Amiri, E. Vessally, A. Hosseinian and L. Edjlali, *RSC Adv.*, 2017, **7**, 43716–43736; (c) E. Vessally, M. Babazadeh, A. Hosseinian, L. Edjlali and L. Sreerama, *Curr. Org. Chem.*, 2018, **22**, 199–205; (d) E. Vessally, M. Babazadeh, K. Didehban, A. Hosseinian and L. Edjlali, *Curr. Org. Chem.*, 2018, **22**, 286–297; (e) M. Daghighaleh, M. Vali, Z. Rahmani, S. Sarhandi and E. Vessally, *Chem. Rev. Lett.*, 2018, **1**, 23–30; (f) A. Hosseinian, S. Farshbaf, R. Mohammadi, A. Monfared and E. Vessally, *RSC Adv.*, 2018, **8**, 17976–17988; (g) S. Shahidi, P. Farajzadeh, P. Ojaghloo, A. Karbakhshzadeh and A. Hosseinian, *Chem. Rev. Lett.*, 2018, **1**, 37–44; (h) S. Farshbaf, L. Zare Fekri, M. Nikpassand, R. Mohammadi and E. Vessally, *J. CO₂ Util.*, 2018, **25**, 194–204; (i) S. Farshbaf, L. Sreerama, T. Khodayari and E. Vessally, *Chem. Rev. Lett.*, 2018, **1**, 56–67; (j) E. Vessally, A. Hosseinian, L. Edjlali, M. Babazadeh and R. Hosseinzadeh-Khanmiri, *Iran. J. Chem. Chem. Eng.*, 2017, **36**, 1–13.
- 16 G. Majji, S. K. Rout, S. Rajamanickam, S. Guin and B. K. Patel, *Org. Biomol. Chem.*, 2016, **14**, 8178–8211.
- 17 (a) S. Moghimi, M. Mahdavi, A. Shafiee and A. Fouroumadi, *Eur. J. Org. Chem.*, 2016, 3282–3299; (b) I. B. Krylov, V. A. Vil' and A. O. Terent'ev, *Beilstein J. Org. Chem.*, 2015, **11**, 92–146.
- 18 Z. Ye, W. Wang, F. Luo, S. Zhang and J. Cheng, *Org. Lett.*, 2009, **11**, 3974–3977.
- 19 C. Chen, Y. Pan, H. Zhao, X. Xu, J. Xu, Z. Zhang, S. Xi, L. Xu and H. Li, *Org. Chem. Front.*, 2018, **5**, 415–422.
- 20 K. Padala and M. Jeganmohan, *Chem. Commun.*, 2013, **49**, 9651–9653.
- 21 K. Padala and M. Jeganmohan, *Chem.–Eur. J.*, 2014, **20**, 4092–4097.
- 22 N. Y. More, K. Padala and M. Jeganmohan, *J. Org. Chem.*, 2017, **82**, 12691–12700.
- 23 K. Raghuvanshi, K. Rauch and L. Ackermann, *Chem.–Eur. J.*, 2015, **21**, 1790–1794.
- 24 K. Raghuvanshi, D. Zell and L. Ackermann, *Org. Lett.*, 2017, **19**, 1278–1281.
- 25 T. Okada, K. Nobushige, T. Satoh and M. Miura, *Org. Lett.*, 2016, **18**, 1150–1153.
- 26 T. Sarkar, S. Pradhan and T. Punniyamurthy, *J. Org. Chem.*, 2018, **83**, 6444–6453.
- 27 P. B. De, S. Banerjee, S. Pradhan and T. Punniyamurthy, *Org. Biomol. Chem.*, 2018, **16**, 5889–5898.
- 28 E. Kianmehr and S. B. Nasab, *Eur. J. Org. Chem.*, 2019, 1038–1044.
- 29 C.-L. Sun, J. Liu, Y. Wang, X. Zhou, B.-J. Li and Z.-J. Shi, *Synthesis*, 2011, 883–886.
- 30 C.-J. Hu, X.-H. Zhang, Q.-P. Ding, T. Lv, S.-P. Ge and P. Zhong, *Tetrahedron Lett.*, 2012, **53**, 2465–2468.
- 31 Y. Li, Y.-J. Ding, J.-Y. Wang, Y.-M. Su and X.-S. Wang, *Org. Lett.*, 2013, **15**, 2574–2577.
- 32 Z. Wang and C. Kuang, *Adv. Synth. Catal.*, 2014, **356**, 1549–1554.
- 33 S. K. Santra, A. Banerjee, N. Khatun and B. K. Patel, *Eur. J. Org. Chem.*, 2015, **2015**, 350–356.
- 34 J. Wu, K. L. M. Hoang, M. L. Leow and X.-W. Liu, *Org. Chem. Front.*, 2015, **2**, 502–505.
- 35 K. K. Yu, Y. Guo, Y. H. Hu, Z. Xu, H. W. Liu, D. H. Liao and Y. F. Ji, *Asian J. Org. Chem.*, 2016, **5**, 1219–1224.
- 36 J. Guo, H. He, Z. Ye, K. Zhu, Y. Wu and F. Zhang, *Org. Lett.*, 2018, **20**, 5692–5695.
- 37 J. Song, J. Cui, H. Liang, Q. Liu, Y. Dong and H. Liu, *Asian J. Org. Chem.*, 2018, **7**, 341–345.
- 38 J. Lan, H. Xie, X. Lu, Y. Deng, H. Jiang and W. Zeng, *Org. Lett.*, 2017, **19**, 4279–4282.
- 39 C. Lin, Z. Chen, Z. Liu and Y. Zhang, *Adv. Synth. Catal.*, 2018, **360**, 519–532.
- 40 R. Ueno, S. Natsui and N. Chatani, *Org. Lett.*, 2018, **20**, 1062–1065.
- 41 (a) M. B. Gawande, A. Goswami, F.-X. Felpin, T. Asefa, X. Huang, R. Silva, X. Zou, R. Zboril and R. S. Varma, *Chem. Rev.*, 2016, **116**, 3722–3811; (b) H. Saeidian, M. Abdoli and R. Salimi, *C. R. Chim.*, 2013, **16**, 1063–1070.

- 42 Y. Wang, A. V. Gulevich and V. Gevorgyan, *Chem.–Eur. J.*, 2013, **19**, 15836–15840.
- 43 F. Wang, Q. Hu, C. Shu, Z. Lin, D. Min, T. Shi and W. Zhang, *Org. Lett.*, 2017, **19**, 3636–3639.
- 44 F. Wang, Z. Lin, W. Yu, Q. Hu, C. Shu and W. Zhang, *RSC Adv.*, 2018, **8**, 16378–16382.
- 45 A. Ahmad, H. S. Dutta, B. Khan, R. Kant and D. Koley, *Adv. Synth. Catal.*, 2018, **360**, 1644–1649.
- 46 A. Pradal, P. Y. Toullec and V. Michelet, *Org. Lett.*, 2011, **13**, 6086–6089.
- 47 J.-J. Dai, W.-T. Xu, Y.-D. Wu, W.-M. Zhang, Y. Gong, X.-P. He, X.-Q. Zhang and H.-J. Xu, *J. Org. Chem.*, 2015, **80**, 911–919.
- 48 Y. Liu, W. Zhang, K. Xie and Y. Jiang, *Synlett*, 2017, **28**, 1496–1500.