

ARTICLE

Received 27 Feb 2014 | Accepted 7 Nov 2014 | Published 14 Jan 2015

DOI: 10.1038/ncomms6801

OPEN

Bond cleavage, fragment modification and reassembly in enantioselective three-component reactions

Dan Zhang¹, Jun Zhou¹, Fei Xia¹, Zhenghui Kang¹ & Wenhao Hu¹

Chemical bond cleavage and reconstruction are common processes in traditional rearrangement reactions. In contrast, the process that involves bond cleavage, fragment modification and then reconstruction of the modified fragment provides an efficient way to build structurally diversified molecules. Here, we report a palladium(II)/chiral phosphoric acid catalysed three-component reaction of aryldiazoacetates, enamines and imines to afford α -amino- δ -oxo pentanoic acid derivatives in good yields with excellent diastereoselectivities and high enantioselectivities. The stereoselective reaction went through a unique process that involves cleavage of a C-N bond, modification of the resulting amino fragment and selective reassembly of the modified fragment. This innovative multi-component process represents a highly efficient way to build structurally diversified polyfunctional molecules in an atom and step economic fashion. A keto-iminium is proposed as a key intermediate and a chiral palladium/phosphate complex is proposed as an active catalyst.

¹ Shanghai Engineering Research Center of Molecular Therapeutics and New Drug Development, and Department of Chemistry, East China Normal University, Shanghai 200062, China. Correspondence and requests for materials should be addressed to W.H. (email: whu@chem.ecnu.edu.cn).

Innovative processes involving new modes of chemical bond formation are highly desirable to achieve challenging synthetic tasks that existing ones cannot easily accomplish¹. Rearrangement reactions, for example, have been intensively investigated to provide a unique way to build one molecule from its mother molecule in a 100% atom-efficient fashion². Bond cleavage and reconstruction involved in the rearrangement reactions occur in the same molecule^{3–5} and typically in a concerted fashion (Fig. 1 path a)². In addition, bond cleavage and reassembly of fragments in traditional two-component reactions have been reported^{6–10}, but in most cases, these reactions resulted in either loss of components⁸ or random combination of the fragments such as radical fragments without any selectivity^{9,10}. We communicate here a multi-component process that involves chemical bond cleavage, fragment modification and specific reassembly of the modified fragment to afford functional group-enriched molecules (Fig. 1 path b). This innovative process provides a unique way to build diversified molecules in an efficient and atom-economic fashion.

We have recently reported an efficient trapping process in which zwitterionic intermediates were trapped by electrophiles to produce polyfunctional molecules in a single synthetic step^{11,12}. In the reported reactions, for example, indoles and pyrroles containing a cyclic enamine as a key structural motif were successfully employed as substrates (Fig. 2a). In continuation with this study, we envisioned that using an acyclic enamine should undergo a similar transformation to afford a zwitterionic intermediate trapping product (Fig. 2b)¹³. Thus, the three-component reaction of methyl phenyldiazoacetate, an acyclic enamine and an imine was conducted. However, the proposed process did not occur as expected, but we discovered a novel process that involves cleavage of a C–N bond, modification of the resulting amino fragment by forming an ammonium ylide and regio- and stereoselective reassembly of the modified fragment back to another iminium fragment to produce a chiral α -amino- δ -oxo pentanoic acid derivative (Fig. 2c). In this three-component reaction, one bond cleavage and three bonds formation take place in one step to produce a new molecule bearing two stereogenic centres including one quaternary carbon centre in excellent diastereoselectivity and high enantioselectivity. This unique process provides an easy access for highly efficient construction of chiral α -amino- δ -oxo pentanoic acid derivatives^{14–17} from simple substrates under mild reaction conditions.

Results

Preliminary optimization. Initial reaction of methyl phenyldiazoacetate **2a**, enamine **3a** and imine **4a** was carried out in dichloromethane (CH₂Cl₂) at ambient temperature under the catalysis of [PdCl(η^3 -C₃H₅)]₂ and Brønsted acid *rac*-**1a**. After hydrolysis, product **5a** was obtained in just 15% isolated yield with excellent diastereoselectivity (>95:5 diastereomeric ratio, dr) accompanying with 35% of side product 1,5-diketo **6** (Table 1, entry 1). The structural identity of **5a** was later confirmed by single-crystal X-ray analysis (see Supplementary Fig. 63). The interesting process for the formation of **5a** attracted us for further studies. To suppress the formation of the side product **6**, minimizing the concentration of **3a** in the reaction mixture was thought to be critical. Thus, a solution of **2a** and **3a** was slowly introduced to the reaction mixture over 1 h. As a result, the yield of **5a** was increased to 45% (Table 1, entry 2). The product yield of **5a** was further enhanced to 63% and side product **6** was decreased to 6% yield by performing the reaction in an ice-bath (Table 1, entry 3). Lowering the reaction temperature to $-20\text{ }^\circ\text{C}$ resulted in a very slow process for the diazo decomposition and no improved results were obtained (Table 1, entry 4).

Enantioselective reaction. We then explored the enantioselective control of the novel process. A series of chiral 3,3'-disubstituted BINOL-derived phosphoric acids (PPAs)^{11,12} were tested and the results were summarized in Table 2. Bulky substituted phosphoric acids **1b** and **1c** were found to be less effective to promote this reaction, as only trace amount of product was observed (Table 2, entries 1–2). Moderate-to-good enantioselectivities were obtained by using PPAs **1d–1k** (upto 80:20 enantiomeric ratio (er), entries 3–10, Table 2). Other solvents did not improve the er further in this case (see Supplementary Table 1). To further improve the enantioselectivity, a more sterically hindered diazo compound *tert*-butyl phenyldiazoacetate **2b** was used. While a sharp drop in enantiomeric excess (ee) value was observed with PPA **1e**, less bulkier PPA **1i** gave the product with increased er to 82:18 (Table 2, entry 11 versus 12). Additional reaction condition optimization increased the er to 92:8 when chloroform (CHCl₃) was used as the solvent at a reaction temperature of $-20\text{ }^\circ\text{C}$ (Table 2, entry 14). When the extremely bulky diazo compound **2c** was used, the reaction proceeded in CHCl₃ at $-10\text{ }^\circ\text{C}$ to give **5a** in 69% yield, >95:5 dr and 94:6 er (Table 2, entry 16).

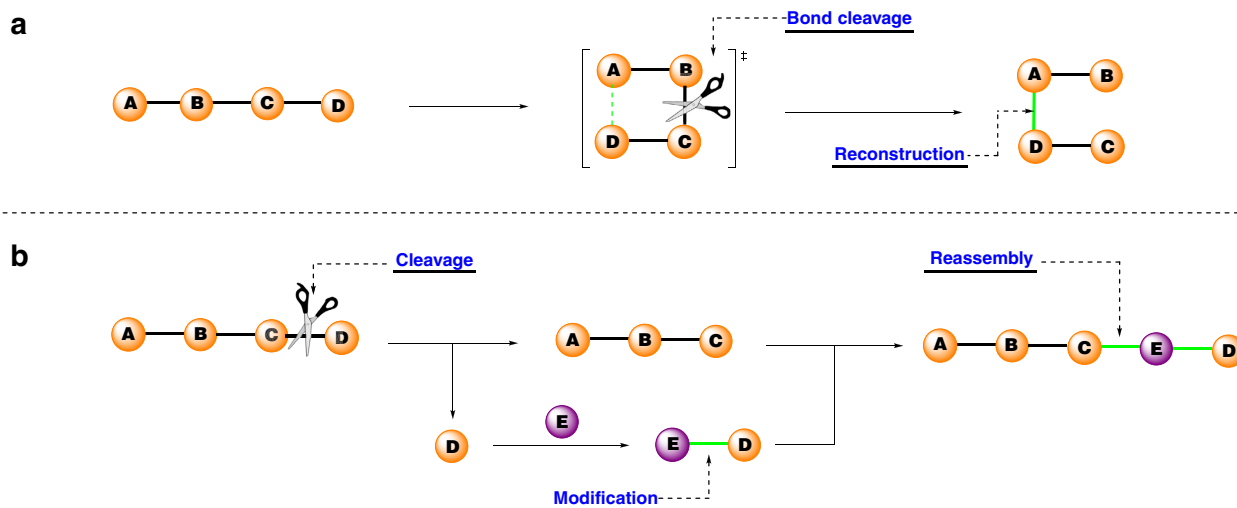


Figure 1 | Conceptual framework. (a) Intramolecular rearrangement: bond cleavage and reconstruction. (b) Concept of bond cleavage, fragment modification and reassembly.

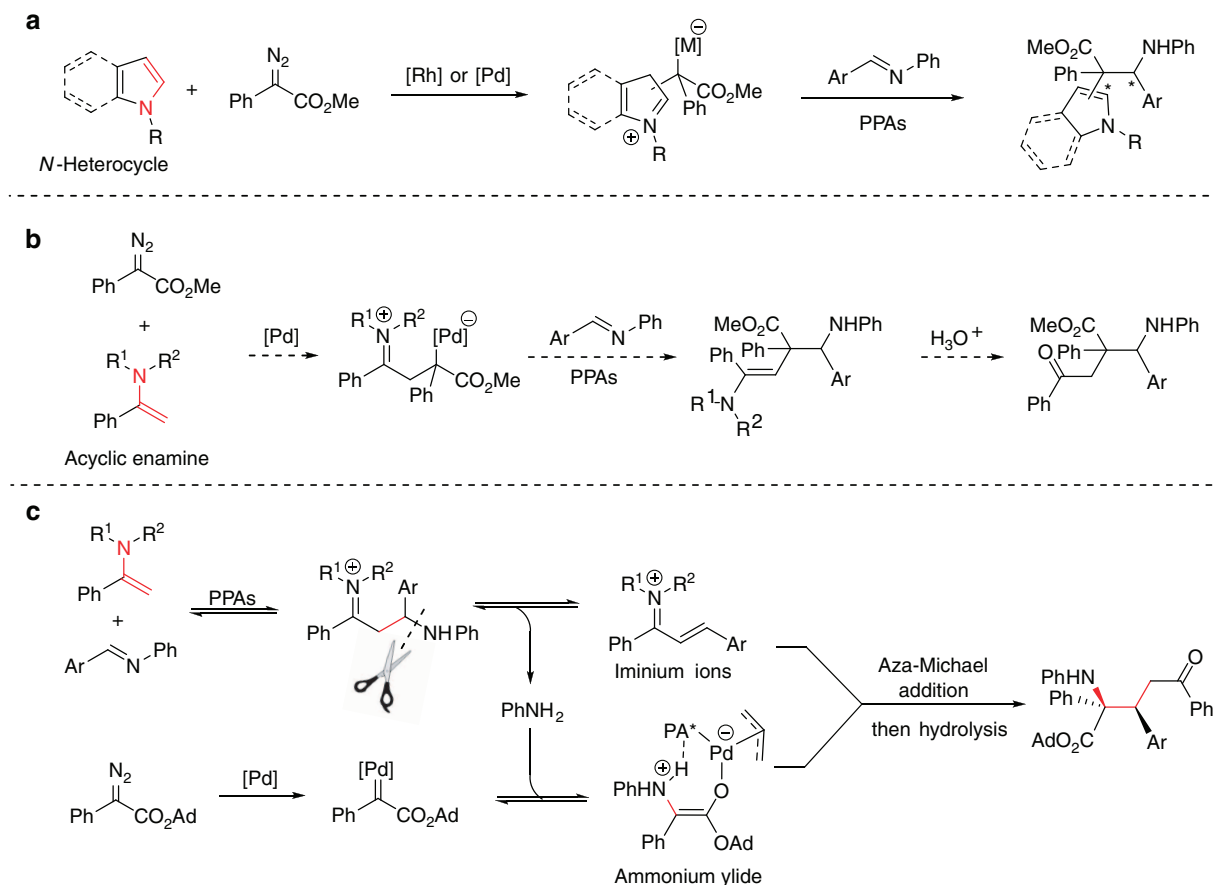


Figure 2 | Discovery of the novel process. (a) Prior works for the enantioselective trapping of zwitterionic intermediates. (b) Hypothetical pathway for the enamine-participated multi-component reaction. (c) Actual process: bond cleavage, fragment modification and reassembly.

Table 1 | Preliminary results for the title three-component reaction*.

Entry	T (°C)	5a, Yield (%) [†]	6, Yield (%) [†]	Dr (syn:anti) [‡]
1 [§]	25	15	35	> 95:5
2	25	45	20	> 95:5
3	0	63	6	> 95:5
4 ^{,¶}	-20	41	25	> 95:5

Dr, diastereomeric ratio.
^{*}[PdCl(η^3 -C₃H₅)₂]₂/1/2a/3a/4a = 0.05:0.1:1.5:1.1:1.
[†]Isolated yields.
[‡]Dr of **5a**, determined by ¹H NMR analysis of the crude mixture.
[§]**3a** was added to the system in one portion.
^{||}**2a** and **3a** were dissolved in 1 ml CH₂Cl₂ and the solution was added to the system in 1 h.
[¶]The reaction ran over 10 h.

Substrate scope. With optimized reaction conditions identified, the substrate scope of the reaction was explored. With respect to the imine substrate, the reactions gave good yields with high-to-excellent dr and er (Table 3, entries 1–10). The best result came from electron-deficient imine **4b**, which gave product **5d** in 65% yield with 95:5 dr and 96:4 er (Table 3, entry 2). The reaction was extended to other aryldiazoacetates (Table 3, entries 11–15) and enamines (Table 3, entries 16–17). All the reactions gave comparably good results except for diazo compound **2f**, which bears

three electron-donating methoxyl groups, resulting in product **5o** with decreased er to 73:27 (Table 3, entry 13). For a representative example, with 4-fluoro substituted enamine **3c**, the reaction gave corresponding product **5s** in 64% isolated yield with 96:4 dr and 97:3 er (Table 3, entry 17).

Discussion

To understand the reaction pathway for this new process, several control experiments were initially performed. Aziridination

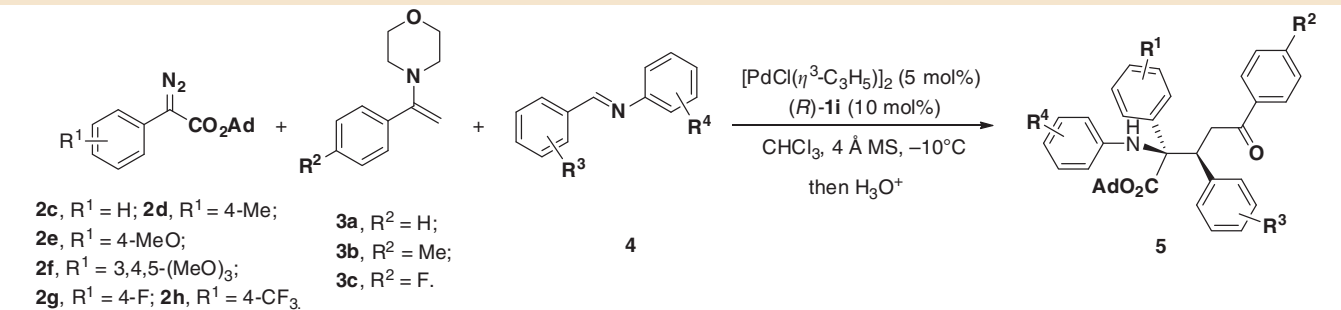
Table 2 | Optimization for the enantioselective three-component reaction of 2 and 3a with 4a*.

2a: R=Me
2b: R=t-Bu
2c: R=1-adamantyl (Ad)

1b, Ar=2,4,6-*i*-Pr₃-C₆H₂
1c, Ar=SiPh₃
1d, Ar=3,5-Cl₂-C₆H₃
1e, Ar=9-phenanthryl
1f, Ar=Ph
1g, Ar=p-MeO-C₆H₄
1h, Ar=p-CF₃-C₆H₄
1i, Ar=3,5-(CF₃)₂-C₆H₃
1j, Ar=biphenyl
1k, Ar=β-naphthyl

Entry	2	Solvent	PA	T (°C)	Yield (%) [†]	Dr (syn:anti) [‡]	Er [§]
1	2a	CH ₂ Cl ₂	1b	0	Trace	—	—
2	2a	CH ₂ Cl ₂	1c	0	Trace	—	—
3	2a	CH ₂ Cl ₂	1d	0	41	> 95:5	53:47
4	2a	CH ₂ Cl ₂	1e	0	58	> 95:5	80:20
5	2a	CH ₂ Cl ₂	1f	0	50	> 95:5	68:32
6	2a	CH ₂ Cl ₂	1g	0	53	> 95:5	61:39
7	2a	CH ₂ Cl ₂	1h	0	38	> 95:5	65:35
8	2a	CH ₂ Cl ₂	1i	0	49	> 95:5	67:33
9	2a	CH ₂ Cl ₂	1j	0	42	> 95:5	65:35
10	2a	CH ₂ Cl ₂	1k	0	50	> 95:5	67:33
11	2b	CH ₂ Cl ₂	1e	0	55	> 95:5	53:47
12	2b	CH ₂ Cl ₂	1i	0	51	> 95:5	82:18
13	2b	CHCl ₃	1i	0	62	> 95:5	90:10
14	2b	CHCl ₃	1i	-20	48	> 95:5	92:8
15	2c	CHCl ₃	1i	0	61	> 95:5	91:9
16	2c	CHCl ₃	1i	-10	69	> 95:5	94:6

Dr, diastereomeric ratio; Er, enantiomeric ratio; PA, phosphoric acid.

* $[\text{PdCl}(\eta^3\text{-C}_3\text{H}_5)_2]_2/\mathbf{2}/\mathbf{3a}/\mathbf{4a} = 0.05:0.1:1.5:1.1:1$.[†]Isolated yields.[‡]Determined by ¹H NMR analysis of the crude mixture.[§]Determined by HPLC analysis using a chiral stationary phase. Value is that of the major isomer.**Table 3 | Substrate scope of enantioselective three-component reaction of 2 and 3 with 4*.**

Entry	2/3	4: R ³ /R ⁴	5: Yield (%) [†]	Dr [‡]	Er [§]
1	2c/3a	4a: 4-Br/H	5c: 69	95:5	94:6
2	2c/3a	4b: 4-CF ₃ /H	5d: 65	95:5	96:4
3	2c/3a	4c: 4-CN/H	5e: 70	88:12	91:9
4	2c/3a	4d: 4-NO ₂ /H	5f: 65	93:7	95:5
5	2c/3a	4e: 3-NO ₂ /H	5g: 70	95:5	93:7
6	2c/3a	4f: 2,4-F ₂ /H	5h: 63	93:7	88:12
7	2c/3a	4g: 4-Me/H	5i: 61	95:5	89:11
8	2c/3a	4h: 4-MeO/H	5j: 60	95:5	81:19
9	2c/3a	4i: 4-NO ₂ /4-Br	5k: 61	90:10	90:10
10	2c/3a	4j: 4-NO ₂ /4-Me	5l: 65	92:8	95:5
11	2d/3a	4k: 4-NO ₂ /H	5m: 55	95:5	94:6
12	2e/3a	4l: 4-NO ₂ /H	5n: 71	95:5	96:4
13	2f/3a	4m: 4-NO ₂ /H	5o: 55	74:26	73:27
14	2g/3a	4n: 4-NO ₂ /H	5p: 74	96:4	96:4
15	2h/3a	4o: 4-NO ₂ /H	5q: 45	95:5	91:9
16	2c/3b	4p: 4-NO ₂ /H	5r: 59	94:6	97:3
17	2c/3c	4q: 4-NO ₂ /H	5s: 64	96:4	97:3

Dr, diastereomeric ratio; er, enantiomeric ratio.

* $[\text{PdCl}(\eta^3\text{-C}_3\text{H}_5)_2]_2/\mathbf{1i}/\mathbf{2}/\mathbf{3}/\mathbf{4} = 0.05:0.1:1.5:1.1:1$.[†]Isolated yields.[‡]Syn/anti, determined by ¹H NMR analysis of the crude mixture or by HPLC (entries 13, 14 and 17).[§]Determined by HPLC analysis using a chiral stationary phase. Value is that of the syn isomer.

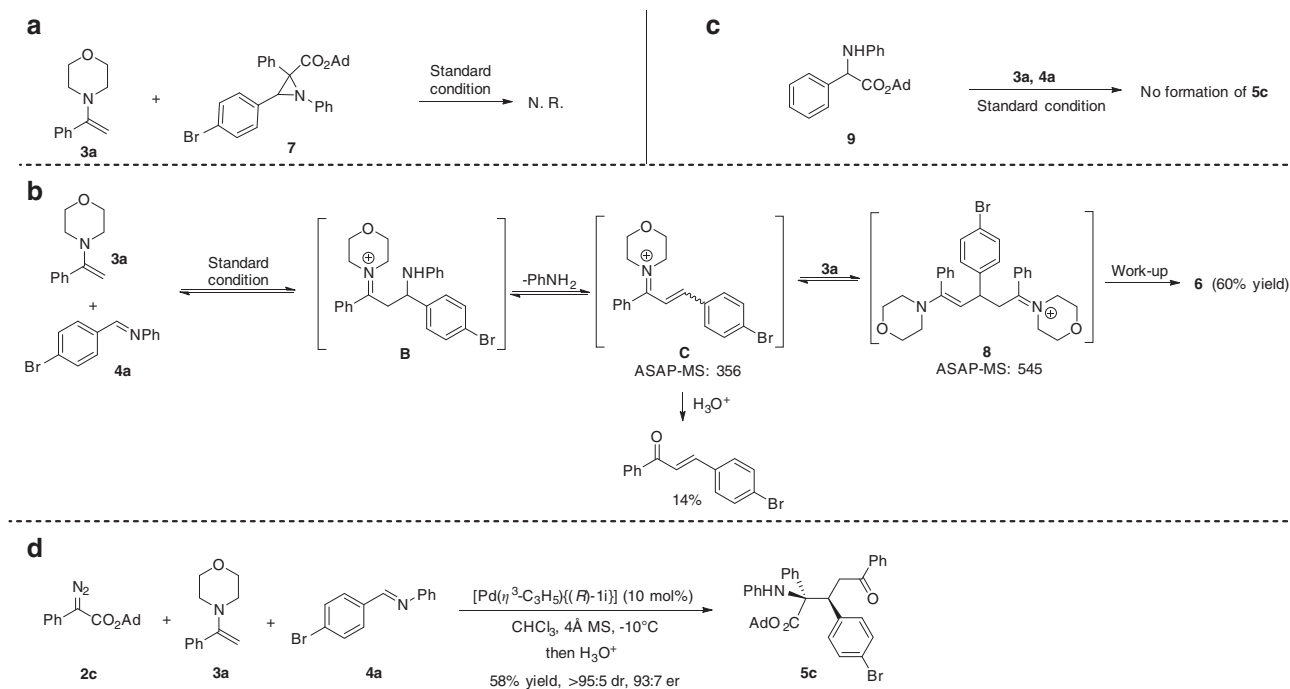


Figure 3 | Discussion on the reaction pathway. (a) Control reaction to exclude the formation of **5c** from aziridine **7**. (b) Proposed reaction pathway for the formation of **6** via iminium intermediate **C**. (c) Control reaction to exclude the formation of **5c** from N-H insertion product **9**. (d) Reaction under the catalysis of a pre-made palladium/phosphate complex to confirm the active catalyst.

product **7** was first isolated from the reaction of diazo compound **2c** and imine **4a**. Then treatment of aziridine **7** with enamine **3a** did not give any ring opening product (Fig. 3a). This experiment excluded the possibility that the product **5c** was resulted from a stepwise reaction pathway via intermediate **7**. In addition, in the absence of the diazo compound, the reaction gave side product **6** in a 60% yield together with a 14% yield of chalcone (chalcone is inactive in trapping of ammonium ylide under current conditions, see Supplementary Figure 65). Process of the above Mannich-type reaction from the addition of **3a** to **4a** was monitored by ^1H NMR, and it was found that concentration of liberated free aniline increased along with the reaction proceeding, which indicates that a retro aza-Michael addition to cleave the C–N bond does occur (see Supplementary Fig. 67). The cleavage of the C–N bond is also consistent with the formation of side product **6** as proposed in the following reaction pathway (Fig. 3b): (1) a Mannich-type addition of enamine **3a** to imine **4a** gives its adduct **B**; (2) a C–N cleavage occurs through a retro aza-Michael addition to give a keto-iminium intermediate^{18–21} **C** and an aniline fragment; (3) a conjugated addition of another enamine **3a** to the keto-iminium produces the intermediate **8**; (4) hydrolysis work-up of **8** produces the side product **6**. In addition, the keto-iminium intermediate was detected by Atmospheric Solids Analysis Probe Mass Spectrometry (ASAP-MS) (see Supplementary Fig. 66). All the information shown above indicates that the C–N bond cleavage does not need any assistance of a metal carbene. To rule out the possibility that product **5c** was resulted from stepwise reactions of an N–H insertion of the free aniline and then a Michael-type addition to iminium intermediate **C**, an additional control experiment by addition of the pre-made N–H insertion product **9** to the reaction mixture was conducted, and no **5c** was observed (Fig. 3c). The concerted reaction pathway is in agreement with our previous studies in the trapping of active ylides by other electrophiles²². Finally, to get information regarding active catalytic species,

the crude reaction mixture was subjected to the high-resolution mass spectrum (HRMS). The palladium/phosphate complex $[\text{Pd}(\text{allyl})(\text{Ii})]$ ($[\text{M} + 1]^+$: 918.8259, see Supplementary Fig. 72) was detected in the HRMS analysis. To further confirm the critical role of the chiral palladium/phosphate complex, $[\text{Pd}(\text{allyl})(\text{Ii})]$ (Supplementary Figure 73 and Supplementary method 3) was prepared¹² and used in the reaction of **2c**, **3a** and **4a**. Product **5c** was obtained in 58% yield with exactly the same stereoselective control of 95:5 dr and 93:7 er (Fig. 3d versus entry 6 in Table 3), indicating that the palladium/phosphate complex is the real catalyst in the catalytic cycles.

On the basis of the information above, a plausible mechanism is proposed in Fig. 4. First, reaction of an imine, a phosphoric acid and allylpalladium(II) chloride dimer gives iminium **A** and generates palladium/phosphate complex $[\text{Pd}(\text{allyl})\text{PA}^*]$ as an active catalyst. Nucleophilic addition of an enamine **3** to the iminium **A** affords a Mannich-type adduct **B** as a ‘mother’ molecule. We propose that a retro aza-Michael addition occurs here to cleave the C–N bond and produce an aniline fragment Ar^3NH_2 and conjugated iminium intermediate **C** as a ‘mother’ fragment (cycle I). In the meantime, in the catalytic cycle II, $[\text{Pd}(\text{allyl})\text{PA}^*]$ catalyzes diazo decomposition of **2** generating a palladium carbenoid **D** by the extrusion of dinitrogen. Modification of the aniline fragment by reacting with the carbenoid **D** gives a proposed Pd-associated ammonium ylide **E** or its enolate form **F**. Then, reassembly of the ammonium ylide back to the ‘mother’ fragment **C** via an enantioselective Michael-type addition produces an enamine intermediate **G** and regenerates $[\text{Pd}(\text{allyl})\text{PA}^*]$ catalyst. Finally, hydrolysis of **G** during work-up affords the final products **5**.

To further confirm the C–N bond cleavage of the mother molecule **B** producing iminium intermediates **C** and eliminating the aniline fragment, *p*-bromoaniline was introduced to the reaction and the control experiment gave the cross-coupling product **10** in 17% yield (Fig. 5a), supporting the existence

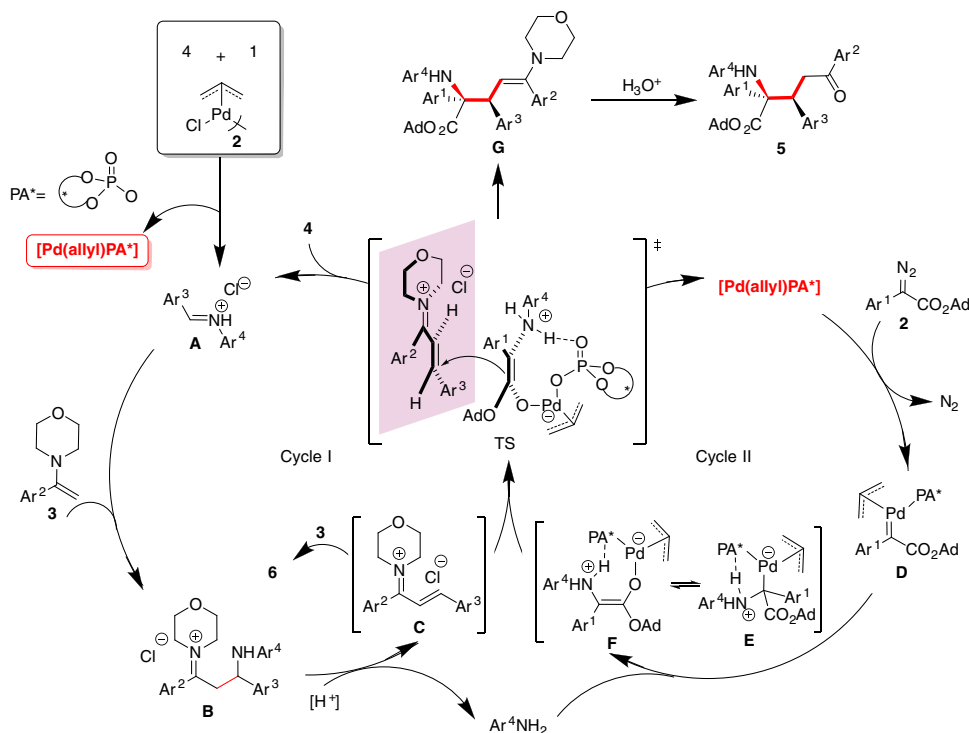


Figure 4 | Putative reaction pathways. Cycle I: formation of iminium salt C; cycle II: formation of ammonium ylides.

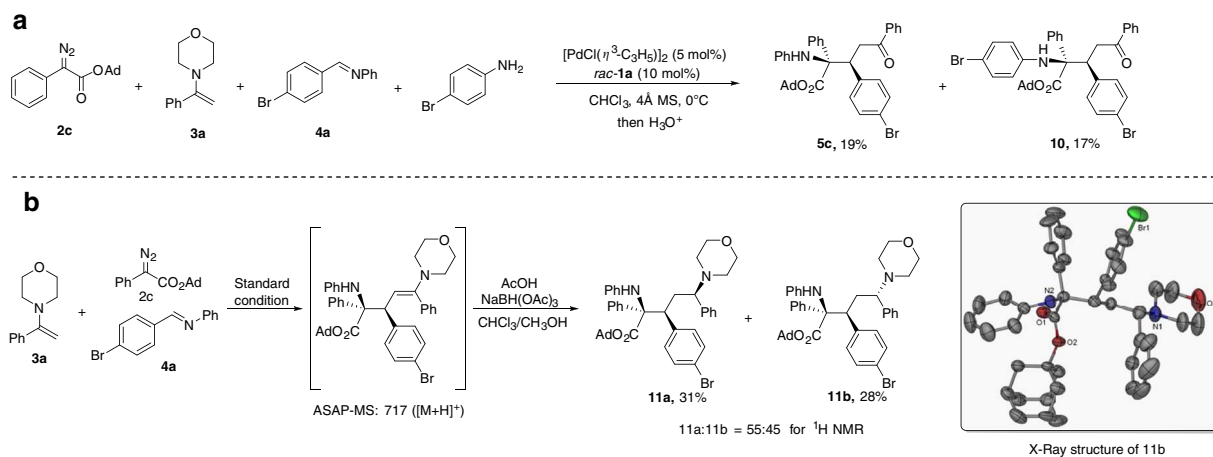


Figure 5 | The additional evidence and structure determination. (a) Cross-coupling control experiment to confirm the C–N bond cleavage. (b) Reduction of enamine intermediate **G** to diamines **11a** and **11b**, and the structure determination of **11b** by single-crystal X-ray diffraction analysis.

of fragments **C** (for other cross-coupling reactions, see Supplementary Figs 68–70). The existence of enamine intermediate **G** can be confirmed by direct detection by ASAP-MS ($[M + H]^+$: 717, see Supplementary Fig. 71) and by reduction of the crude reaction mixture to corresponding amine derivatives. Treatment of the crude product mixture with $\text{NaBH}(\text{OAc})_3/\text{AcOH}$ afforded α,δ -diamino acid derivatives **11a** and **11b** in 59% yield with 55:45 dr (Fig. 5b). The absolute configuration of **11b** was confirmed as (2*R*, 3*S*, 5*R*) by X-ray single-crystal analysis (see Supplementary Fig. 64) and that of **5** was determined as (2*R*, 3*S*) by analogy.

Since the retro aza-Michael addition is considered to be a reversible process, it is still possible that the product formation is directly through the Mannich product **B** via a ylide formation from **B** and followed by a 1,2-C shift. To evaluate this possibility, density functional theory calculation was carried out. A reaction

pathway involving the ylide formation and the 1,2-C shift is exothermic by $24.3 \text{ kcal mol}^{-1}$. However, this pathway has to proceed through a transition state with a higher energy than that of the **B** by $21.9 \text{ kcal mol}^{-1}$ and surmounts an energy barrier of $29.4 \text{ kcal mol}^{-1}$, which is considered to be unfavourable in thermodynamics (see Supplementary Figs 74–77).

In conclusion, we report an enantioselective three-component reaction of diazo compounds, enamines and imines. This reaction proceeds through an innovative process that involves C–N cleavage, modification of the amino fragment and selective reassembly of the modified fragment. This unique process provides a convenient pathway to chiral α -amino- δ -oxo pentanoic acid derivatives in good yields and high stereoselectivities. Mechanistic study reveals that a keto-iminium fragment is the key intermediate and a chiral palladium/phosphate complex is the real catalyst. This innovative mode of bond formation provides

an atom-efficient and step-economic way to build functional group-enriched molecules that existing methods cannot easily accomplish, and could inspire more discoveries in the efficient construction of unique molecules.

Methods

General. ^1H NMR (400 MHz), ^{13}C NMR (100 MHz) and ^{19}F NMR (376 MHz) spectra were recorded on Bruker Ascend 400 spectrometers. HRMS was performed on Waters Micromass Q-TOF micro Synapt High Definition Mass Spectrometer. HPLC analysis using a chiral stationary phase was performed on Shimadzu or Dalian Elite (UV230 + UV/Vis Detector and P230P High Pressure Pump). CHIRALCEL OD-H or CHIRALPAK IC column was purchased from Daicel Chemical Industries, Ltd. Single-crystal X-ray diffraction data were recorded on Bruker-AXS SMART APEX II single-crystal X-ray diffractometer. See Supplementary Figs 1–62 for the NMR spectra and HPLC chromatograms, Supplementary Table 1 for the optimization of reaction, Supplementary Discussion for the mechanism studies and computational details and Supplementary Methods for the characterization data of compounds not listed in this part.

Materials. THF and toluene were distilled over sodium. CH_2Cl_2 and CHCl_3 were distilled over calcium hydride. Enamines **3** were synthesized from acetophenone and morpholine¹³. Diazo compounds were prepared according to the literature^{12,23}. Aldimines **4** were prepared from condensation of the corresponding aldehydes with arylamines according to the reported methods²⁴. Chiral BINOL-derived phosphoric acids (**1a–1k**) were prepared according to the literature procedures^{11,12}.

General procedure for enantioselective three-component reactions.

A suspension of $[\text{PdCl}(\eta^3\text{-C}_3\text{H}_5)_2]$ (3.6 mg, 5.0 mol%), chiral phosphoric acid (**R**)-**1i** (15 mg, 10 mol%), imine **4** (0.2 mmol, 1.0 equivalent (eq)) and 4 Å molecular sieve (0.2–0.3 g) was stirred in 1.5 ml of CHCl_3 in a test tube equipped with plug at -10°C . The mixture of diazo compound **2** (0.3 mmol, 1.5 eq) and enamine **3** (0.22 mmol, 1.1 eq) in 1.0 ml CHCl_3 was introduced to the suspension over 1 h via a syringe pump. After completion of the addition, the mixture was stirred for another 5 min and then was hydrolyzed by elution through short column chromatography on silica gel (eluent: EtOAc/petroleum ether = 1/10 ~ 1/5) to give a crude product, which was subjected to ^1H NMR spectroscopy analysis for the determination of diastereoselectivity and to chiral HPLC analysis for the ee values. Purification of the crude products by flash chromatography on silica gel (eluent: EtOAc/petroleum ether = 1/80 ~ 1/20) afforded pure products.

(2R,3S)-adamantan-1-yl 3-(4-bromophenyl)-5-oxo-2,5-diphenyl-2-

(phenylamino)pentanoate (**5c**). Obtained following the general procedure in 69% yield (89 mg). ^1H NMR (400 MHz, CDCl_3) δ 7.75–7.66 (m, 2H), 7.64–7.56 (m, 2H), 7.48 (dd, $J = 10.5, 4.3$ Hz, 1H), 7.39–7.29 (m, 7H), 7.09–7.02 (m, 1H), 6.68 (m, 1H), 6.41 (d, $J = 7.8$ Hz, 1H), 4.88 (s, 1H), 4.62 (dd, $J = 11.4, 2.2$ Hz, 1H), 3.61 (dd, $J = 17.4, 11.5$ Hz, 1H), 3.41 (dd, $J = 17.4, 2.4$ Hz, 1H), 2.04 (s, 3H), 1.76 (q, $J = 11.4$ Hz, 6H), 1.62–1.41 (m, 6H); ^{13}C NMR (100 MHz, CDCl_3) δ 197.5, 171.0, 145.7, 137.8, 137.3, 136.7, 133.2, 131.6, 131.0, 128.6, 128.5, 128.3, 127.9, 127.7, 121.4, 117.8, 115.9, 82.8, 70.1, 48.3, 40.9, 40.8, 36.0, 30.7; FT-IR (KBr) $\tilde{\nu}$ 3,404; 3,052; 2,912; 2,852; 1,728; 1,687; 1,600; 1,502; 1,447; 1,354; 1,322; 1,259; 1,235; 1,176; 1,073; 1,053; 965, 747, 696, 684 cm^{-1} . HRMS(ESI) m/z : calculated (calcd.) for $\text{C}_{39}\text{H}_{38}\text{NO}_3\text{NaBr}$ ($\text{M} + \text{Na}$)⁺ 670.1933, found 670.1929. HPLC (CHIRALCEL OD-H, $\lambda = 254$ nm, hexane/2-propanol = 99/1, flow rate = 1.0 ml min^{-1}), 88–90% ee, $t_{\text{major}} = 5.74$ min, $t_{\text{minor}} = 8.47$ min.

Procedure for the preparation of 11a and 11b. A suspension of $[\text{PdCl}(\eta^3\text{-C}_3\text{H}_5)_2]$ (7.2 mg, 5.0 mol%), chiral phosphoric acid (**R**)-**1i** (30 mg, 10 mol%), imine **4a** (105 mg, 0.4 mmol, 1.0 eq) and 4 Å molecular sieve (0.1 g) was stirred in 2 ml of CHCl_3 at -10°C , and then the mixture of diazo compound **2c** (199 mg, 0.6 mmol, 1.5 eq) and enamine **3a** (84 mg, 0.44 mmol, 1.1 eq) in 1.5 ml CHCl_3 was introduced to the suspension over 1 h via a syringe pump. After completion of the addition, the mixture was stirred for another 10 min. To the mixture, $\text{NaBH}(\text{OAc})_3$ (5.0 eq.), AcOH (0.4 ml) and CH_3OH (3 ml) were added at -10°C and stirred at room temperature. After the reaction completed (monitored by TLC), the mixture was filtered through Celite. The filtrate was concentrated down to give a residue, which was subjected to ^1H NMR for determination of dr and was purified by flash chromatography on silica gel (eluent: EtOAc/petroleum ether = 1/80 ~ 1/10) to afford pure **11a** and **11b**.

(2R,3S,5R)-adamantan-1-yl 3-(4-bromophenyl)-5-morpholino-2,5-diphenyl-2-

(phenylamino)pentanoate (**11a**). A total 32% yield (92 mg); $[\alpha]_{20}^{\text{D}} = -43.0$ ($c = 0.348$, CHCl_3); ^1H NMR (400 MHz, CDCl_3) δ 7.67 (d, $J = 3.9$ Hz, 2H), 7.35 (d, $J = 8.3$ Hz, 2H), 7.32–7.26 (m, 3H), 7.22 (dt, $J = 10.7, 4.0$ Hz, 3H), 7.03–6.95 (m, 2H), 6.92–6.78 (m, 4H), 6.68–6.57 (m, 1H), 6.37 (d, $J = 8.0$ Hz, 2H), 4.61 (s, 1H), 4.16 (d, $J = 11.0$ Hz, 1H), 3.67 (t, $J = 4.4$ Hz, 4H), 2.87 (dd, $J = 11.7, 3.1$ Hz, 1H), 2.54 (t, $J = 12.0$ Hz, 1H), 2.35–2.20 (m, 2H), 2.03 (s, 3H), 1.98–1.89 (m, 2H),

1.83 (dd, $J = 19.0, 7.1$ Hz, 1H), 1.76–1.65 (m, 6H), 1.58–1.38 (m, 7H); ^{13}C NMR (100 MHz, CDCl_3) δ 171.5, 145.9, 138.1, 137.5, 137.2, 131.9, 131.0, 129.6, 128.5, 128.4, 127.9, 127.5, 127.4, 121.2, 117.9, 115.7, 82.2, 77.3, 77.0, 76.7, 70.7, 67.6, 65.9, 52.1, 49.2, 40.8, 36.0, 32.0, 30.7. FT-IR (KBr) $\tilde{\nu}$ 3,416; 3,056; 3,026; 1,725; 1,703; 1,604; 1,501; 1,452; 1,355; 1,317; 1,254; 1,230; 1,182; 1,118; 1,051; 1,108; 967, 822, 751, 703, 553 cm^{-1} ; HRMS(ESI) m/z : calcd. for $\text{C}_{43}\text{H}_{48}\text{N}_2\text{O}_3\text{Br}$ ($\text{M} + \text{H}$)⁺ 719.2848, found 719.2876.

(2R,3S,5S)-adamantan-1-yl 3-(4-bromophenyl)-5-morpholino-2,5-diphenyl-2-

(phenylamino)pentanoate (**11b**). A total 28% yield (80 mg); ^1H NMR (400 MHz, CDCl_3) δ 7.41–7.31 (m, 6H), 7.31–7.19 (m, 4H), 7.03–6.91 (m, 4H), 6.74–6.53 (m, 3H), 6.28 (d, $J = 7.8$ Hz, 2H), 4.44 (s, 1H), 3.61–3.44 (m, 1H), 3.14 (d, $J = 10.5$ Hz, 1H), 2.58 (dd, $J = 11.2, 3.2$ Hz, 1H), 2.41 (td, $J = 12.9, 3.3$ Hz, 1H), 2.26–2.12 (m, 3H), 2.11–2.02 (m, 2H), 1.99 (s, 3H), 1.66–1.56 (m, 6H), 1.56–1.43 (m, 6H); ^{13}C NMR (100 MHz, CDCl_3) δ 171.0, 145.7, 139.4, 137.1, 136.5, 131.9, 131.0, 129.6, 129.1, 128.4, 128.3, 127.67, 127.5, 127.4, 121.5, 117.8, 115.7, 82.2, 77.3, 77.0, 76.7, 70.5, 68.6, 67.0, 51.4, 40.6, 36.0, 33.6, 30.7; FT-IR (KBr) $\tilde{\nu}$ 3,390; 3,059; 3,026; 2,955; 2,911; 2,852; 2,812; 1,713; 1,604; 1,500; 1,450; 1,258; 1,233; 1,181; 1,119; 1,054; 1,010; 876, 821, 759, 703, 547 cm^{-1} ; HRMS(ESI) m/z : calcd. for $\text{C}_{43}\text{H}_{48}\text{N}_2\text{O}_3\text{Br}$ ($\text{M} + \text{H}$)⁺ 719.2848, found 719.2833.

References

- Brinker, U. H. *Advances in Carbene Chemistry* Vol. 2 (JAI, 1998).
- Carey, F. A. & Sundberg, R. J. *Advanced Organic Chemistry. Concerted Cycloadditions, Unimolecular Rearrangements and Thermal Eliminations* (Springer, 2007).
- Yen, Y. S. *et al.* Intramolecular metathesis of a vinyl group with vinylidene C=C double bond in Ru complexes. *J. Am. Chem. Soc.* **127**, 18037–18045 (2005).
- Cheng, C. W. *et al.* Intramolecular cyclization of ruthenium vinylidene complexes with a tethering vinyl group: facile cleavage and reconstruction of the C-C double bond. *J. Am. Chem. Soc.* **129**, 14974–14980 (2007).
- Schultz, A. G. & Berger, M. H. Fragmentation-recombination of methoxymethyl ester enolates. A novel method for preparation of hydracrylic and glycidic esters. *J. Org. Chem.* **41**, 585–586 (1976).
- Terada, M., Machioka, K. & Sorimachi, K. Activation of hemiaminal ethers by chiral brønsted acids for facile access to enantioselective two-carbon homologation using enecarbamates. *Angew. Chem. Int. Ed.* **48**, 2553–2556 (2009).
- Linghu, X., Bausch, C. C. & Johnson, J. S. Mechanism and scope of the cyanide-catalyzed cross silyl benzoin reaction. *J. Am. Chem. Soc.* **127**, 1833–18409 (2005).
- Grubbs, R. H. *Handbook of Metathesis* (Wiley-VCH, 2005).
- Heine, H. G. *et al.* Photochemical α cleavage and free-radical reactions of some deoxybenzoin. *J. Org. Chem.* **39**, 691–698 (1974).
- Step, E. N., Buchachenko, A. L. & Turro, N. J. The cage effect in the photolysis of (S)-(+)- α -methyldeoxybenzoin: can triplet radical pairs undergo geminate recombination in nonviscous homogeneous solution? *J. Org. Chem.* **57**, 7018–7024 (1992).
- Qiu, H. *et al.* Highly enantioselective trapping of zwitterionic intermediates by imines. *Nat. Chem.* **4**, 733–738 (2012).
- Zhang, D. *et al.* Enantioselective palladium(II) phosphate catalyzed three-component reactions of pyrrole, diazoesters and imines. *Angew. Chem. Int. Ed.* **52**, 13356–13360 (2013).
- Zhao, W. J., Yan, M., Huang, D. & Ji, S. J. New reaction of enamines with aryldiazoacetates catalyzed by transition metal complexes. *Tetrahedron* **61**, 5585–5593 (2005).
- Yu, G., Wang, S. Z., Wang, K., Hu, Y. F. & Hu, H. W. A novel approach to 1,2-dihydro-2-oxo-3-pyridinecarboxylic ester via aromatization induced by deamidation. *Synthesis* **7**, 1021–1028 (2004).
- Ye, Y., Wang, H. & Fan, R. H. Stereoselective construction of highly functionalized azetidines via a [2+2]-cycloaddition. *Org. Lett.* **12**, 2802–2805 (2010).
- Truong, T. K. T. & Vo-Thanh, G. Synthesis of functionalized chiral ammonium, imidazolium and pyridinium-based ionic liquids derived from (-)-ephedrine using solvent-free microwave activation. Applications for the asymmetric Michael addition. *Tetrahedron* **66**, 5277–5282 (2010).
- Miao, C. B. *et al.* Highly stereoselective, one-pot synthesis of azetidines and 2,4-dioxo-1,3-diazabicyclo[3.2.0] compounds mediated by I_2 . *J. Org. Chem.* **78**, 4329–4340 (2013).
- Mi, X. L., Luo, S. Z., He, J. Q. & Cheng, J. P. $\text{Dy}(\text{OTf})_3$ in ionic liquid: an efficient catalytic system for reactions of indole with aldehydes/ketones or imines. *Tetrahedron Lett.* **45**, 4567–4570 (2004).
- Esquivias, J., Gómez-Arrayás, R. & Carretero, J. C. A copper(II)-catalyzed aza-Friedel-Crafts reaction of *N*-(2-pyridyl)sulfonyl aldimines: synthesis of unsymmetrical diaryl amines and triaryl methanes. *Angew. Chem. Int. Ed.* **45**, 629–633 (2006).

20. Alonso, I., Esquivias, J., Gómez-Arrayás, R. & Carretero, J. C. Understanding the behavior of N-tosyl and N-2-pyridylsulfonyl imines in Cu^{II}-catalyzed aza-Friedel-Crafts reactions. *J. Org. Chem.* **73**, 6401–6404 (2008).
21. Barbero, M., Cadamuro, S., Dughera, S., Magistris, C. & Venturello, P. A new practical synthesis of triaryl and trisindolylmethanes under solvent-free reaction conditions. *Org. Biomol. Chem.* **9**, 8393–8399 (2011).
22. Guo, X & Hu, W. H. Novel multicomponent reactions via trapping of protic onium ylides with electrophiles. *Acc. Chem. Res.* **46**, 2427–2440 (2013).
23. Harker, W. R. R., Carswell, E. L. & Carbery, D. R. A practical protocol for the highly E-selective formation of aryl-substituted silylketene acetals. *Org. Lett.* **12**, 3712–3715 (2010).
24. Shiino, M., Watanabe, Y. & Umezawa, K. Synthesis of N-substituted N-nitrosohydroxylamine as inhibitor of mushroom Tyrosinase. *Bioorg. Med. Chem.* **9**, 1233–1240 (2001).

Acknowledgements

We are grateful for the financial support from NSFC (21125209 and 21332003), the Ministry of Science and Technology (MOST) of China (2011CB808600), STCSM of Shanghai (12JC1403800) and Specialized Research Fund for the Doctoral Program of Higher Education (20100076110005). F.X. thanks the National Natural Science Foundation of China (Grant Nos. 21433004 and 21473056) and the Shanghai Natural Science Foundation (No. 14ZR1411800).

Author contributions

W.H. directed the project and developed the strategy. D.Z. planned, conducted and analyzed the experiments. J.Z. assisted with some experiments and analysed some NMR

spectra. F.X. performed the density functional theory calculations. Z.K. performed some experiments. W.H. and D.Z. wrote the manuscript.

Additional information

Accession codes: The X-ray crystal structure information is available at the Cambridge Crystallographic Data Centre (CCDC) under deposition numbers CCDC-981292 (5a) and CCDC-999727(11b). These data can be obtained free of charge from The Cambridge Crystallographic Data Centre via www.ccdc.cam.ac.uk/data_request/cif

Supplementary Information accompanies this paper at <http://www.nature.com/naturecommunications>

Competing financial interests: The authors declare no competing financial interests.

Reprints and permission information is available online at <http://npg.nature.com/reprintsandpermissions/>

How to cite this article: Zhang, D. *et al.* Bond cleavage, fragment modification and reassembly in enantioselective three-component reactions. *Nat. Commun.* **6**:5801 doi: 10.1038/ncomms6801 (2015).



This work is licensed under a Creative Commons Attribution-NonCommercial-ShareAlike 3.0 Unported License. The images or other third party material in this article are included in the article's Creative Commons license, unless indicated otherwise in the credit line; if the material is not included under the Creative Commons license, users will need to obtain permission from the license holder to reproduce the material. To view a copy of this license, visit <http://creativecommons.org/licenses/by-nc-sa/3.0/>