


Tracking plant preference for higher-quality mycorrhizal symbionts under varying CO₂ conditions over multiple generations

Gijsbert D. A. Werner^{1,2}  | Yeling Zhou³ | Corné M. J. Pieterse³ | E. Toby Kiers¹

¹Department of Ecological Science, Vrije Universiteit Amsterdam, Amsterdam, The Netherlands

²Department of Zoology, University of Oxford, Oxford, UK

³Plant-Microbe Interactions, Department of Biology, Utrecht University, Utrecht, The Netherlands

Correspondence

Gijsbert D. A. Werner, Department of Ecological Science, Vrije Universiteit Amsterdam, Amsterdam, The Netherlands. Email: gijsbert.werner@zoo.ox.ac.uk

Funding Information

This research was funded by Netherlands Organisation for Scientific Research Grants 836.10.001 and 864.10.005 (to E.T.K.) and European Research Council ERC Grant Agreement 335542 (to E.T.K.) and 269072 (to C.M.J.P)

Abstract

The symbiosis between plants and root-colonizing arbuscular mycorrhizal (AM) fungi is one of the most ecologically important examples of interspecific cooperation in the world. AM fungi provide benefits to plants; in return plants allocate carbon resources to fungi, preferentially allocating more resources to higher-quality fungi. However, preferential allocations from plants to symbionts may vary with environmental context, particularly when resource availability affects the relative value of symbiotic services. We ask how differences in atmospheric CO₂-levels influence root colonization dynamics between AMF species that differ in their quality as symbiotic partners. We find that with increasing CO₂-conditions and over multiple plant generations, the more beneficial fungal species is able to achieve a relatively higher abundance. This suggests that increasing atmospheric carbon supply enables plants to more effectively allocate carbon to higher-quality mutualists, and over time helps reduce lower-quality AM abundance. Our results illustrate how environmental context may affect the extent to which organisms structure interactions with their mutualistic partners and have potential implications for mutualism stability and persistence under global change.

KEYWORDS

context-dependence, global change, mutualism, rewards, sanction

1 | INTRODUCTION

Organisms across the tree of life rely on symbiotic associations with other organisms to obtain resources and services that would otherwise be inaccessible or costly to acquire (Douglas, 2010; Leigh, 2010). Yet, the outcome of symbiotic partnerships can be highly context-dependent, varying from strongly beneficial to both partners (mutualism) to a net fitness cost for one of the partners (parasitism) (Bronstein, 1994; Chamberlain, Bronstein, & Rudgers, 2014; Hoeksema et al., 2010). A key factor driving such context-dependence is variation in the environmental availability of the symbiotically provided resources (Bever, 2015; Konvalinková & Jansa, 2016; de Mazancourt & Schwartz,

2010; Shantz & Burkepile, 2014; Weese et al., 2015). For instance, if a legume grows in a high-nitrogen habitat, it can be cheaper to acquire nitrogen from the soil directly, than to invest carbon in nitrogen-fixing rhizobial symbionts (Heath & Tiffin, 2007; Lau et al., 2012). Context can also affect symbiotic outcomes through variation in partner quality (Denison & Kiers, 2011; Ness, Morris, & Bronstein, 2006). Partners can vary in the benefits they provide, and in some cases low-quality partners can even have negative effects on host growth (Ghoul, Griffin, & West, 2014; Hart et al., 2012; Sachs et al., 2010). In order to limit the impact of such low-quality partners, many organisms have evolved mechanisms, including various forms of partner choice, rewards or sanctions that lead to preferential associations with higher-quality

This is an open access article under the terms of the Creative Commons Attribution License, which permits use, distribution and reproduction in any medium, provided the original work is properly cited.

© 2017 The Authors. *Ecology and Evolution* published by John Wiley & Sons Ltd.

partners (Chomicki et al., 2016; Gubry-Rangin, Garcia, & Bena, 2010; Jander & Herre, 2016; Kaltenpoth et al., 2014; Wang, Dunn, & Sun, 2014). However, we know little about how these mechanisms are influenced by environmental context. Can a plant host's ability to favor higher-quality partners or to discriminate against low-quality partners be impacted by changes in the environment?

The symbiosis between plants and arbuscular mycorrhizal (AM) fungi is emerging as an important system to study how context influences symbiotic partnerships (Chandrasekaran et al., 2014; Hoeksema et al., 2010; Johnson, 2010; Neuhauser & Fargione, 2004; Ossler, Zielinski, & Heath, 2015). Plants invest in their AM fungal partners by providing them with carbon, while the fungi can benefit their hosts by providing soil minerals, primarily phosphorus (Parniske, 2008). There is accumulating evidence that both host plants and fungi can detect differences in partner contributions, and preferentially allocate carbon or soil minerals to those providing higher benefits (Bever et al., 2009; Fellbaum et al., 2012, 2014; Hammer et al., 2011; Kiers et al., 2011). AM fungi are characterized by their localized intracellular structures (arbuscules) where nutrient exchange takes place. This potentially allows for preferential allocation to more beneficial AM fungi by facilitating directed transfer of carbon to specific fungi, and by enabling plant control over arbuscule life span through cell-specific nutrient supply (Gutjahr & Parniske, 2013; Kiers et al., 2016; Luginbuehl & Oldroyd, 2017). Over evolutionary time, such reciprocal rewarding mechanisms might lead to a coevolutionary process where both partners maintain investment in the other partner (Bever, 2015; Kiers et al., 2011), as is generally observed in plant AM fungal interactions (Chaudhary et al., 2016; Hoeksema et al., 2010). While these preferential allocation mechanisms are thought to help reduce conflict and stabilize mutualistic relationships (Argüello et al., 2016; Bever, 2015; Kiers et al., 2011, 2016), the role of context in allocating benefits to interacting partners is not well understood.

Theory predicts that individuals should be able to plastically respond to variable conditions, particularly those that affect the relative value of the exchanged resource, allowing them to maximize symbiotic benefit, or similarly, to reduce cost of parasitism (Bever, 2015; Cowden & Peterson, 2009; Ji et al., 2013; Kummel & Salant, 2006; Wyatt et al., 2014). For example, experimental work has revealed that plant preferential allocations decline with increasing soil phosphorus and shading (Ji & Bever, 2016; Zheng et al., 2015), but the impact of other key factors, such as atmospheric CO₂-concentrations, has yet to be tested. There are three potential effects of increasing CO₂-levels on plant preferential selection of AM fungal symbionts: (1) Its efficiency and strength could be increased, resulting in higher abundance of higher-quality AM fungi (Bever, 2015; Johnson et al., 2013; Wyatt et al., 2014), (2) it could become less important for host plants to stringently allocate photosynthates, as availability of carbon increases with increased CO₂-levels, resulting in relatively higher abundance of low-quality AM fungi (Golubski & Klausmeier, 2010; Kiers & van der Heijden, 2006), or (3) CO₂-levels could have no effect on plant relative allocations, for instance because plant allocations respond primarily to fungal identity and not quality.

We wanted to test if CO₂-levels mediate changes in host carbon allocations to fungal partners that vary in the benefit they provide to their host plants. CO₂-concentration is one of the primary drivers of carbon availability. Over the last centuries, CO₂-levels increased from an estimated 278 ppm in the 18th century to 406 ppm in March 2017 (Hartmann et al., 2013; National Oceanic and Atmospheric Administration, US Department of Commerce, url: <https://climate.nasa.gov/vital-signs/carbon-dioxide/>). Such an increase has been credited with reducing plant carbon limitation (Ainsworth & Long, 2005; Reich et al., 2006) and potentially increasing total AM root colonization and modifying fungal competition dynamics (Alberston, Kuyper, & Gorissen, 2005; Drigo et al., 2010, 2013; Fortuna et al., 2012; Treseder, 2004). In contrast, over longer time scales, CO₂-levels were considerably lower than ambient, reaching as low as 180 ppm in the late Pleistocene (~17.5 Ka ago) (Temme et al., 2013). These glacial atmospheric CO₂-levels are thought to have increased plant carbon limitation and reduced the benefit of interaction with AM fungi (Becklin, Mullinix, & Ward, 2016; Field et al., 2012). As obligate biotrophs, AM fungi can only obtain carbon from host plants (Parniske, 2008). This means they have access to additional (or reduced) carbon, only through plant allocations, and not directly.

Our aim was to determine if shifts in CO₂-level affect the extent to which plants favor higher-quality AM fungal partners, and how this affects the spread of low-quality partners across multiple host-plant generations. To address these questions, we ran a multigenerational study to understand the effects of depressed and elevated (relative to the present ambient) CO₂-levels on the success of two closely related AM species that vary in the benefits they provide (Kiers et al., 2011). While previous work has shown broad-pattern shifts in AM fungal communities under varying CO₂-levels (e.g., from *Acaulosporaceae* and *Gigasporaceae* to *Glomeraceae* (Klironomos et al., 2005; Drigo et al., 2010; Cotton et al., 2015), these studies did not test how environmental change-mediated multigenerational shifts across specific AM species that differ in terms of their quality as symbiotic partners but are otherwise closely related. Here, we tested the three potential scenarios by growing host plants in depressed (~160 ppm), ambient (~490 ppm), or elevated (~750 ppm) atmospheric CO₂-levels, and analyzing the effect on host growth and the relative abundance of two competing AM species (both *Glomeraceae*, but differing in the quality of benefits they provide to their host plants) over multiple plant generations. We performed a multigenerational experiment, because CO₂ effects could be weak and a potential impact on the relative success of a higher-quality AM fungus might take time to become detectable (Klironomos et al., 2005; Wyatt et al., 2014).

2 | MATERIALS AND METHODS

2.1 | Experimental design

We inoculated *Medicago truncatula* Gaertn. (courtesy of Prof. B. Hause, Leibniz Institute of Plant Biochemistry, Halle, Germany) seedlings with one of four mycorrhizal treatments (1) a monoculture of *Glomus*

aggregatum, (2) a monoculture of *Rhizophagus irregularis*, (formerly known as *Glomus intraradices* [Krüger et al., 2012]), (3) 1:1 mixture of both species, or (4) without AMF (negative control). Previous research had shown that *R. irregularis* is a higher-quality symbiont that is more beneficial to host plants, while *G. aggregatum* employs a less cooperative hoarding strategy (Knecht et al., 2016), which stores substantially more of its phosphorus in a poly-P form inaccessible to plants and results in depressed growth of the host plant (Kiers et al., 2011). After inoculation, we grew plants for 12 weeks under three atmospheric CO₂-levels: low CO₂, ambient CO₂, or elevated CO₂ (see Section 2.2). We used a total of ten replicates per treatment, that is, a total of 120 plants (3 CO₂-levels * 4 AMF-treatments).

2.2 | Plant growth conditions

First, we scarified and sterilized *M. truncatula* seeds using 95% H₂SO₄ for 6.5 min, rinsing them six times in an excess of demineralized water to remove all traces of acid. The scarified seeds were cold-treated at 4°C for 4 days and then planted in autoclaved peat-based germination mix. After 10 days, we washed the seedling roots with demineralized water to remove the germination mix. We then transferred the seedlings to sterilized pots (max. volume 662 ml, type MXC12, Pöppelmann, Lohne, Germany) containing autoclaved quartz sand (>99.5% SiO₂). Every 2 weeks, we added 25 ml of Hoagland solution per pot (Hoagland & Arnon, 1950) with P content reduced to 50% of the standard solution and N content increased to 150% to favor mycorrhizal colonization (Johnson, 2010). Plants were grown in fully controlled climate chambers at Utrecht University, under a 12-/12-hrs day/night regime, 22/17°C day/night temperature and 70% air humidity and were regularly watered. Light intensity during the day was 315 μmol m⁻² s⁻¹ (SD 14). Plants were divided into three CO₂-controlled climate chambers (Reftech B.V., Sassenheim, the Netherlands) which recorded the following average CO₂ levels during the 2 months of growth: low (161 ppm, SD 7.5), ambient (496 ppm, SD 58), or elevated (743 ppm, SD 73) CO₂-levels. While access to additional CO₂ chambers would have allowed us to further randomize the plants across chamber, we were limited to a single chamber per CO₂ treatment, a common limitation in CO₂ manipulation studies (Field et al., 2012; Kohler et al., 2010; Temme et al., 2015). Within each CO₂-chamber, plant locations were fully randomized to account for within-chamber variation.

2.3 | Arbuscular mycorrhizal fungal inoculation

We followed the same AM fungal inoculation procedure as previously described (Werner & Kiers, 2015b), suspending root organ cultures of our two AM species in demineralized water to collect spores, and standardizing to densities of 250 spores/ml (Engelmoer, Behm, & Kiers, 2014; Werner & Kiers, 2015b). At planting, we randomly assigned seedlings an AM-treatment and CO₂-level and applied a suspension volume corresponding to 1,000 spores of *R. irregularis*, *G. aggregatum* or a 1:1 mix of both species directly to the roots. For the negative control plants, we applied the same amount of demineralized water (4 ml).

2.4 | Harvest protocol and intraradical AM fungal abundance

We destructively harvested all plants 12 weeks after planting, following the same harvest protocol as described previously and determined plant aboveground dry weight (Werner & Kiers, 2015b). We cut each individual root system in small fragments (~1 cm) and divided it in three randomized root fragment subsets: One was frozen at -20°C and used for later molecular analyses, one subset was stored in individual plastic bags at 4°C and used to inoculate a next generation of plants in the mixed AM treatments, and the third subset was used to determine belowground dry weight. In order to obtain belowground dry weight, we immediately weighed the full belowground fresh weight and the third root subset fresh weight. We then determined the subset's dry weight and used the ratio of dry to fresh weight to calculate full belowground dry weight for each plant. Two plants per each of the three mycorrhizal treatments died during the experiment under low CO₂-conditions. We removed these from our analyses; consequentially, there are only eight replicates in all low CO₂-conditions inoculated with AM fungi.

To determine intraradical AM fungal abundance, we used quantitative PCR following the same protocol as previously described for these AM species and host plants (Engelmoer et al., 2014; Werner & Kiers, 2015b). Briefly, we used primers specific to *G. aggregatum* and *R. irregularis*, allowing us to discriminate and quantify intraradical abundance of both species even when present in a mixed inoculum (Engelmoer et al., 2014; Kiers et al., 2011). AM fungal abundances as measured with this exact same protocol have a strong positive correlation (Pearson's $r = .58$) with microscopic AM colonization scoring (Werner & Kiers, 2015b) as well as with extraradical fungal biomass (Pearson's $r = .81$) (Engelmoer et al., 2014), but visual identification cannot discriminate these species when colonizing the same root systems as in this study. We therefore analyzed AM fungal abundance as expressed in copy numbers per mg freeze-dried roots, as previously correcting for DNA extraction efficiency of each sample (Engelmoer et al., 2014; Werner & Kiers, 2015b).

2.5 | Multigenerational transfer of AM fungi

Using the same inoculation and plant growth conditions as for our first generation of plants, we inoculated a new generation of *M. truncatula* seedlings using an average of 1.35 g (SD 0.23) of mycorrhizal root fragments and 61 g (SD 14.2 g) of soil from our mixed AM fungal treatments. This allowed us to transfer spores in the soil, and on the mycorrhizal root fragments, thus colonizing the new generation of plants. Following previous work (Verbruggen et al., 2012), this transfer protocol simulates the process occurring in the field when a new generation of annual plants is recolonized by AM fungi from infected roots and soil spores, allowing us to study potential long-term shifts in AM species composition in a greenhouse setting. Using this technique, we grew plants for 12 weeks in the same controlled CO₂ climate chambers before destructively harvesting them, and analyzing them as previously. AM fungi were not pooled between generations but were propagated independently for each replicate plant.

We studied a total of three plant generations. Plants at each generation were grown from the same batch of seeds, so we only observe shifts in the mycorrhizal community, not evolutionary responses of the host.

To determine if this transfer protocol of fungi to subsequent generations of host plants was equally efficient for both species, we performed an additional study of AM transfer across two generations for both species inoculated in monoculture. Our aim was to ensure that changes in relative abundances over generations were not caused by differences in transfer efficiency, for instance due to a lower disturbance resistance of one AM species compared to another. This pilot experiment revealed that for both *G. aggregatum* and for *R. irregularis*, AM fungal abundance actually increased between two test generations (Figure S1, $F_{1,36} = 41.97$, $p < .01$). We also found that *R. irregularis* had a significantly higher overall abundance than *G. aggregatum* ($F_{1,36} = 0.05$, $p = .01$), but we found no significant interaction term between generation and AM-treatment ($F_{1,36} = .05$; $p = .63$), statistically confirming that there were no differences in transfer efficiency between the two AM species, and that AM fungi can be maintained and even increase in abundance between plant generations using this protocol (Figure S1).

2.6 | Statistical analysis

We performed all our statistical analyses in R 3.4.1. All data have been archived, and we provide an R-script to replicate our analyses and figures on the Dryad repository (<https://doi.org/10.5061/dryad.2kj8p>). We first analyzed full plant dry weight in the first generation to determine how CO₂-level and AM-inoculation affect plant growth. We generated a linear model of the effects on full plant dry weight of CO₂-level, *G. aggregatum* presence and *R. irregularis* presence, and their two-way interactions. This enabled us to test for the effect of presence of either AM fungus on plant growth, allowing us to estimate if, as in previous research (Kiers et al., 2011), *R. irregularis* was a higher quality partner than *G. aggregatum*. To evaluate if plant growth was affected by abundance of either AM fungus, we additionally analyzed a linear model of the effects of CO₂, *G. aggregatum* abundance, *R. irregularis* abundance and their interactions on full weight of the plants inoculated with both fungi. Second, we studied the effect of CO₂ on the intraradical AM fungal abundance when plants were inoculated with monocultures of each AM species, using ANOVA-models for both AM species and the three CO₂-levels as explanatory factors. This allowed us to determine if these fungal species could successfully colonize plants under the CO₂-conditions used. Third, to address our main hypothesis, we analyzed the relative performance over three generations of both AM fungi when grown from mixed inocula on the same root system. We aimed to determine if over time, and across CO₂-levels we would observe a relative increase of *R. irregularis* in the mixed AMF communities. To test this, we calculated the log response ratio of the abundances of both fungi $\log(R. irr/G. agg)$. This is a metric of the relative success of both fungi, with higher positive values indicating a relatively higher abundance of *R. irregularis* and negative values indicating *G. aggregatum* being more successful in colonizing

plant roots (Hedges, Gurevitch, & Curtis, 1999; Hoeksema et al., 2010; Konvalinková & Jansa, 2016). We generated a linear model of this metric as response variable, with CO₂-level and generation as explanatory variables, allowing us to test the relative performance of both fungi across generations and CO₂-levels, including the potential for shifts over time in the relative success of the higher quality AM fungi. We used R-package *phia* to perform post hoc analyses of CO₂-level effects within generations (De Rosario-Martinez, 2015).

In all our analyses, we set AM fungal copy numbers that were below the limit for reliable detection to equal the detection limit (Engelmoer et al., 2014; Werner & Kiers, 2015b). This means that samples where AM fungal abundance was extremely low were analyzed as if the abundance was at the lower limit for reliable quantification of AM fungal abundance. In our analyses of multi-generational AMF abundances, we observed samples below the detection limit in 41 cases for *G. aggregatum*, and in zero cases for *R. irregularis*. This procedure makes our analyses more conservative, because it makes it impossible to observe complete exclusion of *G. aggregatum* (which turned out to be the lower quality AM species, Figure 1) from roots, and effectively overestimates its abundance and relative success.

3 | RESULTS

3.1 | CO₂-level and AM fungi inoculation influence plant growth

We generated a linear model of plant growth in the first generation, with *G. aggregatum* and *R. irregularis* inoculation as separate binary factors, and CO₂-level a three-level factor. This enabled us to determine differences in partner quality by testing if and how inoculation with either fungus affects plant growth across treatments. If *G. aggregatum* is a low-quality partner and *R. irregularis* is a higher-quality partner, we expect significantly negative or neutral growth effects of the former, and positive effects of the latter. In agreement with the first expectation, we found that inoculation with *G. aggregatum* significantly reduced plant growth (Mean reduction in plant biomass when inoculated with *G. aggregatum* 0.10 g; $F_{1,103} = 18.70$, $p < .01$; Figure 1). However, inoculation with *R. irregularis* did not significantly increase or decrease plant growth (Mean reduction when inoculated with *R. irregularis*: 0.01 g; $F_{1,103} = 0.23$, $p = .63$). Lastly, we found no interaction among *G. aggregatum* and *R. irregularis* inoculation ($F_{1,103} = 0.04$, $p = .85$), meaning that the effect of *G. aggregatum* on plant growth is independent of the effect of *R. irregularis* on plant growth, and vice versa. These results confirm that *R. irregularis* is a higher-quality partner than *G. aggregatum*, but reveal that neither fungal partner was beneficial to their host plants under these growth conditions.

We also found a significant overall effect of CO₂-level ($F_{2,103} = 366.59$, $p < .01$) on plant biomass, but no interaction of CO₂-level with either *G. aggregatum* ($F_{2,103} = 2.99$, $p = .05$) or with *R. irregularis* inoculation ($F_{2,103} = 0.21$, $p = .81$). This indicates that AM-effects on plant growth were not mediated by CO₂-levels. As predicted, we

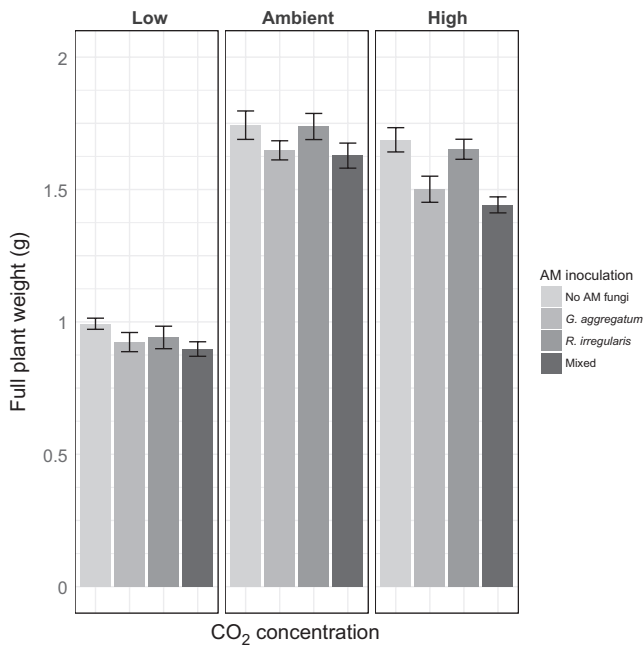


FIGURE 1 Full plant weight (g) for each arbuscular mycorrhizal (AM) fungi treatment at each CO₂-level (\pm SE). Panels indicate CO₂-level plants were grown in (low, ambient, and high), colored bars indicate AM fungal inoculation (No inoculation, monoculture of *Glomus aggregatum* or *Rhizophagus irregularis*, or mixed inoculation). Total N = 113

found that plants grown under low CO₂ were smaller than under ambient CO₂ (Figure 1; ambient CO₂ mean weight 1.69 g \pm 0.02 SE; low CO₂ mean weight 0.94 g \pm 0.02 SE; $p < .01$). However, in contrast to our expectations, we found that plants grown under elevated CO₂-levels were slightly smaller on average than under ambient (elevated CO₂ mean weight 1.57 g \pm 0.03 g; $p < .01$).

We also set out to establish if, in inoculated plants, there is a correlation among fungal abundance for either AM fungus (copy number per mg root) or plant biomass. To evaluate the effects of both fungi, we analyzed the plants inoculated with a mix of both AM fungi, but we found that only CO₂-level ($F_{2,16} = 77.38$, $p < .01$) and not abundance of *R. irregularis* ($F_{1,16} = 0.72$, $p = .41$; Figure S2) or *G. aggregatum* ($F_{1,16} = 0.44$, $p = .52$; Figure S3) drove full plant dry weight of colonized plants (Table S1). These results suggest that while there is an overall effect of inoculation with AM fungi on plant growth (Figure 1), the effect does not depend on the colonization level established by the AM fungi.

3.2 | Both fungi benefit from increasing CO₂-levels

We then tested if root colonization by each fungal species was affected by CO₂-levels when grown in monoculture. We found that fungal abundance increased with increasing CO₂-levels (Figure 2), both for *R. irregularis* ($F_{2,25} = 15.98$, $p < .01$) and for *G. aggregatum* CO₂ ($F_{2,25} = 18.93$, $p < .01$). These results confirm that both AM fungi can establish themselves in the roots at all CO₂-levels tested, and that generally fungi benefit from increasing CO₂-levels, potentially due to the increased availability of carbon.

To further analyze the potential role of plant preferential rewarding under different CO₂-levels, we determined the relative success (log response ratio of fungal abundances) for both the single treatments (no potential for rewarding) and the mixed treatment (potential rewarding). As plants were not paired in the single treatments, we cannot calculate this at the level of the individual plant but only averaged across CO₂-treatments. Yet, we find that the direction of the effect is as expected with *R. irregularis* doing substantially and increasingly better with increasing CO₂-level when there are potential preferential allocations (Table 1).

3.3 | Plants reduce the colonization of low-quality fungi over multiple generations and with increasing CO₂-levels

We then analyzed the relative abundance of each fungus when grown in the other's presence on a single root system (log *R. irregularis*/*G. aggregatum*). We find that in all cases, its mean value is in the positive domain, indicating a higher relative abundance of *R. irregularis* than of *G. aggregatum*, and that this increases over the generations, and with CO₂ level (Figure 3). Testing for the effect of atmospheric carbon and generation on relative AM fungal abundance, we found a significant effect of both CO₂-level ($F_{2,75} = 8.77$, $p < .01$) and plant generation ($F_{2,75} = 9.61$, $p < .01$), but not of its interaction ($F_{4,75} = 1.06$, $p = .38$). When we tested for CO₂-effects within generations, we found that after three generations, *R. irregularis* relative abundance was higher in ambient CO₂ and in elevated CO₂-environments compared to in

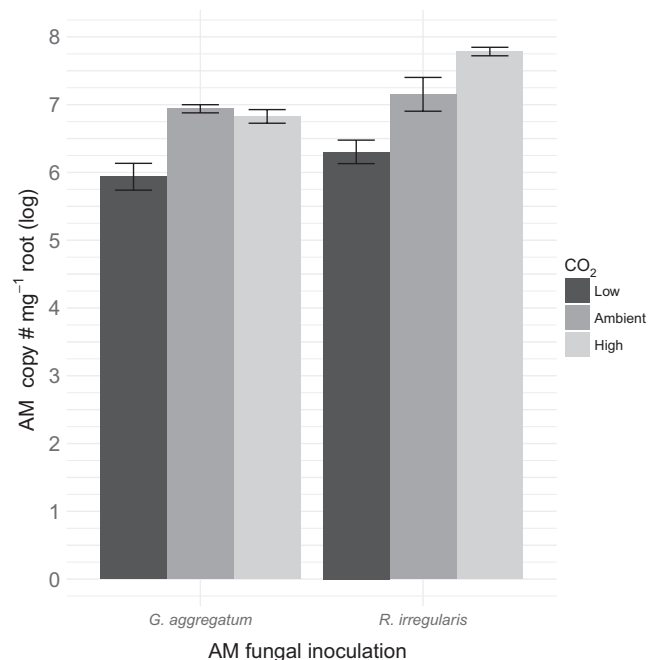


FIGURE 2 Mean intraradical fungal root abundance (logarithms of copy number per mg dry root mass, \pm SE) for both *Glomus aggregatum* and *Rhizophagus irregularis*. Plants were inoculated with a monoculture of either arbuscular mycorrhizal fungus (indicated on the x-axis) at three CO₂-levels. Total N = 56

TABLE 1 Mean relative AM fungal success and potential for preferential allocations

CO ₂	Mixed (with potential host preference)	Single (no host preference possible)
Low	0.58	0.37
Ambient	1.32	0.21
High	2.08	0.96

Relative success of the higher-quality arbuscular mycorrhizal (AM) fungus *Rhizophagus irregularis* is defined as $\log(R. irr/G. agg)$, thus higher values indicate relatively more successful *R. irregularis*. Mixed treatment relative success is based on data for the first generation, to maximize comparability with the single treatments.

low CO₂ (respectively, $p = .045$ and $p = .01$), while prior to that there was no significant effect of CO₂ within generations. This suggests it takes at least three generations for the higher-quality AM fungus to do significantly better in the two higher CO₂-levels compared to in low-CO₂ conditions.

4 | DISCUSSION

We aimed to test if external resource availability affects how plant hosts mediate carbon allocations to fungal partners that vary in the benefit they provide to their hosts. We found that over three plant generations, AM fungal communities of host roots became more dominated by the higher-quality fungus, *R. irregularis* (Figure 3). This supports our expectation that as CO₂ increases, plant hosts more efficiently allocate resources to higher quality AM fungi, resulting in an increasingly less harmful fungal community over generations [hypothesis (i)]. In contrast, our results do not support a scenario where plant become less selective in their partner choice with increased carbon (Kiers & van der Heijden, 2006), or where plant allocation to AM fungi is a fixed response independent of context. Specifically, we found that after three generations, *R. irregularis* was more successful in plant hosts grown in elevated and in ambient CO₂-conditions compared to in plants grown in depressed CO₂. This reveals that loss of lower-quality AM fungi from the population requires time and is affected by CO₂-level. Our results suggest that (1) atmospheric carbon levels can influence plants' ability to favor higher-quality AM species, (2) that increasing CO₂-levels drive more stringent partner choice, (3) that in the long run, low CO₂-levels may help less cooperative AM fungi spread in the population.

Our findings are consistent with predictions that environmental conditions, and specifically the relative availability of exchanged resources, affect plant host capacity to structure its symbiotic community (Bever, 2015; Wyatt et al., 2014). Previous experiments have shown that reducing plant carbon budgets by shading, diminishes plant preferential allocations to more beneficial AM partners (Zheng et al., 2015). This is similar to our finding that the relative success of a higher-quality AM fungus falls under low-CO₂ conditions (Figure 3). The likely reason for this effect is that as carbon becomes more restricted, the relative value to the plant of AM-provided soil nutrients falls, reducing the incentive for stringent selection of higher-quality

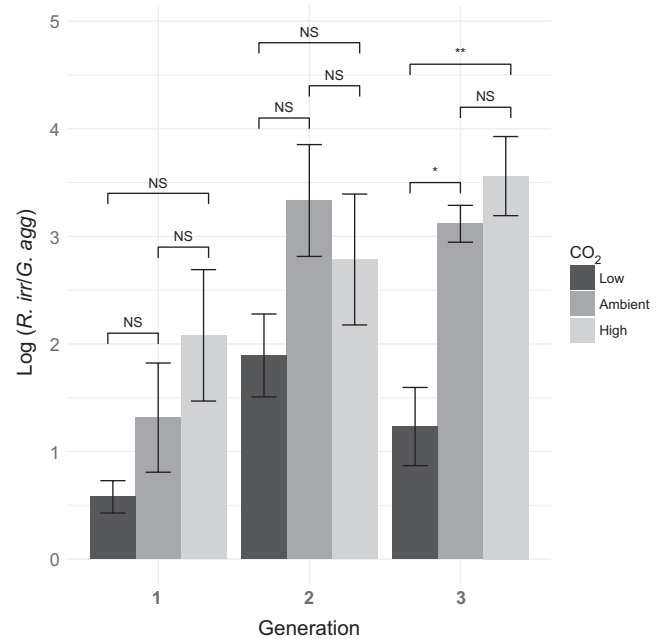


FIGURE 3 Mean relative success ($\log(R. irr/G. agg) \pm SE$) of the two AM species when grown in a mix on the same root system over three generations. The x-axis indicates the three successive plant generations, the colored bars indicate CO₂-levels plants were grown under. Positive values indicate that *Rhizophagus irregularis* has a higher root abundance than *Glomus aggregatum*, negative values would indicate the reverse. The more positive, the more successful *R. irregularis* is relative to *G. aggregatum*. Total N = 84

AM partners (Bever, 2015; Wyatt et al., 2014). Our results now reveal that successful reduction of the abundance of the low-quality AM partner in depressed CO₂ conditions compared to higher CO₂ levels can take time, in our case three *M. truncatula* generations (36 weeks). This highlights another theoretical prediction: That CO₂-effect on plant preferential reward mechanisms is relatively weak and may only appear when measured over considerable time (Wyatt et al., 2014). An open question now remains how plant choice operates over different time scales when mycorrhizal networks connect multiple plant hosts that differ in relative carbon availability. A study where a mycorrhizal network was simultaneously connected to a shaded and an unshaded plant, found that in a single plant generation (8 weeks) the higher-quality AM fungus performed relatively better in shaded than in unshaded plants (Knecht et al., 2016), in contrast to our results here. Potentially, carbon acquired from the unshaded plant allowed the higher-quality AM fungus to outcompete its competitor in the shaded plants (Knecht et al., 2016). While in the current study, we focus on the potential for partner choice by a single plant, this highlights that fungal colonization dynamics may be affected by the wider mycorrhizal network in which it is embedded.

We emphasize that we did not directly measure nutrient flows, but only fungal abundance patterns. While our results are consistent with dynamic changes in host-directed benefits to mycorrhizal symbionts, we cannot exclude a role for direct competition between AM fungi, either within roots or within the soil (Engelmoer et al., 2014; Hepper et al., 1988; Kennedy, 2010). However, this would assume

that CO₂-level directly impacts competition among the two AM species through other means than via plant allocations. This is unlikely because AM fungi do not have direct access to environmental carbon, but only via plant mediation (Parniske, 2008). Additionally, our results show that in monocultures, both species show similar responses to varying CO₂-levels (Figure 2), suggesting an absence of different direct effects of CO₂ on AM colonization dynamics. The importance of preferential choice mechanisms relative to other potential (ecological) drivers of CO₂-effects now remains an open question.

Preferential allocation strategies are thought to stabilize mutualisms, and limit the spread of low-quality partners throughout populations and over time (Bever, 2015; Ghoul et al., 2014; Oono, Anderson, & Denison, 2011; Steidinger & Bever, 2014). A major open question is therefore if variation in allocation strategies will ultimately affect long-term success of competing symbionts over multiple generations. In line with the idea that increasing plant carbon budgets favor the long-term spread of higher quality fungal partners providing more host benefits, AM inocula from long-term FACE (Free-Air Concentration Enrichment) CO₂-enriched plots provide more nitrogen to hosts plants (Gamper, Hartwig, & Leuchtmann, 2005). Furthermore, recent work showed that elevated CO₂ resulted in phylogenetic clustering of AM fungal communities, argued to be consistent with altered host selection for more beneficial fungal partners under elevated CO₂ (Mueller & Bohannan, 2015). Our results now show that depressed atmospheric carbon reduces the relative success of a higher-quality AM fungus (Figure 3), suggesting that in the long run, lower-quality fungi could more effectively spread in these conditions. A potential implication of these various results is that global change, via increased CO₂ and reduced plant carbon limitations allowing more stringent preferential allocations, may have positive effect on arbuscular mycorrhizal cooperation with plants. However, a multigenerational study of AM communities found that less beneficial AM taxa (such as *Gigaspora* and *Scutellospora* species) were lost under increased CO₂, but only when the CO₂-increase was abrupt (Klironomos et al., 2005). In contrast, under a gradual increase in CO₂-level over 6 years, less beneficial AM fungi were retained (Klironomos et al., 2005). This suggests that our experiments may be less suitable as a general model for shifts in AM community composition under more gradual changes in CO₂-levels.

For all our analyses, the CO₂-effects we observed were strongest when comparing the low CO₂-treatment with the other two levels, while ambient and high CO₂ showed very similar plant growth (Figure 1) and AM colonization patterns (Figures 2, 3). This is likely driven by the fact that while low CO₂ resulted in substantial plant growth reduction, our elevated CO₂-treatment did not increase plant growth compared to ambient CO₂ (Figure 1). This suggests that in the growth conditions we used, when increasing CO₂ from ambient to elevated CO₂, *M. truncatula* was limited by another factor than CO₂, while over the depressed to ambient domain, CO₂ was actually a limiting factor. One idea is that the effects of CO₂ on *Medicago* are temperature-sensitive. The closely related host plant *Medicago sativa* was found

to only benefited from elevated CO₂ when temperature was also elevated (4°C increase from standard 19°C) (Aranjuelo et al., 2008). Future studies can now further test if our conclusions also hold over ambient to elevated CO₂-increases by analyzing environmental conditions (such as higher temperatures or higher light intensity) where higher atmospheric carbon actually increases plants' carbon budgets. A second limitation is the low to negative effects of AM fungi on plant growth found under our laboratory conditions (Figure 1). Potentially, plants did not experience general positive fitness benefits from fungal inoculation due to relatively short day lengths and light intensities of our growth chambers. While the growing conditions still allowed us to test the relative difference between symbionts (Figure 1), extending our studies to include multiple AM species and environmental conditions, including conditions that induce positive growth benefits would allow us to better study the long-term effects of CO₂-level on plant-mycorrhizal cooperation.

Our work illustrates how environmental context can affect the extent to which organisms structure interactions with their mutualistic partners. We suggest that mechanisms evolved to limit the spread of low-quality partners are sensitive to changing different environmental conditions. An open question is to what extent variation in the strength and precision of partner choice mechanisms across different species and across different mutualisms are driven by contemporary or historical environmental variation (Grman, 2012; Jandér & Herre, 2010; Jandér et al., 2012; Oono, Denison, & Kiers, 2009; Werner & Kiers, 2015a). For instance, in the plant-rhizobial mutualism, sanction strength for less cooperative rhizobia was found to both be affected (Kiers, Rousseau, & Denison, 2006) and not directly affected by fertilization (Regus et al., 2014), showing that environmental effects on strength of partner choice may not be uniform. One idea is that over evolutionary time, ecological conditions where preferential allocations are less effective, could select for the loss of such mechanisms, potentially in turn decreasing the level of symbiont cooperation (Simonsen & Stinchcombe, 2014; Steidinger & Bever, 2014). A particularly promising model of this dynamic may be the potential loss of partner choice and mutualism in response to host plant domestication (Kiers, Hutton, & Denison, 2007; Xing et al., 2012). More generally, we predict that environmental conditions that reduce the relative value to an organism of mutualistically provided services or resources cause reduced selection for stringent partner choice mechanisms, resulting in a potential degradation of these mechanisms and in relative increase in lower-quality partners in those habitats.

ACKNOWLEDGMENTS

We are grateful to J.E. Behm for assistance with plant harvesting and inoculation, to R.A.M. Welschen and A.A. Temme for assistance with the climate chambers, to D. van der Does for assistance in growing and watering plants, to A.N. May for assistance in growing and harvesting the pilot experiment, and to S.E. Dupin for assistance with molecular (qPCR) analyses of the pilot experiment.

CONFLICT OF INTEREST

None declared.

AUTHOR CONTRIBUTIONS

GDAW, CMJP, and ETK designed research. GDAW and YZ performed the experiments. GDAW performed the analyses. GDAW and ETK wrote the manuscript. All authors contributed to revised versions of the manuscript and approved its submission.

ORCID

Gijsbert D. A. Werner  <http://orcid.org/0000-0002-5426-2562>

REFERENCES

- Ainsworth, E. A., & Long, S. P. (2005). What have we learned from 15 years of free-air CO₂ enrichment (FACE)? A meta-analytic review of the responses of photosynthesis, canopy properties and plant production to rising CO₂. *New Phytologist*, *165*, 351–371.
- Alberton, O., Kuyper, T. W., & Gorissen, A. (2005). Taking mycocentrism seriously: Mycorrhizal fungal and plant responses to elevated CO₂. *New Phytologist*, *167*, 859–868. <https://doi.org/10.1111/nph.2005.167.issue-3>
- Aranjuelo, I., Irigoyen, J. J., Sánchez-Díaz, M., & Nogués, S. (2008). Carbon partitioning in N₂ fixing *Medicago sativa* plants exposed to different CO₂ and temperature conditions. *Functional Plant Biology*, *35*, 306–317. <https://doi.org/10.1071/FP07296>
- Argüello, A., O'Brien, M. J., van der Heijden, M. G. A., Wiemken, A., Schmid, B., & Niklaus, P. A. (2016). Options of partners improve carbon for phosphorus trade in the arbuscular mycorrhizal mutualism (H Maherali, Ed.). *Ecology Letters*, *19*, 648–656. <https://doi.org/10.1111/ele.12601>
- Becklin, K. M., Mullinix, G. W., & Ward, J. K. (2016). Host plant physiology and mycorrhizal functioning shift across a glacial through future CO₂ gradient. *Plant Physiology*, *172*, 789–801.
- Bever, J. D. (2015). Preferential allocation, physio-evolutionary feedbacks, and the stability and environmental patterns of mutualism between plants and their root symbionts. *New Phytologist*, *205*, 1503–1514. <https://doi.org/10.1111/nph.13239>
- Bever, J. D., Richardson, S. C., Lawrence, B. M., Holmes, J., & Watson, M. (2009). Preferential allocation to beneficial symbiont with spatial structure maintains mycorrhizal mutualism. *Ecology Letters*, *12*, 13–21. <https://doi.org/10.1111/ele.2008.12.issue-1>
- Bronstein, J. L. (1994). Conditional outcomes in mutualistic interactions. *Trends in Ecology and Evolution*, *9*, 214–217. [https://doi.org/10.1016/0169-5347\(94\)90246-1](https://doi.org/10.1016/0169-5347(94)90246-1)
- Chamberlain, S. A., Bronstein, J. L., & Rudgers, J. A. (2014). How context dependent are species interactions? (R Etienne, Ed.). *Ecology Letters*, *17*, 881–890. <https://doi.org/10.1111/ele.2014.17.issue-7>
- Chandrasekaran, M., Boughattas, S., Hu, S., Oh, S.-H., & Sa, T. (2014). A meta-analysis of arbuscular mycorrhizal effects on plants grown under salt stress. *Mycorrhiza*, *24*, 611–625. <https://doi.org/10.1007/s00572-014-0582-7>
- Chaudhary, V. B., Rúa, M. A., Antoninka, A., Bever, J. D., Cannon, J., Craig, A., ... Hoeksema, J. D. (2016). MycoDB, a global database of plant response to mycorrhizal fungi. *Scientific Data*, *3*, 160028. <https://doi.org/10.1038/sdata.2016.28>
- Chomiccki, G., Staedler, Y. M., Schönenberger, J., & Renner, S. S. (2016). Partner choice through concealed floral sugar rewards evolved with the specialization of ant-plant mutualisms. *New Phytologist*, *211*, 1358–1370. <https://doi.org/10.1111/nph.13990>
- Cotton, T. E. A., Fitter, A. H., Miller, R. M., Dumbrell, A. J., & Helgason, T. (2015). Fungi in the future: Interannual variation and effects of atmospheric change on arbuscular mycorrhizal fungal communities. *New Phytologist*, *205*, 1598–1607. <https://doi.org/10.1111/nph.13224>
- Cowden, C. C., & Peterson, C. J. (2009). A multi-mutualist simulation: Applying biological market models to diverse mycorrhizal communities. *Ecological Modelling*, *220*, 1522–1533. <https://doi.org/10.1016/j.ecolmodel.2009.03.028>
- De Rosario-Martinez, H. (2015). *phia: Post-hoc interaction analysis*. R package version 0.2-0.
- Denison, R. F., & Kiers, E. T. (2011). Life histories of symbiotic rhizobia and mycorrhizal fungi. *Current Biology*, *21*, R775–R785. <https://doi.org/10.1016/j.cub.2011.06.018>
- Douglas, A. E. (2010). *The symbiotic habit*. Princeton, NJ: Princeton University Press.
- Drigo, B., Kowalchuk, G. A., Knapp, B. A., Pijl, A. S., Boschker, H. T. S., & van Veen, J. A. (2013). Impacts of 3 years of elevated atmospheric CO₂ on rhizosphere carbon flow and microbial community dynamics. *Global Change Biology*, *19*, 621–636. <https://doi.org/10.1111/gcb.2012.19.issue-2>
- Drigo, B., Pijl, A. S., Duyts, H., Kielak, A. M., Gamper, H. A., Houtekamer, M. J., ... Kowalchuk, G. A. (2010). Shifting carbon flow from roots into associated microbial communities in response to elevated atmospheric CO₂. *Proceedings of the National Academy of Sciences of the United States of America*, *107*, 10938–10942. <https://doi.org/10.1073/pnas.0912421107>
- Engelmoer, D. J. P., Behm, J. E., & Kiers, E. T. (2014). Intense competition between arbuscular mycorrhizal mutualists in an in vitro root microbiome negatively affects total fungal abundance. *Molecular Ecology*, *23*, 1584–1593. <https://doi.org/10.1111/mec.12451>
- Fellbaum, C. R., Gachomo, E. W., Beesetty, Y., Choudhari, S., Strahan, G. D., Pfeffer, P. E., ... Bucking, H. (2012). Carbon availability triggers fungal nitrogen uptake and transport in arbuscular mycorrhizal symbiosis. *Proceedings of the National Academy of Sciences of the United States of America*, *109*, 2666–2671. <https://doi.org/10.1073/pnas.1118650109>
- Fellbaum, C. R., Mensah, J. A., Cloos, A. J., Strahan, G. E., Pfeffer, P. E., Kiers, E. T., & Bücking, H. (2014). Fungal nutrient allocation in common mycorrhizal networks is regulated by the carbon source strength of individual host plants. *New Phytologist*, *203*, 646–656. <https://doi.org/10.1111/nph.12827>
- Field, K. J., Cameron, D. D., Leake, J. R., Tille, S., Bidartondo, M. I., & Beerling, D. J. (2012). Contrasting arbuscular mycorrhizal responses of vascular and non-vascular plants to a simulated Palaeozoic CO₂ decline. *Nature Communications*, *3*, 835. <https://doi.org/10.1038/ncomms1831>
- Fortuna, P., Avio, L., Morini, S., & Giovannetti, M. (2012). Fungal biomass production in response to elevated atmospheric CO₂ in a *Glomus mosseae*-*Prunus cerasifera* model system. *Mycological Progress*, *11*, 17–26. <https://doi.org/10.1007/s11557-010-0721-2>
- Gamper, H., Hartwig, U. A., & Leuchtman, A. (2005). Mycorrhizas improve nitrogen nutrition of *Trifolium repens* after 8 yr of selection under elevated atmospheric CO₂ partial pressure. *New Phytologist*, *167*, 531–542. <https://doi.org/10.1111/nph.2005.167.issue-2>
- Ghoul, M., Griffin, A. S., & West, S. A. (2014). Toward and evolutionary definition of cheating. *Evolution*, *68*, 318–331. <https://doi.org/10.1111/evo.12266>
- Golubski, A. J., & Klausmeier, C. A. (2010). Control in mutualisms: Combined implications of partner choice and bargaining roles. *Journal of Theoretical Biology*, *267*, 535–545. <https://doi.org/10.1016/j.jtbi.2010.09.023>
- Grman, E. (2012). Plant species differ in their ability to reduce allocation to non-beneficial arbuscular mycorrhizal fungi. *Ecology*, *93*, 711–718. <https://doi.org/10.1890/11-1358.1>
- Gubry-Rangin, C., Garcia, M., & Bena, G. (2010). Partner choice in *Medicago truncatula*-*Sinorhizobium* symbiosis. *Proceedings of the Royal Society*

- of London. *Series B, Biological Sciences*, 277, 1947–1951. <https://doi.org/10.1098/rspb.2009.2072>
- Gutjahr, C., & Parniske, M. (2013). Cell and developmental biology of arbuscular mycorrhiza symbiosis. *Annual Review of Cell and Developmental Biology*, 29, 593–617. <https://doi.org/10.1146/annurev-cellbio-101512-122413>
- Hammer, E. C., Pallon, J., Wallander, H., & Olsson, P. A. (2011). Tit for tat? A mycorrhizal fungus accumulates phosphorus under low plant carbon availability. *FEMS Microbiology Ecology*, 76, 236–244. <https://doi.org/10.1111/fem.2011.76.issue-2>
- Hart, M. M., Forsythe, J., Oshowski, B., Bücking, H., Jansa, J., & Kiers, E. T. (2012). Hiding in a crowd—does diversity facilitate persistence of a low-quality fungal partner in the mycorrhizal symbiosis? *Symbiosis*, 59, 47–56.
- Hartmann, D., Klein Tank, A., Rusticucci, M., Alexander, L., Brönnimann, S., Charabi, Y., ... Zhai, P. M. (2013). Observations: Atmosphere and surface. In T. Scoker, D. Qin, G.-K. Plattner, M. Tignor, S. Allen, J. Boschung, A. Naules, Y. Xia, V. Bex, & P. Midgley (Eds.), *Climate change 2013: The physical science basis. Contribution of working group I to the fifth assessment report of the intergovernmental panel on climate change* (pp. 159–254), Cambridge, UK and New York, NY: Cambridge University Press.
- Heath, K. D., & Tiffin, P. (2007). Context dependence in the coevolution of plant and rhizobial mutualists. *Proceedings of the Royal Society of London. Series B, Biological Sciences*, 274, 1905–1912. <https://doi.org/10.1098/rspb.2007.0495>
- Hedges, L. V., Gurevitch, J., & Curtis, P. S. (1999). The meta-analysis of response ratios in experimental ecology. *Ecology*, 80, 1150–1156. [https://doi.org/10.1890/0012-9658\(1999\)080\[1150:TMAORR\]2.0.CO;2](https://doi.org/10.1890/0012-9658(1999)080[1150:TMAORR]2.0.CO;2)
- Hepper, C. M., Azcon-Aguilar, C., Rosendahl, S., & Sen, R. (1988). Competition between three species of *Glomus* used as spatially separated introduced and indigenous mycorrhizal inocula for leek (*Allium porrum* L.). *New Phytologist*, 110, 207–215. <https://doi.org/10.1111/nph.1988.110.issue-2>
- Hoeksema, J. D., Chaudhary, V. B., Gehring, C. A., Johnson, N. C., Karst, J., Koide, R. T., ... Umbanhowar, J. (2010). A meta-analysis of context-dependency in plant response to inoculation with mycorrhizal fungi. *Ecology Letters*, 13, 394–407. <https://doi.org/10.1111/ele.2010.13.issue-3>
- Jander, K. C., & Herre, E. A. (2016). Host sanctions in Panamanian *Ficus* are likely based on selective resource allocation. *American Journal of Botany*, 103, 1–10.
- Jandér, K. C., & Herre, E. A. (2010). Host sanctions and pollinator cheating in the fig tree-fig wasp mutualism. *Proceedings of the Royal Society of London. Series B, Biological Sciences*, 277, 1481–1488. <https://doi.org/10.1098/rspb.2009.2157>
- Jandér, K. C., Herre, E. A., Simms, E. L., & Irwin, R. (2012). Precision of host sanctions in the fig tree-fig wasp mutualism: Consequences for uncooperative symbionts. *Ecology Letters*, 15, 1362–1369. <https://doi.org/10.1111/j.1461-0248.2012.01857.x>
- Ji, B., & Bever, J. D. (2016). Plant preferential allocation and fungal reward decline with soil phosphorus: Implications for mycorrhizal mutualism. *Ecosphere*, 7, 1–11.
- Ji, B., Gehring, C. A., Wilson, G. W. T., Miller, R. M., Flores-Rentería, L., & Johnson, N. C. (2013). Patterns of diversity and adaptation in Glomeromycota from three prairie grasslands. *Molecular Ecology*, 22, 2573–2587. <https://doi.org/10.1111/mec.12268>
- Johnson, N. C. (2010). Resource stoichiometry elucidates the structure and function of arbuscular mycorrhizas across scales. *New Phytologist*, 185, 631–647. <https://doi.org/10.1111/j.1469-8137.2009.03110.x>
- Johnson, N. C., Angelard, C., Sanders, I. R., & Kiers, E. T. (2013). Predicting community and ecosystem outcomes of mycorrhizal responses to global change. *Ecology Letters*, 16(Suppl 1), 140–153. <https://doi.org/10.1111/ele.2013.16.issue-1>
- Kaltenpoth, M., Roeser-Mueller, K., Koehler, S., Peterson, A., Nechitaylo, T. Y., Stubblefield, J. W., ... Strohm, E. (2014). Partner choice and fidelity stabilize coevolution in a Cretaceous-age defensive symbiosis. *Proceedings of the National Academy of Sciences of the United States of America*, 111, 6359–6364. <https://doi.org/10.1073/pnas.1400457111>
- Kennedy, P. (2010). Ectomycorrhizal fungi and interspecific competition: Species interactions, community structure, coexistence mechanisms, and future research directions. *New Phytologist*, 187, 895–910. <https://doi.org/10.1111/j.1469-8137.2010.03399.x>
- Kiers, E. T., Duhamel, M., Beesetty, Y., Mensah, J. A., Franken, O., Verbruggen, E., ... Bücking, H. (2011). Reciprocal rewards stabilize cooperation in the mycorrhizal symbiosis. *Science*, 333, 880–882. <https://doi.org/10.1126/science.1208473>
- Kiers, E. T., Hutton, M. G., & Denison, R. F. (2007). Human selection and the relaxation of legume defences against ineffective rhizobia. *Proceedings of the Royal Society of London. Series B, Biological Sciences*, 274, 3119–3126. <https://doi.org/10.1098/rspb.2007.1187>
- Kiers, E. T., Rousseau, R. A., & Denison, R. F. (2006). Measured sanctions: Legume hosts detect quantitative variation in rhizobium cooperation and punish accordingly. *Evolutionary Ecology*, 8, 1077–1086.
- Kiers, E. T., & van der Heijden, M. G. A. (2006). Mutualistic stability in the arbuscular mycorrhizal symbiosis: Exploring hypotheses of evolutionary cooperation. *Ecology*, 87, 1627–1636. [https://doi.org/10.1890/0012-9658\(2006\)87\[1627:MSITAM\]2.0.CO;2](https://doi.org/10.1890/0012-9658(2006)87[1627:MSITAM]2.0.CO;2)
- Kiers, E. T., West, S. A., Wyatt, G. A. K., Gardner, A., Bücking, H., & Werner, G. D. A. (2016). Misconceptions on the application of biological market theory to the mycorrhizal symbiosis. *Nature Plants*, 2, 16063. <https://doi.org/10.1038/nplants.2016.63>
- Klironomos, J. N., Allen, M. F., Rillig, M. C., Piotrowski, J., Makvandi-nejad, S., & Wolfe, B. E. (2005). Abrupt rise in atmospheric CO₂ overestimates community response in a model plant – soil system. *Nature*, 433, 621–624. <https://doi.org/10.1038/nature03268>
- Knegt, B., Jansa, J., Franken, O., Engelmoer, D. J. P., Werner, G. D. A., Bücking, H., & Kiers, E. T. (2016). Host plant quality mediates competition between arbuscular mycorrhizal fungi. *Fungal Ecology*, 20, 233–240. <https://doi.org/10.1016/j.funeco.2014.09.011>
- Kohler, J., Knapp, B. A., Waldhuber, S., Caravaca, F., Roldán, A., & Insam, H. (2010). Effects of elevated CO₂, water stress, and inoculation with *Glomus intraradices* or *Pseudomonas mendocina* on lettuce dry matter and rhizosphere microbial and functional diversity under growth chamber conditions. *Journal of Soils and Sediments*, 10, 1585–1597. <https://doi.org/10.1007/s11368-010-0259-6>
- Konvalinková, T., & Jansa, J. (2016). Lights off for arbuscular mycorrhiza: On its symbiotic functioning under light deprivation. *Frontiers in Plant Science*, 7, 1–11.
- Krüger, M., Krüger, C., Walker, C., Stockinger, H., & Schüßler, A. (2012). Phylogenetic reference data for systematics and phylotaxonomy of arbuscular mycorrhizal fungi from phylum to species level. *New Phytologist*, 193, 970–984. <https://doi.org/10.1111/j.1469-8137.2011.03962.x>
- Kummel, M., & Salant, S. W. (2006). The economics of mutualisms: Optimal utilization of mycorrhizal mutualistic partners by plants. *Ecology*, 87, 892–902. [https://doi.org/10.1890/0012-9658\(2006\)87\[892:TEOMOU\]2.0.CO;2](https://doi.org/10.1890/0012-9658(2006)87[892:TEOMOU]2.0.CO;2)
- Lau, J. A., Bowling, E. J., Gentry, L. E., Glasser, P. A., Monarch, E. A., Olesen, W. M., ... Young, R. T. (2012). Direct and interactive effects of light and nutrients on the legume-rhizobia mutualism. *Acta Oecologica*, 39, 80–86. <https://doi.org/10.1016/j.actao.2012.01.004>
- Leigh, E. G. (2010). The evolution of mutualism. *Journal of Evolutionary Biology*, 23, 2507–2528. <https://doi.org/10.1111/jeb.2010.23.issue-12>
- Luginbuehl, L. H., & Oldroyd, G. E. D. (2017). Understanding the arbuscule at the heart of endomycorrhizal symbioses in plants. *Current Biology*, 27, R952–R963. <https://doi.org/10.1016/j.cub.2017.06.042>
- de Mazancourt, C., & Schwartz, M. W. (2010). A resource ratio theory of cooperation. *Ecology Letters*, 13, 349–359. <https://doi.org/10.1111/ele.2010.13.issue-3>
- Mueller, R. C., & Bohannan, B. J. M. (2015). Shifts in the phylogenetic structure of arbuscular mycorrhizal fungi in response to experimental

- nitrogen and carbon dioxide additions. *Oecologia*, 179, 175–185. <https://doi.org/10.1007/s00442-015-3337-z>
- Ness, J. H., Morris, W. F., & Bronstein, J. L. (2006). Integrating quality and quantity of mutualistic service to contrast ant species protecting *Ferocactus wislizeni*. *Ecology*, 87, 912–921. [https://doi.org/10.1890/0012-9658\(2006\)87\[912:QAQOM\]2.0.CO;2](https://doi.org/10.1890/0012-9658(2006)87[912:QAQOM]2.0.CO;2)
- Neuhauser, C., & Fargione, J. E. (2004). A mutualism–parasitism continuum model and its application to plant–mycorrhizae interactions. *Ecological Modelling*, 177, 337–352. <https://doi.org/10.1016/j.ecolmodel.2004.02.010>
- Oono, R., Anderson, C. G., & Denison, R. F. (2011). Failure to fix nitrogen by non-reproductive symbiotic rhizobia triggers host sanctions that reduce fitness of their reproductive clonemates. *Proceedings of the Royal Society of London. Series B, Biological Sciences*, 278, 2698–2703. <https://doi.org/10.1098/rspb.2010.2193>
- Oono, R., Denison, R. F., & Kiers, E. T. (2009). Controlling the reproductive fate of rhizobia: How universal are legume sanctions? *New Phytologist*, 183, 967–979. <https://doi.org/10.1111/nph.2009.183.issue-4>
- Ossler, J. N., Zielinski, C. A., & Heath, K. D. (2015). Tripartite mutualism: Facilitation or trade-offs between rhizobial and mycorrhizal symbionts of legume hosts. *American Journal of Botany*, 102, 1332–1341. <https://doi.org/10.3732/ajb.1500007>
- Parniske, M. (2008). Arbuscular mycorrhiza: The mother of plant root endosymbioses. *Nature Reviews Microbiology*, 6, 763–775. <https://doi.org/10.1038/nrmicro1987>
- Regus, J. U., Gano, K. A., Hollowell, A. C., & Sachs, J. L. (2014). Efficiency of partner choice and sanctions in *Lotus* is not altered by nitrogen fertilization. *Proceedings of the Royal Society of London. Series B, Biological Sciences*, 281, 20132587. <https://doi.org/10.1098/rspb.2013.2587>
- Reich, P. B., Hobbie, S. E., Lee, T., Ellsworth, D. S., West, J. B., Tilman, D., ... Trost, J. (2006). Nitrogen limitation constrains sustainability of ecosystem response to CO₂. *Nature*, 440, 922–925. <https://doi.org/10.1038/nature04486>
- Sachs, J. L., Russell, J. E., Lii, Y. E., Black, K. C., Lopez, G., & Patil, A. S. (2010). Host control over infection and proliferation of a cheater symbiont. *Journal of Evolutionary Biology*, 23, 1919–1927. <https://doi.org/10.1111/j.1420-9101.2010.02056.x>
- Shantz, A. A., & Burkepille, D. E. (2014). Context-dependent effects of nutrient loading on the coral–algal mutualism. *Ecology*, 95, 1995–2005. <https://doi.org/10.1890/13-1407.1>
- Simonsen, A. K., & Stinchcombe, J. R. (2014). Standing genetic variation in host preference for mutualist microbial symbionts. *Proceedings of the Royal Society of London. Series B, Biological Sciences*, 281, 20142036. <https://doi.org/10.1098/rspb.2014.2036>
- Steidinger, B. S., & Bever, J. D. (2014). The coexistence of hosts with different abilities to discriminate against cheater partners: An evolutionary game-theory approach. *The American Naturalist*, 183, 762–770. <https://doi.org/10.1086/675859>
- Temme, A. A., Cornwell, W. K., Cornelissen, J. H. C., & Aerts, R. (2013). Meta-analysis reveals profound responses of plant traits to glacial CO₂ levels. *Ecology and Evolution*, 3, 4525–4535. <https://doi.org/10.1002/ece3.836>
- Temme, A. A., Liu, J. C., Cornwell, W. K., Cornelissen, J. H. C., & Aerts, R. (2015). Winners always win: Growth of a wide range of plant species from low to future high CO₂. *Ecology and Evolution*, 5, 4949–4961. <https://doi.org/10.1002/ece3.1687>
- Treseder, K. K. (2004). A meta-analysis of mycorrhizal responses to nitrogen, phosphorus, and atmospheric CO₂ in field studies. *New Phytologist*, 164, 347–355. <https://doi.org/10.1111/j.1469-8137.2004.01159.x>
- Verbruggen, E., El Mouden, C., Jansa, J., Akkermans, G., Bücking, H., West, S. A., & Kiers, E. T. (2012). Spatial structure and interspecific cooperation: Theory and an empirical test using the mycorrhizal mutualism. *The American Naturalist*, 179, E133–E146. <https://doi.org/10.1086/665032>
- Wang, R.-W., Dunn, D. W., & Sun, B. F. (2014). Discriminative host sanctions in a fig–wasp mutualism. *Ecology*, 95, 1384–1393. <https://doi.org/10.1890/13-0749.1>
- Weese, D. J., Heath, K. D., Dentinger, B. T. M., & Lau, J. A. (2015). Long-term nitrogen addition causes the evolution of less-cooperative mutualists. *Evolution*, 69, 631–642. <https://doi.org/10.1111/evo.2015.69.issue-3>
- Werner, G. D. A., & Kiers, E. T. (2015a). Partner selection in the mycorrhizal mutualism. *New Phytologist*, 205, 1437–1442. <https://doi.org/10.1111/nph.13113>
- Werner, G. D. A., & Kiers, E. T. (2015b). Order of arrival structures arbuscular mycorrhizal colonization of plants. *New Phytologist*, 205, 1515–1524. <https://doi.org/10.1111/nph.13092>
- Wyatt, G. A. K., Kiers, E. T., Gardner, A., & West, S. A. (2014). A biological market analysis of the plant–mycorrhizal symbiosis. *Evolution*, 68, 2603–2618. <https://doi.org/10.1111/evo.2014.68.issue-9>
- Xing, X., Koch, A. M., Jones, A. M. P., Ragone, D., Murch, S., & Hart, M. M. (2012). Mutualism breakdown in breadfruit domestication. *Proceedings of the Royal Society of London. Series B, Biological Sciences*, 279, 1122–1130. <https://doi.org/10.1098/rspb.2011.1550>
- Zheng, C., Ji, B., Zhang, J., Zhang, F., & Bever, J. D. (2015). Shading decreases plant carbon preferential allocation towards the most beneficial mycorrhizal mutualist. *New Phytologist*, 205, 361–368. <https://doi.org/10.1111/nph.13025>

SUPPORTING INFORMATION

Additional Supporting Information may be found online in the supporting information tab for this article.

How to cite this article: Werner GDA, Zhou Y, Pieterse CMJ, Kiers ET. Tracking plant preference for higher-quality mycorrhizal symbionts under varying CO₂ conditions over multiple generations. *Ecol Evol*. 2018;8:78–87. <https://doi.org/10.1002/ece3.3635>