

Article

Synthesis of a Spirocyclic Oxetane-Fused Benzimidazole

Michael Gurry, Patrick McArdle and Fawaz Aldabbagh *

School of Chemistry, National University of Ireland Galway, University Road, Galway SW4 NUI, Ireland; E-Mails: m.gurry1@nuigalway.ie (M.G.); patrick.mcardle@nuigalway.ie (P.M.)

* Author to whom correspondence should be addressed; E-Mail: Fawaz.Aldabbagh@nuigalway.ie; Tel.: +353-91-493120; Fax: +353-91-495576.

Academic Editor: Panayiotis A. Koutentis

Received: 24 June 2015 / Accepted: 24 July 2015 / Published: 30 July 2015

Abstract: A new synthesis of 2-oxa-7-azaspiro[3.5]nonane is described. Spirocyclic oxetanes, including 2-oxa-6-azaspiro[3.3]heptane were converted into *o*-cycloalkylaminoacetanilides for oxidative cyclizations using Oxone[®] in formic acid. The expanded spirocyclic oxetane successfully gave the [1,2-*a*] ring-fused benzimidazole. X-ray crystal structure of the resultant new tetracyclic system, 1',2'-dihydro-4'*H*-spiro[oxetane-3,3'-pyrido[1,2-*a*]benzimidazole] and the azetidine ring-opened adduct, *N*-(2-acetamido-4-bromophenyl)-*N*-{[3-(chloromethyl)oxetan-3-yl]methyl}acetamide are disclosed.

Keywords: annulation; cyclization; diazole; heterocycle; 4-membered rings

1. Introduction

Oxetane is considered as a polar equivalent of the *gem*-dimethyl group (Figure 1) [1–3]. Spirocyclic oxetanes such as 2-oxa-6-azaspiro[3.3]heptane (**1a**) and 2-oxa-7-azaspiro[3.5]nonane (**1b**) were proposed as valuable structural alternatives to ubiquitous morpholine in medicinal chemistry [4]. A drug discovery project within our group demanded a substituent that enabled higher binding affinities to the NAD(P)H:quinone oxidoreductase 1 (NQO1) active site [5]. NQO1 is an enzyme over-expressed in cancer cell lines. Our attention turned to oxetane due to its heralded metabolic robustness in comparison to carbonyl alternatives, while offering the hydrogen bonding capacity necessary for efficient binding to the His194 residue of NQO1 enabling more efficient reduction of benzimidazolequinone and imidazobenzimidazolequinone substrates. The following article describes

the first fusion of the spirocyclic oxetane motif onto heterocycles in attempts to prepare [1,2-*a*] alicyclic ring-fused benzimidazoles **2a** and **2b**.

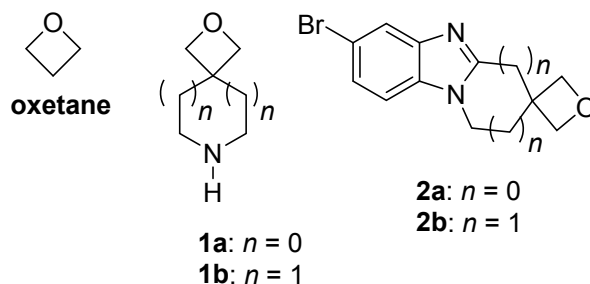
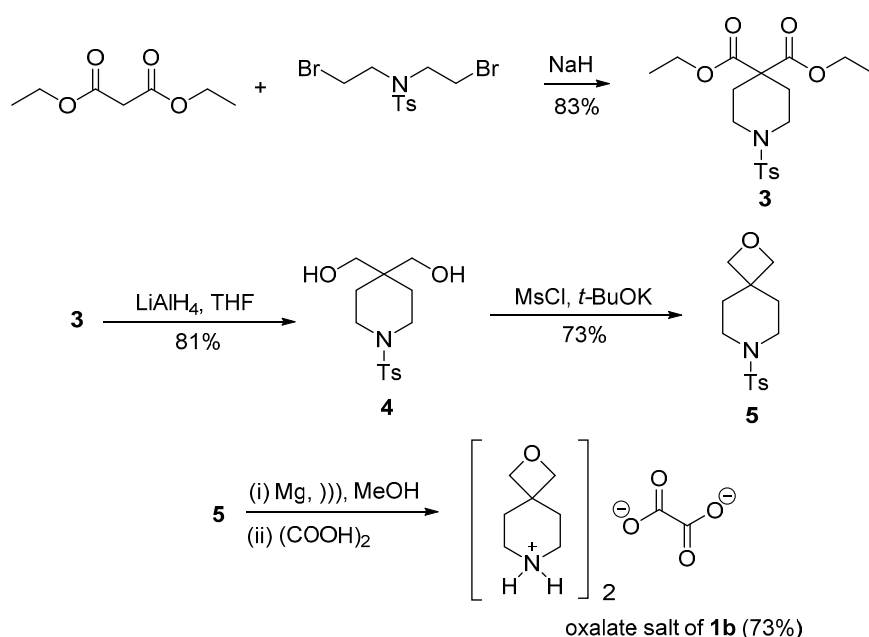


Figure 1. Rationale design of synthetic targets.

2. Results and Discussion

2.1. Synthesis of Spirocyclic Oxetanes

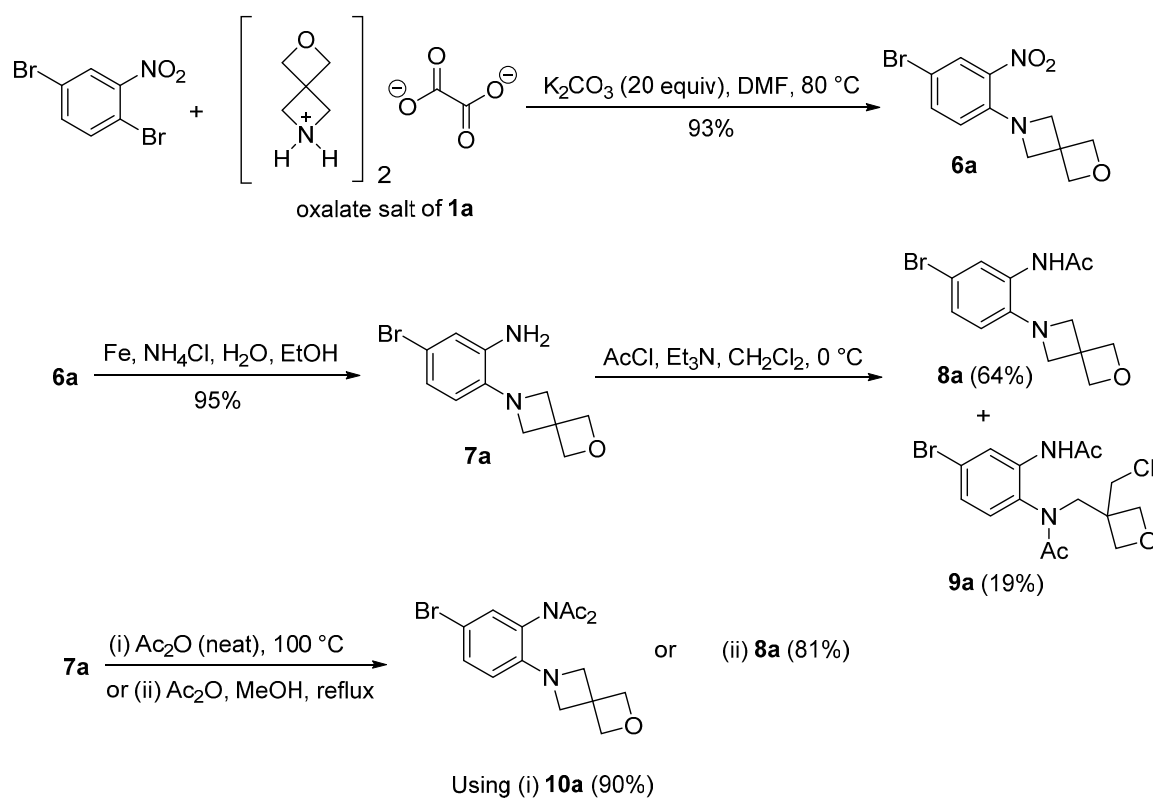
The synthesis of the oxalate salt of 2-oxa-6-azaspiro[3.3]heptane **1a** starting from the condensation of 3-bromo-2,2-bis(bromomethyl)propan-1-ol with *p*-tosylamide has been described [4]. The expanded analogue **1b** is commercially available but expensive, and a new synthetic pathway is now reported (Scheme 1). *N*-tosyl-piperidine-4,4-diethyl ester **3** was prepared using the reaction of diethyl malonate with *N*-tosylbis(2-bromoethyl)amine, and similar transformations are available in patents [6,7]. Lithium aluminum hydride reduction provides diol **4**, which is subjected to a one-pot mesylation and ring closure to give the previously unreported oxetane **5**. The tosyl group was removed and the oxalate salt of 2-oxa-7-azaspiro[3.5]nonane **1b** formed. An alternative synthesis appears in a patent via the ring-closure of 2,2'-(oxetane-3,3-diyl)bis(ethan-1-ol) to give **1b** [8]. The latter multi-step synthesis begins with a Wittig reaction on 3-oxetanone, and represents a longer more costly preparation of **1b**.



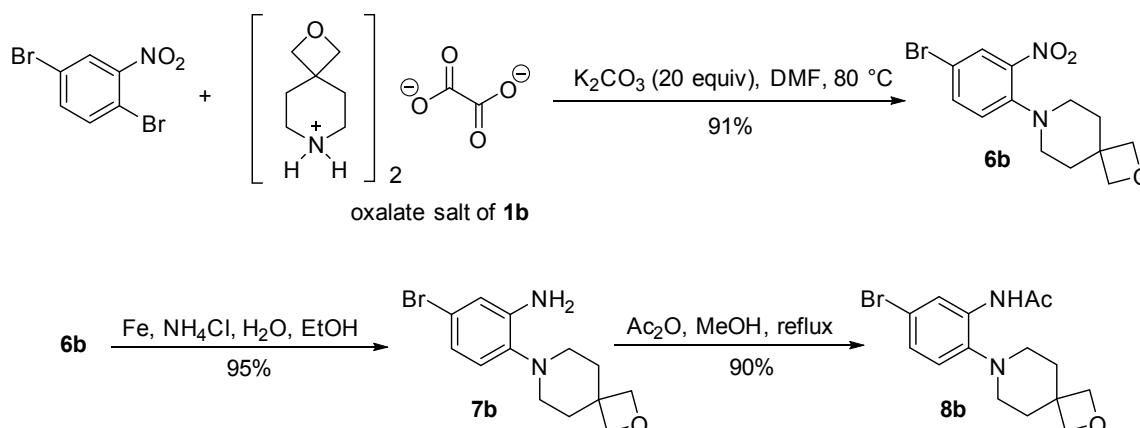
Scheme 1. Synthesis of the oxalate salt of 2-oxa-7-azaspiro[3.5]nonane (**1b**).

2.2. Synthesis of *o*-Cycloalkylaminoacetanilides

Nucleophilic aromatic substitution onto 1,4-dibromo-2-nitrobenzene using the oxalate salts of spirocyclic oxetanes **1a** and **1b** was possible in yields of >90% when using a large excess of potassium carbonate in DMF (Schemes 2 and 3). Reduction of the nitro group of **6a** and **6b** using iron and aqueous ammonium chloride yielded the corresponding anilines **7a** and **7b** in 95% yield. The acetylation was optimized with aniline **7a**, where the initial attempt using acetyl chloride gave the desired acetamide **8a** in 64% yield together with adduct **9a** of ring-opening of the azetidinium in 19% yield (Scheme 2). By-product **9a** was confirmed by X-ray crystallography (Figure 2). As pointed out by the Reviewer this may have occurred using the chloride ion liberated from the first acetylation. The ring-opening of azetidines by the nucleophilic attack of halide ions on azetidinium ions has been previously described [9]. Acetylations using acetic anhydride were in contrast regioselective giving diacetylated adduct **10a** in 90% yield with neat acetic anhydride, while acetylation with acetic anhydride in methanol gave the desired product **8a** in 81% yield. The latter conditions gave the analogous acetamide of 2-oxa-7-azaspiro[3.5]nonane **8b** in 90% yield (Scheme 3).



Scheme 2. Synthesis of *N*-[5-bromo-2-(2-oxa-6-azaspiro[3.3]heptan-6-yl)phenyl]acetamide (**8a**).



Scheme 3. Synthesis of *N*-[5-bromo-2-(2-oxa-7-azaspiro[3.5]nonan-7-yl)phenyl]acetamide (**8b**).

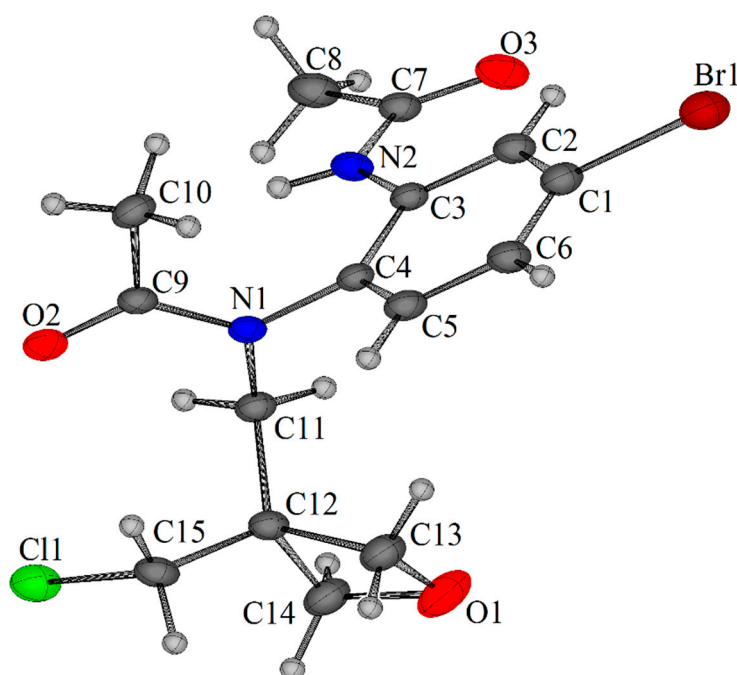
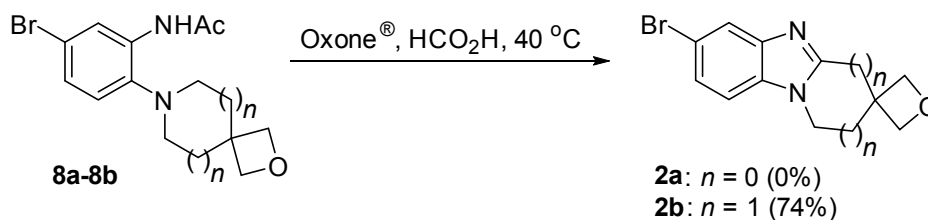


Figure 2. X-ray crystal structure of *N*-(2-acetamido-4-bromophenyl)-*N*-{[3-(chloromethyl)oxetan-3-yl]methyl}acetamide (**9a**) [10].

2.3. Fusion of the Spirocyclic Oxetanes

In order to fuse the spirocyclic oxetane of **8a** and **8b**, the well-established oxidative cyclization reaction of acetamide onto the neighbouring cyclic amine was used [11–13]. Oxone[®] in formic acid is as an expedient means of converting *o*-cycloalkylaminoacetanilides into [1,2-*a*] alicyclic ring-fused benzimidazoles and double annulated imidazobenzimidazoles in high yields [13]. Using the latter conditions (Scheme 4), acetanilide **8a** gave a mixture of products indicating degradation of the spirocyclic oxetane and an absence of the desired benzimidazole **2a**. In contrast the 2-oxa-7-azaspiro[3.5]nonane fused benzimidazole **2b** was isolated in 74% yield at the end of the reaction of **8b** without the requirement for chromatography by simple organic extraction from the basified aqueous mixture. The structure of the novel tetracyclic system **2b** was confirmed by X-ray crystallography (Figure 3).



Scheme 4. Oxidative cyclizations to give spirocyclic oxetane fused benzimidazoles.

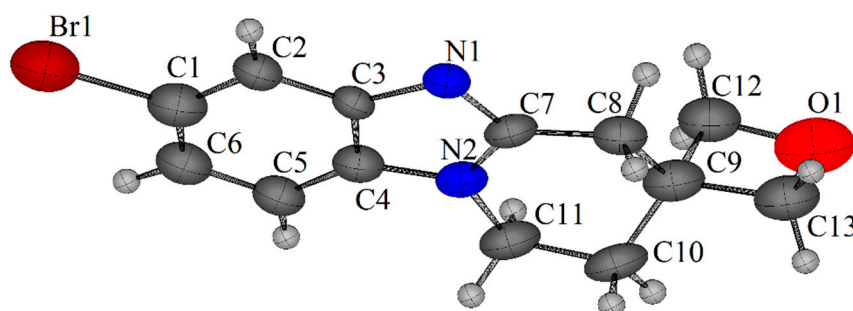


Figure 3. X-ray crystal structure of 7'-bromo-1',2'-dihydro-4'*H*-spiro[oxetane-3,3'-pyrido [1,2-*a*]benzimidazole] (**2b**) [10].

3. Experimental Section

3.1. General

All chemicals were obtained from commercial sources and used without further purification. Thin layer chromatography (TLC) was performed on TLC silica gel 60 F254 plates. Dry vacuum column chromatography was carried out on silica gel (Apollo Scientific ZEOprep 60/15–35 microns). Melting points were measured on a Stuart Scientific melting point apparatus SMP1. Infrared spectra were recorded using a Perkin-Elmer Spec 1 with ATR attached. ¹H-NMR spectra were recorded using a Joel ECX 400 MHz instrument equipped with a DEC AXP 300 computer workstation. The chemical shifts were recorded in ppm relative to tetramethylsilane. ¹³C-NMR data were collected at 100 MHz with complete proton decoupling. High resolution mass spectra (HRMS) were carried out using ESI time-of-flight mass spectrometer (TOFMS). The precision of all accurate mass measurements were better than 5 ppm. NMR spectra of all compounds are available in the Supplementary Materials document accompanying this article.

3.2. Experimental Procedures

3.2.1. Synthesis of Spirocyclic Oxetanes

Bis(2-oxa-6-azaspiro[3.3]heptan-6-ium) ethanedioate (oxalate salt of **1a**) was prepared according to the literature [4].

Diethyl 1-(4-methylbenzene-1-sulfonyl)piperidine-4,4-dicarboxylate (**3**). Diethyl malonate (0.500 g, 3.1 mmol) and NaH (0.165 g, 6.9 mmol) in DMF (50 mL) were heated at 80 °C for 30 min. *N,N*-bis(2-bromoethyl)-4-methyl-1-sulfonamide [14] (1.320 g, 3.4 mmol) was added and heating at 80 °C continued

for 12 h. The cooled mixture was evaporated, EtOAc (50 mL) added, and washed with aqueous LiCl (5%) solution (3 × 50 mL). The organic extracts were dried (Na₂SO₄) and evaporated to dryness, and the residue purified by column chromatography using gradient elution of petroleum ether/EtOAc to yield the *title compound* (0.987 g, 83%) as a white solid; *R_f* 0.32 (1:4 EtOAc/Pet); mp 90–92 °C; ν_{\max} (neat, cm⁻¹) 2987, 2851, 1742 (C=O), 1598, 1467, 1444, 1367, 1350 (S=O), 1327, 1305, 1261, 1247, 1192, 1162 (S=O), 1092, 1052, 1072, 1015; δ_{H} (400 MHz, CDCl₃) 1.16 (t, *J* = 7.3 Hz, 6H, CH₃), 2.17 (t, *J* = 5.5 Hz, 4H), 2.41 (s, 3H), 3.03 (t, *J* = 5.5 Hz, 4H), 4.13 (q, *J* = 7.3 Hz, 4H, OCH₂), 7.29 (d, *J* = 8.0 Hz, 2H), 7.59 (d, *J* = 8.0 Hz, 2H); δ_{C} (100 MHz, CDCl₃) 14.0, 21.6 (CH₃), 30.2, 43.2 (CH₂), 52.4 (C), 61.8 (OCH₂), 127.7, 129.8 (CH), 133.1, 143.7 (C), 170.4 (C=O); HRMS (ESI) *m/z* [M + H]⁺, C₁₈H₂₆NO₆S calcd. 384.1481, observed 384.1483.

[1-(4-Methylbenzene-1-sulfonyl)]piperidine-4,4-diyl]dimethanol (**4**). LiAlH₄ (5.2 mL of a 1 M solution in THF, 5.2 mmol) was added over 5 min to a solution of diethyl ester **3** (1.000 g, 2.6 mmol) in THF (20 mL), and the solution stirred for 16 h at room temperature. The reaction was quenched with ethanol (3 mL), a saturated sodium potassium tartrate solution (40 mL), and stirred vigorously for 1 h. The resulting biphasic mixture was extracted with EtOAc (2 × 50 mL), washed with brine (2 × 30 mL) and dried (Na₂SO₄). The solution was evaporated to dryness and the residue purified by column chromatography using gradient elution of petroleum ether/EtOAc to yield the *title compound* (0.628 g, 81%) as a white solid; *R_f* 0.45 (EtOAc); mp 110–114 °C; ν_{\max} (neat, cm⁻¹) 3524 (OH), 3257, 2919, 2869, 1725, 1597, 1340, 1320 (S=O), 1248, 1184, 1156 (S=O), 1132, 1090, 1053, 1012; δ_{H} (400 MHz, CDCl₃) 1.57 (t, *J* = 5.7 Hz, 4H), 2.43 (s, 3H), 2.56 (t, *J* = 4.9 Hz, 2H, OH, disappears with D₂O), 2.97 (t, *J* = 5.7 Hz, 4H), 3.49 (d, *J* = 4.9 Hz, 4H, CH₂OH), 7.31 (d, *J* = 7.8 Hz, 2H), 7.61 (d, *J* = 7.8 Hz, 2H); δ_{C} (100 MHz, CDCl₃) 21.6 (CH₃), 28.4 (CH₂), 36.6 (C), 42.1 (CH₂), 68.7 (OCH₂), 127.8, 129.8 (CH), 132.9, 143.8 (C); HRMS (ESI) *m/z* [M + H]⁺, C₁₄H₂₂NO₄S calcd. 300.1270, observed 300.1269.

7-(4-Methylbenzene-1-sulfonyl)-2-oxa-7-azaspiro[3.5]nonane (**5**). Methanesulfonyl chloride (0.4 mL, 5.2 mmol) in THF (5 mL) was added to diol **4** (1.700 g, 5.7 mmol) in THF (50 mL) via syringe pump at a rate of 1.7 mL/h, while potassium *tert*-butoxide (0.636 g, 5.7 mmol) was added in portions (one third per h). The mixture was stirred at room temperature for 1 h with further potassium *tert*-butoxide (1.900 g, 17.0 mmol) added, and stirred for 2 h. The mixture was evaporated, EtOAc (50 mL) added, washed with water (2 × 20 mL), and dried (Na₂SO₄). The solution was evaporated to dryness and the residue purified by column chromatography using gradient elution of petroleum ether/EtOAc to yield the *title compound* (1.160 g, 73%) as a white solid; *R_f* 0.44 (1:1 EtOAc/Pet); mp 168–172 °C; ν_{\max} (neat, cm⁻¹) 2928, 2868, 1597, 1597, 1345, 1331 (S=O), 1241, 1163 (S=O), 1140, 1089; δ_{H} (400 MHz, CDCl₃) 1.93 (bs, 4H), 2.42 (s, 3H), 2.90 (bs, 4H), 4.29 (s, 4H, OCH₂), 7.30 (d, *J* = 7.3 Hz, 2H), 7.60 (d, *J* = 7.3 Hz, 2H); δ_{C} (100 MHz, CDCl₃) 21.7 (CH₃) 34.1 (CH₂), 38.1 (C), 43.3 (CH₂), 81.1 (OCH₂), 127.7, 129.8 (CH), 133.1, 143.8 (C); HRMS (ESI) *m/z* [M + H]⁺, C₁₄H₂₀NO₃S calcd. 282.1164, observed 282.1163.

Bis(2-oxa-7-azaspiro[3.5]nonan-7-ium) ethanedioate (oxalate salt of **1b**). 2-Oxa-7azaspiro[3.5]nonane **5** (1.300 g, 4.6 mmol) and Mg turnings (0.780 g, 32.3 mmol) in MeOH (50 mL) were sonicated for 1 h. The mixture was evaporated to give a viscous grey residue to which Et₂O (50 mL) and Na₂SO₄·10H₂O

(2.000 g) were added. After 30 min of stirring, the mixture was filtered, and anhydrous oxalic acid (0.210 g, 2.3 mmol) added to the filtrate to form a precipitate. The precipitate was collected and dried under vacuum to yield the *title compound* (0.580 g, 73%) as a white solid; mp 148–152 °C; ν_{\max} (neat, cm^{-1}) 3389 (NH), 3124, 2931, 2866, 1713, 1610 (C=O), 1475, 1444, 1397, 1171; δ_{H} (400 MHz, D_2O) 1.94 (t, $J = 5.7$ Hz, 4H), 2.98 (t, $J = 5.7$ Hz, 4H), 4.38 (s, 4H, OCH_2); δ_{C} (100 MHz, D_2O) 30.2 (CH_2), 36.6 (C), 41.1 (CH_2), 81.1 (OCH_2), 165.7 (C=O).

3.2.2. Synthesis of Acetanilide Cyclization Precursors

General Procedure for the Synthesis of Nitrobenzenes **6a** and **6b**

1,4-Dibromo-2-nitrobenzene (1.000 g, 3.6 mmol), K_2CO_3 (9.820 g, 71.2 mmol) and spirocyclic oxetane **1a–1b** oxalate salts (3.6 mmol) were heated in DMF (50 mL) at 80 °C for 4 h. The cooled mixture was evaporated, EtOAc (50 mL) added, and washed with aqueous LiCl (5%) solution (3×20 mL). The organic extracts were dried (Na_2SO_4), evaporated to dryness, and purified by column chromatography using gradient elution of petroleum ether/EtOAc to yield:

6-(4-Bromo-2-nitrophenyl)-2-oxa-6-azaspiro[3.3]heptane (6a). (0.987 g, 93%) as an orange solid; R_f 0.49 (1:1 EtOAc/Pet); mp 148–150 °C; ν_{\max} (neat, cm^{-1}) 2955, 2861, 1672, 1602, 1558 (NO_2), 1502, 1484, 1458, 1373, 1362, 1348 (NO_2), 1276, 1246, 1203, 1123, 1070; δ_{H} (400 MHz, CDCl_3) 4.11 (s, 4H, NCH_2), 4.81 (s, 4H, OCH_2), 6.47 (d, $J = 9.2$ Hz, 1H, 6-H), 7.45 (dd, $J = 9.2, 2.3$ Hz, 1H, 5-H), 7.93 (d, $J = 2.3$ Hz, 1H, 3-H); δ_{C} (100 MHz, CDCl_3) 38.3 (C), 62.8 (NCH_2), 80.9 (OCH_2), 108.3 (C), 117.4 (6-CH), 128.8 (3-CH), 136.2 (C), 136.5 (5-CH), 143.8 (C); HRMS (ESI) m/z $[\text{M} + \text{H}]^+$, $\text{C}_{11}\text{H}_{12}\text{N}_2\text{O}_3^{79}\text{Br}$ calcd. 299.0031, observed 299.0038.

7-(4-Bromo-2-nitrophenyl)-2-oxa-7-azaspiro[3.5]nonane (6b). (1.061 g, 91%) as an orange oil; R_f 0.58 (1:4 EtOAc/Pet); ν_{\max} (neat, cm^{-1}) 2931, 2861, 1599, 1519 (NO_2), 1485, 1462, 1384, 1331 (NO_2), 1271, 1231, 1168, 1131, 1091; δ_{H} (400 MHz, CDCl_3) 1.99–2.02 (m, 4H), 2.90–2.93 (m, 4H, NCH_2), 4.46 (s, 4H, OCH_2), 6.97 (d, $J = 8.7$ Hz, 1H, 6-H), 7.53 (dd, $J = 8.7, 2.3$ Hz, 1H, 5-H), 7.89 (d, $J = 2.3$ Hz, 1H, 3-H); δ_{C} (100 MHz, CDCl_3) 34.9 (CH_2) 38.3 (C), 49.2 (NCH_2), 81.6 (OCH_2), 113.3 (C), 122.8 (6-CH), 128.7 (3-CH), 136.4 (5-CH), 143.3, 145.5 (C); HRMS (ESI) m/z $[\text{M} + \text{H}]^+$, $\text{C}_{13}\text{H}_{16}\text{N}_2\text{O}_3^{79}\text{Br}$ calcd. 327.0344, observed 327.0355.

General Procedure for the Synthesis of Anilines **7a** and **7b**

Nitrobenzene **6a** or **6b** (2.00 mmol), Fe powder (0.370 g, 6.6 mmol), NH_4Cl (59 mg, 1.0 mmol) and water (1.5 mL) in EtOH (5 mL) were heated at 80 °C for 5 h. EtOAc (50 mL) was added to the cooled mixture, which was filtered, washed with water (50 mL), and dried to yield:

5-Bromo-2-(2-oxa-6-azaspiro[3.3]heptan-6-yl)aniline (7a). (0.508 g, 95%) as a brown oil; ν_{\max} (neat, cm^{-1}) 3414, 3334, 2940, 2870, 1614, 1575, 1497, 1292, 1255, 1134, 1046; δ_{H} (400 MHz, CDCl_3) 3.50 (bs, 2H, NH_2), 3.91 (s, 4H, NCH_2), 4.82 (s, 4H, OCH_2), 6.41 (d, $J = 8.4$ Hz, 1H, 3-H), 6.75 (d, $J = 2.0$ Hz, 1H, 6-H), 6.82 (dd, $J = 8.4, 2.0$ Hz, 1H, 4-H); δ_{C} (100 MHz, CDCl_3) 39.1 (C), 62.1

(NCH₂), 81.2 (OCH₂), 114.1 (C), 115.8 (3-CH), 118.4 (6-CH), 121.7 (4-CH), 137.8 (C), 139.1 (C); HRMS (ESI) *m/z* [M + H]⁺, C₁₁H₁₄N₂O⁷⁹Br calcd. 269.0289, observed 269.0290.

5-Bromo-2-(2-oxa-7-azaspiro[3.5]nonan-7-yl)aniline (7b). (0.564 g, 95%) as a brown solid; mp 160–162 °C; ν_{\max} (neat, cm⁻¹) 3400, 3317, 2931, 2865, 2811, 1618, 1577, 1493, 1459, 1231, 1210, 1133, 1122; δ_{H} (400 MHz, CDCl₃) 1.98 (bs, 4H), 2.72 (bs, 4H, NCH₂), 3.99 (bs, 2H, NH₂), 4.47 (s, 4H, OCH₂), 6.76–6.84 (m, 3H); δ_{C} (100 MHz, CDCl₃) 35.8 (CH₂), 38.5 (C), 48.7 (NCH₂), 81.9 (OCH₂), 117.6 (C & CH), 121.2, 121.4 (CH), 138.7, 143.1 (C); HRMS (ESI) *m/z* [M – H]⁻, C₁₃H₁₆N₂O⁷⁹Br calcd. 295.0446, observed 295.0448.

Procedures for the Synthesis of *N*-[5-Bromo-2-(2-oxa-6-azaspiro[3.3]heptan-6-yl)phenyl]acetamide (**8a**)

AcCl (0.2 mL, 2.5 mmol) was added over 5 min to aniline **7a** (0.420 g, 1.6 mmol) and Et₃N (0.4 mL, 2.7 mmol) in CH₂Cl₂ (10 mL) at 0 °C, and stirred for 3 h at room temperature. The solution was evaporated, EtOAc (50 mL) added, and washed with water (50 mL). The organic extracts were dried (Na₂SO₄), evaporated, and purified by column chromatography using gradient elution of petroleum ether/EtOAc to yield:

N-(2-acetylamido-4-bromophenyl)-*N*-{[3-(chloromethyl)oxetan-3-yl]methyl}acetamide (**9a**). 0.114 g, 19%; brown solid; mp 160–164 °C; *R*_f 0.25 (EtOAc); ν_{\max} (neat, cm⁻¹) 3296, 3262, 2953, 2876, 1691 (C=O), 1657 (C=O), 1578, 1518, 1403, 1364, 1313, 1259, 1193, 1089; δ_{H} (400 MHz, CDCl₃) 1.85 (s, 3H), 2.12 (s, 3H), 3.57 (d, *J* = 14.2 Hz, 1H), 3.67 (d, *J* = 11.2 Hz, 1H), 3.79 (d, *J* = 11.2 Hz, 1H), 4.12 (d, *J* = 7.1 Hz, 1H, CHHO), 4.42 (d, *J* = 14.2 Hz, 1H), 4.59–4.63 (m, 2H, OCH₂), 4.68 (d, *J* = 7.1 Hz, 1H, CHHO), 7.09 (d, *J* = 8.5 Hz, 1H, 6-H), 7.32 (dd, *J* = 8.5, 2.1 Hz, 1H, 5-H), 8.43 (d, *J* = 2.1 Hz, 1H, 3-H), 9.18 (bs, 1H, NH); δ_{C} 22.3, 24.2 (CH₃), 45.9 (C), 48.3, 53.2 (CH₂), 76.8, 77.2 (OCH₂), 122.8 (C), 127.0 (3-CH), 128.8 (2 × CH), 133.9, 137.2 (C), 169.3, 173.7 (C=O); HRMS (ESI) *m/z* [M + H]⁺, C₁₅H₁₉N₂O₃³⁵Cl⁷⁹Br calcd. 389.0268, observed 389.0271 and *N*-[5-bromo-2-(2-oxa-6-azaspiro[3.3]heptan-6-yl)phenyl]acetamide (**8a**). (0.312 g, 64%) as a white solid; *R*_f 0.18 (EtOAc); mp 185–189 °C; ν_{\max} (neat, cm⁻¹) 3218, 2929, 2864 1652 (C=O), 1591, 1569, 1520, 1485, 1408, 1368, 1317, 1279, 1254, 1132, 1060, 1011; δ_{H} (400 MHz, (CD₃)₂SO) 1.99 (s, 3H, CH₃), 3.94 (s, 4H, NCH₂), 4.65 (s, 4H, OCH₂), 6.43 (d, *J* = 8.7 Hz, 1H, 3-H), 7.15 (dd, *J* = 8.7, 2.3 Hz, 1H, 4-H), 7.25 (d, *J* = 2.3 Hz, 1H, 6-H), 9.23 (s, 1H, NH); δ_{C} (100 MHz, (CD₃)₂SO) 23.7 (CH₃), 39.0 (C), 62.4 (NCH₂), 80.3 (OCH₂), 109.3 (C), 115.9 (3-CH), 126.5 (C), 129.0 (4-CH), 130.4 (6-CH), 145.7 (C), 169.2 (C=O); HRMS (ESI) *m/z* [M – H]⁻, C₁₃H₁₄N₂O₂⁷⁹Br calcd. 309.0239, observed 309.0249.

N-Acetyl-*N*-[5-bromo-2-(2-oxa-6-azaspiro[3.3]heptan-6-yl)phenyl]acetamide (**10a**). Aniline **7a** (0.850 g, 3.2 mmol) in Ac₂O (30 mL) was heated at 100 °C for 2 h. The cooled solution was evaporated, ice-water (50 mL) added, and stirred for 3 h. The resultant precipitate was purified by column chromatography using gradient elution of petroleum ether/EtOAc to yield the *title compound* (1.020 g, 90%) as a white solid; *R*_f 0.34 (1:1 EtOAc/Pet); mp 152–156 °C; ν_{\max} (neat, cm⁻¹) 2932, 2861, 1707 (C=O), 1702 (C=O), 1591, 1493, 1479, 1458, 1408, 1366, 1334, 1300, 1284, 1225, 1156, 1126, 1073, 1022; δ_{H} (400 MHz, CDCl₃) 2.29 (s, 6H, CH₃), 3.96 (s, 4H, NCH₂), 4.76 (s, 4H, OCH₂), 6.41 (d, *J* = 8.7 Hz, 1H, 3-H), 7.05 (d, *J* = 2.3 Hz, 1H, 6-H), 7.34 (dd, *J* = 8.7, 2.3 Hz, 1H, 4-H); δ_{C} 26.5 (CH₃),

39.0 (C), 62.2 (NCH₂), 80.9 (OCH₂), 111.1 (C), 115.9 (3-CH), 126.7 (C), 132.7, 133.0 (CH), 146.4 (C), 174.0 (C=O); HRMS (ESI) m/z [M + H]⁺, C₁₅H₁₈N₂O₃⁷⁹Br calcd. 353.0501, observed 353.0501.

N-[5-Bromo-2-(2-oxa-7-azaspiro[3.5]nonan-7-yl)phenyl]acetamide (**8b**). Ac₂O (0.9 mL, 10.0 mmol) and aniline **7b** (0.594 g, 2.0 mmol) in methanol (20 mL) were heated at reflux for 1 h. The cooled mixture was evaporated, ice-water added (40 mL), and stirred for 3 h. The resultant precipitate was washed with water, and dried under vacuum to yield the *title compound* (0.611 g, 90%) as a white solid; mp 164–166 °C; ν_{\max} (neat, cm⁻¹) 3353, 2934, 2860, 2811, 1687 (C=O) 1578, 1507, 1445, 1410, 1372, 1224, 1132, 1109; δ_{H} (400 MHz, CDCl₃) 2.02 (bs, 4H), 2.18 (s, 3H), 2.69 (bs, 4H, NCH₂), 4.48 (s, 4H, OCH₂), 6.92 (d, J = 8.2 Hz, 1H, 3-H), 7.12 (dd, J = 8.2, 1.8 Hz, 1H, 4-H), 8.36 (bs, 1H, NH), 8.53 (d, J = 1.8 Hz, 1H, 6-H); δ_{C} (100 MHz, CDCl₃) 25.0 (CH₃), 35.8 (CH₂), 38.3 (C), 49.9 (NCH₂), 81.6 (OCH₂), 118.8 (C), 121.8 (3-CH), 122.3 (6-CH), 126.6 (4-CH), 134.6, 140.2 (C), 168.1 (C=O); HRMS (ESI) m/z [M + H]⁺, C₁₅H₂₀N₂O₂⁷⁹Br calcd. 339.0708, observed 339.0707.

3.2.3. Oxidative Cyclization to Give the Spirocyclic Oxetane Fused Benzimidazole

7'-Bromo-1',2'-dihydro-4'*H*-spiro[oxetane-3,3'-pyrido[1,2-*a*]benzimidazole] (**2b**). Acetanilide **8b** (0.150 g, 0.44 mmol) and Oxone[®] (0.820 g, 1.32 mmol) were stirred in formic acid (20 mL) at 40 °C for 6 h. The mixture was evaporated, water added (30 mL), neutralized with solid Na₂CO₃, and extracted with CH₂Cl₂ (3 × 10 mL). The organic extracts were dried (Na₂SO₄), and evaporated dryness to yield the *title compound* (96 mg, 74%) as a white solid; mp 178–181 °C; ν_{\max} (neat, cm⁻¹) 2926, 2856, 1721, 1511, 1481, 1450, 1406, 1307, 1269, 1163, 1047; δ_{H} (400 MHz, CDCl₃) 2.44 (t, J = 6.4 Hz, 2H, 2'-CH₂), 3.36 (s, 2H, 4'-CH₂), 4.09 (t, J = 6.4 Hz, 2H, 1'-CH₂), 4.54–4.59 (m, 4H, 2,4-CH₂), 7.14 (d, J = 8.7 Hz, 1H, 9'-H), 7.32 (dd, J = 8.7, 1.8 Hz, 1H, 8'-H), 7.79 (d, J = 1.8 Hz, 1H, 6'-H); δ_{C} (100 MHz, CDCl₃) 30.6 (2'-CH₂), 34.9 (4'-CH₂), 37.9 (C), 39.0 (1'-CH₂), 80.6 (2,4-CH₂), 110.2 (9'-CH), 115.6 (C), 122.1 (6'-CH), 125.2 (8'-CH), 133.3, 144.5, 150.8 (C); HRMS (ESI) m/z [M + H]⁺, C₁₃H₁₄N₂O⁷⁹Br calcd. 293.0289, observed 293.0287.

4. Conclusions

The new spirocyclic oxetane fused system, 1',2'-dihydro-4'*H*-spiro[oxetane-3,3'-pyrido[1,2-*a*]benzimidazole] has been prepared through oxidative cyclization of the *o*-cycloalkylaminoacetanilide, where 2-oxa-7-azaspiro[3.5]nonane is the cycloamino substituent. Future work will focus on preparing quinone analogues for anti-cancer studies, as well as investigating conditions for the synthesis of the more strained tetracycle **2a**. The acetanilide containing 2-oxa-6-azaspiro[3.3]heptane system proved to be unstable under the presented oxidative cyclization conditions giving an intractable mixture. Research is on-going in the group to establish milder conditions for oxidative cyclizations of *o*-cyclic amine substituted anilines [15] and acetamides to give ring-fused benzimidazoles.

Supplementary Materials

Supplementary materials can be accessed at: <http://www.mdpi.com/1420-3049/20/08/13864/s1>.

Acknowledgments

Michael Gurry is funded by the College of Science, National University of Ireland Galway.

Author Contributions

Michael Gurry and Patrick McArdle performed experimental and X-ray crystallography work respectively. Fawaz Aldabbagh conceived the project and directed the research. All authors read and approved the manuscript.

Conflicts of Interest

The authors declare no conflict of interest.

References and Notes

1. Wuitschik, G.; Rogers-Evans, M.; Müller, K.; Fischer, H.; Wagner, B.; Schuler, F.; Polonchuk, L.; Carreira, E.M. Oxetane as promising modules in drug discovery. *Angew. Chem. Int. Ed.* **2006**, *45*, 7736–7739.
2. Wuitschik, G.; Carreira, E.M.; Wagner, B.; Fischer, H.; Parrilla, I.; Schuler, F.; Rogers-Evans, M.; Müller, K. Oxetanes in drug discovery: Structural and synthetic insights. *J. Med. Chem.* **2010**, *53*, 3227–3246.
3. Burkhard, J.A.; Wuitschik, G.; Rogers-Evans, M.; Müller, K.; Carreira, E.M. Oxetanes as versatile elements in drug discovery and synthesis. *Angew. Chem. Int. Ed.* **2010**, *49*, 9052–9067.
4. Wuitschik, G.; Rogers-Evans, M.; Buckl, A.; Bernasconi, M.; Märki, M.; Godel, T.; Fischer, H.; Wagner, B.; Parrilla, I.; Schuler, F.; *et al.* Spirocyclic oxetanes: Synthesis and properties. *Angew. Chem. Int. Ed.* **2008**, *47*, 4512–4515.
5. Fagan, V.; Bonham, S.; Carty, M.P.; Saenz-Méndez, P.; Eriksson, L.A.; Aldabbagh, F. COMPARE analysis of the toxicity of an iminoquinone derivative of the imidazo[5,4-*f*]benzimidazoles with NAD(P)H:quinone oxidoreductase 1 (NQO1) activity and computational docking of quinones as NQO1 substrates. *Bioorg. Med. Chem.* **2012**, *20*, 3223–3232.
6. Huang, Z.; Zhang, M.; Xiang, F. Preparation of 4-substituted and N-substituted piperidine-4-carboxylic acid ethyl ester. CN 101525313, 09 September 2009, Scifinder Scholar 2009:1117956.
7. Capet, M.; Levoine, N.; Berrebi-Bertrand, I.; Robert, P.; Schwartz, J.C.; Lecomte, J.M.; Aradhye, J.D.; Pillai, M.N.; Panchal, B.M.; Jivani, J.K.; *et al.* Dicarboxylic Acid Derivatives, Processes for Preparing Them, Pharmaceutical Compositions Containing Them, and Their Use as Sphingosine-1-Phosphate Receptor Agonists. WO 2008/152149, 18 December 2008, Scifinder Scholar 2008:1507568.
8. Allen, J.R.; Chen, J.J.; Frohn, M.J.; Hu, E.; Liu, Q.; Pickrell, A.J.; Rumfelt, S.; Rzasa, R.M.; Zhong, W. Preparation of Nitrogen Heterocyclic Compounds Useful as 3',5'-Cyclic Nucleotide-Specific Phosphodiesterase 10 (PDE10) Inhibitors. WO 2011/143365, 17 November 2011, Scifinder Scholar 2011:145609.

9. Kenis, S.; D'hooghe, M.; Verniest, G.; Thi, T.A.D.; The, C.P.; Nguyen, T.V.; de Kimpe, N. Synthesis of 1-alkyl-2-(trifluoromethyl)azetidines and their regiospecific ring opening toward diverse α -(trifluoromethyl)amines via intermediate azetidinium salts. *J. Org. Chem.* **2012**, *77*, 5982–5992.
10. Crystallographic data (excluding structure factors) have been deposited with the Cambridge Crystallographic Data Centre as supplementary publication CCDC 1408035 for **9a** and CCDC 1408036 for **2b**. These data can be obtained free of charge via http://www.ccdc.cam.ac.uk/data_request/cif (or from 12 Union Road, Cambridge CB2 1EZ, UK; Fax: +44 1223 336033; E-Mail: deposit@ccdc.cam.ac.uk).
11. Meth-Cohn, O.; Suschitzky, H. Syntheses of heterocyclic compounds. Part IV. Oxidative cyclisation of aromatic amines and their *N*-acyl derivatives. *J. Chem. Soc.* **1963**, 4666–4669.
12. Fahey, K.; Aldabbagh, F. Synthesis of seven- and eight-membered [1,2-*a*] alicyclic ring-fused benzimidazoles and 3-aziridinylazepino[1,2-*a*]benzimidazolequinone as a potential antitumour agent. *Tetrahedron Lett.* **2008**, *49*, 5235–5237.
13. Fagan, V.; Bonham, S.; McArdle, P.; Carty, M.P.; Aldabbagh, F. Synthesis and toxicity of new ring-fused imidazo[5,4-*f*]benzimidazolequinones and mechanism using amine *N*-oxide cyclizations. *Eur. J. Org. Chem.* **2012**, 1967–1975.
14. Chak, B.C.M.; McAuley, A. The synthesis and characterization of the pendant-armed ligand *N,N'*-bis(2'-pyridylmethyl)-1,7-dithia-4,11-diazacyclotetradecane (**L**₄) and crystal structures of **L**₄ and the copper(II) complex [Cu(**L**₄)](ClO₄)₂—Crystal structure of the nickel(II) complex of *N*-(2'-pyridylmethyl)-1,4,7-trithia-11-azacyclotetradecane (**L**₂), [Ni(**L**₂)(CH₃CN)](ClO₄)₂·CH₃CN. *Can. J. Chem.* **2006**, *84*, 187–195.
15. Gurry, M.; Sweeney, M.; McArdle, P.; Aldabbagh, F. One-pot hydrogen peroxide and hydrohalic acid induced ring closure and selective aromatic halogenation to give new ring-fused benzimidazoles. *Org. Lett.* **2015**, *17*, 2856–2859.

Sample Availability: Samples of all compounds are available from the authors upon request.

© 2015 by the authors; licensee MDPI, Basel, Switzerland. This article is an open access article distributed under the terms and conditions of the Creative Commons Attribution license (<http://creativecommons.org/licenses/by/4.0/>).