




# Physiotherapy service provision in a specialist adult cystic fibrosis service: A pre-post design study with the inclusion of an allied health assistant

Chronic Respiratory Disease  
Volume 18: 1–10  
© The Author(s) 2021  
Article reuse guidelines:  
sagepub.com/journals-permissions  
DOI: 10.1177/14799731211017895  
journals.sagepub.com/home/crd  


Kathleen Hall<sup>1,2,3</sup> , Lyndal Maxwell<sup>1</sup>, Robyn Cobb<sup>2,3</sup>,  
Michael Steele<sup>1,4</sup> , Rebecca Chambers<sup>2,3</sup>, Mark Roll<sup>3</sup>,  
Scott Cameron Bell<sup>3,5,6</sup> and Suzanne Kuys<sup>1</sup>

## Abstract

What is the impact of including an allied health assistant (AHA) role on physiotherapy service delivery in an acute respiratory service? A pragmatic pre-post design study examined physiotherapy services across two 3-month periods: current service delivery [P1] and current service delivery plus AHA [P2]. Clinical and non-clinical activity quantified as number, type and duration (per day) of all staff activity categorised for skill level (AHA, junior, senior). Physiotherapy service delivery increased in P2 compared to P1 ( $n = 4730$  vs  $n = 3048$ ). Physiotherapists undertook fewer respiratory ( $p < 0.001$ ) and exercise treatments ( $p < 0.001$ ) but increased reviews for inpatients ( $p < 0.001$ ) and at multidisciplinary clinics in P2 (56% vs 76%,  $p < 0.01$ ). The AHA accounted for 20% of all service provision. AHA activity comprised mainly non-direct clinical care including oversight of respiratory equipment use (e.g. supply, set-up, cleaning, loan audits) and other patient-related administrative tasks associated with delegation handovers, supervision and clinical documentation (72%), delegated supervision of established respiratory (5%) and exercise treatments (10%) and delegated exercise tests (3%). The AHA completed most of the exercise tests ( $n = 25$ ). AHA non-direct clinical tasks included departmental management activities (11%). No adverse events were reported. AHA inclusion in an acute respiratory care service changed physiotherapy service provision. The AHA completed delegated routine clinical and non-clinical tasks. Physiotherapists increased clinic activity and annual reviews. Including an AHA role offers sustainable options for enhancing physiotherapy service provision in acute respiratory care.

## Keywords

Allied health assistants, cystic fibrosis, physiotherapy, skill mix, scope of practice, delivery of healthcare

Date received: 12 February 2021; accepted: 23 April 2021

<sup>1</sup> School of Allied Health, Faculty of Health Sciences, Australian Catholic University, Banyo, Queensland, Australia

<sup>2</sup> Physiotherapy, The Prince Charles Hospital, Chermside, Queensland, Australia

<sup>3</sup> Adult Cystic Fibrosis Centre, The Prince Charles Hospital, Chermside, Queensland, Australia

<sup>4</sup> Nursing Research and Practice Development Centre, The Prince Charles Hospital, Chermside, Queensland, Australia

<sup>5</sup> Translational Research Institute, Woolloongabba, Queensland, Australia

<sup>6</sup> Children's Health Research Centre, The University of Queensland, Herston, Queensland, Australia

## Corresponding author:

Kathleen Hall, School of Allied Health, Faculty of Health Sciences, Australian Catholic University, 1100 Nudgee Road, Banyo, Queensland 4014, Australia.

Email: kathleen.hall@acu.edu.au



Creative Commons Non Commercial CC BY-NC: This article is distributed under the terms of the Creative Commons Attribution-NonCommercial 4.0 License (<https://creativecommons.org/licenses/by-nc/4.0/>) which permits non-commercial use, reproduction and distribution of the work without further permission provided the original work is attributed as specified on the SAGE and Open Access pages (<https://us.sagepub.com/en-us/nam/open-access-at-sage>).

## Introduction

People with cystic fibrosis (CF) are living longer, thereby increasing both patient numbers and complexity of care.<sup>1,2</sup> Demand for services will likely increase, with forecasts suggesting adults living with CF will increase by 75% between 2015 and 2025.<sup>3,4</sup> Notably these estimates don't incorporate predicted increases in survival associated with cystic fibrosis transmembrane conductance regulator modulator therapies.<sup>1</sup> Multidisciplinary and expert care is recommended by international guidelines for people with CF.<sup>5,6</sup> Previously we demonstrated the effect of limited physiotherapy staffing numbers and skill mix in a large tertiary CF centre, where current demand exceeded supply.<sup>7</sup> Key aspects of CF physiotherapy treatment (respiratory and exercise treatments) met recommended guidelines.<sup>7,8</sup> However, aspects of care such as exercise testing and detailed clinical care review did not.<sup>7,8</sup> Other adult CF services appear similarly under resourced to deliver adult CF care<sup>4</sup> and likely facing challenges to provide ongoing physiotherapy service delivery and future sustainability of care.<sup>1,4</sup>

Innovative strategies to manage increased service demand such as remodelling care delivery using allied health assistants (AHAs) have been recommended but not for people with CF.<sup>9–11</sup> AHAs are identified as potential cost-effective resources for health care delivery yet appear underutilised.<sup>12</sup> AHAs are well received by patients and can perform both clinical and non-clinical tasks,<sup>13,14</sup> thereby enabling allied health professionals to spend more time performing clinical care or other duties.<sup>15,16</sup> Comprehensive information about establishing AHA roles and changes to physiotherapy practice associated with such roles in an acute respiratory clinical setting has not been reported.<sup>17</sup>

We aimed to determine the impact of the inclusion of an AHA role on physiotherapy service delivery in an acute respiratory care setting (adult CF centre) in terms of service provision, scope of practice and skill mix changes.

## Materials and method

### Design

A pragmatic pre-post design study was conducted at an adult CF centre to examine the delivery of physiotherapy services across two 3-month periods: phase one (P1) [September–November 2015] and phase two

(P2) [April–June 2016]. Data collection periods were chosen to avoid peak holiday (December to January) and clinical demand (July to August) to minimise variations in patient demand and complexity between phases. Physiotherapy staffing in both phases comprised two full time equivalent permanent senior CF physiotherapists and two full time equivalent junior rotational physiotherapists. A full time equivalent AHA role was included in phase two staffing. A workforce redesign tool, the Calderdale Framework, was used for the development of the AHA role.<sup>17,18</sup>

The Calderdale framework engages staff in a staged systematic approach to reviewing skill mix and developing new roles.<sup>18,19</sup> A Calderdale Framework trainer used process tools<sup>18,20</sup> to facilitate seven 50-minute sessions during team meetings. AHAs and physiotherapists worked together to determine the clinical and non-clinical tasks to be included in the new AHA role. Detailed training resources for tasks identified as appropriate for delegation outlined competencies to be met by the AHA to deliver these tasks. Comprehensive AHA training was conducted by senior CF physiotherapists over a 2-month period following a taught, modelled, competent methodology.<sup>21</sup> Training covered direct and non-direct clinical tasks (Supplement 1 Table A). Clinical tasks included delegated 6-minute walk tests, and supervision of established inhalation therapy, airway clearance and routine exercise treatments for stable inpatients. Non-direct clinical tasks included oversight of respiratory equipment use (including supply, cleaning, audit of loans) and general administrative duties. Competency assessment, clinical governance processes, and procedures for delegation documentation and communication were developed.

All CF physiotherapy staff and the AHA completed a structured delegation training process, conducted during two team meetings using an online package.<sup>20</sup> Training outlined accountability and responsibility levels for both physiotherapists and AHAs when supervising and handing over clinical tasks to AHAs.<sup>15</sup> Once the AHA had demonstrated competency in the clinical tasks these were delegated to the AHA by physiotherapy staff.<sup>20,22</sup>

### Data collection

Physiotherapy services for adults with CF, both inpatient and outpatient, were quantified during weekdays (usual business hours). Staff recorded all direct and non-direct clinical and non-clinical activity to

quantify physiotherapy service delivery using a portable scanning system (Chappell Dean Pty Limited). Data included date, time, location (ward, clinics), activity type using a predetermined code list,<sup>7</sup> number and duration of each activity, and staffing level (junior, senior, AHA).

Clinical data were collected for all patients with CF admitted to the hospital across both phases. The number of admissions and number of people with CF attending multidisciplinary outpatient clinics were recorded over each phase. Number and details of documented clinical incidents or adverse events during any physiotherapy or AHA intervention were recorded using the hospital incident recording system<sup>23</sup> for each phase.

Staff and patient perceptions of the physiotherapy service during both phases were sought from all members of the specialist CF multidisciplinary team and all patients receiving physiotherapy care during both phases. Purpose designed surveys were developed and pilot tested with both participant groups. Patient surveys comprised<sup>24</sup> questions and staff surveys nine questions (Supplement 2). The surveys sought perceptions of the quality, effectiveness and accessibility of the physiotherapy service. A five-point Likert scale was used with open-ended response options to provide additional information. Surveys were distributed via email using a Survey Monkey link. All responses were anonymous.

### **Outcome measures**

The primary outcome was all clinical and non-clinical activity that contributed to the delivery of physiotherapy services. Physiotherapy services were described under three categories: service provision, scope of practice and skill level. Service provision was quantified as the numbers of inpatient admissions and outpatient attendances at multidisciplinary clinics. Scope of practice activity was quantified as number, type and duration (per day) of all staff activity, further categorised for skill level (AHA, junior, senior).<sup>7</sup> Adverse events were described in terms of type and number.

### **Data analysis**

Demographic, service provision, scope of practice and skill mix data were analysed descriptively. Fisher's exact tests were used to determine differences in service delivery, staff numbers and types of activities across phases. Independent t-tests were

conducted to compare the number of activities per day and duration of activity type on the days these activities occurred between phases for all staff and between junior and senior staff. Clinical and demographic information from surveys were analysed descriptively. Mann-Whitney U tests were conducted to compare survey responses between phases. Open-ended responses were collated. Significance was defined as p-value <0.05. SPSS v25 (IBM Corp., NY, USA) was used for all analyses.

## **Results**

### **Service provision**

In P1, there were 113 inpatient admissions and 385 patient attendances at multidisciplinary outpatient clinics (henceforth called clinics). In P2, there were 111 inpatient admissions and 352 patient attendances at clinics. All inpatients across both phases received direct clinical care by the physiotherapy service. Physiotherapists saw a higher proportion of attendees at clinics in P2 (268 (76%) vs 215 (56%), absolute risk difference 20% (95% confidence interval 13 to 27)).

### **Scope of practice**

Physiotherapy service activity (n, %) for all staff across the phases is described in Table 1. Overall, the physiotherapy service undertook more activity in P2 (n = 4730) compared to P1 (n = 3048).

### **Physiotherapist activity**

Activity undertaken by physiotherapists and AHA for both phases is presented in Table 2. Overall, the number and percentage of clinical care activities undertaken by physiotherapists across the two phases was similar (85 vs 81%) with some differences between phases for specific activities (Table 2). In P2, physiotherapists undertook fewer respiratory and exercise treatments and patient reviews increased from 79 to 342. Patient-related clinical administrative tasks such as documentation, handovers, attendance at ward rounds and discussions within the multidisciplinary team increased from 25% in P1 to 36% in P2. Activity associated with managing patients' equipment needs by the physiotherapists reduced in P2. Non-clinical care activities of research and management increased from P1 to P2. Teaching and training remained unchanged (Table 2).

**Table 1.** Number (% total activity) of clinical and non-clinical care activities by all staff (physiotherapists and AHAs) across phase one and two. Comparisons between phases for all staff (number (%)).

Activity	All Staff		Fishers exact test (p)
	Phase 1 n (%)	Phase 2 n (%)	
<i>Clinical care: Direct</i>			
Respiratory Treatment	1058 (35)	830 (18)	<0.001
Exercise Treatment	338 (11)	350 (7)	<0.001
Exercise Test	20 (1)	40 (1)	0.426
Multidisciplinary team clinics	215 (7)	268 (6)	0.01
Reviews	79 (3)	342 (7)	<0.001
Other Treatment <sup>###</sup>	29 (1)	20 (0)	<0.01
<b>Total direct clinical care</b>	<b>1739 (57)</b>	<b>1850 (39)</b>	
<i>Clinical care: Non-direct</i>			
Patient-related documentation, communication and management <sup>####</sup>	749 (25)	1796 (38)	<0.001
Equipment management <sup>#####</sup>	102 (3)	273 (6)	<0.001
<b>Total non-direct clinical care</b>	<b>851 (28)</b>	<b>2069 (44)</b>	
<b>Total clinical care</b>	<b>2590 (85)</b>	<b>3919 (83)</b>	
<i>Non-Clinical care</i>			
Management	326 (11)	587 (12)	0.037
Teaching & training	128 (4)	187 (4)	0.56
Research	4 (0)	37 (1)	<0.001
<b>Total non-clinical care</b>	<b>458 (15)</b>	<b>811 (17)</b>	
<b>Total Activity</b>	<b>3048</b>	<b>4730</b>	

Reviews include physiotherapy annual review assessment and/or detailed reviews of specific management; <sup>###</sup>Other includes routine musculoskeletal and incontinence management and other clinical care activity not covered in other categories; <sup>####</sup>Patient-related documentation and communication includes documentation of clinical care related to patients and all other clinical documentation related to patient care administration and other patient-related clinical activities (handovers, weekly patient review meetings) not covered in other categories; <sup>#####</sup>Equipment management includes time taken to manage (supply/setup/clean/order) patients respiratory/oxygen therapy equipment. Please refer to Hall K et al.<sup>7</sup> for a full description of activity code inclusions.

### AHA activity

The AHA completed 960 activities in P2, representing 20% of all physiotherapy service provision (Table 2). The majority was non-direct clinical care (n = 687, 72%), however delegated direct clinical activity including respiratory (n = 52, 5%) and exercise treatments (n = 93, 10%) occurred, contributing to the overall increase in numbers of exercise treatments undertaken by all staff in P2 (Table 2). The AHA completed 25 (3%) delegated exercise tests (Table 2).

### Time taken per activity by staff

Mean duration of each episode of activity per day for P1 and P2 for all staff is presented in Table 3. Time spent on respiratory treatments increased by 4 minutes per episode in P2. Less time was spent on documentation, management and communication activities per episode in P2 (Table 3). Time spent on remaining activity episodes didn't change (p > 0.05).

### Skill mix

Overall junior physiotherapists undertook similar number (Table 4) and duration (Supplement 1 Table B) of direct clinical care activities in both phases. Direct clinical care activity increased for the number of reviews, and junior physiotherapists commenced non-clinical teaching and training activity in P2. No research activity for junior physiotherapists occurred in either phase (Table 4).

Differences in most clinical care activities were observed for senior physiotherapists between phases (Table 4). In P2, senior physiotherapists completed fewer respiratory and exercise treatments, however spent longer time per episode compared to P1 (Supplement 1 Table B). Senior physiotherapists completed the same number of exercise tests in P2 (Table 4), though approximately 16 minutes longer was spent completing each test (Supplement 1 Table B). Senior physiotherapists increased the number of inpatient reviews completed per day from 1.0 (SD1.3)

**Table 2.** Number (% total activity) of clinical and non-clinical care activities undertaken by physiotherapists and AHA for each phase.

Activity	Phase 1	Phase 2	
	Physiotherapists n (%)	Physiotherapists n (%)	AHA n (%)
<i>Clinical care: Direct</i>			
Respiratory Treatment	1058 (35)	778 (21) ***	52 (5)
Exercise Treatment	338 (11)	257 (7) ***	93 (10)
Exercise Test	20 (1)	15 (0)	25 (3)
Multidisciplinary team clinics	215 (7)	268 (7) **	0
Reviews	79 (3)	342 (9) ***	0
Other Treatment	29 (1)	19 (1) *	1 (0)
<i>Total direct clinical care</i>	1739 (57)	1679 (45)	171 (18)
<i>Clinical care: Non-direct</i>			
Patient-related documentation, communication and management	749 (25)	1363 (36) ***	433 (45)
Equipment management	102 (3)	19 (1) ***	254 (26)
<i>Total non-direct clinical care</i>	851 (28)	1382 (37)	687 (72)
<i>Total clinical care</i>	2590 (85)	3061 (81)	858 (90)
<i>Non-Clinical care</i>			
Management	326 (11)	485 (13) *	102 (11)
Teaching & training	128 (4)	187 (5)	0
Research	4 (0)	37 (1) ***	0
<i>Total non-clinical care</i>	458 (15)	709 (19)	102 (11)
<b>Total Activity</b>	3048	3770	960

\*  $p < 0.05$ ; \*\*  $p = 0.01$ ; \*\*\*  $p < 0.001$ ,  $p$  values based on Fisher's exact  $t$  test of the difference between phases.

in P1 to 3.7 (SD2.9) in P2 (Table 4). There was no difference in number or duration of non-clinical care activities for teaching and training and management for senior physiotherapists. Senior physiotherapists undertook more research activity in P2 (Table 4).

### Safety

No clinical incidents or adverse events associated with any physiotherapy or AHA patient intervention were reported to the investigators nor through the hospital clinical incidents system (PRIME)<sup>23</sup> across P1 or P2.

### Perceptions of staff and patients

Eighteen (51%) and 17 (49%) staff responded to surveys during P1 and P2 respectively; 40% were allied health staff, 23% nursing and 29% medical staff. Sixty-three (35%) and 62 (36%) CF patients (53% male, 39% aged 36 years or older) receiving physiotherapy responded during P1 and P2 respectively. Staff (88%) were aware of the AHA working within the physiotherapy team during P2 reporting improved access to physiotherapy services for patients ( $p = 0.05$ ) and greater ability of senior physiotherapy staff to engage in

clinical care discussions and research ( $p < 0.05$ ). The AHA was involved in the care for approximately two-thirds (62%) of patients in P2, with 87% of respondents rating their physiotherapy care as good to excellent (Supplement 1 Figure A). In P1, 76% agreed or strongly agreed their physiotherapy care was effective with different staff involved in their care, which increased to 88% of respondents in P2 (Figure 1). Overall, written responses were few with no negative comments associated with the AHA delivering provision of care. Respondents indicated that the care was 'still a high standard' (participant X) and perceived the AHA as a 'good resource, interested and knowledgeable' (participant Y).

### Discussion

This study describes the successful development and incorporation of an AHA role in an acute CF physiotherapy service. This redesign was an innovative approach to address service provision challenges<sup>7</sup> associated with increasing age, numbers and complexity of care for adults with CF.<sup>1</sup> Redesigning health service delivery, where change is directed towards skill mix reconfiguration and optimising healthcare team

**Table 3.** Duration in minutes (mean (SD)) of each episode of activity per day of clinical and non-clinical care activities by all staff for each phase. Mean difference (95% confidence interval (CI)) between the two phases.

Activity	Duration of each episode of activity per day (mins)		
	Phase 1 Mean (SD)	Phase 2 Mean (SD)	Mean difference (95% CI) P2 minus P1
<i>Clinical care: Direct</i>			
Respiratory Treatment	34 (8)	38 (4)	4 (2 to 6)
Exercise Treatment	41 (7)	39 (6)	-2 (-4 to 0)
Exercise Test	32 (9)	35 (7)	3 (-2 to 8)
Multidisciplinary team clinics	51 (29)	53 (31)	2 (-11 to 14)
Reviews	42 (10)	41 (11)	-1 (-5 to 4)
Other Treatment	24 (6)	32 (13)	8 (1 to 16)
<i>Clinical care: Non-direct</i>			
Patient-related documentation, communication and management	25 (14)	10 (5)	-15 (-18 to -11)
Equipment management	27 (12)	36 (15)	9 (3 to 14)
<i>Non-Clinical care</i>			
Management	50 (37)	48 (12)	-2 (-12 to 8)
Teaching & training	49 (17)	40 (12)	-9 (-15 to -3)
Research	65 (17)	69 (65)	4 (-62 to 71)

**Table 4.** Number (mean (SD)) of clinical and non-clinical care activities per day undertaken by junior and senior physiotherapists across each phase.

Activity	Junior physiotherapists			Senior physiotherapists		
	Phase 1 Mean (SD)	Phase 2 Mean (SD)	Mean difference (95% CI) P2 minus P1	Phase 1 Mean (SD)	Phase 2 Mean (SD)	Mean difference (95% CI) P2 minus P1
<i>Clinical care: Direct</i>						
Respiratory treatment	8.3 (4.5)	9.5 (3.3)	1.3 (-0.1 to 2.7)	8.3 (8.5)	3.0 (2.8)	-5.3 (-7.5 to -3.0)
Exercise treatment	4.4 (2.1)	3.6 (2.0)	-0.8 (-1.5 to -0.1)	0.9 (1.2)	0.6 (0.7)	-0.3 (-0.7 to 0.0)
Exercise testing	0.2 (0.5)	0.2 (0.4)	0.0 (-0.2 to -0.1)	0.1 (0.4)	0.1 (0.2)	0.0 (-0.2 to 0.1)
Multidisciplinary team clinics	0.2 (0.9)	0.0 (0.1)	-0.2 (0.5 to -0.0)	3.1 (3.2)	4.3 (4.3)	1.2 (-0.2 to 2.5)
Reviews	0.2 (0.5)	1.9 (1.7)	1.6 (1.2 to 2.1)	1.0 (1.3)	3.7 (2.9)	2.8 (1.9 to 3.6)
Other treatment	0.4 (1.1)	0.3 (0.5)	-0.1 (-0.4 to -0.2)	0.1 (0.3)	0.0 (0.2)	0.0 (-0.1 to -0.1)
<i>Clinical care: Non-direct</i>						
Patient documentation/ communication/management	3.0 (3.7)	8.0 (4.5)	5.0 (3.8 to 6.2)	2.9 (5.5)	14.4 (10.1)	11.5 (8.7 to 14.3)
Equipment management	0.3 (0.6)	0.2 (0.5)	-0.2 (-0.4 to -0.0)	1.3 (2.7)	0.1 (0.4)	-1.1 (-1.8 to -0.4)
<i>Non-clinical care</i>						
Management	2.5 (2.0)	4.7 (1.7)	2.2 (1.5 to 2.8)	2.6 (2.1)	3.2 (1.7)	0.6 (-0.1 to 1.2)
Teaching and training	0*	1.1 (1.5)	1.1 (0.7 to 1.5)	2.0 (1.5)	1.9 (1.2)	-0.1 (-0.6 to -0.4)
Research	0*	0	<sup>a</sup>	0.1 (0.2)	0.6 (0.6)	0.5 (0.4 to 0.7)

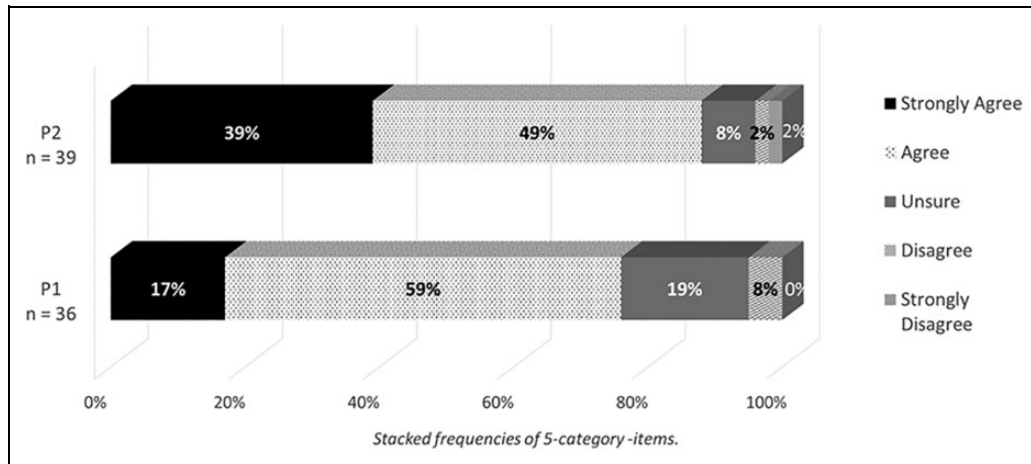
<sup>a</sup>t cannot be computed because there were no data for at least one of the groups.

\*Represents nil activity.

capabilities to increase workforce capacity and patient outcomes is well recognised.<sup>9,11,12,17,25</sup>

Overall access to physiotherapy services improved according to the multidisciplinary team. Additionally, more patients reported their care was

effective in the second phase of the study. Physiotherapists scope of practice incorporated more advanced skills such as patient reviews and research. In conjunction with delegation of suitable tasks to the AHA, physiotherapy service delivery moved



**Figure 1.** Perceived effectiveness of the physiotherapy care delivery in each phase of the study, rated on a five-category Likert-type scale. Mean ranks: 43 for P1 and 33 for P2, Mann-Whitney  $U = 508$ ,  $p = 0.024$ .

closer to benchmarking standards recommended in clinical practice guidelines, with increased exercise testing and physiotherapy activity in clinics.<sup>7,8</sup> These findings describe a redesigned acute care respiratory physiotherapy service with increased capability, comprising a new skill mix of an AHA and junior and senior physiotherapists. Similar service delivery models have been shown to improve patient outcomes.<sup>13,14,25</sup>

The AHA contributed 20% of overall physiotherapy service delivery with approximately 90% of their work providing direct and non-direct clinical care activity. Direct care included delegated respiratory and exercise treatments. In fact, most of the exercise tests in the P2 were completed by the AHA. Previous reports of AHAs providing acute hospital ward-based physiotherapy care include delegated strengthening and balance exercises and mobilisation occurring on rehabilitation, orthopaedic and general medical wards<sup>11,23</sup> and mobilisation of patients post abdominal surgery.<sup>26</sup> This is the first time AHA workloads have been quantified for specific acute respiratory physiotherapy treatments to our knowledge. Of note, no patients reported their quality of care was compromised.

As a likely consequence of the new AHA role, changes to physiotherapists' scope of practice occurred. Some exercise treatments and management of equipment appeared to shift to the AHA. Senior physiotherapists completed more patient reviews, increased activity within the clinics and for research. Junior physiotherapists undertook more advanced roles, including teaching and training, and

patient reviews. All physiotherapists increased their engagement in patient communication and management activity. Multidisciplinary team members felt the physiotherapy staff contributed more to clinical care discussions. Clinical guidelines endorse the importance of physiotherapists contributing to multidisciplinary team clinic and inpatient case meetings, research and education<sup>1,5,8,27</sup> thus an AHA role is a possible strategy to optimise this practice for physiotherapists.

Barriers to the successful implementation of an AHA role were considered in service redesign planning, particularly safety aspects associated with delivering respiratory care. Well documented barriers to successful AHA role development include pre-existing perceptions of both physiotherapists and AHAs about these roles.<sup>14,17</sup> Other barriers include lack of clarity regarding tasks being delegated, need for preparation and training, and an understanding by all staff about accountability and responsibility levels for treatments undertaken by the AHA, requiring supervision and delegation training for all staff.<sup>11,14,15,17,25</sup> To address these issues the Calderdale Framework<sup>19</sup> was used to develop the AHA role, with a focus on supporting skill mix redesign and mitigating potential risk. This workforce redesign tool has been successfully used in the implementation of AHA roles,<sup>28</sup> is patient-focused and engaged both AHAs and physiotherapists in developing the AHA role.<sup>19</sup>

It is likely therefore, that the positive implementation and practice outcomes reported can be attributed to the use of a comprehensive workforce development

tool. All staff appeared to be engaged in activity at appropriate scope, which included new delegated practices for the AHA and physiotherapy staff undertaking more advanced scope of practice activities required to deliver care to this complex patient group.<sup>11,17,19</sup>

An important aim of using the redesign tool was to mitigate potential risk. This appears to have been achieved. The delegated clinical treatments undertaken by the AHA in this study appear to be safe, with no major adverse clinical events reported in the hospital's clinical incident documentation system. Previous safety outcomes in acute care settings are only available for delegated exercise and mobility treatments for patients.<sup>26,29</sup> A recent systematic review supports our findings, reporting no increased risk of harm to patients associated with a broad range of delegated AHA treatments occurring in hospital and community centres.<sup>11</sup> We were unable to collect more extensive safety data (e.g. intermittent desaturation with exercise), and this should be included in future research.

Generalisability of our findings should be considered. Using the Calderdale Framework to inform the inclusion of the AHA role was a deliberate strategy to optimise outcomes for the new AHA role and overall service delivery. Other studies developing AHA roles have been less successful<sup>14,22</sup> and this may be due to insufficient planning and training for all team members. Findings from this study suggest that delegated clinical and non-clinical roles could be established in other centres with similar education and training strategies.

It is possible that some changes observed in physiotherapist activity for inpatients could be attributed to variations in the complexity of patients admitted to the CF centre across the two phases. There was no capacity to quantify patient complexity during each phase of the study. Variations in patient demand and complexity were minimised with data collection periods deliberately chosen to avoid peak holiday (December to January) and clinical demand (July to August). Additionally, data collection over a 3-month period may not have been long enough to fully account for changes to service delivery and physiotherapists scope of practice.

Finally, we acknowledge rapid changes to service delivery to adults with CF with the development of modulator therapies.<sup>1</sup> These changes were unlikely to impact workloads for physiotherapists at this centre during the study period. Modulator therapies are

demonstrating marked reductions in pulmonary exacerbations and consequent need for hospitalisation.<sup>30,31</sup> The incidence of obesity and metabolic syndrome are increasing.<sup>32,33</sup> This represents another role for delegated exercise testing and treatments. The COVID-19 pandemic has also affected models of care,<sup>34</sup> with increased use of virtual platforms to deliver physiotherapy and other services.<sup>35</sup> Care is being refocused to outpatient and virtual models.<sup>33,34</sup> Establishing an AHA role that can perform safely delegated clinical tasks and potentially, many of the administrative tasks associated with virtual and face to face appointments, suggests even greater opportunity for this role to support current CF physiotherapy service provision.

This study describes the scope of practice undertaken by an AHA and the resultant changes to physiotherapy service provision within an adult CF centre. The AHA completed delegated clinical tasks such respiratory and exercise treatments and most of the exercise tests. AHA non-direct clinical care included managing equipment and patient-related administration activities. Physiotherapist activity and scope of practice changed, associated with provision of increased complex clinical care, including increased activity in the clinics and undertaking annual reviews. Physiotherapists also increased patient communication, management and research activity. Importantly, there were no safety issues reported. Critical to the successful establishment of the AHA role was the use of a workforce redesign tool to engage, develop, and train both the physiotherapists and the AHA in appropriate and safe delegation practices. There is potential for an AHA to enhance service delivery in other acute respiratory physiotherapy services.

## Contribution of the paper

- A dedicated allied health assistant can complete routine delegated clinical and non-clinical tasks in an acute respiratory care setting.
- Consequently, physiotherapy scope of practice can shift towards the provision of increased complex clinical care and communication, management and research activity.
- Critical to establishing an AHA role is the use of a comprehensive process to engage, develop, train and educate both physiotherapists and AHA's in effective and safe delegation activity.



## Acknowledgements

The authors wish to sincerely thank the following people for their assistance with this study: Anthony Fish for his guidance and expertise in ABC data collection and management, Trent Donnelley for his expert physiotherapy care and to all other physiotherapists involved in the CF service during the study period

## Declaration of conflicting interests

The author(s) declared no potential conflicts of interest with respect to the research, authorship, and/or publication of this article.



## Ethical approval

The Prince Charles Hospital Human Research Ethics Committee, Metro North Hospital and Health Service (HREC/25/QPCH/68) and Australian Catholic University's Human Research Ethics Committee(s) (2017-51N) approved this study.

## Funding

The author(s) disclosed receipt of the following financial support for the research, authorship, and/or publication of this article: This research was supported by a Queensland Health Allied Health Research Scheme Grant (2015-2017).

## ORCID iDs

Kathleen Hall  <https://orcid.org/0000-0001-9607-0043>  
Michael Steele  <https://orcid.org/0000-0001-9628-3057>

## Supplemental material

Supplemental material for this article is available online.

## References

- Bell S, Mall M, Gutierrez H, et al. The future of cystic fibrosis care: a global perspective. *Lancet Respir Med* 2020; 8(1): 65–124.
- Cystic Fibrosis Australia 2017 Australian cystic fibrosis data registry (pdf file) [www.cysticfibrosis.org.au/dataregistry](http://www.cysticfibrosis.org.au/dataregistry) (2017, accessed 12 December 2019).
- Burgel P, Bellis G, Olesen H, et al. Future trends in cystic fibrosis demography in 34 European countries. *Eur Respir J* 2015; 46(1): 133–141.
- Madge S, Bell S, Burgel P, et al. Limitations to providing adult cystic fibrosis care in Europe: results of a care centre survey. *J Cyst Fibros* 2017; 16(1): 85–88.
- Castellani C, Duff A, Bell S, et al. ECFS best practice guidelines: the 2018 revision. *J Cyst Fibros* 2018; 17(2): 153–178.
- Bell S, Robinson P and Fitzgerald D. Cystic fibrosis standards of care, Australia 2008 (pdf file) [http://www.thoracic.org.au/journalpublishing/command/download\\_file/id/20/filename/CF\\_standardsofcare\\_Australia\\_2008.pdf](http://www.thoracic.org.au/journalpublishing/command/download_file/id/20/filename/CF_standardsofcare_Australia_2008.pdf). (2008, accessed 12 December 2019).
- Hall K, Maxwell L, Cobb R, et al. Benchmarking service provision, scope of practice, and skill mix for physiotherapists in adult cystic fibrosis care delivery. *Physiother Theory Pract* 2020; 12: 1–7.
- Daniels T, Morrison L, Harnett N, et al. Standards of care and good clinical practice for the physiotherapy management of cystic fibrosis (pdf) (2017) <https://www.cysticfibrosis.org.uk/the-work-we-do/resources-for-cf-professionals/consensus-documents> (accessed 30 June 2020).
- Somerville L, Davis A, Milne S, et al. Exploration of an allied health workforce redesign model: quantifying the work of allied health assistants in a community workforce. *Aust Health Rev* 2018; 42(4): 469–474.
- Schwarz M, Ward E, Cornwell P A, et al. Delegation models in dysphagia management: current policy, clinical perceptions and practice patterns. *Int J Speech-Lang* 2020; 22(2): 163–173.
- Snowdon D, Storr B, Davis A, et al. The effect of delegation of therapy to allied health assistants on patient and organisational outcomes: a systematic review and meta-analysis. *BMC Health Serv Res* 2020; 20(1): 1–6.
- Duckett S, Breadon P and Farmer J. *Unlocking skills in hospitals: better jobs, more care*. Grattan Institute (report). <https://grattan.edu.au/wp-content/uploads/2014/05/810-unlocking-skills-in-hospitals.pdf> (2014, accessed 10 October 2019).
- Lizarondo L, Kumar S, Hyde L, et al. Allied health assistants and what they do: a systematic review of the literature. *J Multidiscip Healthc* 2010; 3: 143.
- Munn Z, Tufanaru C and Aromataris E. Recognition of the health assistant as a delegated clinical role and their inclusion in models of care: a systematic review and meta-synthesis of qualitative evidence. *Int J Evid Based Healthc* 2013; 11(1): 3–19
- Stanhope J and Pearce C. Role, implementation, and effectiveness of advanced allied health assistants: a systematic review. *J Multidiscip Healthc* 2013; 6: 423.
- Nancarrow S and Mackey H. The introduction and evaluation of an occupational therapy assistant practitioner. *Aust Occup Ther J* 2005; 52(4): 293–301.
- Sarigiannis P, Jowett S, Saunders B, et al. Delegation by allied health professionals to allied health assistants: a mixed methods systematic review.

- Physiotherapy* 2020. Advanced online publication available from October 2020.
18. Allied Health Professions Office of Queensland. *The Calderdale framework (pdf)* [https://www.health.qld.gov.au/\\_data/assets/pdf\\_file/0030/149655/calderdale-framework.pdf](https://www.health.qld.gov.au/_data/assets/pdf_file/0030/149655/calderdale-framework.pdf) (2016, accessed 19 December 2019)
  19. Smith R and Duffy J Developing a competent and flexible workforce using the Calderdale framework. *Int J Ther Rehabil* 2010; 17(5): 254–262.
  20. Allied Health Professions Office of Queensland. Allied health assistants framework. [https://www.health.qld.gov.au/\\_data/assets/pdf\\_file/0017/147500/ahaframework.pdf](https://www.health.qld.gov.au/_data/assets/pdf_file/0017/147500/ahaframework.pdf) (2016, accessed 19 December 2019).
  21. Aggarwal R, Mytton O, Derbrew M, et al. Training and simulation for patient safety. *BMJ Qual Saf* 2010; 19(2): i34–43.
  22. Stute M, Hurwood A, Hulcombe J, et al. Defining the role and scope of practice of allied health assistants within Queensland public health services. *Aust Health Rev* 2013; 37(5): 602–606.
  23. Best practice guide to clinical incident management. *Queensland government (pdf)* <https://clinicalexcellence.qld.gov.au/sites/default/files/2018-01/clinicalincidentguide.pdf> (2017, accessed 10 October 2019).
  24. Mudge A, McRae P and Cruickshank M. Eat walk engage: an interdisciplinary collaborative model to improve care of hospitalized elders. *Am J Med Qual* 2015; 30(1): 5–13.
  25. Somerville L, Davis A, Elliott A, et al. Building allied health workforce capacity: a strategic approach to workforce innovation. *Aust Health Rev* 2015; 39(3): 264–270.
  26. Boden I. Allied health assistants can safely and effectively provide early ambulation following major upper abdominal surgery (*Australian physiotherapy association conference paper*) (2015) [http://www.physiotherapy.asn.au/Conference2015/Program/ebook/Conference/Program/E-Handbook\\_and\\_Abstract\\_Book.aspx?hkey=6eef3257-d264-4e24-b82f-90b7418f6f7e](http://www.physiotherapy.asn.au/Conference2015/Program/ebook/Conference/Program/E-Handbook_and_Abstract_Book.aspx?hkey=6eef3257-d264-4e24-b82f-90b7418f6f7e) (accessed 30 June 2020).
  27. Nobili R, Duff A, Ullrich G, et al. Guiding principles on how to manage relevant psychological aspects within a CF team: interdisciplinary approaches. *J Cyst Fibros* 2011; 10(2): S45–52.
  28. Nancarrow S, Moran A, Wiseman L, et al. Assessing the implementation process and outcomes of newly introduced assistant roles: a qualitative study to examine the utility of the Calderdale framework as an appraisal tool. *J Multidiscip Healthc* 2012; 5: 307.
  29. Jones C, Lowe A, MacGregor L, et al. A randomised controlled trial of an exercise intervention to reduce functional decline and health service utilisation in the hospitalised elderly. *Australas J Ageing* 2006; 25(3): 126–133.
  30. Bessonova L, Volkova N, Higgins M, et al. Data from the US and UK cystic fibrosis registries support disease modification by CFTR modulation with ivacaftor. *Thorax* 2018; 73(8): 731–740.
  31. Volkova N, Moy K, Evans J, et al. Disease progression in patients with cystic fibrosis treated with ivacaftor: data from national US and UK registries. *J Cyst Fibros* 2020; 19(1): 68–79.
  32. Litvin M, Yoon JC, Casella JL, et al. Energy balance and obesity in individuals with cystic fibrosis. *J Cyst Fibros* 2019; 18(2): S38–47.
  33. Litvin M and Yoon JC. Nutritional excess in cystic fibrosis: the skinny on obesity. *J Cyst Fibros* 2020; 19(1): 3–5.
  34. Davies J. Cystic fibrosis perspective: care in the age of COVID-19. *Nature* 2020; 583: S15.
  35. Compton M, Soper M, Reilly B, et al. A feasibility study of urgent implementation of cystic fibrosis multidisciplinary telemedicine clinic in the face of COVID-19 pandemic: single-center experience. *Telemed J E Health* 2020; 26(8): 978–984.