



A Comprehensive Review of Contemporary Literature for Epidermal Growth Factor Receptor Tyrosine Kinase Inhibitors in Non-Small Cell Lung Cancer and Their Toxicity

This article was published in the following Dove Press journal:
Lung Cancer: Targets and Therapy

Chung-Shien Lee ^{1,2}
Sandhya Sharma³
Emily Miao⁴
Cheryl Mensah⁵
Kevin Sullivan²
Nagashree Seetharamu ²

¹Department of Clinical Health Professions, St. John's University, College of Pharmacy and Health Sciences, Queens, NY 11439, USA; ²Division of Medical Oncology and Hematology, Northwell Health Cancer Institute, Donald and Barbara Zucker School of Medicine at Hofstra/Northwell, Lake Success, NY 11042, USA; ³Department of Hematology and Oncology, Denver Health, Denver, CO 80204, USA; ⁴Albert Einstein College of Medicine, Bronx, NY, USA; ⁵Weill Cornell School of Medicine, Department of Hematology and Oncology, Weill Cornell of Medicine, New York, NY, USA

Correspondence: Nagashree Seetharamu
Division of Medical Oncology and Hematology, Northwell Health Cancer Institute, Donald and Barbara Zucker School of Medicine at Hofstra/Northwell, 450 Lakeville Road, Lake Success, NY 11042, USA
Tel +1 516-734-8855
Email nseetharamu@northwell.edu

Abstract: Mutations in the epidermal growth factor receptor (EGFR) are common amongst those with non-small cell lung cancer and represent a major factor in treatment decisions, most notably in the advanced stages. Small molecule tyrosine kinase inhibitors (TKIs) that target the EGFR, such as erlotinib, gefitinib, icotinib, afatinib, dacomitinib and osimertinib, have all shown to be effective in this setting. Osimertinib, a third-generation EGFR TKI, is a favorable option, but almost all patients develop resistance at some time point. There are no effective treatment options for patients who progress on osimertinib, but ongoing trials will hopefully address this unmet need. The aim of this review is to provide a comprehensive review of the data with EGFR TKIs, management of the toxicities and the ongoing trials with this class of agents.

Keywords: non-small cell lung cancer, epidermal growth factor receptor, tyrosine kinase inhibitor

Introduction

Lung cancer remains the deadliest form of cancer in the United States (US), accounting for a quarter of cancer mortality and the second most common cancer diagnosed in 2020.¹ Lung cancer mortality has been declining due to efforts of tobacco use reduction, increased awareness of the health detriments related to smoking, comprehensive tobacco control programs and screening. While the incidence of tobacco-related lung cancer has been declining, there has been an increase in lung cancer incidence in never or light smokers.^{2,3}

We now know that lung cancer is a heterogeneous disease. In the past, treatment decisions were primarily dependent on histological classifications such as small cell and non-small cell lung cancer (NSCLC); and within NSCLC, adenocarcinoma, squamous cell, large cell neuroendocrine, pleomorphic, large cell neuroendocrine and undifferentiated carcinoma. While we still incorporate histologic information in decision-making, treatment algorithms today, particularly for non-squamous NSCLC, are heavily dependent on molecular profiling of tumors since many of them harbor driver genetic alterations such as mutations in the *epidermal growth factor receptor (EGFR)* and *BRAF* genes, and rearrangements of the *anaplastic lymphoma kinase (ALK)* gene and *ROS1* genes that can be targeted with effective medications.^{4,5}

The focus of this review is targeting *EGFR* mutations in NSCLC with tyrosine kinase inhibitors (TKIs). *EGFR* is a member of the ErbB tyrosine kinase receptor family and is overexpressed in several cancers such as that of lung and breast.⁶ Mutations or overexpression of these receptors lead to inappropriate activation of the *MAPK* pathway, and eventually, uncontrolled cell proliferation. In NSCLC, *EGFR* mutations are predominantly seen in adenocarcinoma but are sometimes seen in other subtypes such as large cell and squamous cell carcinoma.^{7,8} *EGFR* has an extracellular binding domain, trans-membrane segment, and cytoplasmic tyrosine kinase domain.⁹ When ligand binds to the extracellular binding domain, *EGFR* activates, dimerizes, and autophosphorylates the tyrosine kinase domain. This phosphorylation initiates signaling of downstream pathways involved in cell growth. *EGFR* mutations in NSCLC are located on exons 18 through 21, which encode the ATP binding site of the tyrosine kinase domain.⁸ Specifically, 45% have deletion in exon 19 and 40% contain a L858R point mutation in exon 21. Other less common mutations include exon 19 insertions, p.L861Q, p.G719X and p.S768I and exon 20 insertions.^{10,11} Sensitizing *EGFR* mutations have been found in up to 50% of Asian patients and about 10% of Caucasian patients.¹² The majority of patients with *EGFR* mutations have never smoked or were former light smokers. Over the last two decades, small kinase inhibitors targeting *EGFR* have made their way into clinic and transformed the treatment paradigm in subsets of metastatic lung cancer. In this comprehensive review, we look to describe current landscape of *EGFR* TKIs and take the readers through various generations of these agents. [Table 1](#) summarizes currently approved *EGFR* TKIs.^{13–17} [Figure 1](#) summarizes the timeline of events regarding *EGFR* treatment.^{18–22}

First-Generation *EGFR* TKI Gefitinib

Gefitinib is a selective, reversible inhibitor of *EGFR* tyrosine kinase that binds to the adenosine-triphosphate binding site. Four notable clinical trials were conducted in Asian patients: IPASS, First-SIGNAL, WJTOG-3405, and NEJ002.^{23–26} The Iressa Pan-Asian Study (IPASS) was a Phase III trial that showed the predictive benefit of *EGFR* mutations in metastatic NSCLC. Patients in this study were untreated East Asian patients with advanced NSCLC and were either nonsmokers or former light smokers. They were randomized 1:1 to receive gefitinib

250 mg daily or carboplatin and paclitaxel. A total of 1217 patients were randomized with 261 harboring an *EGFR* mutation. Approximately half (53.6%) had exon 19 deletions, 111 (42.5%) had a mutation at exon 21 (L858R), 11 (4.2%) had a mutation at exon 20 (T790M), and 10 (3.8%) had other mutations. The final results reported improved progression-free survival (PFS) with gefitinib compared to standard platinum-based doublet chemotherapy. Notably, the PFS was driven by the *EGFR* mutation subgroup, which was significantly longer in the gefitinib than the chemotherapy group [hazard ratio (HR)=0.48; 95% CI, 0.36 to 0.64; p<0.001]. PFS was also shorter in the gefitinib group than in the chemotherapy group (HR=2.85; 95% CI, 2.05 to 3.98; p<0.001). Additionally, patients with *EGFR* mutations had improved objective response rate (ORR), reduced toxic effects, and improved quality of life.²³

First-SIGNAL, NEJ002, and WJTOG-3405 trials involving gefitinib further reaffirmed the higher ORRs and prolonged PFS in patients harboring *EGFR* mutations (See [Table 2](#)).^{24–26} These studies established the significance of the *EGFR* driver mutation and upfront molecular testing. Furthermore, the studies that compared gefitinib to chemotherapy showed no differences in overall survival (OS) despite prolonged PFS, and this may have been due to the cross-over effect.⁴⁶ It was initially approved by the United States Food and Drug Administration (US FDA) in 2003 as a third-line option for NSCLC after progression on platinum and taxane chemotherapy irrespective of mutational status. This drug was then withdrawn from the market in 2012 and reapproved in 2013 as a first-line treatment option for patients with a sensitive *EGFR* mutation.

Gefitinib has also shown to benefit as adjuvant therapy for those with completely resected *EGFR*-mutant stage II–IIIA NSCLC. Two hundred and twenty-two patients were randomized to receive either gefitinib or vinorelbine and cisplatin in a 1:1 fashion in China. Median disease-free survival (DFS) was significantly longer with gefitinib compared with vinorelbine and cisplatin: 28.7 months (95% CI, 24.9 to 32.5) and 18.0 months (95% CI, 13.6 to 22.3), respectively, with a 40% reduction in risk (HR=0.60, 95% CI, 0.42 to 0.87; p=0.0054). Patients in the gefitinib group also had less toxicity and improved quality of life.⁴⁷ Although gefitinib is not approved for adjuvant therapy in the US, there is evidence for its use in this setting.

Table 1 Epidermal Growth Factor Receptor Inhibitors

Drug Name	Dose	Mechanism	Administration	FDA Approved NSCLC Indication	Acid Suppressive Therapy Interactions			Metabolism/Transport Effects		
					PPI	H2RA	Antacids	Substrate	Inhibitor	Inducer
Afatinib ¹³	40 mg once daily	Covalently binds to EGFR (ErbB1), HER2 (ErbB2), and HER4 (ErbB4) to irreversibly inhibit tyrosine kinase autophosphorylation and downregulate ErbB signaling	Take on empty stomach	First-line treatment of metastatic NSCLC in patients whose tumors have nonresistant EGFR mutations as detected by an approved test. Treatment of previously treated metastatic squamous cell NSCLC that has progressed following platinum-based chemotherapy.	N/A	N/A	N/A	BCRP, PGP	N/A	N/A
Erlotinib ¹⁴	150 mg once daily	Reversibly inhibits overall HER1/EGFR tyrosine kinase activity	Take on empty stomach	Treatment of metastatic NSCLC in tumors with EGFR exon 19 deletions or exon 21 (L858R) substitution mutations as detected by an approved test either as first-line, maintenance, or as second or greater line treatment after progression following at least 1 prior chemotherapy regimen	Avoid use	Take 10 hours after and ≥ 2 hours before	Separate several hours	CYP3A4, CYP1A2	N/A	N/A
Gefitinib ¹⁵	250 mg once daily	Reversibly inhibits kinase activity of wild-type and select activation mutations of EGFR	Take with or without food. If unable, to swallow tablet whole, place tablet in 120–240 mL water and stir for 15 minutes and immediately drink liquid.	First-line treatment of metastatic NSCLC in tumors EGFR exon 19 deletions or exon 21 (L858R) substitution mutations as detected by an approved test	Take 12 hours before or after	Take 6 hours before or after	N/A	CYP2D6, CYP3A4, BCRP	N/A	N/A
Osimertinib ¹⁶	80 mg once daily	Irreversible EGFR TKI which binds to select mutant forms of EGFR, including T790M, L858R, and exon 19 deletion at lower concentrations than wild-type	Take with or without food	Treatment of EGFR T790M mutation-positive NSCLC, as detected by an approved test, in patients who have progressed on or after EGFR tyrosine kinase inhibitor therapy	N/A	QTc	N/A	CYP3A4, BCRP, PGP	BCRP, PGP	N/A
Dacomitinib ¹⁷	45 mg once daily	Irreversible EGFR TKI which targets HER-1, HER-2, and HER-4 receptors	Take with or without food	First-line treatment of patients with metastatic NSCLC with EGFR exon 19 deletion or exon 21 L858R substitution mutations as detected by an approved test	Avoid use	Take ≥6 hours before or 10 hours after	N/A	CYP2D6	CYP2D6	N/A

Abbreviations: BCRP, breast cancer resistance protein; CYP, cytochrome P450; EGFR, epidermal growth factor receptor; NSCLC, non-small cell lung cancer; N/A, not applicable; PGP, P-glycoprotein; TKI, tyrosine kinase inhibitors.

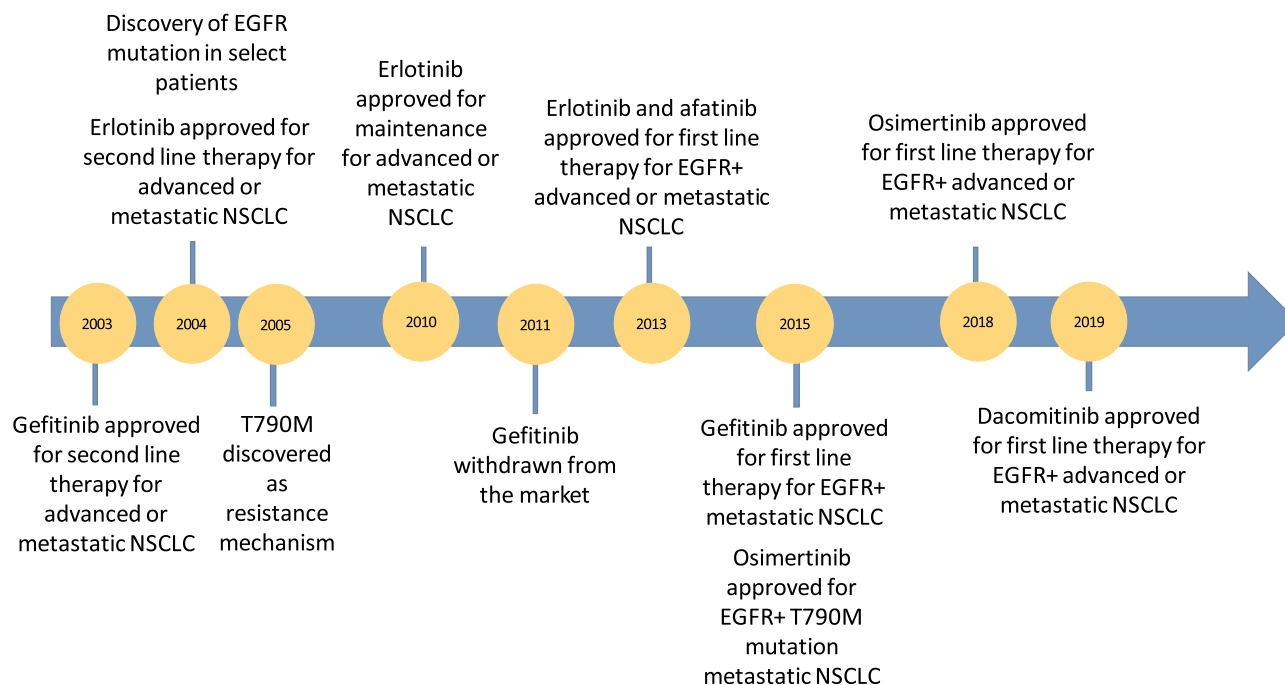


Figure 1 Epidermal growth factor receptor timeline.

Erlotinib

Erlotinib is a reversible first-generation *EGFR* TKI that is FDA-approved for patients harboring *EGFR* exon 19 deletion and exon 21 L858R mutations in the first-line, maintenance, and second-line settings.^{14,29-32,48} Prior to 2004, treatment options for metastatic NSCLC were limited to chemotherapy irrespective of presence of genetic drivers. Erlotinib's approval was based on key trials, which found improvement in PFS, but not OS when compared to chemotherapy.⁴ The OPTIMAL study was a phase III study performed in *EGFR* mutated, metastatic NSCLC Chinese patients who were randomized to erlotinib alone versus combination carboplatin/gemcitabine chemotherapy. Baseline characteristics were similar amongst the two groups. The patients in the erlotinib arm had improved PFS compared to the chemotherapy arm (13.1 vs 4.6 months; HR=0.16, 95% CI, 0.19 to 0.26; $p<0.0001$) and the PFS benefit was seen across all subgroups. Patients in the erlotinib arm also had a lower rate of dose reduction and treatment discontinuation.³⁰ The EURTAC study was a randomized trial that compared erlotinib to chemotherapy in non-Asian patients with metastatic NSCLC. Patients with *EGFR* exon 19 deletion or exon 21 L858R mutations and Stage IIIB disease with pleural effusion or Stage IV disease were enrolled. Participants were

randomized to daily oral erlotinib or chemotherapy. The study found improved PFS in the erlotinib arm compared to chemotherapy (9.7 vs 5.2 months; HR=0.37, 95% CI, 0.25 to 0.54; $p<0.0001$). Like previous trials, there was no significant difference in OS between the two groups. The most common adverse effects (AEs) in the erlotinib group were rash, diarrhea, and transaminitis.²⁹ This was the primary trial that demonstrated that non-Asian patients could also benefit from upfront *EGFR* TKI treatment. Erlotinib is currently approved for the treatment of metastatic NSCLC with *EGFR* exon 19 deletions or exon 21 (L858R) substitution mutations as first-line, maintenance, or as second or greater line treatment after progression following ≥ 1 prior chemotherapy regimen.¹⁴

Icotinib

Icotinib is another first-generation *EGFR* TKI that is approved only in China for treatment of advanced NSCLC. The approval was based on the ICOGEN study, a randomized, double-blind phase III non-inferiority trial that enrolled patients with advanced NSCLC who had not responded to one or more platinum-based chemotherapy regimens, regardless of presence of *EGFR* mutation. Patients received icotinib 125 mg three times daily or gefitinib 250 mg once daily until disease progression or unacceptable toxicity. The PFS results deemed icotinib to

be non-inferior to gefitinib (HR=0.84, 95% CI, 0.67 to 1.05) with a median PFS of 4.6 vs 3.4 months, respectively.⁴⁴ Given the non-inferior results when compared to icotinib, the CONVINC trial further sought to assess the efficacy and safety of first-line icotinib versus cisplatin/pemetrexed plus pemetrexed maintenance in *EGFR* positive NSCLC. Two-hundred eighty-five patients with stage IIIB/IV lung adenocarcinoma and a positive *EGFR* mutation were enrolled to receive either icotinib or 3-week cycles of cisplatin/pemetrexed for up to four cycles. PFS was found to be significantly longer in the icotinib group (11.2 vs 7.9 months; HR=0.61, 95% CI, 0.43 to 0.87; $p=0.006$) and no significant OS differences were observed between treatments in the overall population or in the *EGFR*-mutated subgroups.⁴⁵

First-generation TKIs are generally considered to have similar efficacy and toxicity profile. Some meta-analyses have combined studies involving these agents such as one by Lee and colleagues, who compared the OS of gefitinib or erlotinib compared to chemotherapy for *EGFR* mutation-positive lung cancer. In this meta-analysis, the crossover rate was 71.1% and 64.0% for chemotherapy and *EGFR* TKI cohorts in patients with the exon 19 deletion, respectively. In patients in the exon 21 L858R subgroup, the crossover rate was 77.2% and 67.7%, respectively.⁴⁶

Second-Generation *EGFR* TKI Afatinib

Afatinib is a second-generation *EGFR* TKI that covalently and irreversibly binds to conserved cysteine residues of *EGFR*, *HER2*, *HER4*, and *ErB-4's* catalytic domains. It inhibits tyrosine kinase activity until the synthesis of new receptors, suggesting superior *EGFR* inhibition compared to the first-generation TKIs.⁴⁹ In fact, afatinib was first developed to address secondary mutations, specifically T790M, that occur after initial treatment with front-line *EGFR* TKI with activity against *HER2*, *HER4*, and *EGFR*-mutant NSCLC. Afatinib did not have significant activity against T790M in clinical trials but has shown significant activity against sensitive *EGFR* mutations.^{33–38} The LUX-LUNG 3 (LL3) and LUX-LUNG 6 (LL6) trials led to the current FDA-approved indication for first-line metastatic NSCLC with *EGFR* exon 19 deletion and exon 21 L858R substitutions.^{34,35} In addition, afatinib is approved for metastatic squamous lung cancer patients who progressed after platinum-based therapy.¹³

A pooled analysis of the phase III randomized LL3 and LL6 trials demonstrated an OS benefit with afatinib compared to combination chemotherapy in patients with *EGFR* mutation-positive metastatic NSCLC. Notably, the OS benefit was driven by the exon 19 deletion afatinib subgroup in both trials. In LL3, the median OS was 33.3 months (95% CI, 26.8 to 41.5) in the afatinib group compared to 21.1 months (95% CI, 16.3 to 30.7) in the chemotherapy group in those with deletion 19 (HR=0.54, 95% CI 0.36 to 0.79; $p=0.0015$). In the LL6 trial, median OS was 31.4 months vs 18.4 months in the afatinib and chemotherapy groups, respectively (HR=0.64, 95% CI 0.44 to 0.94, $p=0.023$).⁵⁰ There were no significant differences observed in the L858R mutation subgroup, which underscores different biological properties and prognoses between the different *EGFR* mutation subtypes.

Given the many first and second-generation *EGFR* TKIs to choose from, there have been several head-to-head trials evaluating their efficacy and superiority when compared to other TKIs. The results of the LUX-LUNG trials demonstrate that afatinib has improved PFS compared to first-generation reversible TKIs in certain settings.^{36,38} The LUX-LUNG 7 was an international, multi-center Phase 2B clinical trial that randomized 319 treatment-naïve patients with stage IIIB/IV NSCLC to afatinib or gefitinib in 1 to 1 fashion. All patients had centrally confirmed *EGFR* exon 19 deletion or L858R substitution. Median PFS was statistically significantly longer in the afatinib arm compared to the gefitinib arm; 11.0 vs 10.9 months, respectively (HR=0.73, 95% CI, 0.57 to 0.95; $p=0.017$). Median time to treatment failure (TTF) was also significantly longer in the afatinib group: 13.7 months and 11.5 months, respectively (HR=0.73, 95% CI, 0.58 to 0.92; $p=0.0073$). The most common AEs including diarrhea and rash were higher in the afatinib arm, but the frequency of discontinuation was similar between both groups.³⁶

LUX-LUNG 8 was another head-to-head comparison of *EGFR* TKIs. This open-label, phase III trial evaluated the efficacy of afatinib and erlotinib in patients with advanced squamous cell lung carcinoma who progressed after four cycles of platinum-based chemotherapy. Although sensitizing *EGFR* mutations are found in less than 5% of squamous cell cancer, previous data have shown that these patients respond to *EGFR* inhibitors irrespective of *EGFR* mutation status. This responsiveness is believed to be related to the *EGFR* overexpression, which occurs in up to 82% of squamous cell cancers.³⁸

In the LUX-LUNG 8 trial, afatinib was found to have a modest, but statistically significant benefit over erlotinib with PFS of 2.4 vs 1.9 months, respectively; HR=0.82 (95% CI, 0.68 to 1.00); $p=0.0427$ and OS of 7.9 vs 6.8 months, respectively; HR=0.81 (95% CI, 0.69 to 0.95); $p=0.0077$. However, patients in the afatinib arm had more reported AEs including diarrhea, stomatitis, and rash. *EGFR* testing was not mandated for this study and thus, was only present in six percent of the population.³⁸ Based on these studies, the FDA granted approval of afatinib as front-line treatment for patients with *EGFR*-mutated metastatic NSCLC and for patients with metastatic squamous NSCLC who had progressed after platinum-based chemotherapy.¹³

Dacomitinib

Dacomitinib is an irreversible second-generation *EGFR* TKI, which targets *HER-1*, *HER-2*, and *HER-4* receptors. Although dacomitinib exhibited potent activity in preclinical studies in cell lines of NSCLC, it showed modest efficacy when given to patients with advanced NSCLC who had progressed after other therapies, including erlotinib.^{51,52} Dacomitinib did not meet its primary endpoint for OS in a Phase II trial, which enrolled patients with locally advanced or metastatic NSCLC who had previously received one or two systemic regimens.⁵² Other trials, notably ARCHER 1050 and ARCHER 1009, have evaluated dacomitinib's efficacy compared to other *EGFR* TKIs.^{39,41}

The ARCHER 1009 was a phase III trial that compared dacomitinib to erlotinib in patients who were previously treated advanced NSCLC. Patients who had progression after ≥ 1 previous regimens of chemotherapy were enrolled. Approximately one-quarter of patients in this study did not have an *EGFR* status (14%) or possessed a mutant type (10%). The study did not meet its primary endpoint of demonstrating significant PFS benefit when compared to erlotinib. Median PFS was 2.6 months (95% CI, 1.9 to 2.8) in both the dacomitinib group and erlotinib group (stratified HR 0.941, 95% CI, 0.802 to 1.104, $p=0.229$).⁴¹

Another randomized, phase III trial, ARCHER 1050 evaluated dacomitinib versus gefitinib in treatment-naïve patients with *EGFR*-mutated advanced NSCLC without central nervous system (CNS) metastases. Patients were well balanced amongst the two groups, but of note, seventy-five percent of patients in this study were Asian. Dacomitinib significantly improved PFS when compared

to gefitinib (14.7 vs 9.2 months; HR=0.59, 95% CI, 0.47 to 0.74; $p<0.0001$).³⁹ Upon further follow up, OS was also improved with dacomitinib versus gefitinib, 34.1 compared to 26.8 months, respectively (HR=0.760, 95% CI, 0.582 to 0.993; $p=0.044$). This is the first data showing significant improvement in OS with a second-generation *EGFR* TKI compared to a first-generation *EGFR* TKI irrespective of type of *EGFR* mutation.⁴⁰ Treatment-related AEs were higher in the dacomitinib arm compared to the gefitinib arm. Notably, patients in the dacomitinib group were more likely to experience diarrhea (87% vs 56%), paronychia (62% vs 20%), dermatitis acneiform (49% vs 29%), and stomatitis (44% vs 17%). Patients in the dacomitinib group were also more likely to experience grade ≥ 3 diarrhea (8% vs 1%), paronychia (7% vs 1%), and dermatitis acneiform (14% vs 0%).³⁹ As a result of this study, the FDA-approved dacomitinib for the front-line treatment in patients with *EGFR* mutated metastatic NSCLC.¹⁷

Third-Generation *EGFR* TKI Osimertinib

Osimertinib is an irreversible, CNS active, third-generation monoanilinopyrimidine compound that is selective for sensitizing *EGFR* and T790M resistance mutations.⁵³ It is currently the only third-generation *EGFR* TKI that is FDA-approved for NSCLC. Although first- and second-generation TKIs have consistently shown superior efficacy and safety profiles compared to first-line platinum-based chemotherapy, tumors invariably develop acquired resistance to these agents. The T790M mutation in exon 20 of the *EGFR* gene is the most commonly acquired resistant gene mutation following second-generation TKIs.⁵⁴

The AURA-3 trial was an open-label, phase III trial that enrolled 419 patients with locally advanced or metastatic NSCLC with T790M mutations to evaluate the efficacy of osimertinib to platinum-based combination chemotherapy plus pemetrexed. The results demonstrated osimertinib's superiority to this combination with the median PFS being significantly longer with osimertinib than with chemotherapy (10.1 months vs 4.4 months; HR=0.30; 95% CI, 0.23 to 0.41; $p<0.001$). In addition, ORR was significantly better with osimertinib (71%) than with combination chemotherapy (31%). Osimertinib also demonstrated superior efficacy in patients with CNS metastases. In a subgroup of 144

patients with brain metastases, the median PFS was longer with osimertinib than the chemotherapy arm: 8.5 months vs 4.2 months, respectively (HR=0.32; 95% CI, 0.21 to 0.49).⁴²

Given AURA-3's positive data, osimertinib received accelerated approval in November 2015 for patients with T790M-positive NSCLC whose disease progressed on first-line *EGFR* TKI. Osimertinib was further evaluated as upfront therapy in patients with *EGFR* positive advanced NSCLC regardless of a T790M mutation. FLAURA was a double-blind, phase III trial that evaluated the efficacy of osimertinib to first-generation *EGFR* TKIs (gefitinib 250 mg daily or erlotinib 150 mg daily) in 556 advanced NSCLC patients with exon 19 deletion/L858R mutations. Median PFS was significantly longer with osimertinib than with standard *EGFR* TKIs (18.9 months vs 10.2 months; HR=0.46; 95% CI, 0.37 to 0.57; p<0.001) and the PFS benefit was seen across all subgroups. Notably, in patients with known brain metastases, CNS progression was significantly lower in the osimertinib arm (6% vs 15%). The ORR was similar between both groups: 80% with osimertinib and 76% with standard *EGFR* TKIs and the safety profile of these agents was similar to that of previous *EGFR* trials.⁴³

After further follow-up, patients in the osimertinib group demonstrated an improvement in OS with a median OS of 38.6 months compared to 31.8 months in the first-generation *EGFR* TKI group (HR=0.80, 95.05% CI, 0.64 to 1.00; p=0.046). This improvement was consistent among most predefined subgroups. After three years of follow up, 28% and 9% of patients were still receiving an *EGFR* TKI, respectively.⁵⁵

Recently, results of the ADAURA study demonstrated osimertinib as a viable adjuvant treatment option for *EGFR* mutated NSCLC. This was a randomized, double-blinded, placebo-controlled phase III trial investigating osimertinib vs placebo in 682 patients. Osimertinib improved DFS by 83% vs placebo (HR=0.17, 95% CI, 0.12 to 0.23; p<0.0001) in those with stage II to IIIA disease. The two-year DFS rate in this group was 90% vs 44%, respectively. When patients with stage IB were added to the analysis, osimertinib improved DFS by 79% (HR=0.21, 95% CI, 0.16 to 0.28; p<0.0001). The two-year DFS rate was 89% vs 53%, respectively.⁵⁶

Table 2 enlists important clinical trials involving first-, second- and third-generation *EGFR* TKIs.

EGFR TKI Combination Treatments

There are emerging data to support the use of *EGFR* TKIs in combination with other systemic therapies in the front-line setting. Gefitinib combined with carboplatin and pemetrexed demonstrated an improvement in PFS and OS.^{57–60} Noronha and colleagues investigated this combination compared to gefitinib alone in advanced *EGFR* mutated NSCLC. They conducted a phase III trial in 350 patients from India who were randomized in a 1:1 fashion. A 55% reduction for risk of death was demonstrated [HR=0.45 (95% CI, 0.31 to 0.65); p=0.001] with an estimated median OS of not reached compared to 17 months (95% CI, 13.5 to 20.5 months), respectively.⁵⁷ A similar study, NEJ009 was conducted in Japan with 345 patients. After a median follow-up time of 45 months, the median OS with the carboplatin, pemetrexed and gefitinib combination was 50.9 months (95% CI, 41.8 to 62.5) compared to 38.8 months (95% CI, 31.1 to 47.3) in the gefitinib alone group (HR=0.722; 95% CI, 0.55 to 0.95, p=0.021). Quality of life observed six months or later was not different between the two groups. Grade 3 or greater toxicities were higher in the combination group compared to the gefitinib group, 65.3% vs 31.0%, respectively.⁵⁸

EGFR TKIs have also been investigated in combination with vascular endothelial growth factor receptors. The RELAY trial demonstrated an improvement in PFS by approximately 7 months when ramucirumab was added to erlotinib when compared to erlotinib alone in *EGFR* mutated NSCLC in the front-line setting. However, the combination group experienced a higher rate of treatment-related adverse events compared to erlotinib alone (72% vs 54%, respectively).⁶¹

Recent studies have shown the benefit of combining chemotherapy or vascular endothelial growth factor receptors with an *EGFR* TKI. Earlier studies did not show this benefit in various settings, likely because the patients in these trials did not have an *EGFR* mutation. Additional combination studies with *EGFR* TKIs are summarized in Table 3.^{62–68}

EGFR TKIs Related Toxicities and Their Management

EGFR inhibitors are generally well tolerated; however, patients can still experience severe adverse effects affecting their quality of life, to an extent where the treatment may have to be dose reduced or discontinued. Osimertinib is usually well tolerated as compared to other TKIs, with

Table 2 Select Epidermal Growth Factor Receptor Tyrosine Kinase Inhibitors Trials

Trial	Phase	N	Patient Population	Intervention	Median Follow-Up (Median, Months)	PFS (Median, Months)	OS (Median, Months)	ORR (%)
IPASS ^{23,27}	3	1217 261 (EGFR +)	Treatment naïve patients in East Asia with advanced adenocarcinoma and who were nonsmokers or former light smokers	Gefitinib 250 mg/day vs carboplatin plus paclitaxel	17.0	EGFR+ group: 9.5 vs 6.3; HR=0.48 (0.36–0.64); p<0.001 EGFR- group: 1.5 vs 5.5; HR=2.85 (2.05–3.98); p<0.001	18.8 vs 17.4; HR=0.90 (0.79–1.02); p=0.109	71.2 vs 47.3
WJOG-3405 ^{24,28}	3	172	Chemotherapy naïve patients with stage IIIB/IV NSCLC or post-operative recurrence harboring EGFR mutations	Gefitinib 250 mg/day or cisplatin plus docetaxel	59.1	9.2 vs 6.3; HR=0.49 (0.34–0.71); p<0.0001	34.8 vs 37.3; HR=1.252 (0.883–1.775)	62.1 vs 32.2
First-SIGNAL ²⁵	3	42	Stage IIIB/IV adenocarcinoma	Gefitinib 250 mg/day vs gemcitabine plus cisplatin	35	5.8 vs 6.4; HR=1.198 (0.944–1.520); p=0.138	22.3 vs 22.9; HR=0.932 (0.716–1.213); p=0.604	84.6 vs 37.5
NEJ002 ²⁶	3	230	Treatment naïve EGFR mutated advanced NSCLC	Gefitinib 250 mg/day vs carboplatin plus paclitaxel	704 days	10.8 vs 5.4; HR=0.322 (0.236–0.438); p<0.001	27.7 vs 26.6; HR=0.887 (0.634–1.241); p=0.483	73.7 vs 30.7
EURTAC ²⁹	3	173	Treatment naïve EGFR mutated advanced NSCLC	Erlotinib 150 mg/day vs 3-week cycles of standard IV chemotherapy	18.9 vs 14.4	9.7 vs 5.2; HR=0.37 (0.25–0.54); p<0.0001	19.3 vs 19.5; HR=1.04 (0.65–1.68); p=0.87	53 vs 15

OPTIMAL ^{30,31}	3	154	EGFR mutated stage IIIB/IV NSCLC	Erlotinib 150 mg/day vs gemcitabine plus carboplatin	25.9	13.1 vs 4.6; HR=0.16 (0.10–0.26); p<0.0001	22.8 vs 27.2; HR=1.19 (0.83–1.71); p=0.2663	83 vs 36
ENSURE ³²	3	217	EGFR mutated stage IIIB/IV NSCLC	Erlotinib 150 mg/day vs gemcitabine and cisplatin up to 4 cycles	28.9 vs 27.1	11.0 vs 5.5; HR=0.34 (0.22–0.51); p<0.0001	26.3 vs 25.5; HR=0.91 (0.63–1.31); p=0.607	62.7 vs 33.6
LUX- LUNG1 ³³	2B/3	585	EGFR mutated Stage IIIB/IV NSCLC who had received 1 or 2 previous chemotherapy regimens and had disease progression after 12 weeks of treatment with erlotinib or gefitinib	Afatinib 40 mg/day vs placebo	NR	3.3 vs 1.1; HR=0.38 (0.31–0.48); p<0.0001	10.8 vs 12.0; HR=1.08 (0.86–1.35); p=0.74	NR
LUX- LUNG3 ³⁴	3	345	EGFR mutated stage IIIB/IV NSCLC	Afatinib 40 mg/day vs up to 6 cycles of cisplatin plus pemetrexed chemotherapy	16.4	11.1 vs 6.9; HR=0.58 (0.43–0.78); p=0.001	28.2 vs 28.2; HR=0.88 (0.66–1.17); p=0.39	56.1 vs 22.6
LUX- LUNG6 ³⁵	3	364	Treatment naïve EGFR mutated advanced NSCLC	Afatinib 40 mg/day vs gemcitabine and cisplatin for up to 6 cycles	16.6	11.0 vs 5.6; HR=0.28 (0.20–0.39); p<0.0001	23.1 vs 23.5; HR=0.93 (0.72–1.22); p=0.61	66.9 vs 23.0
LUX- LUNG7 ^{36,37}	2B	319	EGFR mutated stage IIIB/IV NSCLC	Afatinib 40 mg/day vs gefitinib 250 mg/day	42.6	11.0 vs 10.9; HR=0.73 (0.57–0.95); p=0.017	27.9 vs 24.5; HR=0.86 (0.66–1.12); p=0.258	70 vs 56
LUX- LUNG8 ³⁸	3	795	Stage IIIB/IV SCLC after progression of ≥4 cycles of platinum-based chemotherapy	Afatinib 40 mg/day vs erlotinib 150 mg/day	18.4	2.4 vs 1.9; HR=0.82 (0.68–1.00); p=0.0427	7.9 vs 6.8; HR=0.81 (0.69–0.95); p=0.0077	22 vs 11
ARCHER 1050 (Wu YL 2017) ^{39,40}	3	452	Treatment naïve EGFR mutated advanced NSCLC	Dacomitinib 45 mg/day vs gefitinib 250 mg/day	31.1	14.7 vs 9.2; HR=0.59 (0.47–0.74); p<0.0001	34.1 vs 26.8; HR=0.760 (0.582–0.993)	74.9 vs 71.6

(Continued)

Table 2 (Continued).

Trial	Phase	N	Patient Population	Intervention	Median Follow-Up (Median, Months)	PFS (Median, Months)	OS (Median, Months)	ORR (%)
ARCHER 1009 ⁴¹	3	878	Locally advanced or metastatic NSCLC; progression after 1–2 previous regimens of chemotherapy	Dacomitinib 45 mg/day vs erlotinib 150 mg/day	7.1	2.6 vs 2.6; HR=0.941 (0.802–1.104); p=0.229	7.9 vs 8.4; HR=1.079 (0.914–1.274); p=0.817	11.0 vs 8.0
AURA3 ⁴²	3	419	T790M-positive advanced NSCLC with disease progression after 1 st line EGFR TKI therapy	Osimertinib 80 mg/day vs pemetrexed plus either carboplatin or cisplatin	8.3	10.1 vs 4.4; HR=0.30 (0.23–0.41); p<0.001	NR	71 vs 31
FLAURA ⁴³	3	556	Treatment naïve EGFR mutated advanced NSCLC	Osimertinib 80 mg/day vs standard EGFR TKI either gefitinib 250 mg/day or erlotinib 150 mg/day	29	18.9 vs 10.2; HR=0.46 (0.37–0.57); p<0.001	38.6 vs 31.8; HR=0.80 (0.64–1.00); p=0.046	80 vs 76
ICOGEN ⁴⁴	3	399	Previously treated with one or more platinum-based chemotherapy regimens with no response	Icotinib 125 mg three times daily vs gefitinib 250 mg once daily	24	4.6 vs 3.4; HR=0.84 (0.67–1.05); p=0.13	13.3 vs 13.9; HR=1.02 (0.82–1.27); p=0.57	27.6 vs 27.2
CONVINCE ⁴⁵	3	285	EGFR mutated stage IIIB/IV NSCLC	Icotinib 125 mg three times daily vs 3 week cycles of chemotherapy (75 mg/m ² cisplatin plus 500 mg/m ² pemetrexed on Day 1)	39.6	11.2 vs 7.9; HR=0.61 (0.43–0.87); p=0.006	30.5 vs 32.1; p=0.8854	NR

Abbreviations: EGFR, epidermal growth factor receptor; NSCLC, non-small cell lung cancer; NR, not reported; ORR, overall response rate; OS, overall survival; PFS, progression-free survival; SCLC, small cell lung cancer; TKI, tyrosine kinase inhibitors.

Table 3 Select Epidermal Growth Factor Receptor Tyrosine Kinase Inhibitors Combination Trials

Trial	Phase	N	Patient Population	Intervention	Median Follow-Up (Median, Months)	PFS (Median, Months)	OS (Median, Months)	ORR (%)
IMPRESS ^{59,60}	3	265	Chemotherapy naïve patients with EGFR mutated advanced NSCLC with progression on gefitinib	Gefitinib 250 mg/day plus cisplatin plus pemetrexed vs placebo plus cisplatin plus pemetrexed	11.2	5.4 vs 5.4; HR=0.86 (0.65–1.13); p=0.27	13.4 vs 19.5; HR=1.44 (1.07–1.94); p=0.016	32 vs 34; p=0.76
INTACT-1 ⁶²	3	1093	Chemotherapy-naïve patients with unresectable stage III/IV NSCLC	Gefitinib 500 mg/day plus gemcitabine plus cisplatin up to 6 cycles vs gefitinib 250 mg/day plus gemcitabine plus cisplatin up to 6 cycles vs placebo plus gemcitabine plus cisplatin up to 6 cycles	15.9	5.5 vs 5.8 vs 6.0; p=0.7633	9.9 vs 9.9 vs 10.9; p=0.4560	50.3 vs 51.2 vs 47.2
INTACT-2 ⁶³	3	1037	Chemotherapy naïve patients with unresectable stage III/IV NSCLC	Gefitinib 500 mg/day plus paclitaxel plus carboplatin up to 6 cycles vs gefitinib 250 mg/day plus paclitaxel plus carboplatin up to 6 cycles vs placebo plus paclitaxel plus carboplatin up to 6 cycles	Minimum of 12	4.6 vs 5.3 vs 5.0; p=0.0562	8.7 vs 9.8 vs 9.9; p=0.6385	30.0 vs 30.4 vs 28.7
Noronha V et al ⁵⁷	3	350	Chemotherapy naïve patients with EGFR mutated advanced NSCLC	Gefitinib 250 mg/day plus pemetrexed 500 plus carboplatin for 4 cycles vs gefitinib 250 mg/day	17.0	16.0 vs 8.0; HR=0.51 (0.39–0.66); p<0.001	Not reached vs 17.0; HR=0.45 (0.31–0.65); p<0.001	75.3 vs 62.5; p=0.01
NEJ-009 ⁵⁸	3	345	Chemotherapy naïve patients with EGFR mutated stage III/IV or relapsed nonsquamous NSCLC	Gefitinib 250 mg/day plus carboplatin plus pemetrexed for up to 6 cycles, followed by gefitinib plus pemetrexed maintenance vs gefitinib 250 mg/day	45.0	20.9 vs 11.9; HR=0.49 (0.39–0.62); p<0.001	50.9 vs 38.8; HR=0.722 (0.55–0.95); p=0.021	84 vs 67; p<0.001
NEJ026 ⁶⁴	3	228	Chemotherapy naïve patients with EGFR mutated stage III/IV NSCLC	Erlotinib 150 mg/day plus bevacizumab every 21 days vs erlotinib 150 mg/day	12.4	16.9 vs 13.3; HR=0.605 (0.417–0.877); p=0.016	NR	72 vs 66

(Continued)

Table 3 (Continued).

Trial	Phase	N	Patient Population	Intervention	Median Follow-Up (Median, Months)	PFS (Median, Months)	OS (Median, Months)	ORR (%)
BeTa ⁶⁵	3	636	Patients with advanced NSCLC who were recurrent or refractory to first line chemotherapy	Erlotinib 150 mg/day plus bevacizumab every 21 days vs erlotinib 150 mg/day	19.0	3.4 vs 1.7; HR=0.62 (0.52–0.75)	9.3 vs 9.2; HR=0.97 (0.80–1.18); p=0.7583	13 vs 6
RELAY ⁶¹	3	449	Treatment naïve patients with EGFR mutated stage IV NSCLC	Erlotinib 150 mg/day plus ramucirumab every 14 days vs erlotinib 150 mg/day	20.7	19.4 vs 12.4; HR=0.59 (0.46–0.76); p<0.0001	1-year OS: 93% vs 94% 2-year OS: 83% vs 79%	76 vs 75
Scagliotti GV et al ⁶⁶	3	579	Stage IIIB/IV or recurrent disease with non-adenocarcinoma NSCLC who had previously received ≥1 platinum-based regimen	Erlotinib 150 mg/day plus figitumumab every 21-day cycle vs erlotinib 150 mg/day	NR	2.1 vs 2.6; HR=1.08 (0.90–1.29); p=0.43	5.7 vs 6.2; HR=1.09 (0.91–1.31); p=0.35	5.5 vs 3.8
Gatzemeier et al ⁶⁷	3	1172	Chemotherapy naïve patients with unresectable, locally advanced, recurrent or metastatic NSCLC	Erlotinib 150 mg/day plus gemcitabine plus cisplatin vs gemcitabine plus cisplatin	NR	5.5 vs 5.7; HR=0.98 (0.86–1.11); p=0.74	10.0 vs 10.3; HR=1.06 (0.90–1.23); p=0.49	31.5 vs 29.9
TRIBUTE ⁶⁸	3	1059	Treatment naïve patients with stage IIIB/IV NSCLC	Erlotinib 150 mg/day plus carboplatin plus paclitaxel vs placebo plus carboplatin plus paclitaxel followed by maintenance erlotinib 150 mg/day	NR	5.1 vs 4.9; HR=0.937; p=0.36	10.6 vs 10.5; HR=0.995 (0.86–1.16); p=0.95	21.5 vs 19.3; p=0.36

Abbreviations: EGFR, epidermal growth factor receptor; HR, hazard ratio; NSCLC, non-small cell lung cancer; NR, Not reported; ORR, overall response rate; OS, overall survival; PFS, progression-free survival.

minimal grade 3 or higher toxicities.⁴³ Along with the tumor cells, *EGFR* is also expressed in healthy epithelial cells, mainly in the skin and gastrointestinal (GI) tract.^{69,70} *EGFR* TKIs inhibit overexpressed *EGFR* in both cancer cells and in normal cells. This inhibition results in release of inflammatory cytokines, which subsequently leads to cutaneous and GI toxicities.⁷⁰ Cutaneous AEs can affect 20%–89% of patients.^{30,34,71} These AEs may be mild to moderate but can be severe in up to 18% of patients, with GI AEs affecting 21–95% of patients.^{30,34,71,72} A survey of 110 oncologists conducted by Boone et al showed that 76% of patients experienced treatment interruptions and 32% of patients discontinued their treatment due to skin rash. Furthermore, a 10–50% dose reduction was made in 60% of patients due to cutaneous toxicities. The survey also showed that *EGFR* TKI-related diarrhea was associated with lethargy and sleep interruptions, affecting patient's quality of life.⁷³ Therefore, management of AEs is imperative to ensure treatment adherence and to improve quality of life.

Cutaneous Toxicities of *EGFR* TKIs

Various types and grades of cutaneous toxicities are seen in patients taking *EGFR* TKIs. This is mainly due to the inhibition of healthy *EGFR* found in the epidermis of skin, which plays a crucial role in epithelial maintenance. The earliest and most commonly reported AE is an acneiform rash (also termed as papulopustular rash), which occurs in 90% of patients as early as 1–2 weeks of treatment, and is common in the sebaceous epithelium or glands.^{30,34,71,74–76} Osimertinib has shown to have a lower incidence of overall rash as well as grade ≥ 3 rash when compared to first-generation-*EGFR* TKIs.⁴³ The rash usually progresses through four distinct phases, starting from dysesthesia, erythema and edema, followed by erythematous papules and pustules, followed by purulent crusts at 3–6 weeks and telangiectasia.^{75,76} There are several proposed systems for grading, but the most commonly used system is the NCI CTCAE (National Cancer Institute Common Terminology Criteria for Adverse Events) version 4.03, which classifies the rash in 5 grades (Table 4).^{77,78} The eruptions may decrease over 3–4 weeks despite the continuation of TKI but may persist as mild erythema or follicular papules throughout the course of treatment.^{74,78}

Xerosis is the second most reported AE which occurs in almost 50% of patients, usually after 30–50 days of treatment.^{30,34,71,74,78} *EGFR* TKIs alter the epidermal barrier leading to dry skin.⁷⁴ Xerosis presents as dry, scaly

patches, but may advance to painful fissuring and xerotic eczema with risk of secondary infections with staphylococcus aureus or herpes simplex virus. It usually has widespread involvement and can affect any part of the body.^{74,78} NCI CTCAE version 4.03 classifies xerosis in 3 grades (Table 4).

Paronychia is the other cutaneous AE, which occurs in 5–20% of patients, usually after 4 to 8 weeks of treatment.^{30,34,71,74,78} This occurs due to the inhibition of keratinocytes in the nail matrix due to TKIs. It usually presents as painful periungual inflammation, but in severe cases can cause periungual abscess and pyogenic granuloma. It can also lead to onycholysis or onychodystrophy. It is graded per CTCAE 4.03 guidelines (Table 4).^{74,78}

Abnormalities of hair growth can sometimes occur presenting as hirsutism, hypertrichosis and trichomegaly. This usually occurs after 2–5 months of treatment and is due to an increased terminal differentiation caused by *EGFR* inhibition. If it involves the eyelashes, conjunctivitis, corneal irritation and ulceration can occur.^{74,78} Scarring or non-scarring alopecia is unusual, but can affect 5–6% of patients and develops after 2–4 months of treatment. Scalp inflammation and extensive scalp pustules are also uncommon but can occur.⁷⁴

Management of Cutaneous Toxicity

Since cutaneous toxicities are almost universally anticipated, all patients starting on *EGFR* TKIs should be educated about general skincare measures. This includes skin cleansing and washing with lukewarm water and with the use of soap/alcohol-free products. It is also recommended to use thick alcohol-free emollients and sunscreen lotion with SPF ≥ 25 .⁷⁹

Acneiform Rash

There is a lack of evidence-based guidelines from prospective, randomized controlled trials, and hence, the management of the rash differs by clinician.⁷⁹ In general, the management of the rash depends on the grade. Clindamycin gel 1% twice a day with topical hydrocortisone cream 2.5% is recommended for grade 1 rash and TKI dose adjustment is not required. For grade 2 rash, oral anti-inflammatory antibiotics such as doxycycline 100 mg twice daily or minocycline 100 mg daily are recommended, in addition to a topical steroidal cream. Dose adjustment is not required. The rash should be monitored carefully, and clinicians should be wary of the signs of bacterial super-infection. Grade 3 or higher rash warrants

Table 4 National Cancer Institute Common Terminology Criteria for Adverse Events V5.0 Grading Criteria for Common Epidermal Growth Factor Receptor Tyrosine Kinase Inhibitors Induced Toxicity⁷⁷

Grade	Cutaneous Toxicities	Xerosis	Paronychia	Diarrhea
1	Papules and/or pustules covering <10% BSA, with or without symptoms of pruritus or tenderness.	Dry skin covering <10% BSA, with no associated erythema or pruritus.	Nailfold edema and/or erythema with cuticle disruption.	Increase of less than 4 stools per day over normal
2	Papules and/or pustules covering 10–30% BSA with or without symptoms of pruritus or tenderness; with psychological impact and limiting instrumental ADL.	Dry skin covering 10–30% BSA with erythema or pruritus and limiting instrumental ADL.	Painful nail fold bogginess and/or discharge with onycholysis.	Increase of 4–6 stools per day over normal, limiting instrumental ADL
3	Papules and/or pustules covering >30% BSA with or without symptoms of pruritus or tenderness; limiting self-care ADL associated with local superinfection for which oral antibiotics is indicated.	Dry skin covering >30% BSA with pruritus and limiting self-care ADL	Ingrown nails with intense pain; pyogenic granuloma and/or exuberant periungual granulation tissue.	Increase of 7 or more stools per day over normal; or incontinence; hospitalization indicated; limited self-care ADLs.
4	Papules and/or pustules covering any percentage of BSA with or without symptoms of pruritus or tenderness; associated with extensive superinfection for which intravenous antibiotics is indicated; can have life threatening consequences.			Life threatening consequences, urgent intervention required.
5	Death			Death

Notes: Common Terminology Criteria for Adverse Events (CTCAE), Version 5.0, November 2017, National Institutes of Health, National Cancer Institute. Available at: https://ctep.cancer.gov/protocoldevelopment/electronic_applications/docs/CTCAE_v5_Quick_Reference_8.5x11.pdf

Abbreviations: ADL, activities of daily living; BSA, body surface area.

dermatology referral. In addition to oral antibiotics and topical steroids, oral steroids (prednisone 0.5 mg/kg/day for 5 days) are recommended. Occasionally, low dose isotretinoin is used, but under the supervision of a dermatologist. TKI therapy is interrupted until the rash is grade ≤ 2 , and a reduced dose of TKI is resumed (Table 5).^{74,79}

Secondary bacterial infection can follow cutaneous toxicities. If superinfection is suspected, antibiotics like cloxacillin or cephalexin are recommended for a week before the initiation of prophylactic anti-inflammatory antibiotics. Potassium permanganate compresses for a few days, in addition to a topical steroid-antibiotic cream, helps the infected lesions heal faster.⁷⁴

Xerosis/Pruritus

Symptomatic treatment of xerosis includes skincare with oil-in-water moisturizing creams or emollients like petrolatum jelly, Eucerin, Aquaphor or zinc oxide (30%).

Eczematous lesions can be treated with a topical steroidal cream for 1–2 weeks. Patients with pruritis are treated with topical or systemic steroids, anti-histamines, or GABA agonists.^{74,79} For grade 3 xerosis, TKI treatment should be interrupted and resumed at a lower dose once the xerosis is grade ≤ 2 . Dermatology referral is recommended for grade 3 xerosis or if there is no improvement with conventional methods.

Paronychia

All patients starting TKIs should be educated about nail hygiene. Aggressive manicures/pedicures, strong irritants, and prolonged exposure to water or hot water should be avoided.⁸⁰ Paronychia requires treatment with topical steroids, antimicrobials, and silver nitrate. Soaking fingers or toes in white vinegar for 15 minutes every day maybe useful. Grade 1 lesions are treated with topical steroids like betamethasone valerate 0.1% twice per day. Along with topical steroids, grade 2

Table 5 Management of Epidermal Growth Factor Receptor Tyrosine Kinase Inhibitors Induced Acneiform Rash (Reactive Treatment)⁷⁷

Grade	Treatment of Rash	TKI Treatment
1	Topical anti-inflammatory antibiotics 1% Clindamycin BID. Topical steroids like 2.5% hydrocortisone is considered, especially if the rash is itchy.	Continue treatment at the current dose and monitor for bacterial super-infection or worsening of the rash.
2	Oral anti-inflammatory antibiotics like Minocycline 100 mg daily or Doxycycline 100 mg BID with topical steroid cream (hydrocortisone 2.5%, desonide, alclometasone 0.05% to the face and neck or fluocinonide 0.05% cream to chest and back)	Continue treatment at the current dose and monitor for bacterial super-infection or worsening of the rash.
≥3	Dermatology referral. Oral prednisone (0.5 mg/kg/day X 5 days) in addition to oral anti-inflammatory antibiotics like minocycline 100 mg daily or doxycycline 100 mg BID with topical steroid cream. Low dose isotretinoin (20 to 30 mg/day) is also considered.	Interrupt the treatment. Restart the TKI at a reduced dose once the rash is ≤ 2. Discontinue the TKI, if the rash does not improve.

Abbreviation: TKI, tyrosine kinase inhibitors.

Table 6 Management of Epidermal Growth Factor Receptor Tyrosine Kinase Inhibitors Induced Diarrhea⁷⁷

Grade	Treatment of Diarrhea	TKI Treatment
1	Start non-pharmacologic strategy. Start Loperamide (4 mg, followed by 2 mg every 2–4 hours or after every loose stool until there is no bowel movement for 12 hours).	Maintain current dose of TKI.
2	As grade 1. -fAdd diphenoxylate/atropine (2 tablets every 6 hours) or Codeine (30 mg every 4 hours).	Maintain current dose of TKI. If diarrhea does not respond to loperamide at 48 hours, TKI should be temporarily discontinued until diarrhea returns to grade 1, after which TKI is resumed as: Erlotinib: Lower dose by 50 mg to a minimum of 50 mg. Afatinib: Lower dose by 10 mg to a minimum of 20 mg. Gefitinib: Resume at original dose.
≥3 or with complication	As grade 2. Octreotide (100 to 150 mcg subcutaneous three times a day) or tincture of opium is added if diarrhea continues. Octreotide is titrated up to 2000 mcg three times a day based on the response. Endoscopic evaluation is considered, if diarrhea continues despite use of loperamide and octreotide for 24 hours.	Interrupt the treatment. Resume TKI as above once diarrhea is grade 1 or lower. If diarrhea does not reach grade 1 or lower despite supportive measures and holding TKI by 14 days, permanently discontinue TKI.

Abbreviation: TKI, tyrosine kinase inhibitors.

lesions require topical antimicrobials. Exuberant granulation tissue is treated with silver nitrate and dermatology referral is recommended if the lesions do not heal. If the granulation does not respond to topical agents, electrodesiccation or carbon dioxide laser ablation is usually performed. Secondary prophylaxis with doxycycline is recommended.^{74,80} Grade 3 lesions will require treatment interruptions and TKI should be resumed at a lower dose once the lesion is grade ≤2.

Gastrointestinal Toxicities of EGFR TKIs

Various types of GI toxicities are seen in patients taking *EGFR* TKIs, mainly due to the inhibition of normal *EGFR* found in squamous epithelium in the tongue, esophagus and GI tract.⁷¹ The most commonly reported GI AE is diarrhea.^{47,79} Diarrhea is thought to occur not only due to inhibition of normal *EGFR* but also due to excess chloride secretion caused by inhibition of calcium-dependent

chloride transport.⁸¹ NCI CTCAE v4.03 classifies diarrhea in 5 grades (Table 4).

Oral mucositis and stomatitis are also reported with *EGFR* TKIs, which can be debilitating. Mucositis is usually mild but can be painful and severe with extensive erythema causing aphthous-like stomatitis. Grade 1 is usually asymptomatic or mildly symptomatic. Grade 2 is associated with moderate pain, which does not interfere with eating or drinking. Grade 3 is associated with severe pain that interferes with intake of food or drink. Grade 4 is considered life-threatening and grade 5 is death.

Management of Gastrointestinal Toxicities

Diarrhea

Prior to TKI initiation, educating patients regarding the incidence of diarrhea is of utmost importance. Patients should call their provider immediately with increased frequency or changes in bowel habits. Management of TKI diarrhea includes non-pharmacological and pharmacological methods.

Non-Pharmacologic Strategy

At the first instance of diarrhea, patients should discontinue any baseline use of stool softeners and laxatives. Patients should be educated on adequate fluid intake and dietary modifications with any changes in bowel habits. Patients should maintain hydration with at least 3–4 liters of fluids daily, including fluids with salt and sugar to avoid electrolyte imbalances. Prophylactic dietary changes are not recommended. However, the *BRAT* (banana, rice, applesauce, toast) diet is recommended for patients with diarrhea. Vegetables, fibrous foods and legumes should be reduced. Spicy and fried foods should be avoided.⁸²

Pharmacologic Measures

Loperamide is the mainstay of treatment for diarrhea and should be started immediately at the onset of diarrhea. Patients with grade 1 and 2 diarrhea can be managed at home, but hospitalization may be required for diarrhea which is grade 3 or higher. Infective causes for diarrhea should be excluded. The maximum daily recommended dose for loperamide is 16 mg (4 mg immediately after symptoms begins, followed by 2 mg every 2–4 hours depending on the frequency of diarrhea). Diphenoxylate–atropine or codeine may be used in conjunction with loperamide if diarrhea is not

controlled with loperamide alone. The maximum daily recommended dose for diphenoxylate 2.5 mg–atropine 0.025 mg is 20 mg (of diphenoxylate) (taken as 2 tablets every 6 hours) and for codeine is 120 mg (taken as 30 mg every 4 hours). Occasionally, octreotide or tincture of opium is required for grade 3 or higher diarrhea. Octreotide is initiated at 100 to 150 mcg subcutaneously three times a day, but the dose can be titrated up to 2000 mcg every 8 hours based on the response.^{82,83} TKI treatment is continued for grade 1 and 2 diarrhea. TKI is temporarily discontinued for grade 2 diarrhea if the symptoms are not improved within 48 hours of using loperamide. For grade 3 or higher diarrhea, TKI is interrupted until diarrhea reaches grade 1.

After interruption, erlotinib and afatinib are recommended to be resumed at a lower dose, but gefitinib is resumed at the original dose. The recommendation is to reduce the dose of erlotinib by 50 mg to a minimum dose of 50 mg and to reduce the dose of afatinib by 10 mg to a minimum dose of 20 mg (Table 6).⁸²

Mucositis/Stomatitis

A routine follow-up with the dentist prior to starting treatment, to diagnose and manage any underlying dental issues, is beneficial. It is important to educate the patient on dental and oral hygiene, including the use of a soft-bristle brush, floss, sodium-bicarbonate and alcohol-free mouthwash.⁸⁴ For general mouth sensitivity, patients can gargle with benzydamine rinse, three times daily as needed. Ice chips or flavored popsicles can be used to numb the mouth and to temporarily ameliorate any symptoms. Acidic, spicy, salty, or coarse food should be avoided.^{74,83,84}

Triamcinolone in dental paste 2–3 times as needed is used for grade 1 mucositis. Oral erythromycin (250–350 mg daily) or minocycline (50 mg daily) is added for grade 2 mucositis. For grade 3 or higher mucositis, clobetasol ointment is used in dental paste along with erythromycin (500 mg daily) or minocycline (100 mg daily). TKI is not interrupted and dose reduction is not required for grade 1 and 2 mucositis. For grade 3 or higher mucositis, TKI is discontinued temporarily until it heals to grade 2 or less. At that point, TKI is reintroduced, usually at the initial dose.⁸⁴

Lung Toxicity with *EGFR* TKI

Although uncommon, pulmonary toxicity is seen with *EGFR* TKI, and is higher in smokers, patients with underlying lung

Table 7 Ongoing and Future Clinical Trials for Epidermal Growth Factor Receptor Mutated Non-Small Cell Lung Cancer

Protocol Name	Phase	Patient Population	Treatment Regimen	Target Sample Size (n)	Primary Outcomes	Secondary Outcomes
NCT04035486 (FLAURA) ⁹⁰	III	Treatment naïve EGFR mutated locally advanced or metastatic NSCLC	Osimeritinib + pemetrexed + cisplatin or carboplatin	586	PFS	OS, ORR, DOR, DCR
NCT04099836 (TOP 1901) ⁹¹	II	EGFR mutated NSCLC in patients with progressive disease on osimeritinib	Atezolizumab + bevacizumab	39	ORR	PFS, OS, safety
NCT04206787 ⁹²	III	EGFR mutated advanced NSCLC receiving afatinib as first line treatment	Sequential afatinib treatments (observatory)	825	TOT	OS, PFS, ORR, DCR
NCT04335292 (OCELOT) ⁹³	II	Previously treated with osimeritinib and second line platinum and pemetrexed	Osimeritinib	200	ORR	PFS, DOR, DCR, OS, TTF, QOL
NCT04239833 ⁹⁴	III	Treatment naïve EGFR mutated locally advanced or metastatic NSCLC	SH-1028	240	PFS	ORR, DOR, DCR, OS, safety
NCT03255083 ⁹⁵	I	EGFR mutated locally advanced or metastatic NSCLC who have progressed on an EGFR TKI	DS-1205c + osimeritinib	13	Safety	PD, PK, ORR, DCR, PFS, OS
NCT03940703 ⁹⁶	II	MET Amplified, EGFR mutated advanced or metastatic NSCLC having acquired resistance to prior EGFR TKI	Tepotinib + osimeritinib	90	Safety, ORR	DOR, DCR, PFS, OS, QOL
NCT03599518 ⁹⁷	I	EGFR mutated metastatic or unresectable NSCLC having acquired resistance to EGFR TKI	DS-1205c + gefitinib	63	Safety	PD, PK, ORR, DOR, DCR, PFS, OS
NCT03446417 ⁹⁸	I/II	EGFR mutated advanced NSCLC who have progressed on EGFR TKI	ZN-e4	140	Safety	Safety
NCT04351555 (NeoADAURA) ⁹⁹	III	EGFR mutated resectable NSCLC	Osimeritinib + pemetrexed + cisplatin or carboplatin	351	MPR	PCR, EFS, OS, DFS, QOL
NCT01532089 ¹⁰⁰	II	Treatment naïve EGFR mutated metastatic NSCLC	Erlotinib + bevacizumab	88	PFS	OS, ORR, safety
NCT03909334 ¹⁰¹	II	Treatment naïve EGFR mutated locally advanced or metastatic NSCLC	Osimeritinib + ramucirumab	150	PFS	ORR, DCR, OS, safety
NCT03382795 ¹⁰²	II	EGFR mutated advanced NSCC NSCLC who have progressed on EGFR TKI and chemotherapy	Gefitinib or erlotinib	69	ORR	PFS, OS, safety
NCT02864251 (CheckMate722) ¹⁰³	III	EGFR mutated advanced NSCLC who have progressed first or second line EGFR TKI	Nivolumab + chemotherapy or nivolumab + ipilimumab	580	PFS	OS, ORR, DOR
NCT02347839 (NEGOTIATE) ¹⁰⁴	II	EGFR mutated stage III unresectable NSCLC	Neoadjuvant gefitinib followed by surgery + gefitinib	37	Resectability rate	Perioperative complications, EFS, OS

(Continued)

Table 7 (Continued).

Protocol Name	Phase	Patient Population	Treatment Regimen	Target Sample Size (n)	Primary Outcomes	Secondary Outcomes
NCT01996098 (ICTAN) ¹⁰⁵	III	EGFR mutated stage IIA-III A unresectable NSCLC	Icotinib following chemotherapy	318	DFS	OS, safety, QOL
NCT04141644 ¹⁰⁶	IB	EGFR mutated locally advanced or metastatic NSCLC stable on osimertinib	Osimertinib + ipilimumab	26	Safety	ORR, PFS, OS
NCT04085315 ¹⁰⁷	I	EGFR mutated metastatic NSCLC who have progressed on or stable on osimertinib	Alisertib + osimertinib	36	Safety	ORR, DOR, DCR, PFS, OS, CNS DCR
NCT04248829 (LASER301) ¹⁰⁸	III	Treatment naive EGFR mutated locally advanced or metastatic NSCLC	Lazertinib	380	PFS	ORR, DOR, DCR, OS, QOL, CNS responses
NCT03532698 ¹⁰⁹	III	EGFR T790M mutated metastatic NSCLC who have progressed on osimertinib	Osimertinib + aspirin	100	ORR	DCR, TTP, DOR
NCT03861156 ¹¹⁰	II	EGFR mutated locally advanced or metastatic NSCLC who have progressed on EGFR TKI and have a T790M mutation	D-0316	286	ORR	PFS, OS, DOR, DCR, CNS response
NCT03126799 ¹¹¹	II	Treatment naive EGFR mutated advanced or metastatic NSCLC	Erlotinib + bevacizumab	128	PFS	ORR, OS
NCT03904823 ¹¹²	II	Treatment naive EGFR mutated locally advanced or metastatic NSCLC	Famitinib + HS-10296	58	ORR	DOR, DCR, PFS, safety
NCT02973763 ¹¹³	I	EGFR mutated advanced NSCLC who have progressed on an EGFR TKI and have a T790M mutation	Aflutininib	14	Safety	PK, PD, ORR, DOR, PFS
NCT03802240 (ORIENT-31) ¹¹⁴	III	EGFR mutated locally advanced or metastatic non-squamous NSCLC who have progressed on EGFR-TKI	Sintilimab ± IB1305 + pemetrexed + cisplatin	600	PFS	OS, ORR
NCT03502850 ¹¹⁵	I/III	EGFR mutated locally advanced or metastatic NSCLC who have progressed on EGFR-TKI	ASK120067	135	ORR	Safety, PFS, DOR, DCR, OS, PK, PD
NCT03807778 ¹¹⁶	I/III	EGFR mutated, exon 20 locally advanced or metastatic NSCLC who have progressed on EGFR-TKI	TAK-788	63	Safety	PK, PD, ORR, DOR, DCR, PFS, OS, QOL
NCT03799094 ¹¹⁷	III	EGFR mutated locally advanced or metastatic NSCLC	Vitamin C + EGFR TKI	150	PFS	OS, QOL
NCT03769103 ¹¹⁸	II	Treatment naive EGFR mutated metastatic NSCLC with BM	Osimertinib + SRS	76	CNS PFS	CNS OS, time to SRS/WBRT, OS, QOL
NCT04153799 ¹¹⁹	I	EGFR mutated locally advanced or metastatic NSCLC	CXCR5 Modified EGFR CAR-T	11	Safety, ORR	PK, PD, DOR, PFS
NCT03201146 ¹²⁰	I/III	Treatment naive EGFR mutated locally advanced or metastatic NSCLC	Apatinib + pemetrexed + cisplatin or carboplatin	48	ORR	PFS, DCR, OS
NCT02954523 ¹²¹	I/III	Treatment naive EGFR mutated locally advanced or metastatic NSCLC	Osimertinib + dasatinib	10	Safety	PK, PD, PFS, OS, DOR

NCT03727724 (AFACET) ¹²²	II	EGFR mutated, exon 20 locally advanced or metastatic NSCLC	Afatinib + cetuximab	37	DCR	ORR, safety, DOR, PFS, OS
NCT02716311 (ACE-Lung) ¹²³	II	Treatment naïve EGFR mutated locally advanced or metastatic NSCLC	Afatinib + cetuximab	118	TTF	Safety, ORR, OS, PFS
NCT01897480 (Balise) ¹²⁴	II	Treatment naïve EGFR mutated locally advanced or metastatic NSCLC who have disease control after an 8-week lead-in with erlotinib	LY2875358 + erlotinib	150	PFS	ORR, DOR, OS, PK
NCT02503722 ¹²⁵	I	EGFR mutated advanced or metastatic NSCLC who have progressed on osimertinib	Sapanisertib + osimertinib	36	Safety	PK, PD, ORR, DCR, PFS
NCT03521154 (LAURA) ¹²⁶	III	EGFR mutated stage III unresectable NSCLC	Osimertinib following chemoradiation	200	PFS	CNS PFS, OS, ORR, DOR, DCR, safety
NCT02789345 ¹²⁷	I	EGFR mutated advanced NSCLC who have progressed on an EGFR TKI and have a T790M mutation	Osimertinib + ramucirumab or necitumumab	74	Safety	PK, PD, ORR, DCR, DOR, PFS, OS
NCT04129502 ¹²⁸	III	Treatment naïve EGFR mutated, exon 20 locally advanced or metastatic NSCLC	TAK-788	318	PFS	ORR, OS, DOR, DCR, QOL
NCT03811054 ¹²⁹	II	EGFR mutated advanced or metastatic NSCLC with slow progression on an EGFR TKI	Apatinib + EGFR-TKI	60	ORR	DCR, OS, PFS, safety
NCT03434418 ¹³⁰	II	Treatment naïve uncommon EGFR mutated locally advanced or metastatic NSCLC (exon 18 G719X, exon 20 S768I, or exon 21 L861Q)	Osimertinib	37	ORR	PFS, safety, OS
NCT04036682 ¹³¹	I/IIA	EGFR mutated, exon 20 locally advanced or metastatic NSCLC previously treated with platinum based chemotherapy	CLN-081	80	Safety	ORR, DOR, DCR, PFS, OS, PK, PD
NCT04426825 ¹³²	II	EGFR mutated advanced or metastatic NSCLC previously treated with an EGFR TKI	Atezolizumab + bevacizumab	60	PFS	ORR, DOR, OS, safety
NCT02820116 ¹³³	II	EGFR mutated stage IIIA - IIIB NSCLC	Neoadjuvant Icotinib	67	CRR	ORR, DCR, PFS, OS, safety
NCT03091491 ¹³⁴	II	EGFR mutated advanced or metastatic NSCLC who have progressed on an EGFR TKI	Nivolumab + ipilimumab	184	ORR	PFS, DOR, OS, safety
NCT01982955 (INSIGHT) ¹³⁵	IB/II	EGFR mutated advanced or metastatic MET positive NSCLC who have progressed on an EGFR TKI	Tepotinib + gefitinib	70	Safety	PFS, OS, ORR, DCR, PK, PD, QOL
NCT04148898 ¹³⁶	II	EGFR mutated advanced or metastatic NSCLC with leptomeningeal metastasis	Osimertinib + bevacizumab	80	CNS PFS, ORR	CNS OS, PFS, safety

(Continued)

Table 7 (Continued).

Protocol Name	Phase	Patient Population	Treatment Regimen	Target Sample Size (n)	Primary Outcomes	Secondary Outcomes
NCT03603262 ¹³⁷	I	EGFR mutated advanced or metastatic NSCLC who have progressed on an EGFR TKI	SH-1028	85	Safety, PK, PD	ORR, PFS, DCR, OS
NCT02438722 ¹³⁸	II/III	Treatment naive EGFR mutated locally advanced or metastatic NSCLC	Afatinib + cetuximab	174	PFS, OS	ORR, TTF, safety
NCT04206072 ¹³⁹	II/III	Treatment naive EGFR mutated locally advanced or metastatic NSCLC	D-0316	360	PFS	ORR, DOR, DCR, OS, CNS PFS, safety
NCT01405079 ¹⁴⁰	III	EGFR mutated stage II-III A (N1-N2) NSCLC	Gefitinib	222	DFS	OS, safety, QOL
NCT02716116 ¹⁴¹	I/II	EGFR/HER2 mutated locally advanced or metastatic NSCLC (also includes exon 20)	TAK-788	306	ORR	PK, PD, DOR, DCR, PFS, OS
NCT03755102 ¹⁴²	I	EGFR mutated advanced or metastatic NSCLC who have progressed on osimertinib	Dacomitinib + osimertinib	24	ORR	PFS, OS
NCT03122717 ¹⁴³	I/II	Treatment naive EGFR mutated locally advanced or metastatic NSCLC	Osimertinib + gefitinib	64	Safety	ORR, PFS, OS
NCT04425681 (OWBLM) ¹⁴⁴	II	EGFR mutated advanced or metastatic NSCLC with leptomeningeal metastasis	Osimertinib + bevacizumab	20	CNS PFS, ORR	CNS OS, PFS, safety
NCT03396185 ¹⁴⁵	II	EGFR mutated stage IIIA-III B NSCLC	Icotinib following chemoradiation	30	RFS	OS, safety
NCT03428022 (AFLC) ¹⁴⁶	III	EGFR mutated advanced or metastatic NSCLC with slow progression on an EGFR TKI	Apatinib + EGFR-TKI	54	PFS	OS, ORR
NCT04233021 (ORBITAL) ¹⁴⁷	II	EGFR mutated advanced or metastatic NSCLC with brain or leptomeningeal metastasis	Osimertinib	113	ORR	OS, PFS, safety, QOL
NCT04143607 ¹⁴⁸	III	Treatment naive EGFR mutated locally advanced or metastatic NSCLC	ASKI 20067	334	PFS	ORR, DOR, DCR, OS
NCT04405674 ¹⁴⁹	II	EGFR mutated advanced or metastatic NSCC NSCLC who have progressed on an EGFR TKI	Tislelizumab + carboplatin + nab-paclitaxel	66	PFS	ORR, DCR, OS, DOR
NCT0392246 ¹⁵⁰	II	Treatment naive EGFR mutated locally advanced or metastatic NSCLC	Osimertinib + selumetinib	25	Best ORR	PFS, OS, safety
NCT01553942 (ASCENT Trial) ¹⁵¹	II	Treatment naive EGFR mutated stage III NSCLC	Afatinib + chemoradiation	30	ORR	PFS, safety, DCR
NCT03823807 ¹⁵²	II	EGFR mutated advanced NSCLC who have progressed on an EGFR TKI and have a T790M mutation	SH-1028	300	ORR	Safety, PK, PD, PFS, DOR, DCR, OS

NCT04204473 ¹⁵³	I	EGFR mutated advanced or metastatic NSCLC who have progressed on an EGFR TKI	TY-959I	126	Safety, ORR	PK, PD, PFS, DOR
NCT04358562 ¹⁵⁴	II	EGFR mutated advanced NSCC NSCLC with uncleared plasma ctDNA EGFR mutation after progression on gefitinib	Gefitinib + anlotinib	240	PFS	OS, ORR, safety
NCT02098954 ¹⁵⁵	II	EGFR mutated advanced or metastatic NSCLC who have progressed on an EGFR TKI	Erlotinib + gemcitabine + cisplatin	40	PFS	OS, ORR
NCT03066206 ¹⁵⁶	II	EGFR mutated, exon 20 locally advanced or metastatic NSCLC	Pozotinib	80	ORR	DCR, PFS, OS, DOR, safety
NCT01859026 ¹⁵⁷	I	EGFR or KRAS mutated advanced or metastatic NSCLC	MEK162 + erlotinib	43	Safety	PFS, OS
NCT02520778 ¹⁵⁸	I	EGFR mutated advanced or metastatic NSCLC who have progressed on an EGFR TKI	Osimertinib + navitoclax	50	Safety	PK, PD, ORR
NCT02824458 ¹⁵⁹	III	Treatment naïve EGFR mutated advanced or metastatic NSCC NSCLC	Gefitinib + apatinib	346	Safety, PFS	OS, ORR, DCR, DOR, QoL, PK, PD
NCT03653546 ¹⁶⁰	II/III	Treatment naïve EGFR mutated advanced or metastatic NSCLC with CNS metastases	AZD3759	432	PFS	CNS PFS, ORR, DCR, DOR, OS
NCT04007835 ¹⁶	II	EGFR mutated advanced or metastatic NSCLC who have progressed on an EGFR TKI	Anlotinib + EGFR TKI	120	PFS	ORR, DCR, OS, safety
NCT03831932 ¹⁶²	I/II	EGFR mutated advanced or metastatic NSCLC who have progressed on an EGFR TKI	CB-839 + osimertinib	53	Safety, ORR	PFS, OS, PK, PD
NCT00977470 ¹⁶³	II	Treatment naïve EGFR mutated advanced or metastatic NSCLC	Erlotinib + hydroxychloroquine	76	PFS	Safety, ORR, OS
NCT03341494 ¹⁶⁴	II	Treatment naïve EGFR mutated advanced or metastatic NSCLC	Gefitinib + thalidomide	128	PFS	ORR, OS
NCT02496663 ¹⁶⁵	I	EGFR mutated advanced or metastatic NSCLC who have progressed on an EGFR TKI	Osimertinib + nectinumab	100	Safety	ORR, PFS, DCR, PK, PD
NCT01746251 ¹⁶⁶	II	EGFR mutated Stage I-III NSCLC	Afatinib (adjuvant)	92	RFS	Safety, OS
NCT04181060 ¹⁶⁷	III	Treatment naïve EGFR mutated advanced or metastatic NSCLC	Osimertinib + bevacizumab	300	PFS	OS, ORR, time to CNS metastases, safety
NCT02917993 ¹⁶⁸	I/II	EGFR mutated advanced or metastatic NSCLC who have progressed on an EGFR TKI	Itacitinib + osimertinib	59	Safety, ORR	PK, PD, PFS, OS
NCT03983811 ¹⁶⁹	III	EGFR mutated Stage IIB-III A NSCLC	Icotinib + chemotherapy (adjuvant)	174	DFS	Safety

(Continued)

Table 7 (Continued).

Protocol Name	Phase	Patient Population	Treatment Regimen	Target Sample Size (n)	Primary Outcomes	Secondary Outcomes
NCT03260491 ¹⁷⁰	I	EGFR mutated advanced or metastatic NSCLC who have progressed on an EGFR TKI	U3-1402	198	Safety, ORR	PK, PD, DCR, DOR, PFS, OS
NCT04042558 ¹⁷¹	II	Advanced or metastatic NSCLC who have progressed on a targeted therapy	Carboplatin + Pemetrexed + Atezolizumab + Bevacizumab	149	ORR	PFS, OS, DOR
NCT02609776 (CHRYSA LIS) ¹⁷²	I	EGFR mutated advanced or metastatic NSCLC who have progressed on an EGFR TKI	Lazertinib	460	Safety, ORR	PK, PD, PFS, OS
NCT03234712 ¹⁷³	I	Advanced solid tumors with overexpression EGFR	ABBY-321	120	PK, PD	PFS, DOR, DCR, OS, ORR
NCT01470716 ¹⁷⁴	II	EGFR mutated Stage II–IIIA NSCLC	Erlotinib (neoadjuvant)	26	PFS	ORR, OS, safety
NCT03778229 (SAVANNAH) ¹⁷⁵	II	EGFR mutated advanced or metastatic NSCLC who have progressed on osimertinib	Osimertinib + savolitinib	192	ORR	PFS, QOL, OS, safety, DOR
NCT04201756 ¹⁷⁶	II	EGFR mutated Stage III resectable NSCLC	Afacinib (neoadjuvant)	47	ORR	DFS, OS, PFS, safety, QOL
NCT03623750 (EPICAL) ¹⁷⁷	IB	Treatment naive advanced or metastatic NSCLC	Afacinib + EGF-PTI + cyclophosphamide	30	Safety	Clinical outcomes

Abbreviations: BM, brain metastases; CAR-T, chimeric antigen receptor autologous T-Cells; CNS, central nervous system; CRR, complete resection rate; DCR, disease control rate; DFS, disease-free survival; DOR, duration of response; EGF-PTI, EGF pathway targeting immunization; EGFR, epidermal growth factor receptor; EFS, event-free survival; MET, mesenchymal-epithelial transition; MPR, major pathological response; NSCC, non-squamous cell carcinoma; NSCLC, non-small cell lung cancer; ORR, objective response rate; OS, overall survival; PCR, pathological complete response; PD, pharmacokinetics; PK, pharmacodynamics; PFS, progression-free survival; QOL, quality of life; SRS, stereotactic radiosurgery; TKI, tyrosine kinase inhibitor; TOT, time on treatment; TTP, time to progression; TTF, time to treatment failure; WBRT, whole brain radiotherapy.

conditions or those who have been treated with radiation in the past. This usually consists of interstitial lung disease/pneumonitis. While the exact mechanism is unclear, this is thought to be due to inhibition of *EGFR*, which is expressed in type II pneumocytes, which helps in alveolar wall repair. Management is supportive, with immediate discontinuation of the drug, oxygen supplementation, and steroids.⁶⁹ Osimertinib has shown to have a higher incidence of pulmonary toxicity compared to first-generation *EGFR* TKIs.⁴³

Cardiac Toxicity with *EGFR* TKI

Cardiac toxicity including QT prolongation, cardiac failure, pericardial effusion, myocarditis, atrial fibrillation although uncommon, has been seen with osimertinib.⁴³ The exact mechanism is not known but is thought to be due to the inhibition of HER 2 (human epidermal growth factor-2).⁸⁵ Treatment includes supportive measures, maximizing cardiac protection and sometimes discontinuation of the drug.

Evolving Treatment Paradigm for *EGFR* Positive Metastatic NSCLC

Currently, for patients who have *EGFR* positive metastatic NSCLC, treatment options consist of erlotinib, gefitinib, icotinib, afatinib, dacomitinib, osimertinib or erlotinib plus ramucirumab.^{23–45,61} Osimertinib has emerged as the preferred *EGFR* TKI due to its benefit in PFS and OS over erlotinib and gefitinib.^{43,54} The most common cause for secondary resistance to first and second-generation TKI is development of a secondary mutation in exon 20, T790M. Osimertinib is an effective second-line option for patients who were previously treated with first or second-generation TKI, particularly for those who develop the T790M mutation. Patients who progress on osimertinib have limited options. Resistance mechanisms include occurrence of tertiary mutations such as C797S, activation of alternate signaling pathways such as MET, and histological transformation to small cell or sarcomatoid tumors.⁸⁶ Options after progression on osimertinib include continuing TKI while addressing areas of progression with local therapies or initiating systemic platinum-based or docetaxel chemotherapy.⁸⁷ Checkpoint inhibitor therapy is generally ineffective in this patient population.^{88,89} Enrollment in clinical trials is ideal and should be strongly considered for these patients.

Conclusions and Future Directions

EGFR TKIs significantly improve outcomes in patients with advanced NSCLC that contains an activating mutation in *EGFR* compared with platinum-based chemotherapy doublets. Resistance inevitably occurs and identifying patients who are likely to have rapid progression is critical. This would not only help with monitoring patients on treatment but also help optimize outcomes by encouraging them to participate in clinical trials.

There are emerging data to support the use of *EGFR* TKIs with other systemic therapies in the front-line setting. While most of the published studies on combination therapies have involved first-generation TKIs, there are ongoing trials looking at combinations of various TKIs including osimertinib with other systemic agents as summarized in Table 7. It is possible that these combinations will push median survival even further for these patients, but the incremental benefit needs to be weighed against additional toxicities from adding other systemic agents. Currently, osimertinib is the preferred therapy of choice of *EGFR*-mutated NSCLC, but the promising data for combination therapies raise the question as to which option would be better suited as first-line therapy. PFS was similar amongst the trials, but osimertinib may be a suitable option after progression on combination therapy.^{43,57–61}

Developing effective treatment regimens for patients who progress on osimertinib, or those who develop tertiary mutations such as C797S, is urgently needed. Patients with less common *EGFR* mutations such as exon 20 insertions typically do not respond well to the available TKIs and there is an imminent need to develop agents that work effectively in this population (Table 7). Similarly, patients with refractory brain metastases or leptomeningeal disease desperately need efficient treatment options. Table 7 enlists some of the ongoing clinical trials that aim to address these unmet needs.

With multiple agents approved for *EGFR*-mutated NSCLC, it would be ideal to have standardization of clinical pathways, including guidelines on optimal utilization of tissue-based and blood-based next-generation sequencing. Multidisciplinary input, in addition to detailed genomic information, is of paramount importance to help create a personalized treatment plan for each patient. These therapies do come with unforeseen adverse effects, for which having an interdisciplinary team including oncologists, nurses, clinical pharmacists, dermatologists, gastroenterologists, dentist/oral health-care providers, and wound care

specialists, is of utmost importance. Patient education regarding toxicities prior to initiation of treatment, in conjunction with the utilization of patient-reported outcomes, and toxicity management algorithms, help improve patients' quality of life. These strategies increase patient compliance while also reducing treatment interruptions, dose reductions, or treatment discontinuation.

Conclusion

EGFR mutated advanced NSCLC forms a special subset of lung cancer for which there are excellent treatment options. The current standard of care for patients diagnosed with this disease is treated with one of the several FDA-approved TKIs, which have all shown improved outcomes compared to chemotherapy. However, almost all patients with this disease develop resistance at some time point and there are no effective treatment options for patients who progress on the third-generation TKI, osimertinib. Ongoing trials with combination regimens and poly-specific antibodies will hopefully address unmet needs and transform EGFR-mutated lung cancer to a chronic disease with an excellent prognosis.

Disclosure

Nagashree Seetharamu has served on the advisory boards for Genentech, Amgen, Takeda and Astra-Zeneca in the last year outside the submitted work. The authors report no other conflicts of interest in this work.

References

- Siegel RL, Miller KD, Jemal A. Cancer statistics, 2020. *CA Cancer J Clin*. 2020;70(1):7–30. doi:10.3322/caac.21590
- Toh CK, Ong WS, Lim WT, et al. A decade of never-smokers among lung cancer patients-increasing trend and improved survival. *Clin Lung Cancer*. 2018;19(5):e539–e550. doi:10.1016/j.clcc.2018.03.013
- Peloso L, Ahn C, Gao A, et al. Proportion of never-smoker non-small cell lung cancer patients at three diverse institutions. *J Natl Cancer Inst*. 2017;109(7):djw295. doi:10.1093/jnci/djw295
- Pakkala S, Ramalingam SS. Epidermal growth factor receptor mutated advanced non-small cell lung cancer: a changing treatment paradigm. *Hematol Oncol Clin North Am*. 2017;31(1):83–99. doi:10.1016/j.hoc.2016.08.003
- Howlander N, Noone AM, Krapcho M, et al. *SEER Cancer Statistics Review, 1975-2014*. Bethesda, MD: National Cancer Institute. https://seer.cancer.gov/csr/1975_2014/.
- Morgensztern D, Politi K, Herbst RS. EGFR mutations in non-small-cell lung cancer: find, divide, and conquer. *JAMA Oncol*. 2015;1(2):146–148. doi:10.1001/jamaoncol.2014.278
- Cho SH, Park LC, Ji JH, et al. Efficacy of EGFR tyrosine kinase inhibitors for non-adenocarcinoma NSCLC patients with EGFR mutation. *Cancer Chemother Pharmacol*. 2012;70(2):315–320. doi:10.1007/s00280-012-1876-0
- Miyamae Y, Shimizu K, Hirato J, et al. Significance of epidermal growth factor receptor gene mutations in squamous cell lung carcinoma. *Oncol Rep*. 2011;25(4):921–928. doi:10.3892/or.2011.1182
- Han W, Du Y. Recent development of the second and third generation irreversible EGFR inhibitors. *Chem Biodivers*. 2017;14(7):e1600372. doi:10.1002/cbdv.201600372
- Riely GJ, Politi KA, Miller VA, Pao W. Update on epidermal growth factor receptor mutations in non-small cell lung cancer. *Clin Cancer Res*. 2006;12(24):7232–7241. doi:10.1158/1078-0432.CCR-06-0658
- O'Kane GM, Bradbury PA, Feld R, et al. Uncommon EGFR mutations in advanced non-small cell lung cancer. *Lung Cancer*. 2017;109:137–144. doi:10.1016/j.lungcan.2017.04.016
- Hirsch FR, Vignani PA Jr. EGFR testing in lung cancer is ready for prime time. *Lancet Oncol*. 2009;10(5):432–433. doi:10.1016/S1470-2045(09)70110-X
- Gilotrif [Package Insert]. Ridgefield, CT: Boehringer Ingelheim Pharmaceuticals, Inc; 2019.
- Tarceva [Package Insert]. Northbrook, IL: OSI Pharmaceuticals, LLC, an affiliate of Astellas Pharma US, Inc; 2016.
- Iressa [Package Insert]. Wilmington, DE: AstraZeneca Pharmaceuticals LP; 2019.
- Tagrisso [Package Insert]. Wilmington, DE: AstraZeneca Pharmaceuticals LP; 2020.
- Vizimpro [Package Insert]. New York, NY: Pfizer Labs, Division of Pfizer Inc; 2018.
- U.S. Food and Drug Administration. Hematology/Oncology (Cancer) Approvals & Safety Notifications; 2020. Available from: <https://www.fda.gov/drugs/resources-information-approved-drugs/hematologyoncology-cancer-approvals-safety-notifications>. Accessed June 30, 2020.
- U.S. Food and Drug Administration. Hematology/Oncology (Cancer) Approvals & Safety Notifications; 2020. Available from: <http://wayback.archive-it.org/7993/20170111064250/http://www.fda.gov/Drugs/InformationOnDrugs/ApprovedDrugs/ucm279174.htm>. Accessed June 30, 2020.
- U.S. Food and Drug Administration. Hematology/Oncology (Cancer) Approvals & Safety Notifications; 2020. Available from: <http://wayback.archive-it.org/7993/20170111231727/http://www.fda.gov/Drugs/InformationOnDrugs/ApprovedDrugs/ucm381453.htm>. Accessed June 30, 2020.
- U.S. Food and Drug Administration. Hematology/Oncology (Cancer) Approvals & Safety Notifications; 2020. Available from: <http://wayback.archive-it.org/7993/20170111231728/http://www.fda.gov/Drugs/InformationOnDrugs/ApprovedDrugs/ucm381454.htm>. Accessed June 30, 2020.
- U.S. Food and Drug Administration. Hematology/Oncology (Cancer) Approvals & Safety Notifications; 2020. Available from: <http://wayback.archive-it.org/7993/20170111231729/http://www.fda.gov/Drugs/InformationOnDrugs/ApprovedDrugs/ucm279177.htm>. Accessed June 30, 2020.
- Mok TS, Wu Y-L, Thongprasert S, et al. Gefitinib or Carboplatin–paclitaxel in pulmonary adenocarcinoma. *N Engl J Med*. 2009;361(10):947–957. doi:10.1056/NEJMoa0810699
- Mitsudomi T, Morita S, Yatabe Y, West Japan Oncology Group. Gefitinib versus cisplatin plus docetaxel in patients with non-small-cell lung cancer harbouring mutations of the epidermal growth factor receptor (WJTOG3405): an open label, randomised Phase 3 trial. *Lancet Oncol*. 2010;11(2):121–128. doi:10.1016/S1470-2045(09)70364-X
- Han JY, Park K, Kim SW, et al. First-SIGNAL: first-line single-agent iressa versus gemcitabine and cisplatin trial in never-smokers with adenocarcinoma of the lung. *J Clin Oncol*. 2012;30(10):1122–1128. doi:10.1200/JCO.2011.36.8456

26. Maemondo M, Inoue A, Kobayashi K, North-East Japan Study Group. Gefitinib or chemotherapy for non-small-cell lung cancer with mutated EGFR. *N Engl J Med.* 2010;362(25):2380–2388. doi:10.1056/NEJMoa0909530
27. Fukuoka M, Wu Y-L, Thongprasert S, et al. Biomarker analyses and final overall survival results from a phase iii, randomized, open-label, first-line study of gefitinib versus carboplatin/paclitaxel in clinically selected patients with advanced non-small-cell lung cancer in Asia (IPASS). *J Clin Oncol.* 2011;29(21):2866–2874. doi:10.1200/JCO.2010.33.4235
28. Yoshioka H, Mitsudomi T, Morita S, et al. Final overall survival results of WJTOG 3405, a randomized phase 3 trial comparing gefitinib (G) with cisplatin plus docetaxel (CD) as the first-line treatment for patients with non-small cell lung cancer (NSCLC) harboring mutations of the epidermal growth factor receptor (EGFR). *J Clin Oncol.* 2014;32(15_suppl):8117. doi:10.1200/jco.2014.32.15_suppl.8117
29. Rosell R, Carcereny E, Gervais R, for Spanish Lung Cancer Group in collaboration with Groupe Français de Pneumo-Cancérologie and Associazione Italiana Oncologia Toracica. Erlotinib versus standard chemotherapy as first-line treatment for European patients with advanced EGFR mutation-positive non-small-cell lung cancer (EURTAC): a multicentre, open-label, randomised phase 3 trial. *Lancet Oncol.* 2012;13(3):239–246. doi:10.1016/S1470-2045(11)70393-X
30. Zhou C, Wu YL, Chen G, et al. Erlotinib versus chemotherapy as first-line treatment for patients with advanced EGFR mutation-positive non-small-cell lung cancer (OPTIMAL, CTONG-0802): a multicentre, open-label, randomised, phase 3 study. *Lancet Oncol.* 2011;12(8):735–742. doi:10.1016/S1470-2045(11)70184-X
31. Zhou C, Wu YL, Chen G, et al. Final overall survival results from a randomised, phase III study of erlotinib versus chemotherapy as first-line treatment of EGFR mutation-positive advanced non-small-cell lung cancer (OPTIMAL, CTONG-0802). *Ann Oncol.* 2015;26(9):1877–1883. doi:10.1093/annonc/mdv276
32. Wu YL, Zhou C, Liam CK, et al. First-line erlotinib versus gemcitabine/cisplatin in patients with advanced EGFR mutation-positive non-small-cell lung cancer: analyses from the phase III, randomized, open-label, ENSURE study. *Ann Oncol.* 2015;26(9):1883–1889. doi:10.1093/annonc/mdv270
33. Hirsh V, Cadranel J, Cong XJ, et al. Symptom and quality of life benefit of afatinib in advanced non-small-cell lung cancer patients previously treated with erlotinib or gefitinib: results of a randomized phase IIb/III trial (LUX-Lung 1). *J Thorac Oncol.* 2013;8(2):229–237. doi:10.1097/JTO.0b013e3182773fce
34. Sequest L, Yang J, Yamamoto N, et al. Phase III Study of Afatinib or Cisplatin Plus Pemetrexed in Patients with Metastatic Lung Adenocarcinoma with EGFR Mutations. *J Clin Oncol.* 2013;31(27):3327–3334. doi:10.1200/JCO.2012.44.2806
35. Wu Y, Zhou C, Hu CP, et al. Afatinib versus cisplatin plus gemcitabine for first-line treatment of Asian patients with advanced non-small-cell lung cancer harbouring EGFR mutations (LUX-Lung 6): an open-label, randomized phase 3 trial. *Lancet Oncol.* 2014;15(2):213–222. doi:10.1016/S1470-2045(13)70604-1
36. Park K, Tan EH, O'Byrne K, et al. Afatinib versus gefitinib as first-line treatment of patients with EGFR mutation-positive non-small-cell lung cancer (LUX-Lung 7): a phase 2B, open-label, randomized controlled trial. *Lancet Oncol.* 2016;17(5):577–589. doi:10.1016/S1470-2045(16)30033-X
37. Paz-Ares L, Tan EH, O'Byrne K, et al. Afatinib versus gefitinib in patients with EGFR mutation-positive advanced non-small-cell lung cancer: overall survival data from the phase IIb LUX-Lung 7 trial. *Ann Oncol.* 2017;28(2):270–277. doi:10.1093/annonc/mdw611
38. Soria JC, Felip E, Cobo M, et al. Afatinib versus erlotinib as second-line treatment of patients with advanced squamous cell carcinoma of the lung (LUX-Lung 8): an open-label randomized controlled phase 3 trial. *Lancet Oncol.* 2015;16(8):907–987. doi:10.1016/S1470-2045(15)00006-6
39. Wu YL, Cheng Y, Zhou X, et al. Dacomitinib versus gefitinib as first-line treatment for patients with EGFR-mutation-positive non-small-cell lung cancer (ARCHER 1050): a randomized, open-label, phase 3 trial. *Lancet Oncol.* 2017;18(11):1454–1466. doi:10.1016/S1470-2045(17)30608-3
40. Mok TS, Cheng Y, Zhou X, et al. Improvement in overall survival in a randomized study that compared dacomitinib with gefitinib in patients with advanced non-small-cell lung cancer and EGFR-activating mutations. *J Clin Oncol.* 2018;22:2244–2250. doi:10.1200/JCO.2018.78.7994
41. Ramalingam SS, Janne PA, Mok T, et al. Dacomitinib versus erlotinib in patients with advanced stage, previously treated non-small cell lung cancer (ARCHER 1009): a randomized, double-blind, phase 3 trial. *Lancet Oncol.* 2014;15(12):1369–1378. doi:10.1016/S1470-2045(14)70452-8
42. Mok TS, Wu Y-L, Ahn M-J, et al. Osimertinib or platinum-pemetrex in EGFR T790M-positive lung cancer. *N Engl J Med.* 2017;376(7):629–640. doi:10.1056/NEJMoa1612674
43. Soria JC, Ohe Y, Vansteenkiste J, et al. Osimertinib in untreated EGFR-mutated advanced non-small-cell lung cancer. *N Engl J Med.* 2018;378(2):113–125. doi:10.1056/NEJMoa1713137
44. Shi Y, Zhang L, Liu X, et al. Icotinib versus gefitinib in previously treated advanced non-small cell lung cancer (ICOGEN): a randomized, double-blind phase 3 non-inferiority trial. *Lancet Oncol.* 2013;13(10):953–961. doi:10.1016/S1470-2045(13)70355-3
45. Shi YK, Wang L, Han BH, et al. First-line icotinib versus cisplatin/pemetrexed plus pemetrexed maintenance therapy for patients with advanced EGFR mutation-positive lung adenocarcinoma (CONVINCE): a phase 3, open-label, randomized study. *Ann Oncol.* 2017;28(10):2443–2450.
46. Lee CK, Davies L, Wu YL, et al. Gefitinib or Erlotinib versus Chemotherapy for EGFR Mutation Positive Lung Cancer: individual Patient Data Meta-Analysis of Overall Survival. *J Natl Cancer Inst.* 109:6. doi:10.1093/jnci/djw279
47. Zhong WZ, Wang Q, Mao WM, et al. Gefitinib versus vinorelbine plus cisplatin as adjuvant treatment for Stage II-IIIa (N1-N2) EGFR-mutant NSCLC (ADJUVANT/CTONG1104): a randomised, open-label, phase 3 study. *Lancet Oncol.* 2018;19(1):139–148. doi:10.1016/S1470-2045(17)30729-5
48. Cappuzzo F, Ciuleanu T, Stelmakh L, SATURN investigators. Erlotinib as maintenance treatment in advanced non-small-cell lung cancer: a multicentre, randomised, placebo-controlled phase 3 study. *Lancet Oncol.* 2010;11(6):521–529. doi:10.1016/S1470-2045(10)70112-1
49. Jain P, Khanal R, Sharma A, et al. Afatinib and lung cancer. *Expert Rev Anticancer Ther.* 2014;14(12):1391–1406. doi:10.1586/14737140.2014.983083
50. Yang JC, Wu YL, Schuler M, et al. Afatinib versus cisplatin-based chemotherapy for EGFR mutation-positive lung adenocarcinoma (Lux-Lung 3 and LUX-Lung 6): analysis of overall survival data from two randomized phase 3 trials. *Lancet Oncol.* 2015;16(2):141–151. doi:10.1016/S1470-2045(14)71173-8
51. Ellis PM, Shepherd FA, Millward M, et al. Dacomitinib compared with placebo in pretreated patients with advanced or metastatic non-small-cell lung cancer (NCIC CTG BR.26): a double blind, randomized, phase 3 trial. *Lancet Oncol.* 2014;(12):1379–1388. doi:10.1016/S1470-2045(14)70472-3

52. Ramalingam SS, Blackhall F, Krzakowski M, et al. Randomized phase II study of dacomitinib, an irreversible pan-human epidermal growth factor receptor inhibitor, versus erlotinib in patients with advanced non-small-cell lung cancer. *J Clin Oncol.* 2012;30(27):3337–3344. doi:10.1200/JCO.2011.40.9433
53. Gao X, Le X, Costa DB. The safety and efficacy of osimertinib for the treatment of EGFR T790M mutation positive non-small-cell lung cancer. *Expert Rev Anticancer Ther.* 2016;16(4):383–390. doi:10.1586/14737140.2016.1162103
54. Santarpia M, Liguori A, Karachaliou N, et al. Osimertinib in the treatment of non-small-cell lung cancer: design, development, and place in therapy. *Lung Cancer.* 2017;8:109–125. doi:10.2147/LCTT.S119644;
55. Ramalingam SS, Vansteenkiste J, Planchard D, B C C. Overall Survival with Osimertinib in Untreated, EGFR -Mutated Advanced NSCLC. *N Engl J Med.* 2020;382(1):41–50. doi:10.1056/NEJMoa1913662
56. Herbst RS, Tsuboi M, John T, et al. Osimertinib as adjuvant therapy in patients with stage IB-IIIa EGFR mutation positive NSCLC after complete tumor resection: ADAURA. *J Clin Oncol.* 2020;38(suppl); abstr LBA5:LBA5–LBA5. doi:10.1200/JCO.2020.38.18_suppl.LBA5
57. Noronha V, Patil VM, Joshi A, et al. Gefitinib Versus Gefitinib Plus Pemetrexed and Carboplatin Chemotherapy in EGFR-Mutated Lung Cancer. *J Clin Oncol.* 2020;38(2):124–136. doi:10.1200/JCO.19.01154
58. Hosomi Y, Morita S, Sugawara S, et al. Gefitinib alone versus gefitinib plus chemotherapy for non-small-cell lung cancer with mutated epidermal growth factor receptor: NEJ009 study. *J Clin Oncol.* 2020;38(2):115–123. doi:10.1200/JCO.19.01488
59. Soria JC, Wu YL, Nakagawa K, et al. Gefitinib plus chemotherapy versus placebo plus chemotherapy in EGFR-mutation-positive non-small-cell lung cancer after progression on first-line gefitinib (IMPRESS): a phase 3 randomised trial. *Lancet Oncol.* 2015;16(8):990–998. doi:10.1016/S1470-2045(15)00121-7
60. Mok TSK, Kim SW, Wu YL, et al. Gefitinib plus chemotherapy versus chemotherapy in epidermal growth factor receptor mutation-positive non-small-cell lung cancer resistant to First-Line Gefitinib (IMPRESS): overall survival and biomarker analyses. *J Clin Oncol.* 2017;35(36):4027–4034. doi:10.1200/JCO.2017.73.9250
61. Nakagawa K, Garon EB, Seto T, et al. Ramucirumab plus erlotinib in patients with untreated, EGFR-mutated, advanced non-small-cell lung cancer (RELAY): a randomised, double-blind, placebo-controlled, phase 3 trial. *Lancet Oncol.* 2019;20(12):1655–1669. doi:10.1016/S1470-2045(19)30634-5
62. Giaccone G, Herbst RS, Manegold C, et al. Gefitinib in combination with gemcitabine and cisplatin in advanced non-small-cell lung cancer: a phase III trial–INTACT 1. *J Clin Oncol.* 2004;22(5):777–784. doi:10.1200/JCO.2004.08.001
63. Herbst RS, Giaccone G, Schiller JH, et al. Gefitinib in combination with paclitaxel and carboplatin in advanced non-small-cell lung cancer: a phase III trial–INTACT 2. *J Clin Oncol.* 2004;22(5):785–794. doi:10.1200/JCO.2004.07.215
64. Saito H, Fukuhara T, Furuya N, et al. Erlotinib plus bevacizumab versus erlotinib alone in patients with EGFR-positive advanced non-squamous non-small-cell lung cancer (NEJ026): interim analysis of an open-label, randomised, multicentre, phase 3 trial. *Lancet Oncol.* 2019;20(5):625–635. doi:10.1016/S1470-2045(19)30035-X
65. Herbst RS, Ansari R, Bustin F, et al. Efficacy of bevacizumab plus erlotinib versus erlotinib alone in advanced non-small-cell lung cancer after failure of standard first-line chemotherapy (BeTa): a double-blind, placebo-controlled, phase 3 trial. *Lancet.* 2011;377(9780):1846–1854. doi:10.1016/S0140-6736(11)60545-X
66. Scagliotti GV, Bondarenko I, Blackhall F, et al. Randomized, phase III trial of figitumumab in combination with erlotinib versus erlotinib alone in patients with nonadenocarcinoma nonsmall-cell lung cancer. *Ann Oncol.* 2015;26(3):497–504. doi:10.1093/annonc/mdu517
67. Gatzemeier U, Pluzanska A, Szczesna A, et al. Phase III study of erlotinib in combination with cisplatin and gemcitabine in advanced non-small-cell lung cancer: the Tarceva Lung Cancer Investigation Trial. *J Clin Oncol.* 2007;25(12):1545–1552. doi:10.1200/JCO.2005.05.1474
68. Herbst RS, Prager D, Hermann R, et al. TRIBUTE: a phase III trial of erlotinib hydrochloride (OSI-774) combined with carboplatin and paclitaxel chemotherapy in advanced non-small-cell lung cancer. *J Clin Oncol.* 2005;23(25):5892–5899. doi:10.1200/JCO.2005.02.840
69. Hirsh V. Managing treatment-related adverse events associated with EGFR tyrosine kinase inhibitors in advanced non-small-cell lung cancer. *Curr Oncol.* 2011;18:126–138. doi:10.3747/co.v18i3.877
70. Lichtenberger BM, Gerber PA, Holcman M, et al. Epidermal EGFR controls cutaneous host defense and prevents inflammation. *Sci Transl Med.* 2013;5(199):199ra111. doi:10.1126/scitranslmed.3005886
71. Mok TS, Wu YL, Thongprasert S, et al. Gefitinib or carboplatin-paclitaxel in pulmonary adenocarcinoma. *N Engl J Med.* 2009;361(10):947–957. doi:10.1056/NEJMoa0810699
72. Perez-Soler R, Van Cutsem E. Clinical research of EGFR inhibitors and related dermatologic toxicities. *Oncology (Williston Park).* 2007;21(11 Suppl 5):10–16.
73. Boone SL, Rademaker A, Liu D, et al. Impact and management of skin toxicity associated with anti-epidermal growth factor receptor therapy: survey results. *Oncology.* 2007;72(3–4):152–159. doi:10.1159/000112795
74. Aw DC-W, Tan EH, Chin TM, et al. Management of epidermal growth factor receptor tyrosine kinase inhibitor-related cutaneous and gastrointestinal toxicities. *Asia Pac J Clin Oncol.* 2018;14(1):23–31. doi:10.1111/ajco.12687
75. Abdullah SE, Haigentz M Jr., Piperdi B. Dermatologic toxicities from monoclonal antibodies and tyrosine kinase inhibitors against EGFR: pathophysiology and management. *Chemother Res Pract.* 2012;2012:351210.
76. Jackman DM, Holmes AJ, Lindeman N, et al. Response and resistance in a non-small-cell lung cancer patient with an epidermal growth factor receptor mutation and leptomeningeal metastases treated with high-dose gefitinib. *J Clin Oncol.* 2006;24(27):4517–4520. doi:10.1200/JCO.2006.06.6126
77. Common Terminology Criteria for Adverse Events (CTCAE), Version 5.0, 2017, National Institutes of Health, National Cancer Institute. Available from: https://ctep.cancer.gov/protocol-development/electronic_applications/docs/CTCAE_v5_Quick_Reference_8.5x11.pdf.
78. Chanprapaph K, Vachiramon V, Rattanakaemakorn P. Epidermal growth factor receptor inhibitors: a review of cutaneous adverse events and management. *Dermatol Res Pract.* 2014;2014:734249. doi:10.1155/2014/734249
79. Balagula Y, Garbe C, Myskowski PL, et al. Clinical presentation and management of dermatological toxicities of epidermal growth factor receptor inhibitors. *Int J Dermatol.* 2011;50(2):129–146. doi:10.1111/j.1365-4632.2010.04791.x
80. Burtness B, Anadkat M, Basti S, et al. NCCN Task Force Report: management of dermatologic and other toxicities associated with EGFR inhibition in patients with cancer. *J Natl Compr Canc Netw.* 2009;7(Suppl 1):S5-21;quiz S22-4. doi:10.6004/jnccn.2009.0074
81. Uribe JM, Gelbmann CM, Traynor-Kaplan AE, Barrett KE. Epidermal growth factor inhibits Ca(2+)-dependent Cl- transport in T84 human colonic epithelial cells. *Am J Physiol.* 1996;271(3 Pt 1):C914–22. doi:10.1152/ajpcell.1996.271.3.C914

82. Hirsh V, Blais N, Burkes R, Verma S, Croitoru K. Management of diarrhea induced by epidermal growth factor receptor tyrosine kinase inhibitors. *Curr Oncol*. 2014;21(6):329–336. doi:10.3747/co.21.2241
83. BC Cancer Agency. *BCCA Guidelines for Management of Chemotherapy-Induced Diarrhea*. Vancouver, BC: BCCA; 2004. Available online at <http://www.bccancer.bc.ca/HPI/CancerManagementGuidelines/SupportiveCare/Chemotherapy-Induced+Diarrhea.htm>. Accessed January 13, 2014.
84. Lalla RV, Bowen J, Barasch A, et al. Mucositis Guidelines Leadership Group of the Multinational Association of Supportive Care in Cancer and International Society of Oral Oncology (MASCC/ISOO). MASCC/ISOO clinical practice guidelines for the management of mucositis secondary to cancer therapy. *Cancer*. 2014;120(10):1453–1461. doi:10.1002/cncr.28592
85. Thein K, Swarup S, Ball S, et al. Incidence of cardiac toxicities in patients with advanced non-small cell lung cancer treated with osimertinib: a combined analysis of two phase III randomized controlled trials. *Ann Oncol*. 2018;29(suppl_8):viii493–viii547. doi:10.1093/annonc/mdy292
86. Morgillo F, Della Corte CM, Fasano M, et al. Mechanisms of resistance to EGFR-targeted drugs: lung cancer. *ESMO Open*. 2016;1(3):e000060. doi:10.1136/esmoopen-2016-000060
87. Mu Y, Hao X, Yang K, et al. Clinical modality of resistance and subsequent management of patients with advanced non-small cell lung cancer failing treatment with osimertinib. *target oncol*. 2019;14(3):335–342. doi:10.1007/s11523-019-00644-6
88. Gainor JF, Shaw AT, Sequist LV, et al. EGFR mutations and ALK rearrangements are associated with low response rates to PD-1 pathway blockade in non-small cell lung cancer: a retrospective analysis. *Clin Cancer Res*. 2016;22(18):4585–4593. doi:10.1158/1078-0432.CCR-15-3101
89. Cavanna L, Citterio C, Orlandi E. Immune checkpoint inhibitors in EGFR-mutation positive TKI-treated patients with advanced non-small-cell lung cancer network meta-analysis. *Oncotarget*. 2019;10(2):209–215. doi:10.18632/oncotarget.26541
90. AstraZeneca. A Phase III, open-label, randomized study of osimertinib with or without platinum plus pemetrexed chemo, as first-line treatment in patients With epidermal growth factor receptor (EGFR) mutation positive, locally advanced or metastatic non-small cell lung cancer (FLAURA2). Available from: <http://www.clinicaltrials.gov/ct2/show/NCT04035486>. Accessed June 30, 2020.
91. Duke University. Single arm phase 2 trial of atezolizumab and bevacizumab in epidermal growth factor receptor (EGFR) mutant non-small cell lung cancer in patients with progressive disease after receiving osimertinib (TOP 1901). NLM identifier: NCT04099836. Available from: <http://www.clinicaltrials.gov/ct2/show/NCT04099836>. Accessed June 30, 2020.
92. Boehringer Ingelheim. START: real-world study on sequential therapy with afatinib as first-line treatment in patients with epidermal growth factor receptor (EGFR) mutation-positive advanced non-small cell lung cancer (NSCLC). NLM identifier: NCT04206787. Available from: <http://www.clinicaltrials.gov/ct2/show/NCT04206787>. Accessed June 30, 2020.
93. Vincent M. Osimertinib then chemotherapy in EGFR-mutated lung cancer with osimertinib third-line rechallenge. NLM identifier: NCT04335292. Available from: <http://www.clinicaltrials.gov/ct2/show/NCT04335292>. Accessed June 30, 2020.
94. Nanjing Sanhome Pharmaceutical, Co., Ltd. A Phase III, double-blind, randomised study of SH-1028 tablets versus gefitinib as first line treatment in patients with epidermal growth factor receptor mutation positive, locally advanced or metastatic non small cell lung cancer. NLM identifier: NCT04239833. Available from: <http://www.clinicaltrials.gov/ct2/show/NCT04239833>. Accessed June 30, 2020.
95. Daiichi Sankyo, Inc. A multicenter, open-label Phase 1 study of DS-1205c in combination with osimertinib in subjects with metastatic or unresectable EGFR-mutant non-small cell lung cancer. NLM identifier: NCT03255083. Available from: <http://www.clinicaltrials.gov/ct2/show/NCT03255083>. Accessed June 30, 2020.
96. EMD Serono Research & Development Institute, Inc. A phase II single-arm study to investigate tepotinib Combined With osimertinib in MET amplified, advanced or metastatic non-small cell lung cancer (NSCLC) harboring activating EGFR mutations and having acquired resistance to prior 1st to 3rd generation EGFR-tyrosine kinase inhibitor therapy NLM identifier: NCT03940703. Available from: <http://www.clinicaltrials.gov/ct2/show/NCT03940703>. Accessed June 30, 2020.
97. Daiichi Sankyo Co., Ltd. A multicenter, open-label phase 1 study of DS-1205c in combination with gefitinib in subjects with metastatic or unresectable EGFR-mutant non-small cell lung cancer. NLM identifier: NCT03599518. Available from: <http://www.clinicaltrials.gov/ct2/show/NCT03599518>. Accessed June 30, 2020.
98. Zeno Pharmaceuticals, Inc. A phase 1/2 open label, multicenter study to assess the safety, tolerability, pharmacokinetics, and anti-tumor activity of ZN-e4 (KP-673) in patients with advanced non-small cell lung cancer with activating epidermal growth factor receptor (EGFR) mutations. NLM identifier: NCT03446417. Available from: <http://www.clinicaltrials.gov/ct2/show/NCT03446417>. Accessed June 30, 2020.
99. AstraZeneca. A phase III, randomised, controlled, multi-center, 3-arm study of neoadjuvant osimertinib as monotherapy or in combination with chemotherapy versus standard of care chemotherapy alone for the treatment of patients with epidermal growth factor receptor mutation positive, resectable non-small cell lung cancer. NLM identifier: NCT04351555. Available from: <http://www.clinicaltrials.gov/ct2/show/NCT04351555>. Accessed June 30, 2020.
100. Academic and Community Cancer Research United. A randomized phase II trial of erlotinib alone or in combination with bevacizumab in patients with non-small cell lung cancer and activating epidermal growth factor receptor mutations. NLM identifier: NCT01532089. Available from: <http://www.clinicaltrials.gov/ct2/show/NCT01532089>. Accessed June 30, 2020.
101. Xiuning L. An open-label randomized phase II study of combining osimertinib with and without ramucirumab in tyrosine kinase inhibitor (TKI)-naïve epidermal growth factor receptor (EGFR)-mutant locally advanced or metastatic NSCLC. NLM identifier: NCT03909334. Available from: <http://www.clinicaltrials.gov/ct2/show/NCT03909334>. Accessed June 30, 2020.
102. Korea University Guro Hospital. Retreatment with 1st generation EGFR TKIs in sensitizing EGFR mutation positive non-squamous cell carcinoma patients who previously treated with EGFR TKI and cytotoxic chemotherapy. NLM identifier: NCT03382795. Available from: <http://www.clinicaltrials.gov/ct2/show/NCT03382795>. Accessed June 30, 2020.
103. Squibb B-M. Open-label, randomized trial of nivolumab (BMS-936558) plus pemetrexed/platinum or nivolumab plus ipilimumab (BMS-734016) vs pemetrexed plus platinum in stage IV or recurrent non-small cell lung cancer (NSCLC) subjects with epidermal growth factor receptor (EGFR) mutation who failed 1L or 2L EGFR tyrosine kinase inhibitor therapy. Available from: <http://www.clinicaltrials.gov/ct2/show/NCT02864251>. NLM identifier: NCT02864251. Accessed June 30, 2020.
104. Sun Yat-sen University. A multicenter phase II trial of neoadjuvant gefitinib followed by surgery, followed by adjuvant gefitinib in patients with unresectable stage III non-small cell lung cancer harboring activating epidermal growth factor receptor mutations. Available from: <http://www.clinicaltrials.gov/ct2/show/NCT02347839>. NLM identifier: NCT02347839. Accessed June 30, 2020.

105. Sun Yat-sen University. A multicenter, randomized, phase III trial of chemotherapy followed by 6-month or 12-month icotinib versus chemotherapy as adjuvant therapy in stage IIA-IIIa non-small cell lung cancer harboring epidermal growth factor receptor mutation. NLM identifier: NCT01996098. Available from: <http://www.clinicaltrials.gov/ct2/show/NCT01996098>. Accessed June 30, 2020.
106. University of Utah. A phase Ib study to evaluate the safety and efficacy of osimertinib in combination with ipilimumab in patients with EGFR mutated non-small-cell lung cancer tumors. NLM identifier: NCT04141644. Available from: <http://www.clinicaltrials.gov/ct2/show/NCT04141644>. Accessed June 30, 2020.
107. Blakely C. A phase I/Ib study of alisertib in combination with osimertinib in metastatic EGFR-mutant lung cancer. NLM identifier: NCT04085315. Available from: <http://www.clinicaltrials.gov/ct2/show/NCT04085315>. Accessed June 30, 2020.
108. Yuhon Corporation. A phase III, randomized, double-blind study to assess the efficacy and safety of lazertinib versus gefitinib as the first-line treatment in patients with epidermal growth factor receptor sensitizing mutation positive, locally advanced or metastatic non-small cell lung cancer. NLM identifier: NCT04248829. Available from: <http://www.clinicaltrials.gov/ct2/show/NCT04248829>. Accessed June 30, 2020.
109. Daping Hospital and the Research Institute of Surgery of the Third Military Medical University. Prospective observational trial to evaluate the efficacy of the combination of osimertinib and aspirin in patients with disease progression to 3rd generation epidermal growth factor receptor-tyrosine kinase inhibitor (EGFR-TKI) osimertinib. NLM identifier: NCT03532698. Available from: <http://www.clinicaltrials.gov/ct2/show/NCT03532698>. Accessed June 30, 2020.
110. InventisBio Inc. A phase II study to assess the safety and efficacy of D-0316 in patients with locally advanced/metastatic non small cell lung cancer whose tumors are epidermal growth factor receptor mutation positive. NLM identifier: NCT03861156. Available from: <http://www.clinicaltrials.gov/ct2/show/NCT03861156>. Accessed June 30, 2020.
111. National Cancer Center, Korea. A randomized phase II study of erlotinib alone versus erlotinib plus bevacizumab for advanced non-small cell lung cancer with epidermal growth factor receptor activating mutations. NLM identifier: NCT03126799. Available from: <http://www.clinicaltrials.gov/ct2/show/NCT03126799>. Accessed June 30, 2020.
112. Jiangsu HengRui Medicine Co., Ltd. An open, single-arm, multi-center, phase 2 clinical trial of famitinib combined with epidermal growth factor receptor (EGFR) inhibitor HS-10296 in patients with advanced EGFR-mutant non-small cell lung cancer (NSCLC). NLM identifier: NCT03904823. Available from: <http://www.clinicaltrials.gov/ct2/show/NCT03904823>. Accessed June 30, 2020.
113. Alist Pharmaceuticals, Inc. Safety, tolerability, pharmacokinetics and anti-tumour activity of aflutinib in patients with advanced non small cell lung cancer who progressed on prior therapy with an epidermal growth factor receptor tyrosine kinase inhibitor agent. NLM identifier: NCT02973763. Available from: <http://www.clinicaltrials.gov/ct2/show/NCT02973763>. Accessed June 30, 2020.
114. Innovent Biologics (Suzhou) Co. Ltd. A randomized, double-blind, multi-center, phase III clinical study assessing the efficacy and safety of sintilimab ± IBI305 combined with pemetrexed and cisplatin in patients with EGFR-mutant locally advanced or metastatic non-squamous non-small cell lung cancer who have failed epidermal growth factor receptor tyrosine kinase inhibitor (EGFR-TKI) treatment (ORIENT-31). NLM identifier: NCT03802240. Available from: <http://www.clinicaltrials.gov/ct2/show/NCT03802240>. Accessed June 30, 2020.
115. Jiangsu Aosaikang Pharmaceutical Co., Ltd. A phase I/II study to assess the safety, tolerability, pharmacokinetics and anti-tumour activity of ASK120067 in patients with locally advanced or metastatic T790M mutation-positive non-small cell lung cancer who have progressed following prior therapy with an epidermal growth factor receptor tyrosine kinase inhibitor agent. NLM identifier: NCT03502850. Available from: <http://www.clinicaltrials.gov/ct2/show/NCT03502850>. Accessed June 30, 2020.
116. Takeda. A phase 1/2 study of the oral EGFR/HER2 inhibitor TAK-788 in Japanese non-small cell lung cancer patients. NLM identifier: NCT03807778. Available from: <http://www.clinicaltrials.gov/ct2/show/NCT03807778>. Accessed June 30, 2020.
117. Clifford Hospital, Guangzhou, China. Clinical outcomes of intravenous vitamin C synergy with tyrosine kinase inhibitor in lung adenocarcinoma patients with epidermal growth factor receptor mutations. NLM identifier: NCT03799094. Available from: <http://www.clinicaltrials.gov/ct2/show/NCT03799094>. Accessed June 30, 2020.
118. British Columbia Cancer Agency. Open label, multicenter, phase II study of patients with treatment naïve metastatic epidermal growth factor receptor (EGFR) mutation-positive non-small cell lung cancer (NSCLC) with brain metastases randomized to stereotactic radiosurgery (SRS) and osimertinib or osimertinib alone. NLM identifier: NCT03769103. Available from: <http://www.clinicaltrials.gov/ct2/show/NCT03769103>. Accessed June 30, 2020.
119. Sun Yat-sen University. A single-arm, open-label, Phase I study to evaluate the safety and efficacy of CXCR5 modified EGFR chimeric antigen receptor autologous T cells in EGFR-positive patients with advanced non-small cell lung cancer. NLM identifier: NCT04153799. Available from: <http://www.clinicaltrials.gov/ct2/show/NCT04153799>. Accessed June 30, 2020.
120. West China Hospital. A phase 1/2 study of apatinib in combination with AP (pemetrexed/cisplatin) or AC (pemetrexed/carboplatin) as first-line chemotherapy for advanced epidermal growth factor receptor (EGFR) wild type non-squamous non-small cell lung cancer. NLM identifier: NCT03201146. Available from: <http://www.clinicaltrials.gov/ct2/show/NCT03201146>. Accessed June 30, 2020.
121. Kim C. Phase I/II study of dasatinib and osimertinib (AZD9291) in patients with advanced non-small cell lung cancer with EGFR mutations. NLM identifier: NCT02954523. Available from: <http://www.clinicaltrials.gov/ct2/show/NCT02954523>. Accessed June 30, 2020.
122. The Netherlands Cancer Institute. Phase II single arm study of afatinib in combination with cetuximab in EGFR exon 20 insertion positive non-small-cell lung cancer. NLM identifier: NCT03727724. Available from: <http://www.clinicaltrials.gov/ct2/show/NCT03727724>. Accessed June 30, 2020.
123. Intergroupe Francophone de Cancerologie Thoracique. Phase II study evaluating the combination of cetuximab with afatinib as first-line treatment for patients with EGFR mutated non small cell lung cancer. NLM identifier: NCT02716311. Available from: <http://www.clinicaltrials.gov/ct2/show/NCT02716311>. Accessed June 30, 2020.
124. Eli Lilly and Company. A randomized, controlled phase 2 study evaluating LY2875358 plus erlotinib versus erlotinib as first-line treatment in metastatic non-small cell lung cancer patients with activating EGFR mutations who have disease control after an 8-week lead-in treatment with erlotinib. Available from: <http://www.clinicaltrials.gov/ct2/show/NCT01897480>. NLM identifier: NCT01897480. Accessed June 30, 2020.
125. National Cancer Institute (NCI). A phase 1 trial of MLN0128 (TAK-228) in combination with osimertinib (AZD9291) in advanced EGFR mutation positive non-small cell lung cancer (NSCLC) after progression on a previous EGFR tyrosine kinase inhibitor. NLM identifier: NCT02503722. Available from: <http://www.clinicaltrials.gov/ct2/show/NCT02503722>. Accessed June 30, 2020.

126. AstraZeneca. A phase III, randomized, double-blind, placebo-controlled, multicenter, international study of osimertinib as maintenance therapy in patients with locally advanced, unresectable EGFR mutation-positive non-small cell lung cancer (Stage III) whose disease has not progressed following definitive platinum-based chemoradiation therapy (LAURA). NLM identifier: NCT03521154. Available from: <http://www.clinicaltrials.gov/ct2/show/NCT03521154>. Accessed June 30, 2020.
127. Eli Lilly and Company. An open-label, multicenter, phase I study with expansion cohorts of ramucirumab or necitumumab in combination with osimertinib in patients with advanced T790M-positive EGFR-mutant non-small cell lung cancer after progression on first-line EGFR TKI therapy. NLM identifier: NCT02789345. Available from: <http://www.clinicaltrials.gov/ct2/show/NCT02789345>. Accessed June 30, 2020.
128. Millennium Pharmaceuticals, Inc. A randomized phase 3 multicenter open-label study to compare the efficacy of TAK-788 as first-line treatment versus platinum-based chemotherapy in patients with non-small cell lung cancer with EGFR exon 20 insertion mutations. NLM identifier: NCT04129502. Available from: <http://www.clinicaltrials.gov/ct2/show/NCT04129502>. Accessed June 30, 2020.
129. Beijing Chest Hospital. The efficacy and drug resistance molecular biology of apatinib combined with EGFR-TKI treated for advanced slow-progressed non-small cell lung cancer (NSCLC). NLM identifier: NCT03811054. Available from: <http://www.clinicaltrials.gov/ct2/show/NCT03811054>. Accessed June 30, 2020.
130. Duke University. A single arm phase II study osimertinib in patients with stage 4 non-small cell lung cancer with uncommon EGFR mutations. NLM identifier: NCT03434418. Available from: <http://www.clinicaltrials.gov/ct2/show/NCT03434418>. Accessed June 30, 2020.
131. Pearl C. A phase 1/2a, open-label, multi-center trial to assess safety, tolerability, pharmacokinetics, pharmacodynamics, and efficacy of CLN-081 in patients with non-small cell lung cancer harboring EGFR exon 20 insertion mutations. NLM identifier: NCT04036682. Available from: <http://www.clinicaltrials.gov/ct2/show/NCT04036682>. Accessed June 30, 2020.
132. Hoffmann-La Roche. A single arm, phase II study of atezolizumab (MPDL3280A, anti-PD-L1 antibody) in combination with bevacizumab in patients with EGFR mutation positive stage IIIB/IV non-squamous non-small cell lung cancer pretreated with epidermal growth factor receptor tyrosine-kinase inhibitors. NLM identifier: NCT04426825. Available from: <http://www.clinicaltrials.gov/ct2/show/NCT04426825>. Accessed June 30, 2020.
133. Beijing Haidian Hospital. An open-label, multicenter, single-arm, phase II clinical study of icotinib for IIIA - IIIB NSCLC patients with epidermal growth factor receptor mutation. NLM identifier: NCT02820116. Available from: <http://www.clinicaltrials.gov/ct2/show/NCT02820116>. Accessed June 30, 2020.
134. National Cancer Centre, Singapore. Randomised phase 2 study of nivolumab versus nivolumab and ipilimumab combination in EGFR mutant non-small cell lung cancer. NLM identifier: NCT03091491. Available from: <http://www.clinicaltrials.gov/ct2/show/NCT03091491>. Accessed June 30, 2020.
135. Merck KGaA, Darmstadt, Germany. A phase Ib/II multicenter, randomized, open label trial to compare tepotinib (MSC2156119J) combined with gefitinib versus chemotherapy as second-line treatment in subjects with MET positive, locally advanced or metastatic non-small cell lung cancer (NSCLC) harboring EGFR mutation and having acquired resistance to prior EGFR-tyrosine kinase inhibitor (EGFR-TKI) therapy. NLM identifier: NCT01982955. Available from: <http://www.clinicaltrials.gov/ct2/show/NCT01982955>. Accessed June 30, 2020.
136. Second Affiliated Hospital of Nanchang University. A randomized phase II trial of osimertinib alone or in combination with bevacizumab for EGFR-mutant non-small cell lung cancer with leptomeningeal metastasis. NLM identifier: NCT04148898. Available from: <http://www.clinicaltrials.gov/ct2/show/NCT04148898>. Accessed June 30, 2020.
137. Nanjing Sanhome Pharmaceutical, Co., Ltd. A Phase I, open-label study to assess the safety, tolerability and pharmacokinetics of ascending doses of SH-1028 tablets in patients with advanced non-small cell lung cancer. NLM identifier: NCT03603262. Available from: <http://www.clinicaltrials.gov/ct2/show/NCT03603262>. Accessed June 30, 2020.
138. Southwest Oncology Group. A randomized phase II/III trial of afatinib plus cetuximab versus afatinib alone in treatment-naïve patients with advanced, EGFR mutation positive non-small cell lung cancer (NSCLC). NLM identifier: NCT02438722. Available from: <http://www.clinicaltrials.gov/ct2/show/NCT02438722>. Accessed June 30, 2020.
139. Betta Pharmaceuticals Co., Ltd. A phase II/III, open-label, randomized study to assess the safety and efficacy of D-0316 versus icotinib as first line treatment in patients with EGFR sensitising mutation, locally advanced or metastatic NSCLC. NLM identifier: NCT04206072. Available from: <http://www.clinicaltrials.gov/ct2/show/NCT04206072>. Accessed June 30, 2020.
140. Guangdong Association of Clinical Trials. A randomized, open-label trial of gefitinib versus combination of vinorelbine plus platinum as adjuvant treatment in pathological stage II-IIIa (N1-N2) non-small cell lung cancer with EGFR mutation. NLM identifier: NCT01405079. Available from: <http://www.clinicaltrials.gov/ct2/show/NCT01405079>. Accessed June 30, 2020.
141. Millennium Pharmaceuticals, Inc. A phase 1/2 study of the safety, pharmacokinetics, and anti-tumor activity of the oral EGFR/HER2 inhibitor TAK-788 (AP32788) in non-small cell lung cancer. NLM identifier: NCT02716116. Available from: <http://www.clinicaltrials.gov/ct2/show/NCT02716116>. Accessed June 30, 2020.
142. Memorial Sloan Kettering Cancer Center. A pilot study of dacomitinib with or without osimertinib for patients with metastatic EGFR mutant lung cancers with disease progression on osimertinib. NLM identifier: NCT03755102. Available from: <http://www.clinicaltrials.gov/ct2/show/NCT03755102>. Accessed June 30, 2020.
143. Dana-Farber Cancer Institute. A phase 1/2 study of osimertinib in combination with gefitinib in EGFR inhibitor naïve advanced EGFR mutant lung cancer. NLM identifier: NCT03122717. Available from: <http://www.clinicaltrials.gov/ct2/show/NCT03122717>. Accessed June 30, 2020.
144. Second Affiliated Hospital of Nanchang University. Phase II study of osimertinib with bevacizumab for leptomeningeal metastasis from EGFR-mutation non-small cell lung cancer. NLM identifier: NCT04425681. Available from: <http://www.clinicaltrials.gov/ct2/show/NCT04425681>. Accessed June 30, 2020.
145. Betta Pharmaceuticals Co., Ltd. Icotinib as consolidation therapy after synchronous or sequential chemoradiotherapy in stage IIIA-IIIB non-small cell lung cancer with EGFR sensitive mutation: a single center, single arm, open label and prospective clinical study. NLM identifier: NCT03396185. Available from: <http://www.clinicaltrials.gov/ct2/show/NCT03396185>. Accessed June 30, 2020.
146. Shenzhen People's Hospital. Apatinib combined with epidermal growth factor receptor tyrosine kinase inhibitors used for the advanced slow-progressed non small cell lung cancer patients with EGFR-TKI resistance. NLM identifier: NCT03428022. Available from: <http://www.clinicaltrials.gov/ct2/show/NCT03428022>. Accessed June 30, 2020.

147. Intergroupe Francophone de Cancerologie Thoracique. A Phase II, multi-centre study, to evaluate the efficacy and safety of osimertinib treatment for patients with EGFR-mutated non-small cell lung cancer (NSCLC) with brain or leptomeningeal metastases. NLM identifier: NCT04233021. Available from: <http://www.clinicaltrials.gov/ct2/show/NCT04233021>. Accessed June 30, 2020.
148. Jiangsu Aosaikang Pharmaceutical Co., Ltd. A phase III, double-blind, randomised study to assess the efficacy and safety of ASK120067 versus gefitinib as first-line treatment in patients with epidermal growth factor receptor mutation positive, locally advanced or metastatic non-small cell lung cancer. NLM identifier: NCT04143607. Available from: <http://www.clinicaltrials.gov/ct2/show/NCT04143607>. Accessed June 30, 2020.
149. Shanghai Chest Hospital. A phase II, open-label, multicenter, single-arm, prospective clinical study to investigate the efficacy and safety of tislelizumab combined with chemotherapy in non-squamous NSCLC with EGFR sensitizing mutation who failed EGFR TKI therapy. NLM identifier: NCT04405674. Available from: <http://www.clinicaltrials.gov/ct2/show/NCT04405674>. Accessed June 30, 2020.
150. Dana-Farber Cancer Institute. A phase 2 study of osimertinib in combination with selumetinib in EGFR inhibitor naïve advanced EGFR mutant lung cancer. NLM identifier: NCT03392246. Available from: <http://www.clinicaltrials.gov/ct2/show/NCT03392246>. Accessed June 30, 2020.
151. Massachusetts General Hospital. Afatinib sequenced with concurrent chemotherapy and radiation in EGFR-mutant non-small cell lung tumors: the ASCENT Trial. Available from: <http://www.clinicaltrials.gov/ct2/show/NCT01553942>. NLM identifier: NCT01553942. Accessed June 30, 2020.
152. Nanjing Sanhome Pharmaceutical, Co., Ltd. A multicenter, open-label, phase II study to evaluate the safety and efficacy of SH-1028 in locally advanced or metastatic NSCLC. NLM identifier: NCT03823807. Available from: <http://www.clinicaltrials.gov/ct2/show/NCT03823807>. Accessed June 30, 2020.
153. TYK Medicines, Inc. Phase I, open-label, single-arm study to evaluate the safety, tolerance, pharmacokinetics and preliminary efficacy of TY-9591 tablets in advanced NSCLC patients with epidermal growth factor receptor (EGFR) positive mutation. NLM identifier: NCT04204473. Available from: <http://www.clinicaltrials.gov/ct2/show/NCT04204473>. Accessed June 30, 2020.
154. Second Affiliated Hospital of Nanchang University. A randomized phase II trial of gefitinib with anlotinib in advanced non-squamous NSCLC patients with uncleared plasma ctDNA EGFRm after first-line treatment with gefitinib. NLM identifier: NCT04358562. Available from: <http://www.clinicaltrials.gov/ct2/show/NCT04358562>. Accessed June 30, 2020.
155. Hunan Province Tumor Hospital. Second line erlotinib combination with gemcitabine cisplatinum in non-small cell lung cancer patients who harbored EGFR sensitive mutation developed resistance after first line TKI treatment. NLM identifier: NCT02098954. Available from: <http://www.clinicaltrials.gov/ct2/show/NCT02098954>. Accessed June 30, 2020.
156. M.D. Anderson Cancer Center. A phase II study of poziotinib in EGFR in exon 20 mutant advanced non small cell lung cancer (NSCLC). NLM identifier: NCT03066206. Available from: <http://www.clinicaltrials.gov/ct2/show/NCT03066206>. Accessed June 30, 2020.
157. H. Lee Moffitt Cancer Center and Research Institute. A phase I/IB trial of MEK162 in combination with erlotinib in non-small cell lung cancer (NSCLC) harboring KRAS or EGFR mutation. NLM identifier: NCT01859026. Available from: <http://www.clinicaltrials.gov/ct2/show/NCT01859026>. Accessed June 30, 2020.
158. National Cancer Institute (NCI). A phase 1B study of AZD9291 in combination with navitoclax in EGFR-mutant non-small cell lung cancer following resistance to initial EGFR kinase inhibitor. NLM identifier: NCT02520778. Available from: <http://www.clinicaltrials.gov/ct2/show/NCT02520778>. Accessed June 30, 2020.
159. Sun Yat-sen University. A multicenter, randomized, double-blind study of gefitinib in combination with apatinib or placebo in previously untreated patients with EGFR mutation-positive advanced non-squamous non-small-cell lung cancer. NLM identifier: NCT02824458. Available from: <http://www.clinicaltrials.gov/ct2/show/NCT02824458>. Accessed June 30, 2020.
160. Alpha Biopharma (Jiangsu) Co., Ltd. A randomized, open-label, controlled, multi-center phase II/III study to assess the efficacy and safety of AZD3759 vs. a standard of care EGFR TKI, as first line treatment to EGFR mutation positive advanced NSCLC with CNS metastases. NLM identifier: NCT03653546. Available from: <http://www.clinicaltrials.gov/ct2/show/NCT03653546>. Accessed June 30, 2020.
161. Guangdong Association of Clinical Trials. Safety and efficacy of anlotinib hydrochloride combined with epidermal growth factor receptor tyrosine kinase inhibitors (EGFR TKIs) in treating advanced non-small-cell lung cancer (NSCLC) patients with acquired resistance to EGFR TKIs. NLM identifier: NCT04007835. Available from: <http://www.clinicaltrials.gov/ct2/show/NCT04007835>. Accessed June 30, 2020.
162. National Cancer Institute (NCI). A phase I/II study of AZD9291 (osimertinib) and CB-839 HCl in patients with EGFR mutant non-small cell lung cancer. NLM identifier: NCT03831932. Available from: <http://www.clinicaltrials.gov/ct2/show/NCT03831932>. Accessed June 30, 2020.
163. Massachusetts General Hospital. Phase II study of erlotinib with or without hydroxychloroquine in patients with previously untreated advanced NSCLC and EGFR mutations. NLM identifier: NCT00977470. Available from: <http://www.clinicaltrials.gov/ct2/show/NCT00977470>. Accessed June 30, 2020.
164. Fujian Cancer Hospital. A randomized phase II study of gefitinib alone versus gefitinib plus thalidomide for advanced non-small cell lung cancer with epidermal growth factor receptor activating mutations. NLM identifier: NCT03341494. Available from: <http://www.clinicaltrials.gov/ct2/show/NCT03341494>. Accessed June 30, 2020.
165. National Cancer Institute (NCI). A phase I trial of AZD9291 and necitumumab in EGFR-mutant non-small cell lung cancer after progression on a previous EGFR tyrosine kinase inhibitor. NLM identifier: NCT02496663. Available from: <http://www.clinicaltrials.gov/ct2/show/NCT02496663>. Accessed June 30, 2020.
166. Massachusetts General Hospital. Randomized phase II study comparing concise versus prolonged afatinib as adjuvant therapy for patients with resected stage I-III NSCLC with EGFR mutation. NLM identifier: NCT01746251. Available from: <http://www.clinicaltrials.gov/ct2/show/NCT01746251>. Accessed June 30, 2020.
167. National Cancer Institute (NCI). Randomized phase III study of combination AZD9291 (osimertinib) and bevacizumab versus AZD9291 (osimertinib) alone as first-line treatment for patients with metastatic EGFR-mutant non-small cell lung cancer (NSCLC). NLM identifier: NCT04181060. Available from: <http://www.clinicaltrials.gov/ct2/show/NCT04181060>. Accessed June 30, 2020.
168. Incyte Corporation. An open-label phase 1/2 study of itacitinib in combination with osimertinib in subjects with locally advanced or metastatic non-small cell lung cancer. NLM identifier: NCT02917993. Available from: <http://www.clinicaltrials.gov/ct2/show/NCT02917993>. Accessed June 30, 2020.
169. Nanfang Hospital of Southern Medical University. Adjuvant chemotherapy of EGFR-mutated non-small cell lung cancer patients with or without intercalated icotinib therapy: a randomized, placebo-controlled trial. NLM identifier: NCT03983811. Available from: <http://www.clinicaltrials.gov/ct2/show/NCT03983811>. Accessed June 30, 2020.

170. Daiichi Sankyo, Inc. A multicenter, open-label phase 1 study of U3-1402 in subjects with metastatic or unresectable non-small cell lung cancer. NLM identifier: NCT03260491. Available from: <http://www.clinicaltrials.gov/ct2/show/NCT03260491>. Accessed June 30, 2020.
171. Centre Francois Baclesse. A multicentre phase II, open-label, non-randomized study evaluating platinum-pemetrexed-atezolizumab (± bevacizumab) for patients with stage IIIB/IV non-squamous non-small cell lung cancer with EGFR mutations, ALK rearrangement or ROS1 fusion progressing after targeted therapies. NLM identifier: NCT04042558. Available from: <http://www.clinicaltrials.gov/ct2/show/NCT04042558>. Accessed June 30, 2020.
172. Janssen Research & Development, LLC. A phase 1, first-in-human, open-label, dose escalation study of JNJ-61186372, a human bispecific EGFR and cMet antibody, in subjects with advanced non-small cell lung cancer. NLM identifier: NCT02609776. Available from: <http://www.clinicaltrials.gov/ct2/show/NCT02609776>. Accessed June 30, 2020.
173. AbbVie. A phase 1 study evaluating the safety, pharmacokinetics, and anti-tumor activity of ABBV-321 in subjects with advanced solid tumors associated with overexpression of the epidermal growth factor receptor (EGFR). NLM identifier: NCT03234712. Available from: <http://www.clinicaltrials.gov/ct2/show/NCT03234712>. Accessed June 30, 2020.
174. National Cancer Center, Korea. A phase II study of neo-adjuvant erlotinib for operable stage IIB or IIIA non-small cell lung cancer with epidermal growth factor receptor activation mutations. NLM identifier: NCT01470716. Available from: <http://www.clinicaltrials.gov/ct2/show/NCT01470716>. Accessed June 30, 2020.
175. AstraZeneca. A phase II, single arm study assessing efficacy of osimertinib with savolitinib in patients with EGFRm+ MET+, locally advanced or metastatic non small cell lung cancer who have progressed following osimertinib treatment (SAVANNAH study). NLM identifier: NCT03778229. Available from: <http://www.clinicaltrials.gov/ct2/show/NCT03778229>. Accessed June 30, 2020.
176. Shanghai Pulmonary Hospital, Shanghai, China. Neoadjuvant afatinib therapy for resectable stage III EGFR mutation-positive lung adenocarcinoma: a single-arm, open-label, phase II clinical trial. NLM identifier: NCT04201756. Available from: <http://www.clinicaltrials.gov/ct2/show/NCT04201756>. Accessed June 30, 2020.
177. Instituto Oncológico Dr Rosell. A multicentre, open-label, exploratory phase Ib clinical study to assess safety and efficacy of an EGFR tyrosine kinase inhibitor in combination with EGF pathway targeting immunisation (EGF-PTI) in treatment-naïve patients with EGFR mutant NSCLC. The EPICAL Study. NLM identifier: NCT03623750. Available from: <http://www.clinicaltrials.gov/ct2/show/NCT03623750>. Accessed June 30, 2020.

Lung Cancer: Targets and Therapy

Dovepress

Publish your work in this journal

Lung Cancer: Targets and Therapy is an international, peer-reviewed, open access journal focusing on lung cancer research, identification of therapeutic targets and the optimal use of preventative and integrated treatment interventions to achieve improved outcomes, enhanced survival and quality of life for the cancer patient. Specific topics covered in the journal include: Epidemiology,

detection and screening; Cellular research and biomarkers; Identification of biotargets and agents with novel mechanisms of action; Optimal clinical use of existing anticancer agents, including combination therapies; Radiation and surgery; Palliative care; Patient adherence, quality of life, satisfaction; Health economic evaluations.

Submit your manuscript here: <http://www.dovepress.com/lung-cancer-targets-therapy-journal>