




CORRECTION



Correction to: Contrast-enhanced ultrasound (CEUS) of the lung reveals multiple areas of microthrombi in a COVID-19 patient

Alice Tee, Adrian Wong , Gibran Timothy Yusuf , Deepak Rao and Paul S. Sidhu 

© 2020 Springer-Verlag GmbH Germany, part of Springer Nature

Correction to: *Intensive Care Med*

<https://doi.org/10.1007/s00134-020-06085-4>

The original version of this article unfortunately contained two mistakes. There was an error in the names of Gibran Timothy Yusuf and Paul S Sidhu. In addition, their ORCID IDs were not included.

Prof Paul S Sidhu's ORCID ID is 0000-0003-1928-4077

Dr Gibran Timothy Yusuf's ORCID ID is 0000-0002-5621-4249

The original article has been corrected. The authors apologize for the mistakes.

Publisher's Note

Springer Nature remains neutral with regard to jurisdictional claims in published maps and institutional affiliations.

Published online: 10 June 2020

*Correspondence: avkwong@mac.com

King's College Hospital NHS Foundation Trust, London, UK

The original article can be found online at <https://doi.org/10.1007/s00134-020-06085-4>.