

MEETING ABSTRACT

Open Access

Prognostic value of PCR, IL-6 and IL-10 serum levels in determining postoperative complications after geriatric surgery in diabetic patients

B Cudia^{1*}, C R Balistreri², G Guercio¹, F Bavetta¹, M Mangiapane¹, E Bonafede¹, C LoPiccolo¹, F Frazzetta¹, G Diana¹

From de Senectute: Age and Health Forum
Catanzaro, Italy. 5-7 December 2009

Background

The onset of postoperative septic complications has been associated to serum levels of interleukin (IL) IL-6 and IL-10. [1,2]. We have extrapolated a diabetic group from a previous study to evaluate pre and postoperative profiles of some inflammatory markers (IL-6, IL-10 and CRP). We related the data obtained to the onset of postoperative complications. Diabetic patients have been selected because of their high rate of post-operative complications, especially surgical wound infection.

Materials and methods

We evaluated 15 patients, 6 males and 9 females, aged ≥ 70 (range 70-83). The preoperative criterium for inclusion was non urgent major abdominal surgery and a diabetes diagnosis, the exclusion criteria were: urgent abdominal surgery, therapy with steroid and/or immunosuppressor drugs during the 30 days before admission. For each patient we collected three peripheral venous blood samples, at preoperative time 0 (t0), and then at first (t1) and seventh (t2) postoperative day. Cytokine evaluation was obtained by the ELISA method with the "sandwich" technique. Among the latter we considered: surgical wound infection; urinary tract infection; respiratory infection / respiratory failure; SIRS and/or sepsis; anastomotic leakage; peritonitis.

Results

We observed 4 complications corresponding to 26,6% of all evaluated patients (Table 1).

Table 1

POSTOPERATIVE COMPLICATIONS	N
Anastomotic leakage	1
Respiratory failure	1
Urinary tract infection	1
Respiratory infection	1

All subjects at (t1) showed an elevation of IL-6 levels, more consistent in the complicated ones (140.25 ± 100.89 pg/ml vs 91.54 ± 31.75 pg/ml) (Figure 1). IL-1 showed lower basic levels (t0) in complicated patients (14.54 ± 12.64 pg/ml vs 12 ± 10.70 pg/ml) and also in (t1) ($26,36 \pm 31,43$ pg/ml vs $14,75 \pm 7,41$ pg/ml) (Figure 2). The CRP values didn't differ at any time between the two groups (Figure 3).

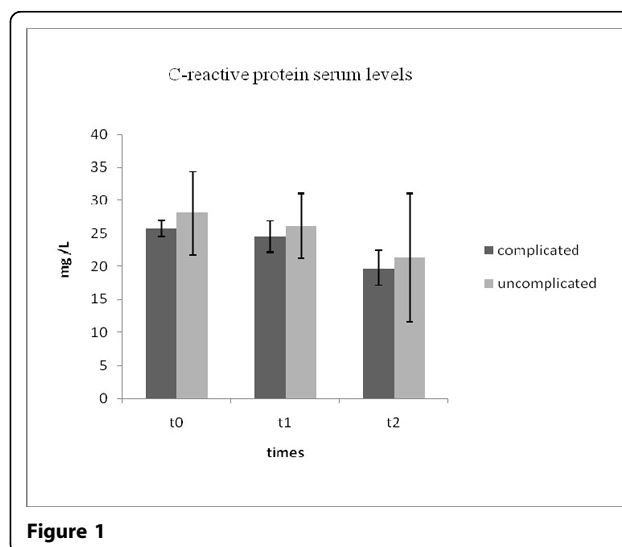


Figure 1

¹U.O.C. Chirurgia Generale e Geriatrica, AOU Policlinico di Palermo, Palermo, Italy

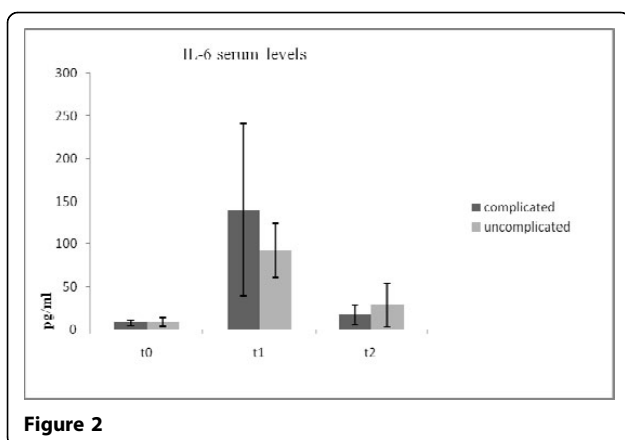


Figure 2

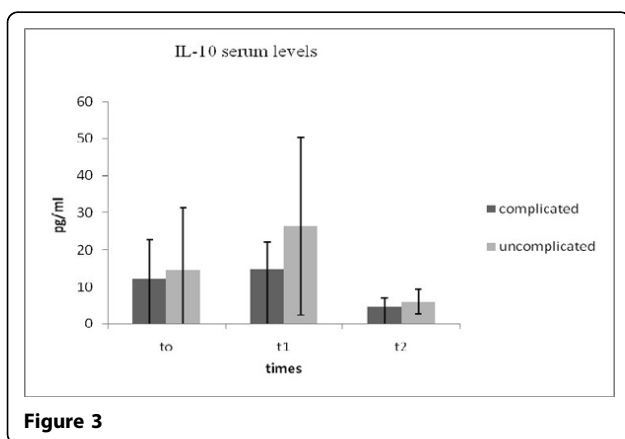


Figure 3

Conclusions

In the group of elderly diabetic patients observed, so as in the general population, according to published data [1], IL-6 and IL-10 may be referred as prognostic markers with regard to postoperative complication. It would be moreover useful to identify a cut-off value to select the subjects with a higher postoperative risk.

Author details

¹U.O.C. Chirurgia Generale e Geriatrica, AOU Policlinico di Palermo, Palermo, Italy. ²Department of Pathobiology and Biomedical Methodologies, University of Palermo, Palermo, Italy.

Published: 19 May 2010

References

1. Mokart D, Merlin M, Sannini A, *et al*: Procalcitonin, interleukin 6 and systemic inflammatory response syndrome (SIRS): early markers of postoperative sepsis after major surgery. *Br J Anesth* 2005, **94**(6):767-73.
2. Maggio M, Guralnik JM, Ferrucci L, Longo DL: Interleukin-6 in aging and chronic disease: a magnificent pathway. *J.gerontology (MS)* 2006, **61**:575-584.

doi:10.1186/1471-2318-10-S1-A5

Cite this article as: Cudia *et al*: Prognostic value of PCR, IL-6 and IL-10 serum levels in determining postoperative complications after geriatric surgery in diabetic patients. *BMC Geriatrics* 2010 **10**(Suppl 1):A5.

Submit your next manuscript to BioMed Central and take full advantage of:

- Convenient online submission
- Thorough peer review
- No space constraints or color figure charges
- Immediate publication on acceptance
- Inclusion in PubMed, CAS, Scopus and Google Scholar
- Research which is freely available for redistribution

Submit your manuscript at
www.biomedcentral.com/submit

