






BMJ Open Effectiveness of a blended care programme for the discontinuation of benzodiazepine use for sleeping problems in primary care: study protocol of a cluster randomised trial, the Big Bird trial

Kristien Coteur ,¹ Marc Van Nuland ,¹ Marc Vanmeerbeek ,² Gilles Henrard ,² Sibyl Anthierens ,³ Kris Van den Broeck ,³ An De Sutter ,⁴ Hanne Creupelandt ,⁴ Dirk Devroey ,⁵ Roel Van Overmeire ,⁵ Anne-Marie Offermans ,⁶ Nadine Kacenenbogen ,⁶ Annouschka Laenen ,⁷ Catharina Mathei ,¹

To cite: Coteur K, Van Nuland M, Vanmeerbeek M, *et al.* Effectiveness of a blended care programme for the discontinuation of benzodiazepine use for sleeping problems in primary care: study protocol of a cluster randomised trial, the Big Bird trial. *BMJ Open* 2020;**10**:e033688. doi:10.1136/bmjopen-2019-033688

► Prepublication history for this paper is available online. To view these files, please visit the journal online (<http://dx.doi.org/10.1136/bmjopen-2019-033688>).

Received 16 August 2019
Revised 06 January 2020
Accepted 17 January 2020



© Author(s) (or their employer(s)) 2020. Re-use permitted under CC BY-NC. No commercial re-use. See rights and permissions. Published by BMJ.

For numbered affiliations see end of article.

Correspondence to

Kristien Coteur;
kristien.coteur@kuleuven.be

ABSTRACT

Introduction Problematic benzodiazepine use is a global health issue. Although the adverse side effects of long-term use of benzodiazepines are well known, it remains difficult to implement interventions for discontinuation in primary care. Considering the success of blended care for the treatment of sleeping disorders and the support of substance use disorders, evidence suggests that a blended care approach, combining face-to-face consultations with the general practitioner with web-based self-learning by the patient, is beneficial for the discontinuation of chronic benzodiazepine use for primary insomnia in general practice. Therefore, the aim of this study is to evaluate the effectiveness of such an approach for the discontinuation of benzodiazepine and zolpidem, zopiclone and zaleplon drugs ((z-)BZD) use in the long term and evaluate the implementation process.

Methods and analysis This study is a multicentre, pragmatic, cluster randomised controlled trial with 1200 patients, included by 120 general practitioners. Allocation to usual or blended care happens at the level of the general practice in a 1:1 ratio using a block randomisation system stratified per language. The study population consists of adult primary care patients who have been using (z-)BZD for primary insomnia on a daily basis for at least 6 months. Primary outcome measure is the proportion of patients that discontinued (z-)BZD at 12 months assessed by toxicological screening for (z-)BZD in urine. Secondary outcomes include discontinuation of (z-)BZD at 6 months, quality of life and the number of defined daily doses of (z-)BZD prescribed. Data will be collected using a study-specific online platform and analysed using the intention-to-treat approach. The process of implementing blended care will be evaluated in a nested study.

Ethics and dissemination This trial was approved by the Ethics Committee for Research of UZ/KU Leuven (ref. S61194). Study results will be disseminated via

Strengths and limitations of this study

- To the authors' best knowledge, this is the first randomised controlled trial to evaluate the effectiveness of an online intervention on benzodiazepine deprescribing in general practice.
- The use of toxicological screening of urine samples, self-report on discontinuation of benzodiazepine and zolpidem, zopiclone and zaleplon use, and number of defined daily doses prescribed will provide valuable insights with regard to the efficacy of the intervention and the reliability of the use of self-reporting in similar studies.
- To optimise the generalisability of the findings, this is a multicentre study with participants from both Dutch-speaking and French-speaking parts of Belgium.
- The focus is on the effect of blended care, but the implementation of such an approach is also evaluated, which will provide valuable knowledge for further eHealth developments in primary care.
- Non-e-literate patients are excluded from the study, even though this vulnerable group of patients could also benefit from more psychosocial support and counselling about medication use.

open-access, peer-reviewed publications and conference presentations.

Trial registration number NCT03937180.

INTRODUCTION

Background

Worldwide, benzodiazepines and the related hypnotic drugs zolpidem, zopiclone and zaleplon ((z-)BZD) are prescribed extensively to

treat anxiety and sleeping disorders, and used as adjuvant therapy in depression, pain management and as muscle relaxants. Recommendations state that treatment with (z-)BZD should be limited to only a few weeks. Despite the fact that long-term-use is ineffective and also associated with adverse side effects, the prevalence of long-term use, which is most common for sleeping disorders, remains widespread.¹⁻¹¹ A recent systematic review summarising current evidence-based discontinuation strategies indicates that gradual tapering of doses is an effective (z-)BZD discontinuation intervention for adult patients with long-term (z-)BZD use.¹² However, a combination of dose-tapering and non-pharmacological interventions such as psychotherapy interventions, self-help instructions and patient education produces better outcomes compared to stand-alone strategies.^{13 14}

With the growing use of internet, e-based approaches are becoming more popular. Among them, blended care, defined as a combination of care by applying an interactive educational e-tool in combination with face-to-face clinical consultations with the care provider, is a new and promising approach.^{15 16} Blended care has already proven to be successful in treating sleeping disorders, supporting substance use disorders, in stress management for employees, treating depression and other psychiatric and somatic conditions.¹⁷⁻²¹

In 2015, a small descriptive pilot study suggested that blended care for the discontinuation of (z-)BZD use for sleeping disorders may be more effective than a minimal intervention, such as a discontinuation letter or discontinuation advice, and as effective as face-to-face interventions combining tapering protocols and education.²² Because these findings need to be confirmed by a properly powered and controlled study, a multicentre cluster randomised trial was designed, supported by the Belgian Federal Knowledge Centre for Healthcare (KCE) Trials programme.

This study aims to establish an evidence-based blended care approach for the discontinuation of chronic (z-)BZD use for a primary indication of sleeping disorders in adult patients in a primary care setting. We hypothesise that blended care will support general practitioners as it is less time-consuming and that it will empower patients to take a more active role in their discontinuation process. In that way, we think it may increase their motivation, which may result in increased discontinuation of (z-)BZD and more long-term discontinuation than currently with usual care.

Objectives

The primary objective is to compare the effect of blended care versus usual care on the proportion of subjects that has discontinued (z-)BZD use 12 months after start of the intervention as assessed by toxicological screening, in a population of adult primary care patients chronically using (z-)BZD for a primary indication of sleeping disorders.

Secondary objectives are to compare the effect of blended versus usual care on:

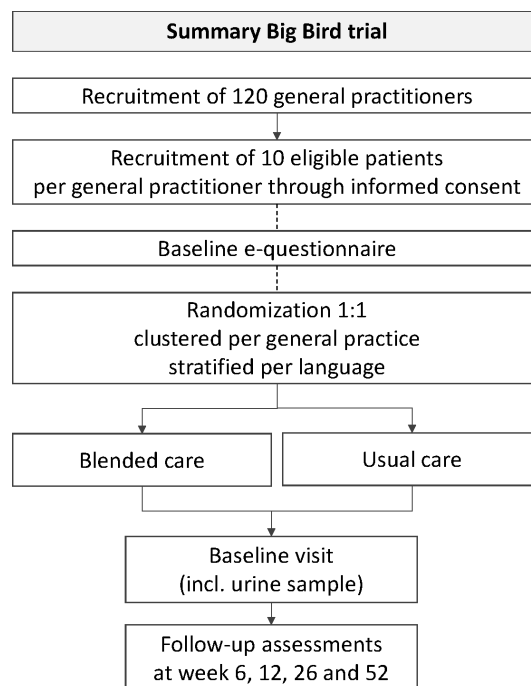


Figure 1 Flow chart of trial design summary.

1. The discontinuation of (z-)BZD use 6 months after start of the intervention, as assessed by toxicological screening.
2. The quality of life assessed by e-questionnaire at week 6, 12, 26 and 52.
3. The self-reported discontinuation of (z-)BZD use assessed by e-questionnaire at week 6, 12, 26 and 52.
4. The number of defined daily doses (DDD) of (z-)BZD prescribed assessed by e-questionnaire at week 6, 12, 26 and 52.

METHODS AND ANALYSIS

Study design and setting

This study is a multicentre, pragmatic, cluster randomised, controlled, superiority trial that will be performed in Belgian general practices. The participating general practitioners will be recruited voluntarily and monitored by the academic centres for general practice of the KU Leuven, UGent, UAntwerpen, ULiège, Université Libre de Bruxelles and Vrije Universiteit Brussel. To participate, the general practice needs to be located in Belgium and treat the right patient population so it is feasible to recruit 10 eligible patients within 6 to maximally 12 weeks. The cluster and unit of randomisation is the primary care practice. A 1:1 ratio will be used for allocation to the blended care arm and the usual care arm, as shown in figure 1.

The design of the study protocol has followed the recommendations of the Standard Protocol Items: Recommendations for Interventional Trials 2013 statement.²³

Patient and public involvement

Patients were involved in several stages of the study. During a focus group with long-term (z-)BZD users the overall feasibility of the patient activities, the layout and content

of the e-tool, and the questionnaires and time required to complete them were discussed. Afterwards, these patients were also invited to provide written feedback on the informed consent form (ICF), patient information leaflet and patient information video. Moreover, during the user acceptance testing of the tool, we involved acquaintances with different health and e-literacy profiles that were not familiar with the trial. Finally, to assure continuous involvement of patients in the study, two long-term (z-)BZD users are a member of the trial steering committee.

Eligibility criteria and recruitment

Patients' eligibility for inclusion in the study will be based on the following criteria:

1. Aged 18 years and older, capable of giving informed consent.
2. Having his/her medical file managed by one of the participating general practitioners.
3. Receiving prescriptions of (z-)BZDs from participating general practitioner for use on a daily basis.
4. Reporting daily intake ($\geq 80\%$ of days) of (z-)BZDs in the last 6 months for a primary indication of sleeping problems.

Patients will be excluded from study participation based on the following criteria:

1. Presence of any severe psychiatric and neurological condition that in the judgement of the treating general practitioner implies a contraindication for (z-)BZD withdrawal.
2. Presence of terminal illness.
3. Any case where stopping of (z-)BZDs might be harmful.
4. Unwillingness or inability to provide informed consent.
5. Not having e-literacy (being familiar with email and internet use).
6. Patients with a substance use disorder (other than (z-)BZD) will also be excluded from the study because in these cases there is often a subtherapeutic (z-)BZD dependence and/or comorbid psychological/psychiatric comorbid conditions requiring specialist care.

Selection of eligible patients will be done consecutively by the general practitioner during consultations. To inform the patients about the study a patient information leaflet and video have been developed. When a patient is willing to participate, the general practitioner will obtain informed consent. The goal is to include 10 patients within 6 to maximally 12 weeks.

Sample size

Sample size calculation was based on a statistically significant difference in (z-)BZD discontinuation at 12 months between intervention and control group of 10%, assuming a rate of discontinuation of 15% in the control group. This assumption is based on a systematic review by Mugunthan *et al*¹¹ that shows us that usual care achieves a discontinuation rate of 10%–17%.

To further estimate the sample size, calculations were first based on findings from a similar study by Vicens *et al*,¹⁴ in which the drop-out rate after 12 months was 7% and an overall intracluster correlation coefficient (ICC) of 0.03 was observed. However, a range in ICCs was observed, with an ICC of 0.109 in both intervention groups. (personal communication by funder with author) Therefore, the funder requested a more conservative approach which led to the use of 0.11 in this trial.

Assuming a drop-out rate of 10% and based on an alpha of 0.05% and 80% power, a total sample size of 594 patients (297 in each group) would be required for an individually randomised study. However, to account for clustering effects by primary care practices, we used an ICC set at 0.11 and a cluster size of 10 patients. The number of patients required was multiplied by 1.99 corresponding to the cluster design effect ($DE=1+ICC$ (size of the cluster-1)). Thus, the final sample will minimally consist of 1182 patients. Considering each general practitioner has to recruit 10 patients, 119 general practitioners are needed. Because six academic centres for general practice are involved in the project, we aim at including 120 general practitioners in total.

Random allocation

Within the week following the enrolment of the 10th patient (or a multiple of 10, depending on the number of participating general practitioners in that practice), the general practice is randomised in one of the two study arms in a 1:1 ratio using a block randomisation system stratified per language in order to guarantee that allocation to either usual care or blended care for the discontinuation of (z-)BZD is balanced between the Dutch-speaking and French-speaking community. To guarantee that the allocation process cannot be predicted two block sizes are used, four and six.

Using an electronic random numbers generator, two randomisation lists have been created, one for each language. After recruitment of the required number of patients, the project manager receives an e-mail alert that indicates the practice is ready for randomisation. The result of the allocation is communicated by e-mail to both the general practitioner(s) and the corresponding monitor.

Blinding

General practitioners cannot be blinded to an intervention that modifies their clinical practice. Because the researchers need to monitor the conduct of the study on site, they also cannot be blinded to the allocation of the general practitioners. Owing to study procedures, patients will neither be blinded. However, all involved parties are blinded to the allocation until after patient recruitment. Furthermore, the outcome assessors will be kept blinded to the allocation during the whole study until after data analysis.

Intervention

Patients in the usual care arm will receive care that is left at the discretion of the treating general practitioner.

They are expected to follow the Belgian guidelines, which propose education of the patient about the harmful effects of chronic (z-)BZD use, the alternatives and the advice to discontinue (z-)BZD use. A stepped approach is recommended. First, a minimal intervention strategy such as a discontinuation letter or a short advice is applied. If unsuccessful, a brief intervention, which may span one or more consults, is recommended. During such an intervention, the general practitioner will—based on the principles of motivational interviewing—assess the patient's readiness for change and match the appropriate intervention. Most likely, a tapering scheme is developed which typically consists of a 10%–20% reduction in the daily dose of (z-)BZD every two to four weeks.

For patients in the blended care arm, usual care is supported by the step-by-step use of an interactive e-tool. This tool consists of a sleeping diary, a tapering schedule and six modules, providing psychoeducation and medication education, which both focus on how to improve sleep. To gain access to all modules, patients have to open the sleeping diary and process module 1, where they evaluate their motivation to discontinue their (z-)BZD use. Based on the result, we offer them a customised sequence of modules to start with. However, at this time, they gain access to all modules and can freely choose which modules and how frequently they use the e-tool.

The psychoeducation modules contain tips and quizzes on sleep hygiene. The medication education explains how benzodiazepines and z-drugs work, and what their impact is on sleeping patterns. Both the pro's and con's of these types of medication are explained. Moreover, the e-tool contains exercises featuring cognitive behavioural techniques to enhance the self-management of the patient. Its purpose is to motivate patients to discontinue the use of (z-)BZD, to adapt non-pharmacological remedies and to support them in this process.

The time of use will depend on the intensity of use, which is determined by the user, because certain exercises can be completed multiple times or updated, like the sleep hygiene evaluation or the sleeping diary. However, we estimate that processing all written information will take up to eight hours.

Patients can grant their participating general practitioner access to all their answers in the e-tool, making it possible to discuss these findings and experiences face to face. During the consultations, the general practitioner will also assess the patients' readiness for change and match the appropriate intervention, like a tapering scheme. Follow-up appointments are scheduled depending on the needs of the patient until the end of dose reduction.

At the moment, the e-tool is not publicly available since the control group cannot have access to it, in order to prevent contamination bias. The e-tool is located on a secure server and password protected so that only registered users can benefit from the content. However, the goal is to make it publicly available if our research provides positive outcomes.

Outcome assessments

Primary outcome measure

The proportion of patients that discontinued (z-)BZD at 12 months assessed by toxicological screening for (z-)BZD in urine.

Secondary outcome measures

1. The proportion of patients that discontinued use of (z-)BZD at 6 months assessed by toxicological screening for (z-)BZD in urine.
2. Quality of life assessed by EuroQol five dimension scale with three responses, EQ-5D-3L.²⁴
3. Self-reported discontinuation of (z-)BZD.
4. The number of DDD of (z-)BZD prescribed.

Data will be collected either via questionnaires sent to the patient or by completion of the electronic case report form (eCRF) by the general practitioner, except for the toxicological screening of urine samples, as presented in figure 2.

Data collection

E-questionnaires

At study entry, baseline data are collected using an e-questionnaire consisting of Alcohol Use Disorders Identification Test, Audit-C,²⁵ EQ-5D-3L,²⁴ Benzodiazepine Dependence Self-Report Questionnaire (BEDEQ),²⁶ Insomnia Severity Index (ISI)²⁷ and European Health Literacy Survey, HLS-EU-Q16.²⁸ All together this e-questionnaire comprises less than 50 questions.

Patients will also be requested to complete an abbreviated e-questionnaire at weeks 6, 12, 26 and 52 comprising of the validated EQ-5D-3L,²⁵ Audit-C²⁴ and Insomnia Severity Index. Furthermore, the e-questionnaire will register self-reported use of (z-)BZD and other psychoactive medication, self-reported falls and use of medical services in the past period.

All e-questionnaires will consist of closed questions which are answered by ticking the appropriate box. Invitations will be e-mailed to the study participants at week 5, 11, 25 and 51 with the request to complete the questionnaires online within two weeks. A reminder will be sent after 1 week to all participants who have not yet responded and every week after, until response or the deadline. The deadline is set at 4 weeks after the first reminder for the questionnaires at week 6 and 12, and 8 weeks at week 26 and 52.

Assessment by general practitioner

During the baseline visit, which will take place within 12 weeks after signing the ICF, the general practitioner will start the intervention, and will collect the following data for each participating patient: demographics, comorbidities, current use of psychotropic medication, (z-)BZD prescriptions in the last 6 months (drug name(s), quantity) and a urine sample for toxicological screening.

After the baseline visit, appointments for follow-up (minimally one in the first six months) and prescription renewals will be scheduled left at the discretion of the

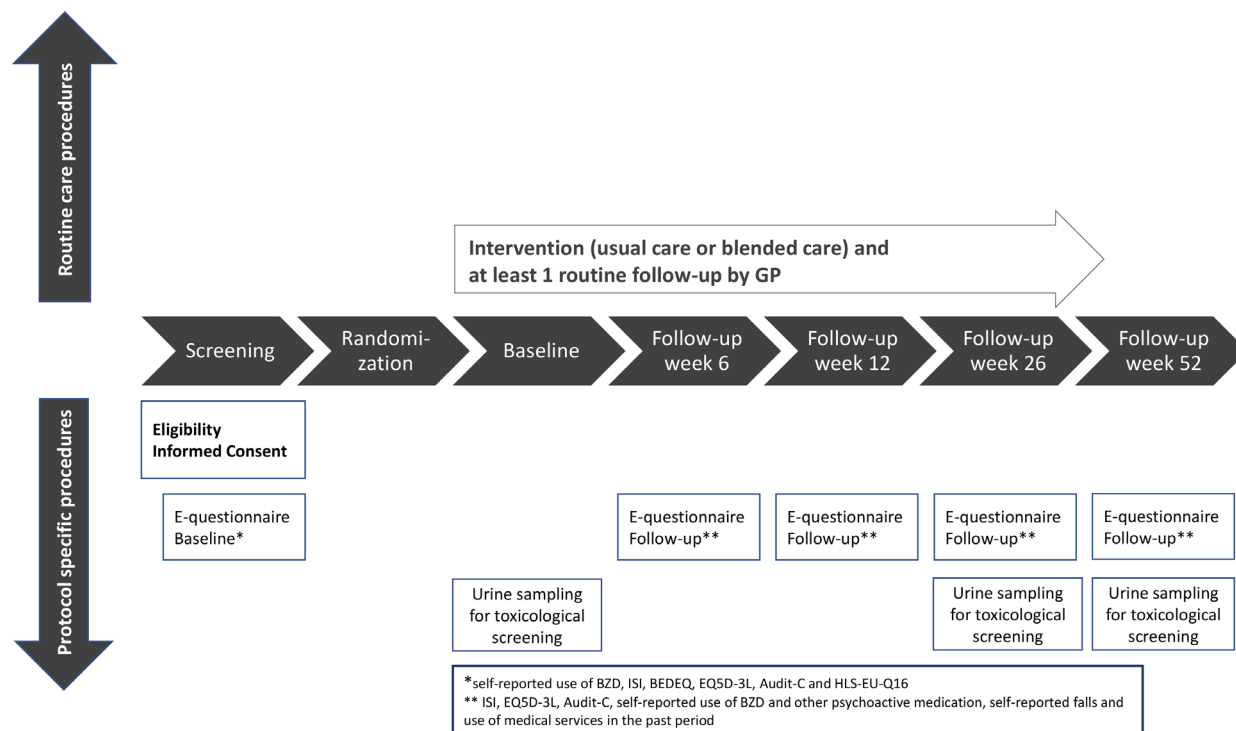


Figure 2 Flow chart of trial procedures. BZD, benzodiazepine and zolpidem, zopiclone and zaleplon; GP, general practitioner.

general practitioner and depending on the needs of the patient until the end of dose reduction. This approach maximally reflects daily practice, as should be in a pragmatic trial.

The general practitioners will be asked to note in the Electronic Health Record and eCRF the (z-)BZD-related interventions delivered to the patients via standardised entry fields at each contact with the patient, during 6 months after baseline.

These interventions may include advice to discontinue (z-)BZD, discussion of tapering schedule, discussion of withdrawal symptoms, discussion of sleep quality, discussion of coping strategies, triggers and facilitators, decrease or increase of benzodiazepine dose.

Toxicological screening

At baseline, week 25 and 51, patients will be invited to produce a urine sample at the general practice within the next two weeks. For the samples of week 26 and 52, a reminder will be sent after one week to all participants who have not yet done so and every week after until a urine sample is obtained or the deadline is reached. The deadline is set at eight weeks after the first reminder.

The urine samples will be collected from the general practices within five days by the laboratory. Urine samples can be stored in a refrigerator for at least seven days without any effect on the toxicological screening results.

The detection window for (z-)BZDs in urine is dependent on multiple factors. Using liquid chromatography-tandem mass spectrometry (LC-MS/MS) it is typically 6 days or longer, in case of ingestion of a single dose. However, chronic usage over a period of months or years

can extend excretion times up to four to six weeks after cessation of use.

Currently, LC-MS/MS is the most sensitive method available. It is able to detect the use of low-dose (z-)BZDs, which are (z-)BZDs prescribed in low doses because of their high potency, such as flurazepam. Routinely used immunoassays typically have a detection level of 200 ng per mL as compared with 5 ng/mL for LC-MS/MS. Also, it is possible to detect multiple components in one assay, to provide quantitative results, to identify the benzodiazepines exactly and to detect multiple metabolites resulting in longer detection periods.

All toxicological analyses will be performed at the laboratory AML (Algemeen Medisch Labo) in Antwerp. Toxicological screening of urine samples is not part of routine practice. Therefore, the general practitioners will be blinded for the results of these analyses.

Data analysis

Baseline characteristics, like age, gender, relevant comorbidities, benzodiazepine dependence score, daily dose of (z-)BZD in DDD, sleep quality and Audit-C²⁴ score, will be presented for the complete study population and per allocation arm.

Primary outcome analysis

The primary endpoint will be analysed according to the intention-to-treat (ITT) approach.

Logistic regression will be used for data analysis with benzodiazepine urine test results assessed at 12 months after initiation of the intervention as a binary outcome (positive or negative) and intervention group as a factor.

A random effect will be modelled to deal with clustering by general practice. The group effect will be reported as an OR with 95% CI.

To investigate how the primary outcome behaves in function of age, gender, (z-)BZD dose at baseline, sleep quality at baseline, benzodiazepine dependency score and use of the e-tool (only in intervention group), subgroup analysis will be performed.

Secondary outcome analysis

The proportion of subjects with a negative benzodiazepine urine test assessed 6 months after initiation of the intervention will be analysed in the same way as the primary endpoint.

All other secondary endpoints are binary variables, measured longitudinally. Analysis will be performed using multilevel logistic regression analysis, including random intercepts for patient and for general practitioner. A random slope for time will be modelled if beneficial for model fit. The fixed-effects model will include intervention group, time and the group by time interaction. In case of a significant group by time interaction, the group effect will be reported separately for each time point. In case of a non-significant group by time interaction, a group main effect will be reported. The group effects will be presented as odds ratios with 95% CIs.

No correction for multiplicity is planned for the secondary analyses, as the study is not powered for these analyses, and hence, its results will be considered as hypothesis generating.

Missing data

When a patient withdraws from the study prematurely, all data collected up until the moment of withdrawal will be analysed. In case the data for measurement of the primary endpoint was not collected, the outcome will be classified as failure or continued benzodiazepine use in the ITT analysis. After withdrawal, no further data of this patient will be collected.

Economic data evaluation

One of the goals of the KCE Trials programme is to improve the efficiency of the healthcare system. This protocol has been designed with a later possible economic analysis in mind, that is, the necessary data to allow the conduct of a health economic evaluation will be collected. For more information on these procedures, we refer to the protocol of the trial.

Data management

Using a trial-specific online platform, data will be automatically entered in a database. These data will be generated by the general practitioners completing the eCRF and by the patients completing the e-questionnaires and using the e-tool. All collected data are stored pseudonymised, working with a personal study code for all patients. The identity of the individual patient will be blinded to the researchers at all times.

The collected data remain in the databases of the service provider and only an excerpt of this data is transferred to the data warehouse of the researchers, where it is merged with the results of the laboratory testing.

The data entry process will be documented, creating an audit trail. The database will be stored and maintained by the service provider, who will also be responsible for the pseudonymisation of patient data as trusted third party, compliant with the regulations of the International Conference on Harmonisation-Good Clinical Practice (ICH-GCP) and the European General Data Protection Regulation. Confidentiality of personal identifiable information will be maintained throughout the trial. Data will be stored for a period of 25 years after the study has ended, according to ICH-GCP regulations.

Nested study

A process evaluation will be nested within the pragmatic cluster randomised trial. The process evaluation will capture data to understand how the intervention is used and viewed by general practitioners and patients. It helps interpreting the results in their context. This is important for informing future implementation in practice. It will explain how general practitioners and patients experience the intervention. With this study, we aim to identify factors which influence the ability (or inability) to withdraw from (z-)BZD in order to build a framework describing the mechanisms required for successful implementation.

Individual interviews and focus groups will be conducted with general practitioners and patients taking part in the trial. General practitioners (approximately 8) will be purposively sampled to obtain variation in gender, language, practice setting and experience. Patients (approximately 14–18) will be purposively sampled to obtain variation in age, gender, language and how successful the withdrawal has been. Interviews will follow semistructured topic guides exploring general practitioners' and patients' views and experiences of taking part in the trial. Topic guides will be informed by existing literature and theory of health behaviour to ensure that questions elicit likely key determinants of behaviour. Topic guides will be piloted with patient representatives and clinicians. Interviews and discussion groups will be carried out face to face and analysed using thematic and framework analysis.

Participant safety and monitoring

This study is considered low risk. Because no medication or new treatment protocols are tested, there is no additional safety reporting to the one in daily general practice. In Belgium, any adverse effects of medication can be reported to the federal agency for medicines and health products by using the yellow card. If necessary, appropriate measures will be taken in consultation with the attending general practitioner.

Close monitoring to assure proper conduct of the study is provided by all above-mentioned academic centres

for general practice, in compliance with ICH-GCP regulations. Moreover, annual reports of the study progress will be sent to the Ethics Committee of the University Hospital of Leuven.

DISCUSSION

In 2008, research established that computer-assisted tailored patient education could be a useful tool in the discontinuation of chronic benzodiazepine use. Ten Wolde *et al* performed a randomised controlled trial (RCT), showing that letters, tailored to baseline characteristics of the patient, influence benzodiazepine use positively. After the trial, the most successful intervention, being a single customised letter, was published online in a password-protected environment to reach as many patients as possible.²⁹ No further research on the effectiveness of this online module has been published.

Currently, this is the only (English) publication on computer-assisted patient education for discontinuation of chronic benzodiazepine use. This means that our trial will be the first RCT that assesses the superiority of blended care over usual care for (z-)BZD discontinuation in primary care.

Moreover, the Big Bird trial is innovative in its methodology. In most discontinuation studies, researchers use self-reported data from patients and/or general practitioners to assess the success of an intervention. In this trial, success rate will depend on the proportion of patients that has discontinued their use of (z-)BZD as assessed by toxicological screening of urine samples at 12 months after start of the intervention. This measurement is also performed at 6 months, when access to the online platform has just ended.

Some might argue that delivering urine samples will trigger patients to increase their efforts for discontinuing (z-)BZD. To limit this possibility, we have taken precautionary measures by not communicating the results of the toxicological screening to the general practitioner, nor to the patient.

The toxicological analysis of urine samples will enable us to compare the concentrations of (z-)BZD with the reports of patients and general practitioners and provide insights on the reliability of self-reporting in studies on discontinuation. So, although the prescription information is not extracted automatically, the report of prescribed (z-)BZD use by the general practitioner in the eCRF contains valuable information to establish a proxy of the (z-)BZD intake per patient. Another strength of this study is the collaboration between six universities, which enables us to implement the intervention across the Belgian French-speaking and Dutch-speaking population.

However, due to language and the technological character of the intervention, some vulnerable groups of patients cannot be reached. Language restrictions exclude the German community in Belgium and a number of migrant groups from participation. Also, non-literate patients, including elderly people who are not

familiar with internet usage but who report high (z-)BZD intake, cannot take part in the trial. This is unfortunate as these patients could also benefit from more psychosocial support and counselling about medication use. If effective, we need to consider adapting the existing materials for use with these patients.

Finally, although the focus in the trial is on the effect of blended care, the implementation of such an approach is also evaluated, which will provide valuable knowledge for further eHealth developments in primary care.

ETHICS AND DISSEMINATION

This study will be conducted in accordance with the principles outlined in the Declaration of Helsinki (seventh revision). Any substantial protocol amendments will be submitted to the ethics committee.

The study results will be disseminated via open-access, peer-reviewed publications and conference presentations.

Trial status

Currently, recruitment of general practitioners and patients is ongoing. First patient first visit is expected in August 2019. Last patient last visit is expected in September 2020. Database lock will take place in November 2020.

Author affiliations

¹Department of Public Health and Primary Care, KU Leuven, Leuven, Belgium

²Department of General Practice, Université de Liège, Liège, Belgium

³Department of General Practice, University of Antwerp, Antwerpen, Belgium

⁴Department of Public Health and Primary Care, Ghent University, Ghent, Belgium

⁵Department of Family Medicine and Chronic Care, Vrije Universiteit Brussel, Brussel, Belgium

⁶Department of General Medicine, Université Libre de Bruxelles, Bruxelles, Belgium

⁷Interuniversity Institute for Biostatistics and statistical Bioinformatics, Leuven, Belgium

Twitter Kristien Coteur @achgkuleuven

Acknowledgements We are grateful to our research partners, being An De Sutter from UGent, Sibyl Anthierens and Kris Van den Broeck from U Antwerpen, Marc Vanmeerbeek and Gilles Henrard from Université Liège, Nadine Kacenenelbogen and Anne-Marie Offermans from Université Libre de Bruxelles and Dirk Devroey from VUB, and to our colleagues at the Academic Center for General Practice at KU Leuven for launching the project with us. Also, we thank the Clinical Trial Center at UZ Leuven for assisting us in contract negotiation and ensuring study conduct is in accordance with ICH-GCP. For her feedback on statistical analysis, we are grateful to Annouschka Laenen from L-BioStat. And finally, we also thank Jillian Harrison from KCE for her feedback and support in managing the trial.

Contributors CM and MV are responsible for the original conception of the study and obtaining funding. They also drafted the study protocol, in cooperation with SA, who developed the nested study, and AL, who provided the statistical analysis plan. All authors assisted in finalising the protocol. CM, MVN and KC obtained ethical approval. KC wrote the first draft of the manuscript based on protocol V.1.6 dd. March 2019. CM, MVN, MV, GH, SA, KVdB, ADS, HC, DD, RVO, A-MO, NK and AL contributed to further drafts. All authors read and approved the final draft.

Funding This work was supported by Belgian Health Care Knowledge Centre, as part of their KCE Trials program, trial number KCE-17016.

Disclaimer This trial consists of independent research funded by Belgian Health Care Knowledge Centre under the Clinical Trials Programme.

Competing interests None declared.

Patient consent for publication Not required.

Ethics approval This trial was approved by the Ethics Committee for Research of UZ/KU Leuven (B322201939666) in March 2019 (reference number: S61194).

Provenance and peer review Not commissioned; externally peer reviewed.

Open access This is an open access article distributed in accordance with the Creative Commons Attribution Non Commercial (CC BY-NC 4.0) license, which permits others to distribute, remix, adapt, build upon this work non-commercially, and license their derivative works on different terms, provided the original work is properly cited, appropriate credit is given, any changes made indicated, and the use is non-commercial. See: <http://creativecommons.org/licenses/by-nc/4.0/>.

ORCID iDs

Kristien Coteur <http://orcid.org/0000-0002-3170-0195>
 Marc Van Nuland <https://orcid.org/0000-0002-2976-6611>
 Marc Vanmeerbeek <https://orcid.org/0000-0001-9594-5581>
 Gilles Henrard <http://orcid.org/0000-0002-9200-2876>
 Sibyl Anthierens <https://orcid.org/0000-0003-4762-1907>
 Kris Van den Broeck <http://orcid.org/0000-0002-5566-6868>
 An De Sutter <https://orcid.org/0000-0002-2540-8307>
 Hanne Creupelandt <https://orcid.org/0000-0002-2688-9501>
 Dirk Devroey <https://orcid.org/0000-0002-6083-2998>
 Roel Van Overmeire <https://orcid.org/0000-0003-1901-8780>
 Anne-Marie Offermans <https://orcid.org/0000-0002-3345-2965>
 Nadine Kacenenbogen <http://orcid.org/0000-0002-8602-3574>
 Annouschka Laenen <https://orcid.org/0000-0002-1371-442X>
 Catharina Mathei <https://orcid.org/0000-0002-0191-4010>

REFERENCES

- 1 Thomas RE. Benzodiazepine use and motor vehicle accidents. systematic review of reported association. *Can Fam Physician* 1998;44:799–808.
- 2 Leipzig RM, Cumming RG, Tinetti ME. Drugs and falls in older people: a systematic review and meta-analysis: I. psychotropic drugs. *J Am Geriatr Soc* 1999;47:30–9.
- 3 Glass J, Lanctôt KL, Herrmann N, et al. Sedative hypnotics in older people with insomnia: meta-analysis of risks and benefits. *BMJ* 2005;331:1169.
- 4 Barker MJ, Greenwood KM, Jackson M, et al. Cognitive effects of long-term benzodiazepine use. *CNS Drugs* 2004;18:37–48.
- 5 Billioti de Gage S, Begaud B, Bazin F, et al. Benzodiazepine use and risk of dementia: prospective population based study. *BMJ* 2012;345:e6231.
- 6 Belleville G. Mortality hazard associated with anxiolytic and hypnotic drug use in the National population health survey. *Can J Psychiatry* 2010;55:558–67.
- 7 Kripke DF, Langer RD, Kline LE. Hypnotics' association with mortality or cancer: a matched cohort study. *BMJ Open* 2012;2:e000850.
- 8 Soyka M. Treatment of benzodiazepine dependence. *N Engl J Med* 2017;376:1147–57.
- 9 Zhong G, Wang Y, Zhang Y, et al. Association between benzodiazepine use and dementia: a meta-analysis. *PLoS One* 2015;10:e0127836.
- 10 Takada M, Fujimoto M, Hosomi K. Association between benzodiazepine use and dementia: data mining of different medical databases. *Int J Med Sci* 2016;13:825–34.
- 11 Mugunthan K, McGuire T, Glasziou P. Minimal interventions to decrease long-term use of benzodiazepines in primary care: a systematic review and meta-analysis. *Br J Gen Pract* 2011;61:e573–8.
- 12 Canadian Agency for Drugs and Technologies in Health. *Discontinuation strategies for patients with long-term benzodiazepine use: a review of clinical evidence and guidelines rapid response report: summary with critical appraisal*. Ottawa: Canadian Agency for Drugs and Technologies in Health, 2015.
- 13 Tannenbaum C, Martin P, Tamblyn R, et al. Reduction of inappropriate benzodiazepine prescriptions among older adults through direct patient education: the empower cluster randomized trial. *JAMA Intern Med* 2014;174:890–8.
- 14 Vicens C, Bejarano F, Sempere E, et al. Comparative efficacy of two interventions to discontinue long-term benzodiazepine use: cluster randomised controlled trial in primary care. *Br J Psychiatry* 2014;204:471–9.
- 15 Richards D, Richardson T. Computer-Based psychological treatments for depression: a systematic review and meta-analysis. *Clin Psychol Rev* 2012;32:329–42.
- 16 Wilhelmsen M, Lillevoll K, Risør MB, et al. Motivation to persist with Internet-based cognitive behavioural treatment using blended care: a qualitative study. *BMC Psychiatry* 2013;13:296.
- 17 Kaldo V, Jernelöv S, Blom K, et al. Guided Internet cognitive behavioral therapy for insomnia compared to a control treatment – a randomized trial. *Behav Res Ther* 2015;71:90–100.
- 18 Hermes EDA, Rosenheck RA. Implementing computer-based psychotherapy among veterans in outpatient treatment for substance use disorders. *Psychiatric Services* 2016;67:176–83.
- 19 Kawaguchi K, Shimizu Y, Izumi T, et al. Alcohol related problem in the workplace: trial of a screening and brief intervention program for risky drinking in the workplace, via the Internet. *Nihon Arukuru Yakubutsu Igakkai Zasshi* 2014;49:369–80.
- 20 Ebert DD, Heber E, Berking M, et al. Self-guided Internet-based and mobile-based stress management for employees: results of a randomised controlled trial. *Occup Environ Med* 2016;73:315–23.
- 21 Carlbring P, Andersson G, Cuijpers P, et al. Internet-Based vs. face-to-face cognitive behavior therapy for psychiatric and somatic disorders: an updated systematic review and meta-analysis. *Cogn Behav Ther* 2018;47:1–18.
- 22 Klaasen G, Helsen C, Klaasen B, et al. Afbouwen van chronisch benzodiazepinegebruik: Resultaten van EEN interactieve en patiëntgerichte webmodule. *HuisartsNu* 2015;5:186–91.
- 23 Chan A-W, Tetzlaff JM, Altman DG, et al. SPIRIT 2013 statement: defining standard protocol items for clinical trials. *Ann Intern Med* 2013;158:200–7.
- 24 EuroQol Group. EuroQol – a new facility for the measurement of health-related quality of life. *Health Policy* 1990;16:199–208.
- 25 Babor TF, Higgins-Biddle JC, Saunders JB, et al. *The alcohol use disorders identification test: guidelines for use in primary care*. 2nd edn. Geneva, Switzerland: World Health Organization, 2001.
- 26 Kan CC, Breteler MHM, Timmermans EAY, et al. Scalability, reliability, and validity of the benzodiazepine dependence self-report questionnaire in outpatient benzodiazepine users. *Compr Psychiatry* 1999;40:283–91.
- 27 Bastien C, Vallières A, Morin CM. Validation of the insomnia severity index as an outcome measure for insomnia research. *Sleep Med* 2001;2:297–307.
- 28 Sørensen K, Van den Broecke S, Pelikan JM, et al. Measuring health literacy in populations: illuminating the design and development process of the European health literacy survey questionnaire (HLS-EU-Q). *BMC Public Health* 2013;13:1–10.
- 29 Ten Wolde GB, Dijkstra A, van Empelen P, et al. Long-Term effectiveness of computer-generated tailored patient education on benzodiazepines: a randomized controlled trial. *Addiction* 2008;103:662–70.