






STUDY PROTOCOL

REVISED Study protocol for a single-centre observational study of household wellbeing and poverty status following a diagnosis of advanced cancer in Blantyre, Malawi - 'Safeguarding the Family' study [version 2; peer review: 3 approved]

Maya Jane Bates ^{1,2}, Adamson Muula ¹, Stephen B. Gordon ^{2,3},
 Marc Y.R. Henrion ^{2,3}, Ewan Tomeny ², Peter MacPherson ²⁻⁴,
 Bertel Squire ², Louis Niessen ²

¹University of Malawi College of Medicine, P/Bag 360, Blantyre 3, Malawi

²Liverpool School of Tropical Medicine, Pembroke Place, Liverpool, L3 5QA, UK

³Malawi Liverpool Wellcome Trust, P O Box 30096, Blantyre 3, Malawi

⁴London School of Hygiene and Tropical Medicine, Keppel Street, London, WC1E 7HT, UK

v2 First published: 07 Jan 2020, 5:2 (<https://doi.org/10.12688/wellcomeopenres.15633.1>)

Latest published: 02 Mar 2020, 5:2 (<https://doi.org/10.12688/wellcomeopenres.15633.2>)

Abstract

Background: Many households in low-and-middle income countries face the additional burden of crippling out-of-pocket expenditure when faced with a diagnosis of life-limiting illness. Available evidence suggests that receipt of palliative care supports cost-savings for cancer-affected households. This study will explore the relationship between receipt of palliative care, total household out-of-pocket expenditure on health and wellbeing following a first-time diagnosis of advanced cancer at Queen Elizabeth Central Hospital in Blantyre, Malawi.



Protocol: Patients and their primary family caregivers will be recruited at the time of cancer diagnosis. Data on healthcare utilisation, related costs, coping strategies and wellbeing will be gathered using new and existing questionnaires (the Patient-and-Carer Cancer Cost Survey, EQ-5D-3L and the Integrated Palliative Care Outcome Score). Surveys will be repeated at one, three and six months after diagnosis. In the event of the patient's death, a brief five-item questionnaire on funeral costs will be administered to caregivers not less than two weeks following the date of death. Descriptive and Poisson regression analyses will assess the relationship between exposure to palliative care and total household expenditure from baseline to six months. A sample size of 138 households has been calculated in order to detect a medium effect (as determined by Cohen's $f^2 = 0.15$) of receipt of palliative care in a regression model for change in total household out-of-pocket expenditure as a proportion of annual household income.

Ethics and dissemination: The study has received ethical approval. Results will be reported using STROBE guidelines and disseminated through scientific meetings, open access publications and a national

Open Peer Review

Reviewer Status 

	Invited Reviewers		
	1	2	3
version 2 (revision) 02 Mar 2020	 report	 report	
version 1 07 Jan 2020	  report	  report	 report

- Joseph Clark** , University of Hull, Hull, UK
- Charles Normand** , Trinity College Dublin, Dublin, Ireland
King's College London, London, UK
- David C. Currow**, University of Technology Sydney, Sydney, Australia

Any reports and responses or comments on the article can be found at the end of the article.

stakeholder meeting.

Conclusions: This study will provide data on expenditure for healthcare by households affected by advanced cancer in Malawi. We also explore whether receipt of palliative care is associated with a reduction in out-of-pocket expenditure at household level.

Keywords

Out of pocket, cost of illness, economic burden, cancer, palliative, Malawi, Africa, non-communicable disease



This article is included in the [Malawi-Liverpool Wellcome Trust Clinical Research Programme gateway](#).

Corresponding author: Maya Jane Bates (mjanebates@gmail.com)

Author roles: **Bates MJ:** Conceptualization, Methodology, Project Administration, Writing – Original Draft Preparation, Writing – Review & Editing; **Muula A:** Supervision, Writing – Review & Editing; **Gordon SB:** Funding Acquisition, Writing – Review & Editing; **Henrion MYR:** Methodology, Writing – Review & Editing; **Tomeny E:** Methodology, Writing – Review & Editing; **MacPherson P:** Methodology, Writing – Review & Editing; **Squire B:** Conceptualization, Supervision, Writing – Review & Editing; **Niessen L:** Conceptualization, Supervision, Writing – Review & Editing

Competing interests: No competing interests were disclosed.

Grant information: This study was supported by the Wellcome Trust through a Malawi-Liverpool-Wellcome Trust Clinical Research Programme Core Grant [206545].

The funders had no role in study design, data collection and analysis, decision to publish, or preparation of the manuscript.

Copyright: © 2020 Bates MJ *et al.* This is an open access article distributed under the terms of the [Creative Commons Attribution License](#), which permits unrestricted use, distribution, and reproduction in any medium, provided the original work is properly cited.

How to cite this article: Bates MJ, Muula A, Gordon SB *et al.* **Study protocol for a single-centre observational study of household wellbeing and poverty status following a diagnosis of advanced cancer in Blantyre, Malawi - 'Safeguarding the Family' study [version 2; peer review: 3 approved]** Wellcome Open Research 2020, 5:2 (<https://doi.org/10.12688/wellcomeopenres.15633.2>)

First published: 07 Jan 2020, 5:2 (<https://doi.org/10.12688/wellcomeopenres.15633.1>)

REVISED Amendments from Version 1

Minor details have been changed in the text in response to the reviewers' comments. We trust this helps to clarify areas which were not clear in the original version. There have been no major changes to the text.

Any further responses from the reviewers can be found at the end of the article

Introduction

The impact of a diagnosis of cancer on households in low and middle-income countries (LMICs) is dramatic. A study of over 9000 cancer patients in South East Asia reported that 75% of patients had either died or faced financial catastrophe twelve months from diagnosis¹. In African settings, cancer is associated with high mortality, as well as catastrophic financial, psychological and spiritual morbidity^{2,3}. Many households experience cancer diagnoses when they would expect to be at their most economically productive⁴. For the few patients who are able to access potentially curative cancer therapy, treatment abandonment rates are high^{5,6}.

The Lancet Commission on Palliative Care and Pain Relief states that '*access to palliative care and pain relief is a health, equity and human rights imperative which has been largely ignored in the goal to achieve Universal Health Coverage (UHC)*'⁷. Palliative care is an approach which improves quality of life of patients and families affected by life limiting illnesses⁸. Provision of palliative care should not be limited to those thought to be in 'terminal' or 'end of life' situations; these terms lack clear definition and risk a 'missed opportunity to do better for patients'⁹. Cost savings have been associated with a variety of models of delivery of palliative care, though the majority of data are reported from high income settings, and from a health systems rather than patient perspective^{10,11}.

Out-of-pocket expenditure (OOPE) accounts for 23% of global health expenditure and 45% of health expenditure in the developing world¹². In Malawi – where the Essential Health Package (EHP) is provided at no cost to users at the point of care – OOPE remains a significant burden on rural households, accounting for an estimated 13–22% of health expenditure¹³. Interventions aimed at reducing the burden of non-communicable diseases can play a key role in global development, facilitating progress towards the Sustainable Development Goals including – and beyond – ensuring healthy lives^{14–16}.

In this study we will explore the association between receipt of palliative care and total household expenditure on health (as a proportion of total household income), and wellbeing for those who were being diagnosed with cancer for the first time, and who were assessed clinically to have advanced Kaposi's sarcoma, cervical or oesophageal cancer or hepatocellular carcinoma at Queen Elizabeth Central Hospital in Blantyre, Malawi. We hypothesised that, as a result of pain and symptom management and provision of information about their condition, patients receiving palliative care will maintain or improve their wellbeing whilst requiring fewer repeat visits to health

providers. In this way, receipt of palliative care will be associated with a reduction in total household expenditure on health over time, whilst patient (and carer) wellbeing is maintained or improved.

Protocol**Details of ethical issues and ethical approval received**

This study has undergone ethical review by, and received approval from, the College of Medicine Research Ethics Committee in Blantyre, Malawi (P.05/18/2395) and the Liverpool School of Tropical Medicine Research Ethics Committee (18/046). All participants (patients and household carers) will be invited to give written informed consent to take part in the study. All electronic and paper-based data will be anonymised.

Setting

Malawi is a low-income country in Central Southern Africa. Health services are provided free at the point of care through a network of community and hospital-based services supported by government and faith-based funding across 28 districts¹⁷. There are four publicly funded tertiary referral ('central') hospitals situated in the cities of Zomba, Lilongwe, Blantyre and Mzuzu. Queen Elizabeth Central Hospital (QECH) in Blantyre is the largest central hospital in the country offering specialist services for gynaecological oncology, oncology, endoscopy and palliative care. Oncology services are at an early stage of development with limited specialist capacity and no radiotherapy available in-country¹⁸. Tertiary level palliative care services¹⁹ have been established for adults and children for over fifteen years, and are delivered through in-patient referral, out-patient clinics, and community based care^{20,21}. Recruitment for this study will take place amongst adults (anyone 18 years and above) from in-patient wards and out-patient clinics (oncology, endoscopy, gynaecological oncology and palliative care) at QECH. Patients with hepatocellular carcinoma will be identified through enhanced case finding via an ongoing study on hepatitis B taking place at the same institution.

Participant identification, recruitment and follow-up

Patients with a first-time clinical diagnosis of advanced Kaposi's Sarcoma (KS), or cervical or oesophageal cancer will be approached at the site of specialist clinical service (oncology, gynaecological oncology, palliative care) at Queen Elizabeth Central Hospital (QECH). Patients with hepatocellular carcinoma (HCC) will be approached via referral from the study team. Eligibility screening of all patients will be undertaken by the Principal Investigator, following which patients will be provided with a study information sheet and invited to provide written consent. Eligibility criteria, information sheets and consent forms have been provided as *Extended data*²². Once a patient has given consent, they will be invited to identify up to four household carers who may be approached to take part in the study. Any (or all) of these carers will be approached as soon as possible after patient recruitment, screened for eligibility, and provided with information before being invited to provide written consent. Eligibility screening, consent and baseline data collection will take place at the hospital, with subsequent data collection taking place either at hospital or at the preferred place of the participants, either home, hospital or local health centre.

In the event of patient death, a household member (either the carer already consented, or an alternative person identified by the previously consented carer) will be invited to consent to complete a brief five-item questionnaire on funeral costs. This data will be gathered no less than two weeks following the death of the patient.

Inclusion: cancer types and diagnostic criteria

Three cancer types (KS, cervical, oesophageal) have been selected because they have the highest incidence in the local setting^{23,24}, and because they are amenable to clinical diagnosis under routine care at specialist clinics at QECH. Hepatocellular carcinoma is another common malignancy²⁵, which is currently under surveillance on the medical wards at QECH as part of an ongoing study on hepatitis B in Malawi. Recruitment will rely on clinical diagnosis under the supervision of specialist clinicians, as standard of care for diagnosis in the local setting (Table 1) for criteria used for diagnosis of 'advanced' cancer, according to disease type). Histological confirmation is not mandatory, waiting for biopsy result would result in significant delays²⁶. Cancer staging will be recorded where available.

Study tools

Prior to this study, preliminary work was undertaken to explore household concepts of wellbeing and cost areas of importance to patients following a diagnosis of advanced cancer²⁷. Following this, we adapted the WHO TB patient cost survey for a cancer population as the Patient-and-Carer Cancer Cost (PaCCcT) survey, details of this process and resulting survey content have been reported elsewhere²⁸. A locally validated Chichewa language translation of the EQ-5D-3L (paper based) and the Integrated Palliative Care Outcome Scale (IPOS <http://pos-pal.org>, tablet based) will be used to record changes in wellbeing over time. All newly developed content in the surveys have been translated into Chichewa and piloted amongst patients and carers receiving palliative care for advanced

cancer²⁸. Multiple reviews of these questions were conducted with experienced fieldworkers during transition from paper-based to tablet-based format. New questions have also been back translated for quality control by the Malawi-Liverpool-Wellcome Trust Clinical Research Programme (MLW) Translation Unit to ensure consistency of questioning during data collection.

The PaCCcT survey records details of healthcare utilisation firstly from time of onset of symptoms (reported at the time of diagnosis i.e. baseline visit) and subsequently from the last study visit (for follow up visits). Households are asked to provide details of frequency of visits, type of provider, and length of visit (including transportation to and from provider) as details necessary for calculation of all direct and indirect household expenditure on health. Visits to conventional (hospital and health centre) and non-conventional (traditional healers, drugstores) healthcare providers will be recorded. At subsequent follow-up study visits, details of emergency (unplanned) and routine (planned) visits will be recorded separately. Coping strategies (including loans and dissaving) and sources of funding for healthcare utilisation are also recorded. Household income will be captured by self-report and via use of an asset score based on a locally developed proxy means test for poverty. The Malawi Urban Proxy Means Test for Poverty was originally developed by Payongayong *et al.*²⁹ The parameters for this test have recently been updated by one of us (PM) using data from the 2016–2017 Integrated Household Survey.

Primary outcome

Change in total household OoPE on health, as a proportion of annual household income (based on income before the onset of illness) from diagnosis to six months.

Secondary outcomes

Change in index health status and/or frequencies by level within dimensions within the EQ-5D-3L and/or visual analogue scores from time of diagnosis to six months.

Table 1. Diagnostic criteria for advanced cancer.

Cancer type	Diagnostic criteria for advanced disease
Kaposi's sarcoma	ALL patients with a first-time diagnosis on clinical examination by specialist doctor AND assessed as AIDS Clinical Trials Group (ACTG) 'poor risk' category OR ALL with a first-time diagnosis of KS where staging not done
Cervical cancer	ALL patients with a first-time diagnosis on clinical examination by specialist doctor AND with disease at International Federation of Gynaecology and Obstetrics (FIGO) stage 2 and above
Oesophageal cancer	ALL patients with a first-time diagnosis on endoscopy by specialist doctor AND assessed as being inoperable,
Hepatocellular carcinoma	ALL patients identified with a liver mass followed by confirmatory ultrasound with mass >2cm performed by a specialist doctor AND evidence of local mass effect.

Changes in symptom burden and/or self-reported experience of physical/psychological/spiritual symptom burden using Integrated Palliative Care Outcome Scale.

Study results will be reported using the STROBE guidelines.

Receipt of palliative care will be presented as both categorical (yes [any] / no [none]) variables, or as interval data (based on the number of contacts with palliative care services from baseline to six months). Proportion of households likely to receive a referral to palliative care services will be dependent on the routine practice of the assessing clinician.

Poverty status will be derived from two approaches, firstly self-reported household income before the onset of symptoms and secondly from a proxy means test for poverty (derived from Malawi Demographic Health Survey 2006–7) based on household assets. Household poverty status will be presented as tertiles – least poor, poor and non-poor.

Mean (and confidence intervals) and median (and inter-quartile ranges) values will be used to describe the characteristics of the study cohort for continuous variables. Categorical variables will be summarised by frequency tables and bar charts.

The effect of receipt of palliative care on household expenditure will be estimated using a multiple linear regression model, adjusted for expenditure at diagnosis and other potential confounding variables (age, sex, rural/urban dwelling).

Poisson regression will be used to assess the relationship between the number of palliative care visits and change in total household expenditure on health (as a proportion of total household income) from the time of diagnosis to six months.

The unadjusted hazard of death will be estimated using the Kaplan-Meier survival estimator. Survival will be disaggregated by poverty status, sex, number of palliative care visits and cancer type. Cox proportional hazard models will investigate risk factors for death by calculating hazard ratios and 95% confidence intervals. The validity of the proportional hazards assumption for the Cox models will be tested. Log rank tests will be used to test for difference in survival curves between different groups.

Sample size

The sample size calculation for this study was powered to detect a medium effect (as determined by Cohen's $f^2=0.15$) of a predictor in a multiple linear regression model for change in total household OOPE as a proportion of annual household income. All power analyses are based on $\alpha = 0.05$; $\text{power}=0.8$, using two sided tests.

Comparing single variables (e.g. response variable = change in total household OOPE as a proportion of annual household income, predictor = receipt of palliative care) a sample size of 55 households is required to detect a medium effect.

Considering 50% exclusions and 20% dropout a sample size of 138 households is required ($n= 55 / ((1-0.5)*(1-0.2)) = 138$).

Following review of local data from relevant clinics at QECH, an estimated 225 patients are available for recruitment over a six-month period.

Loss to follow-up

Loss to follow-up may be high in this study population, who have a diagnosis of advanced cancer with a high risk of mortality over the six-month study period. At the time of recruitment participants will be asked to provide details of directions to reach their household and asked their preferred place for follow-up visits. If they are absent from home on the first home visit, a further two visits will be attempted by the research team before declaring the household lost to follow-up. Phone contact will be tried a maximum of three times before a participant household will be considered lost to follow-up.

Participant households will be given 500MK (\$0.75) mobile air-time at each visit to use in the event of any change of address or patient status during the study. In addition, the study team will call patients and their carers between scheduled visits to check on status and current place of residence. In accordance with local guidelines for compensation of research participants, transport costs for all follow-up visits at the hospital will be reimbursed and participants will be given sugar, tea (at each visit) and local currency equivalent of \$10 per completed visit (at study completion)^{30,31} or following death of a patient.

Plans for dissemination of outcome and associated data once completed

Feedback to the local academic and clinical community will be given through participation at local research and clinical meetings. A report of the study will be submitted to the local ethical committee who provided ethical permission and communicated to the broader research community via academic presentations (poster and oral) and publications. A follow-up meeting will be convened with the national policy making forum engaged at the start of the study.

Data will be shared within the research community through an open access repository once peer reviewed publication is complete.

Clinical care

It is anticipated that due to the underlying diagnosis of advanced cancer, the health status of many patients recruited will deteriorate during the study, and several will die as a result of their cancer illness. The role of the study team is not to provide clinical care; however, participants will be advised to use local health services (health centre, district or central facilities) whenever they are found to be unwell and/or with extreme/unrelieved symptoms at the time of a study visit. Responsibility for their care (including any treatment, referrals or admission) will remain with locally available health facilities to preserve the integrity of the study.

Distress protocol

A distress protocol will be developed for study staff to alert the principal investigator (or nominated deputy) in the event of extreme distress in participants.

Recognition and management of risk to study staff

Following initial training, weekly meetings will be held with study staff to check on their work-related wellbeing. The principal investigator will be available by phone to assist study staff whilst they are in the field should they experience any difficulties in the course of their duties. Training delivered by palliative care team members who are experienced in providing bereavement support in local communities will prepare study staff to handle issues around death and dying and how to administer the funeral cost section of the PaCCCT survey.

Study limitations

This is a single centre study recruiting patients and their carers from urban and peri-urban settings in Blantyre, Malawi. Patients with four cancer types will be recruited. Study outcomes may have limited generalisability to rural settings and other cancer types. Other common life-limiting illnesses (such as stroke and chronic lung disease) would need separate study due to illness variability in terms of progression, treatment options and outcomes. Generalisability to more well-resourced health settings is also limited, as cancer treatment protocols vary based on availability of resources, e.g. if radiotherapy was available in Malawi, OOPE would potentially increase due to the requirement for multiple hospital visits, though other outcome benefits may also be anticipated.

In common with many studies reporting OOPE³², much of the data relies on accurate self-reporting of information about healthcare utilisation, household income and costs. Patients and carers may for various reasons under or over report these data. Use of trained research field staff and regular meetings with the team during data collection will attempt to optimise the quality of data.

The sample size is likely to be underpowered as a result of using Cohen's f^2 . Exposure to palliative care will be based on routine practice and may be insufficient to infer association. It may be that those choosing not to participate in the study will introduce selection bias in the sample.

Current study status

Recruitment began in January 2019 and baseline data were collected from 152 households by the end of July 2019. Follow-up is ongoing, due to be completed at the end of January 2020.

Conclusions

Cancer prevalence and mortality are increasing in many LMICs, including those in the African region. There are currently limited data on healthcare utilisation and related OOPE following a diagnosis of cancer in Malawi, where people are typically diagnosed during an economically productive stage of life with disease already at an advanced stage. During a serious illness and following death, the impact of excessive spending on health continues to be experienced by households, disproportionately so by those already adversely affected by poverty.

This study will investigate household wellbeing and poverty status in patients receiving a first-time clinical diagnosis for advanced cancer, to explore whether there is evidence that receipt of palliative care can support a reduction in total household expenditure on health whilst maintaining (or improving) wellbeing in households affected by advanced cancer.

Data availability

Underlying data

No data are associated with this article

Extended data

Open Science Framework: Safeguarding the Family. <https://doi.org/10.17605/OSF.IO/MDN7K>²²

- Patient information sheets English Chichewa.docx
- Consent forms patient carer English Chichewa to send.docx
- Patient and carer eligibility criteria.docx
- PaCCCT survey English and Chichewa.docx
- IPOSv1_ChichewaMLW.doc

Data are available under the terms of the [Creative Commons Zero "No rights reserved" data waiver](#) (CC0 1.0 Public domain dedication).

References

1. ACTION Study Group, Kimman M, Jan S, *et al.*: **Catastrophic health expenditure and 12-month mortality associated with cancer in Southeast Asia: results from a longitudinal study in eight countries.** *BMC Med.* 2015; **13**(1): 190. [PubMed Abstract](#) | [Publisher Full Text](#) | [Free Full Text](#)
2. Sepulveda C, Habiyambere V, Amandua J, *et al.*: **Quality care at the end of life in Africa.** *BMJ.* 2003; **327**(7408): 209–13. [PubMed Abstract](#) | [Publisher Full Text](#) | [Free Full Text](#)
3. Selman LE, Higginson IJ, Agupio G, *et al.*: **Quality of life among patients receiving palliative care in South Africa and Uganda: a multi-centred study.** *Health Qual Life Outcomes.* 2011; **9**: 21. [PubMed Abstract](#) | [Publisher Full Text](#) | [Free Full Text](#)
4. Tapsfield JB, Jane Bates M: **Hospital based palliative care in sub-Saharan Africa; a six month review from Malawi.** *BMC Palliat Care.* 2011; **10**(1): 12. [PubMed Abstract](#) | [Publisher Full Text](#) | [Free Full Text](#)
5. Stanley CC, van der Gronde T, Westmoreland KD, *et al.*: **Risk factors and reasons for treatment abandonment among children with lymphoma in Malawi.** *Support Care Cancer.* 2018; **26**(3): 967–73. [PubMed Abstract](#) | [Publisher Full Text](#) | [Free Full Text](#)

6. Israëls T, Chirambo C, Caron H, *et al.*: **The guardians' perspective on paediatric cancer treatment in Malawi and factors affecting adherence.** *Pediatr Blood Cancer.* Wiley Online Library. 2008; **51**(5): 639–42.
[PubMed Abstract](#) | [Publisher Full Text](#)
7. Knaul FM, Farmer PE, Krakauer EL, *et al.*: **Alleviating the access abyss in palliative care and pain relief-an imperative of universal health coverage: the Lancet Commission report.** *Lancet.* 2018; **391**(10128): 1391–454.
[PubMed Abstract](#) | [Publisher Full Text](#)
8. Sepúlveda C, Marlin A, Yoshida T, *et al.*: **Palliative Care: the World Health Organization's global perspective.** *J Pain Symptom Manage.* 2002; **24**(2): 91–6.
[PubMed Abstract](#) | [Publisher Full Text](#)
9. Murray SA, Kendall M, Mitchell G, *et al.*: **Palliative care from diagnosis to death.** *BMJ.* 2017; **356**: j878.
[PubMed Abstract](#) | [Publisher Full Text](#)
10. Smith S, Brick A, O'Hara S, *et al.*: **Evidence on the cost and cost-effectiveness of palliative care: a literature review.** *Palliat Med.* 2014; **28**(2): 130–50.
[PubMed Abstract](#) | [Publisher Full Text](#)
11. Reid EA, Kovalerchik O, Jubanyik K, *et al.*: **Is palliative care cost-effective in low-income and middle-income countries? A mixed-methods systematic review.** *BMJ Support Palliat Care.* 2019; **9**(2): 120–9.
[PubMed Abstract](#) | [Publisher Full Text](#)
12. Lu C, Chin B, Li G, *et al.*: **Limitations of methods for measuring out-of-pocket and catastrophic private health expenditures.** *Bull World Health Organ.* 2009; **87**(3): 238–44, 244A–244D.
[PubMed Abstract](#) | [Publisher Full Text](#) | [Free Full Text](#)
13. Wang Q, Fu AZ, Brenner S, *et al.*: **Out-of-pocket expenditure on chronic non-communicable diseases in sub-Saharan Africa: the case of rural Malawi.** *PLoS One.* 2015; **10**(1): e0116897.
[PubMed Abstract](#) | [Publisher Full Text](#) | [Free Full Text](#)
14. Niessen LW, Mohan D, Akuoku JK, *et al.*: **Tackling socioeconomic inequalities and non-communicable diseases in low-income and middle-income countries under the Sustainable Development agenda.** *Lancet.* 2018; **391**(10134): 2036–46.
[PubMed Abstract](#) | [Publisher Full Text](#)
15. Nugent R, Bertram MY, Jan S, *et al.*: **Investing in non-communicable disease prevention and management to advance the Sustainable Development Goals.** *Lancet.* 2018; **391**(10134): 2029–35.
[PubMed Abstract](#) | [Publisher Full Text](#)
16. Jan S, Laba TL, Essue BM, *et al.*: **Action to address the household economic burden of non-communicable diseases.** *Lancet.* 2018; **391**(10134): 2047–58.
[PubMed Abstract](#) | [Publisher Full Text](#)
17. **HSSP II 2017 final.**
[Reference Source](#)
18. Masamba L: **The state of oncology in Malawi in 2015.** *Malawi Med J.* 2015; **27**(3): 77–8.
[PubMed Abstract](#) | [Publisher Full Text](#) | [Free Full Text](#)
19. **African Palliative Care Association APCA Standards for Providing Quality Palliative Care Across Africa.** 2010.
[Reference Source](#)
20. Markham K, Huwa C, Bates J: **Palliative care in Malawi: the current state of services and education.** *European Journal of Palliative Care.* 2017; **24**(3): 134–40.
21. Molyneux EM, Lavy V, Bunn M, *et al.*: **Developing a palliative care service for children in the Queen Elizabeth Central Hospital, Blantyre, Malawi.** *Arch Dis Child.* 2013; **98**(9): 698–701.
[PubMed Abstract](#) | [Publisher Full Text](#)
22. Bates M: **Safeguarding the Family.** *OSF* 2019.
<http://www.doi.org/10.17605/OSF.IO/MDN7K>
23. Msyamboza KP, Dzamalala C, Mdokwe C, *et al.*: **Burden of cancer in Malawi; common types, incidence and trends: national population-based cancer registry.** *BMC Res Notes.* 2012; **5**(1): 149.
[PubMed Abstract](#) | [Publisher Full Text](#) | [Free Full Text](#)
24. Chasimpha SJD, Parkin DM, Masamba L, *et al.*: **Three-year cancer incidence in Blantyre, Malawi (2008-2010).** *Int J Cancer.* 2017; **141**(4): 694–700.
[PubMed Abstract](#) | [Publisher Full Text](#) | [Free Full Text](#)
25. Kew MC: **Epidemiology of hepatocellular carcinoma in sub-Saharan Africa.** *Ann Hepatol.* 2013; **12**(2): 173–82.
[PubMed Abstract](#) | [Publisher Full Text](#)
26. Masamba LPL, Mtonga PE, Kalilani Phiri L, *et al.*: **Cancer Pathology Turnaround Time at Queen Elizabeth Central Hospital, the Largest Referral Center in Malawi for Oncology Patients.** *J Glob Oncol.* 2017; **3**(6): 734–9.
[PubMed Abstract](#) | [Publisher Full Text](#) | [Free Full Text](#)
27. Bates MJ, Mphwatiwa T, Ardrey J, *et al.*: **Household concepts of wellbeing and the contribution of palliative care in the context of advanced cancer: A Photovoice study from Blantyre, Malawi.** *PLoS One.* 2018; **13**(8): e0202490.
[PubMed Abstract](#) | [Publisher Full Text](#) | [Free Full Text](#)
28. Bates MJ, Namisango E, Tomeny E, *et al.*: **Palliative care within universal health coverage: the Malawi Patient-and-Carer Cancer Cost Survey.** *BMJ Support Palliat Care.* 2019; pii: bmjpspcare-2019-001945.
[PubMed Abstract](#) | [Publisher Full Text](#)
29. Payongayong E, Benson T, Ahmed A, *et al.*: **Simple Household Poverty Assessment Models for Malawi: Proxy Means Test from the 1997–98 Malawi Integrated Household Survey).** Lilongwe, Malawi: National Statistical Office of the Government of Malawi. 2006.
30. Gordon SB, Chinula L, Chilima B, *et al.*: **A Malawi guideline for research study participant remuneration [version 2; peer review: 2 approved].** *Wellcome Open Res.* 2018; **3**: 141.
[PubMed Abstract](#) | [Publisher Full Text](#) | [Free Full Text](#)
31. Nyangulu W, Mungwira R, Nampota N, *et al.*: **Compensation of subjects for participation in biomedical research in resource - limited settings: a discussion of practices in Malawi.** *BMC Med Ethics.* 2019; **20**(1): 82.
[PubMed Abstract](#) | [Publisher Full Text](#) | [Free Full Text](#)
32. Sweeney S, Vassall A, Foster N, *et al.*: **Methodological Issues to Consider When Collecting Data to Estimate Poverty Impact in Economic Evaluations in Low-income and Middle-income Countries.** *Health Econ.* 2016; **25** Suppl 1: 42–52.
[PubMed Abstract](#) | [Publisher Full Text](#) | [Free Full Text](#)

Open Peer Review

Current Peer Review Status:   

Version 2

Reviewer Report 01 April 2020

<https://doi.org/10.21956/wellcomeopenres.17279.r38061>

© 2020 Normand C. This is an open access peer review report distributed under the terms of the [Creative Commons Attribution License](#), which permits unrestricted use, distribution, and reproduction in any medium, provided the original work is properly cited.



Charles Normand 

¹ Centre for Health Policy and Management, Trinity College Dublin, Dublin, Ireland

² Cicely Saunders Institute, King's College London, London, UK

This is a useful study and should provide important understanding of the financial impact on families of people with cancer diagnoses in low income countries. The main study tools have been chosen appropriately.

I remain sceptical about the likely value of the EQ5D3L data in this study. Previous uses in palliative care have tended not to show changes despite other evidence of change in quality of life, and in particular the three level version may not be calibrated in a way that is likely to demonstrate change. There is still no robust evidence on the use of the newer five level version in palliative care, so at this stage it is not useful to recommend a change to the newer version.

The person with cancer in the study may have a number of different roles. It might be useful to explore the possibility of assessing the different effects on families where the person with cancer is a main bread winner, and where the family impact may be directly affected by income loss as well as the out of pocket expenditure.

Competing Interests: No competing interests were disclosed.

Reviewer Expertise: Health economics, with particular focus on ageing, palliative and end of life care, and on cancer prevention and treatment.

I confirm that I have read this submission and believe that I have an appropriate level of expertise to confirm that it is of an acceptable scientific standard.

Reviewer Report 03 March 2020

<https://doi.org/10.21956/wellcomeopenres.17279.r38062>

© 2020 Clark J. This is an open access peer review report distributed under the terms of the [Creative Commons Attribution License](#), which permits unrestricted use, distribution, and reproduction in any medium, provided the original work is properly cited.



Joseph Clark 

Wolfson Palliative Care Research Centre, Hull York Medical School, University of Hull, Hull, UK

I commend the authors for taking points raised seriously and addressing them accordingly. Clarifications made in v2 of the manuscript address the minor concerns I had with the manuscript which I now approve without reservation.

I think this is an important area of study for Malawi and elsewhere. It is a study well worth emulating in other countries of the world, to provide longitudinal data, relating to costs incurred relating to cancer over time and any potential impact that access to palliative care has upon this. I look forward to the results of the study.

Competing Interests: No competing interests were disclosed.

Reviewer Expertise: Global palliative care, clinical trials, cancer care. I have indicated within my review that others will be able to provide more informed comment on the statistical analysis plan of the project.

I confirm that I have read this submission and believe that I have an appropriate level of expertise to confirm that it is of an acceptable scientific standard.

Version 1

Reviewer Report 26 February 2020

<https://doi.org/10.21956/wellcomeopenres.17128.r37652>

© 2020 Currow D. This is an open access peer review report distributed under the terms of the [Creative Commons Attribution License](#), which permits unrestricted use, distribution, and reproduction in any medium, provided the original work is properly cited.



David C. Currow

IMPACCT (Improving Palliative, Aged and Chronic Care through Clinical Research and Translation), Faculty of Health, University of Technology Sydney, Sydney, Australia

The study of out of pocket expenses in low-and-middle income countries is a tremendously important area of research. The investigators are to be commended for their proposal.

Self-reported out of pocket expenses collected prospectively on the three most prevalent cancers in the community is an good approach to the problem. Complimenting this with an internationally standard measure of quality of life (EQ-5D-3L) is an excellent initiative. The other data collection is feasible and desirable.

This takes into account the ethics of conducting studies in such populations. The one highly sensitive issue relates to asking a surviving kinsperson to quantify funeral costs.

It may be of interest to consider including some focus groups for households that have gone from being financially stable to in poverty by the definitions that were used in this study.

Is the rationale for, and objectives of, the study clearly described?

Yes

Is the study design appropriate for the research question?

Yes

Are sufficient details of the methods provided to allow replication by others?

Yes

Are the datasets clearly presented in a useable and accessible format?

Not applicable

Competing Interests: No competing interests were disclosed.

Reviewer Expertise: Health service delivery, palliative and symptom control, big data analyses for improving care for people with life limiting illnesses.

I confirm that I have read this submission and believe that I have an appropriate level of expertise to confirm that it is of an acceptable scientific standard.

Reviewer Report 03 February 2020

<https://doi.org/10.21956/wellcomeopenres.17128.r37624>

© 2020 Normand C. This is an open access peer review report distributed under the terms of the [Creative Commons Attribution License](#), which permits unrestricted use, distribution, and reproduction in any medium, provided the original work is properly cited.



Charles Normand 

¹ Centre for Health Policy and Management, Trinity College Dublin, Dublin, Ireland

² Cicely Saunders Institute, King's College London, London, UK

This is an important study and will help to fill the gap in evidence from low income countries. My main concerns are that the 'treatment', i.e. palliative care use is not well specified. High income country evidence suggests timing and form of palliative care is crucial for effects on treatment trajectories and costs as shown in several papers by May *et al.* It also shows that the impact of palliative care interventions are highly sensitive to multimorbidity status.

Experience suggests that EQ5D3L is unlikely to yield any very interesting data but there is no harm in trying again.

Is the rationale for, and objectives of, the study clearly described?

Yes

Is the study design appropriate for the research question?

Partly

Are sufficient details of the methods provided to allow replication by others?

Yes

Are the datasets clearly presented in a useable and accessible format?

Yes

Competing Interests: No competing interests were disclosed.

Reviewer Expertise: Health economics, with particular focus on ageing, palliative and end of life care, and on cancer prevention and treatment.

I confirm that I have read this submission and believe that I have an appropriate level of expertise to confirm that it is of an acceptable scientific standard, however I have significant reservations, as outlined above.

Author Response 26 Feb 2020

Maya Bates, University of Malawi College of Medicine, P/Bag 360, Blantyre 3, Malawi

I write on behalf of my co-authors to thank the reviewers for their responses to v1 of the above article. Please see our point-by-point response below.

A revised version is being submitted. We look forward to your response.

RESPONSE TO REVIEWER 2

This is an important study and will help to fill the gap in evidence from low income countries. My main concerns are that the 'treatment', i.e. palliative care use is not well specified. High income country evidence suggests timing and form of palliative care is crucial for effects on treatment trajectories and costs as shown in several papers by May *et al.* It also shows that the impact of palliative care interventions are highly sensitive to multimorbidity status.

- 1. Thank you for your comments. After considerable discussion during the planning phase of the study, a descriptive cohort study design was chosen in order to establish a cost and wellbeing dataset reflective of 'real world' practice. Future interventional studies will be necessary to see if the findings highlighted from high resource settings are reproduced in low income countries.

Your concerns about lack of specificity of what constitutes 'treatment' are noted. In order to point to additional material relevant to this, we have added the descriptor 'tertiary level' to the manuscript:

pg.4: Tertiary level palliative care services have been established for adults and children for over fifteen years, and are delivered through in-patient referral, out-patient clinics, and community based care),

This descriptor is referenced to open-source standards for palliative care in African settings

(African Palliative Care Association APCA Standards for providing quality palliative care across Africa).

Experience suggests that EQ5D3L is unlikely to yield any very interesting data but there is no harm in trying again.

- Few validated wellbeing scores exist for this patient population in Malawi. The EuroQoL referenced Chichewa translation of EQ-5D-3L is probably the most widely used score used locally amongst patients with chronic disease conditions (e.g. HIV, TB). Comparison with the Integrated Palliative care Outcome Score (IPOS) as a second patient-reported outcome tool will be of interest.

In our earlier qualitative work we explored household concepts of wellbeing of relevance to the local population.

Competing Interests: No competing interests were disclosed.

Reviewer Report 31 January 2020

<https://doi.org/10.21956/wellcomeopenres.17128.r37636>

© 2020 Clark J. This is an open access peer review report distributed under the terms of the [Creative Commons Attribution License](#), which permits unrestricted use, distribution, and reproduction in any medium, provided the original work is properly cited.



Joseph Clark 

Wolfson Palliative Care Research Centre, Hull York Medical School, University of Hull, Hull, UK

Thank you for the opportunity to review this paper, which is a protocol for an observational study looking at household expenditure on health, in the context of a cancer diagnosis. The study aims to explore the relationship between receipt of palliative care, total household out-of-pocket expenditure on health and wellbeing following a first-time diagnosis of advanced cancer.

Overall, the paper is well written and the study addresses a matter of great importance, both for cancer patients in Malawi and elsewhere. I recommend indexing of this manuscript, although ahead of this, there are one or two issues which I feel need to be clarified. I have provided detailed comment on sections of the manuscript below, but my two main areas of concern relate to the following.

First, given known problems of access to palliative care and the relatively small sample size, I would suggest that the authors need to include comment on the amount of households *likely* to be in receipt of palliative care. What proportion of the included households are likely to receive a palliative care referral? The authors do helpfully outline relevant health infrastructure in setting. I am therefore confused by the note in limitations that “Exposure to palliative care will be based on routine practice and may be insufficient to infer association.” I think this sentence needs clarification. Does this refer to patients who have received a palliative care referral?

Second, there is some seemingly interchangeable use of terms such as “cancer” and “advanced cancer”. As it becomes clear that the patient population *is* advanced cancer, I think that this warrants justification in

the introduction. Was this population chosen as financial expenditure becomes particularly problematic in the context of a diagnosis of advanced cancer (as opposed to cancer)? I think it could also be clearer whether participants to be included received their diagnosis of advanced cancer in the context of a previous diagnosis and advancement of the disease, or would be learning for the first time that they had cancer.

This is particularly important as we know that worldwide, many cancer patients continue curative therapies long after they may be expected to be effective. Some comment would be helpful regarding potential different financial consequences for families receiving a diagnosis of advanced cancer, compared to those receiving a diagnosis at an earlier stage. Also, if patients are diagnosed *for the first time* with an advanced cancer, how likely is it that families will receive a palliative care referral? What would otherwise trigger a referral? Additionally, following some concerns, I spoke with a clinical doctor colleague regarding the diagnostic criteria of advanced cancer (Table 1). The inclusion of Kaposi's sarcoma and hepatocellular carcinoma as advanced cancers are clear. However, inclusion of patients with a first time diagnosis (of cervical/oesophageal) with no staging seems vague and could potentially distort the study population.

Overall, I think these are issues mostly of clarification and not significant problems with the study or the manuscript. Further comment is provided on individual sections below. If a section is not listed, I have no comment.

Introduction

- Unclear to me what 'default rates' refer to.
- There is a comma missing following 'health' in the Lancet quote (paragraph 2).
- Sentence relevant to SDGs need clarification: "facilitating progress towards the Sustainable Development Goals including – and beyond – health" should this be 'health improvement?'
- Rationale for the study is clearly justified.

Protocol

The authors may wish to consider additional ways in which participants can provide informed consent (e.g. written **or** observed?), is literacy likely to be an issue? I note that the inclusion criteria is provided as Extended data, but I think key aspects of inclusion should be in the manuscript (e.g. adult population). Including adults only is justified, but different issues present for families where a child receives a cancer diagnosis and in the context of focussing upon 'households' should be noted.

Study tools

I commend the authors for work undertaken to date in relation to development of data collection tools. Relating to the PaCCCT, the authors state this will be conducted "from time of onset of symptoms" at baseline. Baseline is not likely to be the time of 'onset of symptoms' given the population of the study?

Secondary outcomes

Others will be able to comment more knowledgeably than I on statistical approaches suggested. I would suggest that the authors need to include comment on the amount of households *likely* to be in receipt of palliative care. What proportion of the included households are likely to receive a palliative care referral?

Loss to follow up

Reimbursement of research costs to participants looks appropriate. It may be worth clarifying if families

will receive such compensation in the event of patient death (i.e. does 'death' count as study completion?).

Current study status

One hundred and fifty two households have already been recruited, which exceeds the stated sample size of 138. Please clarify.

Is the rationale for, and objectives of, the study clearly described?

Yes

Is the study design appropriate for the research question?

Yes

Are sufficient details of the methods provided to allow replication by others?

Yes

Are the datasets clearly presented in a useable and accessible format?

Yes

Competing Interests: No competing interests were disclosed.

Reviewer Expertise: Global palliative care, clinical trials, cancer care. I have indicated within my review that others will be able to provide more informed comment on the statistical analysis plan of the project.

I confirm that I have read this submission and believe that I have an appropriate level of expertise to confirm that it is of an acceptable scientific standard, however I have significant reservations, as outlined above.

Author Response 26 Feb 2020

Maya Bates, University of Malawi College of Medicine, P/Bag 360, Blantyre 3, Malawi

I write on behalf of my co-authors to thank the reviewers for their responses to v1 of the above article. Please see our point-by-point response below.

A revised version is being submitted. We look forward to your response.

RESPONSE TO REVIEWER 1

Thank you for the opportunity to review this paper, which is a protocol for an observational study looking at household expenditure on health, in the context of a cancer diagnosis. The study aims to explore the relationship between receipt of palliative care, total household out-of-pocket expenditure on health and wellbeing following a first-time diagnosis of advanced cancer. Overall, the paper is well written and the study addresses a matter of great importance, both for cancer patients in Malawi and elsewhere. I recommend indexing of this manuscript, although ahead of this, there are one or two issues which I feel need to be clarified. I have provided detailed comment on sections of the manuscript below, but my two main areas of concern relate to the following. First, given known problems of access to palliative care and the relatively small sample size, I would suggest that the authors need to include comment on the amount of households *likely* to be

in receipt of palliative care. What proportion of the included households are likely to receive a palliative care referral? The authors do helpfully outline relevant health infrastructure in setting. I am therefore confused by the note in limitations that “Exposure to palliative care will be based on routine practice and may be insufficient to infer association.” I think this sentence needs clarification. Does this refer to patients who have received a palliative care referral?

- Thank you for your comments which raise an important area for further study. The following text has been added: Pg. 7 *Receipt of palliative care will be presented as both categorical (yes [any] / no [none]) variables, or as interval data (based on the number of contacts with palliative care services from baseline to six months). Proportion of households likely to receive a referral to palliative care services will be dependent on the routine practice of the assessing clinician.*

In this study referral to palliative care reports routine practice at Queen Elizabeth Central Hospital in Blantyre, Malawi. Referrals can be made by clinicians or nurses, maybe written or verbal, but they are not recorded electronically. It is difficult to comment on the amount of households likely to be in receipt of palliative care; we may want to suggest that all patients with advanced cancer are referred to palliative care, but this was not included in the design of the study (and we know that in practice this is not the case). By study completion we will be able to report how many patients have received palliative care, though there is likely to be a discrepancy between how many were referred and how many actually receive care, and we will not know this.

Second, there is some seemingly interchangeable use of terms such as “cancer” and “advanced cancer”. As it becomes clear that the patient population *is* advanced cancer, I think that this warrants justification in the introduction. Was this population chosen as financial expenditure becomes particularly problematic in the context of a diagnosis of advanced cancer (as opposed to cancer)? I think it could also be clearer whether participants to be included received their diagnosis of advanced cancer in the context of a previous diagnosis and advancement of the disease or would be learning for the first time that they had cancer.

- Thank you for highlighting this. Changes have been made as follows:
Abstract *Conclusions*: *This study will provide data on expenditure for healthcare by households affected by advanced cancer in Malawi. We also explore whether receipt of palliative care is associated with a reduction in out-of-pocket expenditure at household level*

p.4. In this study we will explore the association between receipt of palliative care and total household expenditure on health (as a proportion of total household income), and wellbeing for those who were being diagnosed with cancer for the first time, and who were assessed clinically to have advanced Kaposi’s sarcoma, cervical or oesophageal cancer or hepatocellular carcinoma at Queen Elizabeth Central Hospital in Blantyre, Malawi.

We hope this helps with clarity for the reader.

This is particularly important as we know that worldwide, many cancer patients continue curative therapies long after they may be expected to be effective. Some comment would be helpful regarding potential different financial consequences for families receiving a diagnosis of advanced cancer, compared to those receiving a diagnosis at an earlier stage.

- Previous research from Malawi suggests that 60-80% of patients are diagnosed when their disease is already advanced. Treatment options (including radiotherapy) are very limited or absent in this setting. Future studies maybe required to explore the financial (and other) outcomes for families receiving a diagnosis of cancer at an earlier stage.

Also, if patients are diagnosed *for the first time* with an advanced cancer, how likely is it that families will receive a palliative care referral? What would otherwise trigger a referral?

- See comments under point 1. This is as yet unknown.

Additionally, following some concerns, I spoke with a clinical doctor colleague regarding the diagnostic criteria of advanced cancer (Table 1). The inclusion of Kaposi's sarcoma and hepatocellular carcinoma as advanced cancers are clear. However, inclusion of patients with a first time diagnosis (of cervical/oesophageal) with no staging seems vague and could potentially distort the study population.

- Thank you for taking time to enquire about this. Table 1 (pg 5) reporting diagnostic criteria for advanced cancer, has been revised as follows :
Cervical cancer ALL patients with a first-time diagnosis on clinical examination by specialist doctor
AND
with disease at International Federation of Gynaecology and Obstetrics (FIGO) stage 2 and above
Oesophageal cancer ALL patients with a first-time diagnosis on endoscopy by specialist doctor
AND
assessed as being inoperable,

Overall, I think these are issues mostly of clarification and not significant problems with the study or the manuscript. Further comment is provided on individual sections below. If a section is not listed, I have no comment.

Introduction

Unclear to me what 'default rates' refer to.

- This has been changed to 'treatment abandonment' as follows: Pg. 3 *For the few patients who are able to access potentially curative cancer therapy, treatment abandonment rates are high^{5, 6}.*

There is a comma missing following 'health' in the Lancet quote (paragraph 2

- A comma has been inserted: Pg. 3 *The Lancet Commission on Palliative Care and Pain Relief states that 'access to palliative care and pain relief is a health, equity and human rights imperative which has been largely ignored in the goal to achieve Universal Health Coverage (UHC)*

Sentence relevant to SDGs need clarification: "facilitating progress towards the Sustainable Development Goals including – and beyond – health" should this be 'health improvement?'

- The phrase 'health' changed to 'ensuring healthy lives' to make the reference to SDG 3 (ensuring healthy lives and wellbeing for all at all ages) more explicit.
Pg. 4 *Interventions aimed at reducing the burden of non-communicable diseases can play a key role in global development, facilitating progress towards the Sustainable Development Goals including – and beyond – 'ensuring healthy lives'.^{14– 16}.*

Rationale for the study is clearly justified.

Protocol

The authors may wish to consider additional ways in which participants can provide informed consent

(e.g. written **or** observed?), is literacy likely to be an issue?

- The consent forms are prepared in English and in local language (Chichewa). As the reviewer has noted, literacy may be an issue. In such cases, study fieldworkers (certified through Good Clinical Practice training) read the details of consent forms to the participants. If they are willing to provide consent, a witnessed thumbprint is used for those unable to write.

I note that the inclusion criteria is provided as Extended data, but I think key aspects of inclusion should be in the manuscript (e.g. adult population). Including adults only is justified, but different issues present for families where a child receives a cancer diagnosis and in the context of focussing upon 'households' should be noted.

- Have included a statement as follows:
pg.4 *Recruitment for this study will take place amongst adults (anyone 18 years and above) from in-patient wards and out-patient clinics*

Study tools

I commend the authors for work undertaken to date in relation to development of data collection tools. Relating to the PaCCCT, the authors state this will be conducted "from time of onset of symptoms" at baseline. Baseline is not likely to be the time of 'onset of symptoms' given the population of the study?

- As the reviewer suggests, baseline is NOT the same as time of onset of symptoms (baseline is at the time of diagnosis), however at baseline, information on costs, health care utilisation and wellbeing were gathered from households *from the time of onset of symptoms*. The text has been changed as follows:

Pg. 6 The PaCCCT survey records details of healthcare utilisation firstly from time of onset of symptoms (reported at the time of diagnosis i.e. baseline visit) and subsequently from the last study visit (for follow up visits).

Secondary outcomes

Others will be able to comment more knowledgeably than I on statistical approaches suggested. I would suggest that the authors need to include comment on the amount of households *likely* to be in receipt of palliative care. What proportion of the included households are likely to receive a palliative care referral?

- See point 1 above. The following text has been added:
Pg. 7 *Receipt of palliative care will be presented as both categorical (yes [any] / no [none]) variables, or as interval data (based on the number of contacts with palliative care services from baseline to six months). Proportion of households likely to receive a referral to palliative care services will be dependent on the routine practice of the assessing clinician.*

Loss to follow up

Reimbursement of research costs to participants looks appropriate. It may be worth clarifying if families will receive such compensation in the event of patient death (i.e. does 'death' count as study completion?).

- We have included the following statement:
p.8 *local currency equivalent of \$10 per completed visit (at study completion or following death of a patient)^{29, 30}.*

Current study status

One hundred and fifty two households have already been recruited, which exceeds the stated sample size of 138. Please clarify.

- The sample size based on medium effect size using Cohens f^2 was 55 households, however this increased to 138 considering an estimated 20% LTFU and 50% living outside the area. However it is unclear how many patients might die or default over the 6 month period from baseline, therefore we planned to continue to recruit the maximum number of eligible households within our six month recruitment window in the hope of ending up with at least a minimum number complete dataset (baseline to six months) for the 55 households required.

Competing Interests: No competing interests were disclosed.

