



Prevalence of pharmacological adherence in patients with coronary artery disease and associated factors*


Jaqueline Correia Padilha^{1,2}

 <https://orcid.org/0000-0002-8761-6013>


Vinicius Batista Santos³

 <https://orcid.org/0000-0001-5130-5523>

Camila Takao Lopes³

 <https://orcid.org/0000-0002-6243-6497>

Juliana de Lima Lopes^{3,4}

 <https://orcid.org/0000-0001-6915-6781>

Objective: to assess the prevalence of pharmacological adherence in patients with coronary artery disease and to identify factors associated with adherence. **Method:** a cross-sectional, correlational study, including 198 patients with a previous diagnosis of coronary artery disease. Pharmacological adherence was assessed by the four-item Morisky Green test, and the factors that potentially interfere with adherence were considered independent variables. The association between the variables was determined by the Cox model, with a 5% significance level. **Results:** 43% of the patients adhered to the treatment. Fatigue and palpitation, never having consumed alcohol and being served by medical insurance were associated with adherence. Lack of adherence was associated with considering the treatment complex, consumption of alcohol and being served by the public health care system. In the multiple analysis, the patients with fatigue and palpitations had a prevalence of adherence around three times higher and alcohol consumption was associated with a 2.88 times greater chance of non-adherence. **Conclusion:** more than half of the patients were classified as non-adherent. Interventions can be directed to some factors associated with lack of adherence.

Descriptors: Coronary Artery Disease; Medication Adherence; Nursing; Health Education; Treatment Adherence and Compliance; Patient Compliance.

* Paper extracted from master's thesis "Fatores que interferem na adesão farmacológica em pacientes com doença arterial coronariana", presented to Universidade Federal de São Paulo, Escola Paulista de Enfermagem, São Paulo, SP, Brazil. This study was financed in part by the Coordenação de Aperfeiçoamento de Pessoal de Nível Superior (CAPES) – Finance Code 001, Brazil.





¹ Universidade Federal de São Paulo, Escola Paulista de Enfermagem, São Paulo, SP, Brazil.

² Scholarship holder at the Coordenação de Aperfeiçoamento de Pessoal de Nível Superior (CAPES), Brazil.

³ Universidade Federal de São Paulo, Escola Paulista de Enfermagem, Departamento de Enfermagem Clínica e Cirúrgica, São Paulo, SP, Brazil.

⁴ Scholarship holder at the Conselho Nacional de Desenvolvimento Científico e Tecnológico (CNPq), Brazil.

How to cite this article

Padilha JC, Santos VB, Lopes CT, Lopes JL. Prevalence of pharmacological adherence in patients with coronary artery disease and associated factors. *Latino-Am. Enfermagem*. 2021;29:e3464. [Access   ]; Available in:  . DOI: <http://dx.doi.org/10.1590/1518-8345.4554.3464>

Introduction

According to the American Heart Association (AHA)⁽¹⁾, 18.2 million 20-year-old or older Americans had coronary artery disease (CAD) between 2013 and 2016. In 2020, it was estimated that 720,000 Americans had some coronary event, including hospitalization for acute myocardial infarction (AMI) or death due to CAD. In Brazil, 242,858 hospitalizations occurred in 2019 due to ischemic heart disease. These data have a direct impact on economy and society⁽²⁾.

The treatment of CAD includes continuous use of medications, such as antihypertensives, antiplatelet agents, anticoagulants and statins. Invasive treatments can also be implemented, including coronary artery bypass grafting or percutaneous coronary intervention, in addition to the implementation of non-pharmacological measures, represented by incorporating a healthy lifestyle⁽³⁻⁵⁾.

Adherence to pharmacological and non-pharmacological treatment plays a crucial role in achieving satisfactory clinical outcomes in patients with CAD, including preventing ischemia, reducing symptoms, improving quality of life, decreasing readmissions and morbidity and mortality due to cardiovascular diseases⁽⁵⁾. The World Health Organization (WHO) defines adherence as the extent to which a person's behaviour – taking medication, following a diet, and/or executing lifestyle changes, corresponds with agreed recommendations from a health care provider. There are five dimensions that interfere with this adherence: related to the patient, to the disease, the treatment, to the health care system and team, and to the socioeconomic factors⁽⁶⁾.

In developed countries, only 50% of the patients with chronic diseases continue their treatment, including pharmacological and non-pharmacological measures. In developing countries, such as Brazil, this number has varied from 51% to 56.5%⁽⁶⁻⁸⁾ when considering only pharmacological adherence. Thus, in order to contribute to the primary and secondary prevention of CAD, the multidisciplinary team must identify the factors that interfere with adherence to treatment, in order to implement interventions that may minimize these barriers⁽⁵⁾.

A Brazilian study identified that only 26% of the hospitalized patients with CAD adhere to the pharmacological treatment⁽⁹⁾. Another study found that 49.3% of the patients had low adherence to statins and antiplatelet agents or potential for such 30 days after hospital discharge for Acute Coronary Syndrome⁽⁸⁾. Lack of adherence to pharmacological treatment is a complicating factor for readmissions⁽¹⁰⁾ due to decompensations. A meta-analysis including 10 studies with 106,002 patients demonstrated that adequate pharmacological adherence

reduced the risk of global and cardiovascular mortality, in addition to hospitalization for cardiovascular disease and AMI⁽¹¹⁾.

Therefore, during the delivery of nursing care for inpatients or outpatients, nurses must assess the factors associated with pharmacological non-adherence, so that nursing interventions can be established individually and focused on these variables. To the best of the authors' knowledge, only three Brazilian studies that evaluated the factors associated with pharmacological non-adherence in patients with CAD were identified^(7,9,12). Thus, new studies are needed, with population samples from different locations and addressing other possible non-adherence factors. This study aimed to assess the prevalence of pharmacological adherence in patients with CAD and to identify factors associated with adherence.

Method

A cross-sectional, correlational study, based on the Strengthening the Reporting of Observational Studies in Epidemiology (STROBE) guidelines for cross-sectional studies. It was developed in a hospital that is a reference in Cardiology in the city of São Paulo (SP), with data collection performed from November 2017 to January 2018 in the Hospitalization Units (566 beds), in the Intensive Care Units (646 beds) and in the Hemodynamics sector (51 beds).

Eligible patients were those hospitalized with a medical diagnosis of CAD, aged over 18 years. The exclusion criteria were chest pain, dyspnea or symptomatic hypotension during data collection, because these symptoms would make it impossible to interview the patients.

The sample size was calculated⁽¹³⁾ using the R 3.4.1 software, based on data from a previous study, which identified adequate pharmacological adherence in 56.5%⁽⁷⁾ of the patients with CAD. Considering an 80% power and a 10% accuracy, a minimum sample size of 198 patients was obtained.

Patients were selected by one of the authors of the study, a nurse specialized in Cardiology and Hemodynamics, who daily analyzed the patients' medical records in the selected units and identified those who met the eligibility criteria. The nurse explained the objectives of the study and invited them to participate, by offering the free and informed consent form.

Data were collected by means of three questionnaires, in the following sequence: Morisky Green test, to assess pharmacological adherence (dependent variable); an instrument to assess the variables that interfere with patient adherence and a questionnaire to assess patient knowledge about CAD.

The four-item Morisky Green Test (Morisky Medication Adherence Scale - MMAS-4) was developed in 1986⁽¹⁴⁾ and is one of the most often used in Brazil^(7,15-17) for the indirect measurement of pharmacological adherence behavior. It consists of four questions with dichotomous answers (yes/no). The patients were considered non-adherent whenever they answered "yes" to any of the questions⁽¹⁴⁾. The instrument is reliable, with adequate internal consistency and stability, assessed by a Cronbach's alpha of 0.73 (0.67-0.79) and by the test and retest ($r=0.70$, $p=0.02$), respectively⁽¹⁸⁾.

The independent variables were assessed through a questionnaire about the factors that can potentially interfere with adherence. The questionnaire was developed by the researchers based on the literature^(7,19). The factors were subdivided into five categories, according to the dimensions proposed by the WHO⁽⁶⁾:

- 1) patient-related variables: gender; age; ethnicity; marital status; education; number of children; religious beliefs; family assistance in the treatment (financial, company during consultation, change in eating habits and incentive to treatment – with the possibility of selecting more than one option); experience with the disease in the family context; patient's perceived health and knowledge about the disease.
- 2) variables related to socioeconomic level: family income; costs of the medications purchased with own money; employment situation; type of housing and transportation costs.
- 3) variables related to the disease: time since diagnosis; absence of symptoms, previous hospitalization and previous invasive treatment (coronary artery bypass grafting and/or percutaneous coronary intervention).
- 4) treatment-related variables: undesirable effects; complex therapeutic regimens (self-declaration by the participants of considering the treatment difficult in relation to the number and frequency of medication taking); length of treatment; use of other forms of treatment and lifestyle change.
- 5) variables related to the health care system and team: access to the health care service; time spent to reach the health care service; waiting time for the next appointment *versus* service time and the relationship with the health care team.

Knowledge about the disease was assessed using five questions from the Questionnaire for Assessment of Knowledge in Relation to Disease, developed and submitted to content validation by Galdeano⁽¹⁹⁾. The questions assess familiarity with the name of the disease; description of risk factors; description

of signs and symptoms; description of measures to minimize disease progression and description of signs and symptoms of disease complication⁽¹⁹⁾. The result was analyzed according to what was proposed by the author⁽¹⁹⁾: answering the entire question correctly: 1.0 point; answering half the question correctly: 0.5 points; answer a quarter of the question correctly: 0.25 points; answering the question incorrectly or not knowing how to answer it: 0 points. Thus, patients who scored ≤ 3 were considered to have deficient knowledge about the disease⁽¹⁹⁾.

The data were analyzed using the R 3.4.1 software and the qualitative variables were summarized by means of relative and absolute frequencies and the quantitative variables were expressed by means of measures of central tendency and dispersion [mean, standard deviation (SD), median and quartiles]. The Student's t-test for independent samples or Mann-Whitney's U test were used to determine the association between the quantitative variables and medication adherence, according to the distribution of the variables. Pearson's Chi-Square test was used to determine the association of the qualitative variables with medication adherence. The Bonferroni's correction was used to compare the alcohol intake categories two by two (never drank, stopped drinking or still drinking) and determine which comparisons were significantly different.

The Cox model with constant times and robust variance was adopted to assess the joint association between different variables and pharmacological adherence, with Prevalence Ratios (PRs) being assessed with 95% Confidence Intervals (CIs). A significance level of 5% was considered.

This study was approved by the Research Ethics Committees of the Federal University of São Paulo (Protocol No. 1.676.061) and of the *Beneficência Portuguesa* Hospital (Protocol No. 1.709.442). The study followed all legal prerogatives of research involving human beings.

Results

A total of 198 patients were considered eligible. All agreed to participate in the study and there were no exclusions. Most were male (64.6%), married (70.2%), Catholic (62.6%), Caucasian (74.2%) and with a family history of CAD (70.7%). The mean age was 65.75 (SD=11.41 years old); the mean number of years studied was 7.27 (SD=5.41) and the mean number of children was 2.89 (SD=1.80) (Table 1).

Table 1 - Association between pharmacological adherence and the factors related to the patient (n=198). São Paulo, SP, Brazil, 2017-2018

Variable	Pharmacological Adherence (n = 85)		Pharmacological Non-Adherence (n = 113)		p-value
	n	%	n	%	
Gender					
Female	31	36.5	39	34.5	0.881*
Male	54	63.5	74	65.5	
Ethnicity					
Caucasian	65	76.5	82	72.6	0.904*
African-American	12	14.1	20	17.7	
Asian	1	1.2	2	1.8	
Mixed (Caucasian and African-American)	7	8.2	9	8	
Marital status					
Not married	28	32.9	31	27.4	0.435*
Married	57	67.1	82	72.6	
Religion					
Catholic	51	60	73	64.6	0.221*
Evangelical	22	25.9	32	28.3	
Jehovah's Witness	3	3.5	1	0.9	
Spiritist	3	3.5	0	0	
Others	6	7.1	7	6.2	
Family history					
Positive	61	71.8	79	69.9	0.642*
Negative	23	27.1	30	26.5	
Does not know	1	1.2	4	3.5	
Family assistance in treatment[‡]					
Financial	9	11.7	11	10.6	0.815*
Companion during medical appointments consultation	68	88.3	94	90.4	0.807*
Assistance in changing eating habits	2	2.6	3	2.9	1.000*
Incentive to treatment	7	9.1	8	7.7	0.789*
Self-perception of health					
Excellent	1	1.2	1	0.9	
Very good	1	1.2	3	2.7	
Good	33	38.8	41	36.3	
Regular	40	47.1	56	49.6	
Poor	10	11.8	12	10.6	
Knowledge about the disease					
Adequate	76	89.4	99	87.6	0.824*
Deficient	9	10.6	14	12.4	
	Mean	SD	Mean	SD	
Age (years old)	66.61	13.09	65.1	19.97	0.378 [†]
	Median	Q25;Q75	Median	Q25;Q75	
Children	3	2;5	3	2;4	0.499 [§]
Education (years)	8	4;11	4	3;11	0.076 [§]

SD = Standard Deviation; Q25 = Quartile 25; Q75 = Quartile 75; *Pearson's Chi-square test; [†]Student's t-test for independent samples; [‡]Variable that allows for more than one answer; [§]Mann-Whitney's U test

With regard to socioeconomic support, most patients were retired/inactive, had a family income of 1 to 3 minimum wages, had their own homes and needed

family financial supplementation for the purchase of medications (Table 2).

Table 2 - Association between pharmacological adherence and the factors related to the patient's socioeconomic support (n=198). São Paulo, SP, Brazil, 2017-2018

Variable	Pharmacological Adherence (n= 85)		Pharmacological Non-Adherence (n= 13)		p-value
	n	%	n	%	
Family income (minimum wages)					0.190*
Up to 1	3	3.5	6	5.3	
Between 1 and 3	34	40	60	53.1	
Between 3 and 5	15	17.6	21	18.6	
Between 5 and 7	13	15.3	9	8	
Between 7 and 9	4	4.7	6	5.3	
More than 9	16	18.8	11	9.7	
Employment Situation					0.449*
Retired/Inactive	54	63.5	78	69	
Active	31	36.5	35	31	
Type of Housing					0.254*
Own	71	83.5	87	77	
Rented	8	9.4	20	17.7	
Conceded	6	7.1	6	5.3	
Cost of medication					0.466*
Own money	25	29.4	33	29.2	
Social resources	13	15.3	11	9.7	
Family complementation	47	55.3	69	61.1	
Complementation form					0.463*
Own money	63	74.1	82	72.6	
Family complementation	9	10.6	18	15.9	
Social resources	0	0	1	0.9	
No need for complementation	13	15.3	12	10.6	
Free transportation					
Yes	13	15.3	24	21.2	0.358*
No	72	84.7	89	78.8	

*Pearson's Chi-Square Test

The mean time since the diagnosis was 85.1 months, ranging from 6 to 480 months. The mean duration of treatment was 82.4 months (6 - 480 months). One hundred and seventy-five patients (88.4%) had satisfactory knowledge about the disease and the mean knowledge score about the disease was 4.45 points (SD=0.83).

Most patients were non-compliant (n=113; 57.1%). Among the reasons for non-adherence, 99 (87.6%) reported forgetting to take the medication on time, 60 (53%) did not remember to take it, 26 (23%)

interrupted it when they felt well and five (4.4%) reported neglecting the time to take their medications.

In the univariate analysis of the factors related to the patient and the socioeconomic situation, no significant association was found (Tables 1 and 2).

Table 3 shows that 164 patients (82.8%) had symptoms. Fatigue and palpitation were significantly associated with pharmacological adherence. With regard to invasive treatment, 158 (79.8%) underwent some type of intervention, among which 77 (48.7%) only

underwent coronary artery bypass grafting, 47 (29.7%) only underwent percutaneous coronary intervention and 34 (21.5%) underwent both treatments. There

was no significant association between this variable and adherence to the pharmacological treatment.

Table 3 - Association between pharmacological adherence and the factors related to the patient's disease (n=198). São Paulo, SP, Brazil, 2017-2018

Variable	Pharmacological Adherence (n = 85)		Pharmacological Non-Adherence (n = 113)		p-value
	n	%	N	%	
Presence of symptoms[‡]	69	81.2	95	84.1	0.704*
Chest pain	39	56.5	61	64.2	0.335*
Dyspnea	32	46.4	42	44.2	0.874*
Fatigue	7	10.1	1	1.1	0.01*
Palpitation	6	8.7	1	1.1	0.042*
Previous hospitalization					
Yes	60	70.6	75	66.4	0.542*
No	25	29.4	38	33.6	
Date of last hospitalization					0.383*
Never been hospitalized	25	29.4	38	33.6	
Less than a year	40	47.1	57	50.4	
More than a year	20	23.5	18	16.0	
Invasive treatment[§]	66	77.6	92	81.4	0.592*
Coronary artery bypass grafting					0.864*
Yes	45	52.9	66	58.4	
No	40	47.1	47	41.6	
Percutaneous coronary intervention					1.000*
Yes	34	40.0	47	41.6	
No	51	60.0	66	58.4	
	mean	SD	Mean	%	
Time since diagnosis (months)	82.38	82.36	87.18	98.38	0.805 [†]

SD = Standard Deviation; *Pearson's Chi-square test; [†]Student's t-test for independent samples; [‡]164 patients reported having symptoms and could present more than one type; [§]158 patients underwent invasive treatment. Of these, 77 underwent only coronary artery bypass grafting, 47 underwent only percutaneous coronary intervention, and 34 underwent both, totaling 111 coronary artery bypass grafting and 81 percutaneous coronary interventions

Table 4 shows that never having consumed alcohol and being served by health insurance was significantly associated with pharmacological adherence. The factors associated with lack of pharmacological adherence were

the following: considering the treatment complex; having stopped drinking alcohol or still drinking alcohol and being served in the public health care service.

Table 4 - Association between pharmacological adherence and the factors related to patient treatment (n=198), the health care service and the relationship with the health care team. São Paulo, SP, Brazil, 2017-2018

Variable	Pharmacological Adherence (n = 85)		Pharmacological Non-Adherence (n = 113)		p-value
	n	%	N	%	
Related to the treatment					
Side effect					
Yes	12	14.1	23	20.4	0.347*
No	73	85.9	90	79.6	

(continues on the next page...)

Variable	Pharmacological Adherence (n = 85)		Pharmacological Non-Adherence (n = 113)		p-value
	n	%	N	%	
Complex treatment					
Yes	53	62.4	86	76.1	0.042*
No	32	37.6	27	23.9	
Use of other treatments					
Yes	3	3.5	10	8.8	0.158*
No	82	96.5	103	91.2	
Type of complementary treatment					
Homeopathy	1	1.16	0	0	0.427*
Home remedies	1	1.16	5	4.4	
Religion	1	1.16	2	1.8	
Others	0	0	3	2.6	
None	82	96.5	103	91.2	
Smoking					
Nonsmoker/passive	35	41.2	40	35.4	0.248*
Daily smoker	15	17.6	15	13.3	
Casual smoker	1	1.2	0	0	
Former smoker	34	40	58	51.3	
Use of alcoholic beverage					
Never drank	47	55.3	40	35.4	0.012*
Stopped drinking	30	35.3	50	44.2	
Drinks	8	9.4	23	20.4	
Physical activity					
Never practiced	29	34.1	46	40.7	0.478*
Practiced, but stopped	42	49.4	54	47.8	
Currently practicing	14	16.5	13	11.5	
Related to the health care system					
Type of Service[§]					
In the public system	51	60	83	73.5	0.048*
In health insurance	37	43.5	32	28.3	0.035*
Private service	18	21.2	28	24.8	0.612*
Time for access (hour)					
Up to 1	56	65.9	68	60.2	0.712*
Between 1 and 2	20	23.5	33	29.2	
More than 2	9	10.6	12	10.6	
Date since last medical appointment (months)					
Less than 6	76	89.4	99	87.6	0.922*
More than 6	8	9.4	12	10.6	
Does not remember	1	1.2	2	1.8	
Relationship with the health care professional					
Adequate	67	78.8	77	68.1	0.108*
Inadequate	18	21.2	36	31.9	
	Median	Q25;Q75	Median	Q25;Q75	
Treatment duration (months)	120	24;360	48	14;120	0.79†

Q25 = Quartile 25; Q75 = Quartile 75; *Pearson's Chi-square test; †Mann Whitney's U test; §The patients could indicate more than one type of care

In the multiple analysis, it was found that patients with fatigue and palpitation had a three-fold increase in the prevalence of medication adherence. In contrast, alcohol consumption was associated with decreased

adherence, so that patients who drank had a 2.88 times greater chance of non-adherence than those who did not drink (Table 5).

Table 5 - Multiple analysis of the factors associated with patient pharmacological adherence (n=198). São Paulo, SP, Brazil, 2017-2018

Variable	PR*	95% CI†		p-value‡
		Minimum	Maximum	
Greater than 1 to 3 minimum wages	1.168	0.374	3.649	0.790
Greater than 3 to 5 minimum wages	1.564	0.46	5.313	0.473
Greater than 5 to 7 minimum wages	2.291	0.631	8.316	0.208
Greater than 7 to 9 minimum wages	1.094	0.236	5.071	0.909
Greater than 9 minimum wages	2.493	0.608	10.22	0.204
Fatigue	3.308	1.825	5.997	0.001
Palpitation	3.294	2.177	4.983	0.001
Complex treatment	0.697	0.428	1.135	0.147
Other treatments	0.587	0.155	2.227	0.434
Stopped drinking	0.701	0.423	1.163	0.169
Drinks alcoholic beverage	0.347	0.133	0.905	0.031
Public health care system	1.194	0.613	2.322	0.603
Good relationship with the health care team	1.343	0.766	2.353	0.303
Education	1.006	0.951	1.064	0.833

*PR = Prevalence Ratio; †CI = Confidence Interval; ‡Cox model. Current minimum wage: R\$ 937.00 (US\$ 166.00)

Discussion

This study found that most patients with CAD did not adhere to drug treatment. In addition, the majority believed that they used the prescribed medications correctly. This result can be related to the fact that the patients did not consider it lack of adherence when they forget to take their medications at the prescribed times. Other studies have also shown that a large number of patients reported neglecting the medication schedule^(8,10,20).

Regarding the pharmacological treatment, the mean duration of this treatment was less than the time since the diagnosis. This can occur because, at some point, many patients interrupt treatment due to lack of financial resources⁽⁸⁾, the belief that treatment would be unnecessary while they are asymptomatic or to the complex therapeutic scheme, with associated side effects⁽²¹⁾.

The proportion of patients who adhered to pharmacological treatment in this study (43%) was lower than that found in another Brazilian state, in which 56.5% of the patients with CAD were adherent to treatment⁽⁷⁾. However, patient adherence in our study was greater than that of another Brazilian study on

adherence to treatment by patients with CAD (26%)⁽⁹⁾ or other chronic diseases (30.8%)⁽¹⁸⁾. These discrepancies reinforce the importance of further studies on the factors that can interfere with adherence to treatment by patients with CAD in Brazil, whose results may contribute to explain the differential prevalence.

Among the variables related to the disease, fatigue and palpitation were significantly associated with adherence in the univariate analysis and remained associated in the multiple analysis. Fatigue is a prevalent, disabling and persistent symptom in patients with CAD⁽²¹⁾. In a study conducted with patients undergoing percutaneous coronary intervention, this symptom was associated with the side effects of the medications⁽²²⁾. Fatigue has also been identified as a predictor of worsening quality of life in patients newly diagnosed with CAD and in patients with chronic CAD⁽⁴⁾. This symptom also impairs psychosocial and physiological functionality⁽²³⁻²⁴⁾. Other symptoms, such as palpitation, can occur both in the initial stage of the disease, due to arrhythmias related to a recent AMI and in advanced stages of chronic CAD, due to increased areas of ischemia and consequent fibrosis⁽³⁾. Both symptoms generate physical discomfort, which imposes restrictions on routine habits. Thus, the individuals tend

to adhere more to the treatment in order to avoid these discomforts⁽²⁵⁾. On the other hand, asymptomatic patients who do not adhere to treatment report that, due to the absence of symptoms, they interrupt the medications without consulting a professional, as they feel healthy⁽¹¹⁾.

Patients who had never ingested it were almost three times more likely to have drug adherence than those who had ingested it, a finding also identified previously^(8,26). A study⁽²⁶⁾ showed that alcoholism is associated with lack of adherence to the pharmacological treatment of arterial hypertension and that patients who consume alcohol had a risk of non-adherence almost six times greater than those who do not drink. The reason would be the fear of the possible undesirable effects of the association of antihypertensive medications with alcoholic beverages.

Other variables related to adherence to treatment in the univariate analysis were the following: considering the treatment complex; assistance in the public health care system and in health care insurance. The patients who considered the treatment complex were less compliant and reported forgetting or neglecting taking medication, shortages and difficulty in their routine. The complex dosing schedule with a larger number of medications used tends to reduce adherence⁽²⁶⁻²⁷⁾. An important aspect of the treatment that facilitates adherence, especially in the geriatric population, is the simplification of the therapeutic regimen, with the use of drugs in fixed dose combinations in a single presentation and with a lower number of daily doses, preferably in a single dose⁽²⁸⁻²⁹⁾.

Regarding the access to the health care services, it was found that the patients treated by the public health care system were less compliant than those treated by health insurance companies. A study carried out with outpatients showed that those who did not have a health care plan had a 30% greater chance of not adhering to the treatment ($p=0.03$)⁽¹⁶⁾. Another study found a relationship between low adherence to treatment and assistance by the public health service ($p=0.027$)⁽¹⁷⁾.

This result can be explained by the fact that the intervals between medical appointments of public health care services are often over six months, in addition to the low professional bond caused by the turnover of professionals. A study conducted with patients with hypertension showed that the chance of low pharmacological adherence follow-up with more than one physician increased by three times⁽³⁰⁾. Other studies also emphasize that the difficulty of physical access (due to distance or limited means of transportation) and the difficulties in accessing the medications also contribute to lack of adherence^(8,17). The individuals who have a health insurance tend to use the services more and, in turn, attend to medical appointments more often, thereby increasing the opportunity to access information that

can support adherence⁽¹⁰⁾. One of the main benefits of easy access to the health care services is the possibility of therapeutic adjustments and monitoring⁽¹⁷⁾.

Multi-professional interventions and a more constant follow-up of these patients in secondary prevention programs can contribute to minimize modifiable risk factors. These factors include the use of alcohol, management of treatment complexity and inadequate understanding that the treatment is not necessary during the absence of symptoms.

Multi-professional programs have shown satisfactory results when incorporating face-to-face and telephone consultations, in addition to implementing technologies, such as sending messages to reinforce the importance of medication and/or implementing software programs with alarm sensors for medication schedules⁽³⁰⁻³²⁾. A randomized clinical trial evaluated adherence to drug treatment in three different groups (Group 1: patients in usual care; Group 2: patients who used an application software without interacting with health care professionals; Group 3: patients who used an application software and interacted with the professionals). The results showed that the patients in the groups that used the application had increased medication adherence after three months of intervention, demonstrating that technology helps the patient remember the use of the medications and is effective in increasing medication adherence⁽³¹⁾.

In the context of multi-professional programs, knowing the factors associated with lack of medication adherence helps direct educational interventions by hospital and outpatient health care professionals, with a view to adapting adherence to the pharmacological treatment of CAD and, consequently, delaying the progression of the disease, reducing new cardiovascular events and improving the patient's quality of life.

The data in this study must be considered in the light of some limitations. First, it was carried out in a single center, which hinders the generalization of the results. In addition, the prevalence of adherence can be overestimated, since social desirability may have influenced the patients' self-report in the Morisky Green Test. Multicenter studies in the country must be performed using objective measures of medication adherence, such as serum dosage or vials with electronic dose monitoring.

Despite its limitations, this study evaluated several variables related to adherence, as recommended by the WHO, unlike other, which assessed only a few factors that interfere with adherence. From the data identified, the need is reasserted for nurses to assess the patient globally, in the multidisciplinary context, so that they may be aware of detailed aspects related to medication adherence and establish interventions to address such factors.

Conclusion

More than half of the hospitalized patients with CAD did not adhere to the pharmacological treatment. The factors associated with adequate pharmacological adherence were the following: fatigue and palpitation, never having consumed alcohol and being served by health care insurance. The factors associated with lack of pharmacological adherence were the following: considering the treatment complex, using or having used alcoholic beverages and being served in the public health care service. The presence of fatigue and palpitation remained as factors associated with pharmacological adherence in the multiple analysis and alcohol consumption remained as a factor associated with lack of pharmacological adherence.

References

1. Virani SS, Alonso A, Benjamin EJ, Bittencourt MS, Callaway CW, Carson AP, et al. Heart Disease and Stroke Statistics-2020 Update: A Report From the American Heart Association. *Circulation*. 2020;141(9):e139-e596. doi:10.1161/CIR.0000000000000757
2. Ministério da Saúde (BR), Datasus. Sistema de Informações Hospitalares do SUS - SIH/SUS. [Internet]. [Acesso 20 jun 2020]. Disponível em: <http://tabnet.datasus.gov.br/cgi/tabcgi.exe?idb2012/d29.def> = 2
3. Knuuti J, Wijns W, Saraste A, Capodanno D, Barbato E, Funck-Brentano C, et al. 2019 ESC Guidelines for the diagnosis and management of chronic coronary syndromes. *Eur Heart J*. 2020;41(3):407-77. doi: 10.1093/eurheartj/ehz425
4. Thygesen K, Alpert JS, Jaffe AS, Chaitman BR, Bax JJ, Morrow DA, et al. Fourth Universal Definition of Myocardial Infarction. *J Am Coll Cardiol*. 2018;72(18):2231-64. doi: 10.1016/j.jacc.2018.08.1038
5. Arnett DK, Blumenthal RS, Albert MA, Buroker AB, Goldberger ZD, Hahn EJ, et al. 2019 ACC/AHA Guideline on the Primary Prevention of Cardiovascular Disease: A Report of the American College of Cardiology American Heart Association Task Force on Clinical Practice Guidelines. *Circulation*. 2019;140(11):e596-e646. doi: 10.1161/CIR.0000000000000678
6. World Health Organization (WHO). Adherence to long-term therapies: evidence for action. [Internet]. Geneva: WHO; 2003 [cited Jun 18, 2017]. Available from: https://www.who.int/chp/knowledge/publications/adherence_report/en/
7. Birck MG, Goulart AC, Lotufo PA, Bensenor IM. Secondary prevention of coronary heart disease: a cross-sectional analysis on the Brazilian Longitudinal Study of Adult Health (ELSA-Brasil). *Sao Paulo Med. J*. 2019;137(3):223-33. doi: <https://doi.org/10.1590/1516-3180.2018.0531140319>
8. Santos VB, Silva LL, Guizilini S, Valente IB, Barbosa CB, Carneiro TAB, et al. Adherence to antiplatelet and statin therapy by patients with Acute Coronary Syndrome following discharge. *Enferm Clin*. 2020;pii:S1130-8621(20)30237-0. doi: 10.1016/j.enfcli.2020.02.020
9. Sobral PD, Gomes ED, Carvalho PO, Godoi ET, Oliveira DC. Prevalência de adesão medicamentosa em pacientes com doença arterial coronariana crônica. *Enferm Brasil* 2020;19(2):98-104. doi: <https://doi.org/10.33233/eb.v19i2.2137>
10. Wu Q, Zhang D, Zhao Q, Liu L, He Z, Chen Y, et al. Effects of transitional health management on adherence and prognosis in elderly patients with acute myocardial infarction in percutaneous coronary intervention: a cluster randomized controlled trial. *PLoS One*. 2019;14(5):e0217535. doi:10.1371/journal.pone.0217535
11. Du L, Cheng Z, Zhang Y, Li Y, Mei D. The impact of medication adherence on clinical outcomes of coronary artery disease: A meta-analysis. *Eur J Prev Cardiol*. 2017;24(9):962-70. doi: 10.1177/2047487317695628
12. Sobral PD, Oliveira DC, Gomes ET, Carvalho PO, Brito NMT, Oliveira AGC, et al. Reasons for medication noncompliance in patients with coronary artery disease. *Rev Soc Bras Clin Med*. [Internet]. 2017 [cited Jul 13, 2020];15(3):166-70. Available from: <http://www.sbcm.org.br/ojs3/index.php/rsbcm/article/view/288/263>
13. Chow SC, Wang H, Shao J. Sample size calculations in clinical research. Boca Raton: CRC Press; 2007.
14. Morisky DE, Green LW, Levine DM. Concurrent and predictive validity of self-reported measure of medication adherence. *Med Care*. 1986;24(1):67-74. doi: 10.1097/00005650-198601000-00007
15. Oscalices MIL, Okuno MFP, Lopes MCBT, Batista REA, Campanharo CRV. Health literacy and adherence to treatment of patients with heart failure. *Rev Esc Enferm USP*. 2019;53:e03447. doi: <http://dx.doi.org/10.1590/S1980-220X2017039803447>
16. Alves KB, Guillarducci NV, Santos TR, Baldoni AO, Otoni A, Pinto SWL, et al. Existe associação entre qualidade de vida e adesão à farmacoterapia em pacientes com doença renal crônica em hemodiálise?. *Einstein (São Paulo)*. 2018;16(1):eAO4036. <https://doi.org/10.1590/S1679-45082018AO4036>
17. Albuquerque NLS, Oliveira ASS, Silva JM, Araújo TL. Association between follow-up in health services and antihypertensive medication adherence. *Rev Bras Enferm*. 2018;71(6):3006-12. doi: <https://doi.org/10.1590/0034-7167-2018-0087>
18. Ben AJ, Neumann CR, Mengue SS. The Brief Medication Questionnaire and Morisky Green Test to evaluate medication adherence. *Rev Saúde Pública*. 2012;46:279-89. doi: <https://doi.org/10.1590/S0034-89102012005000013>

19. Galdeano LE, Rossi LA, Pelegrino FM. Content validation of the deficient knowledge nursing diagnosis. *Acta Paul Enferm.* 2008;21(4):549-55. doi: 10.1590/S0103-21002008000400003
20. Krack G, Holle R, Kirchnerberger I, Kuch B, Amann U, Seidl H. Determinants of adherence and effects on health-related quality of life after myocardial infarction: a prospective cohort study. *BMC Geriatr.* 2018;18(1):136. doi: 10.1186/s12877-018-0827-y
21. Burkauskas J, Bunevičius A, Brožaitienė J, Neverauskas J, Fineberg FA, Wellsted D, et al. Exploring Cognitive Concomitants of Mental Fatigue in Patients with Coronary Artery Disease. *Neuropsychobiology.* 2017;76(3):151-60. doi: 10.1159/000489713
22. Pettersen TR, Fridlund B, Bendz B, Nordrehaug JE, Rotevatn S, Schjøtt J, et al. Challenges adhering to a medication regimen following first-time percutaneous coronary intervention: A patient perspective. *Int J Nurs Stud.* 2018;88:16-24. doi: 10.1016/j.ijnurstu.2018.07.013
23. Johnston S, Eckhardt AL. Fatigue and acute coronary syndrome: a systematic review of contributing factors. *Heart Lung.* 2018;47(3):192-204. doi: 10.1016/j.hrtlng.2018.03.005
24. Blakeman JR, Stapleton SJ. An integrative review of fatigue experienced by women before and during myocardial infarction. *J Clin Nurs.* 2018;27(5-6):906-16. doi: 10.1111/jocn.14122
25. Ammouri AA, Al-Daakak ZM, Isac C, Gharaibeh H, Al-Zaru I. Symptoms experienced by Jordanian men and women after coronary artery bypass graft surgery. *Dimens Crit Care Nurs.* 2016;35(3):125-32. doi: 10.1097/DCC.0000000000000175
26. Chung PW, Yoon BW, Lee YB, Shin BS, Kim HY, Park JH, et al. Medication Adherence of Statin Users after Acute Ischemic Stroke. *Eur Neurol.* 2018;80(1-2):106-14. doi: 10.1159/000493530
27. Cordero A, Padial LR, Batalla A, Barreiro LL, Calvo FT, Castellano JM, et al. Optimal pharmacological treatment and adherence to medication in secondary prevention of cardiovascular events in Spain: Results from the CAPS study. *Cardiovasc Ther.* 2017;35(2):1-7. doi: 10.1111/1755-5922.12240
28. Cimmaruta D, Lombardi N, Borghi C, Rosano G, Rossi F, Mugelli A. Polypill, hypertension and medication adherence: The solution strategy? *Int J Cardiol.* 2018;252:181-6. doi: 10.1016/j.ijcard.2017.11.075
29. Mzoughi K, Zairi I, Jemai A, Ben Kilani M, Ben Daamar H, Ben Gaied Hassine E, et al. Factors associated with poor medication compliance in hypertensive patients. *Tunis Med.* 2018;96(6):385-90. Available from: https://www.latunisiemedicale.com/article-medicale-tunisie_3406_fr
30. Ambrosetti M, Abreu A, Corrà U, Davos CH, Hansen D, Frederix I, et al. Secondary prevention through comprehensive cardiovascular rehabilitation: From knowledge to implementation. 2020 update. A position paper from the Secondary Prevention and Rehabilitation Section of the European Association of Preventive Cardiology. *Eur J Prev Cardiol.* 2020;204748732091337. doi: 10.1177/2047487320913379
31. Santo K, Chow CK, Thiagalingam A, Rogers K, Chalmers J, Redfern J. MEDication reminder APPs to improve medication adherence in Coronary Heart Disease (MedApp-CHD) Study: a randomised controlled trial protocol. *BMJ Open.* 2017;7(10):e017540. doi: 10.1136/bmjopen-2017-017540
32. Santo K, Singleton A, Rogers K, Thiagalingam A, Chalmers J, Chow CK, et al. Medication reminder applications to improve adherence in coronary heart disease: a randomised clinical trial. *Heart.* 2019;105(4):323-9. doi: 10.1136/heartjnl-2018-313479

Authors' contribution:

Study concept and design: Jaqueline Correia Padilha, Camila Takao Lopes, Juliana de Lima Lopes. **Obtaining data:** Jaqueline Correia Padilha, Camila Takao Lopes, Juliana de Lima Lopes. **Data analysis and interpretation:** Jaqueline Correia Padilha, Vinicius Batista Santos, Camila Takao Lopes, Juliana de Lima Lopes. **Statistical analysis:** Vinicius Batista Santos, Camila Takao Lopes, Juliana de Lima Lopes. **Obtaining financing:** Juliana de Lima Lopes. **Drafting the manuscript:** Jaqueline Correia Padilha, Vinicius Batista Santos, Camila Takao Lopes, Juliana de Lima Lopes. **Critical review of the manuscript as to its relevant intellectual content:** Vinicius Batista Santos, Juliana de Lima Lopes.


All authors approved the final version of the text.

Conflict of interest: the authors have declared that there is no conflict of interest.

Received: Jul 13th 2020
Accepted: Dec 26th 2020

Associate Editor:
Maria Lúcia do Carmo Cruz Robazzi

Copyright © 2021 Revista Latino-Americana de Enfermagem
This is an Open Access article distributed under the terms of the Creative Commons (CC BY).
This license lets others distribute, remix, tweak, and build upon your work, even commercially, as long as they credit you for the original creation. This is the most accommodating of licenses offered. Recommended for maximum dissemination and use of licensed materials.

Corresponding author:
Juliana de Lima Lopes
E-mail: juliana.lima@unifesp.br
 <https://orcid.org/0000-0001-6915-6781>