

Article

# Synthesis of 4-Alkyl-4*H*-1,2,4-triazole Derivatives by Suzuki Cross-Coupling Reactions and Their Luminescence Properties

Monika Olesiejuk <sup>1</sup>, Agnieszka Kudelko <sup>1,\*</sup>, Marcin Swiatkowski <sup>2</sup> and Rafal Kruszynski <sup>2</sup>

<sup>1</sup> Department of Chemical Organic Technology and Petrochemistry, The Silesian University of Technology, Krzywoustego 4, PL-44100 Gliwice, Poland; monika.olesiejuk@polsl.pl

<sup>2</sup> Department of X-ray Crystallography and Crystal Chemistry, Institute of General and Ecological Chemistry, Lodz University of Technology, Żeromskiego 116, PL-90924 Łódź, Poland; marcin.swiatkowski@p.lodz.pl (M.S.); rafal.kruszynski@p.lodz.pl (R.K.)

\* Correspondence: agnieszka.kudelko@polsl.pl; Tel.: +48-32-237-17-29

Academic Editor: Philippe Belmont

Received: 24 January 2019; Accepted: 8 February 2019; Published: 12 February 2019



**Abstract:** New derivatives of 4-alkyl-3,5-diaryl-4*H*-1,2,4-triazole were synthesized utilizing the Suzuki cross-coupling reaction. The presented methodology comprises of the preparation of bromine-containing 4-alkyl-4*H*-1,2,4-triazoles and their coupling with different commercially available boronic acids in the presence of ionic liquids or in conventional solvents. The obtained compounds were tested for their luminescence properties.

**Keywords:** Suzuki cross-coupling; heterocycles; 1,2,4-triazole derivatives; ionic liquids; luminescence properties

## 1. Introduction

Heterocyclic compounds containing 4*H*-1,2,4-triazole moiety are very attractive due to their wide range of biological activities [1], such as antibacterial [2], anticancer [3], anticonvulsant [4], anti-diabetic [5] or anti-neuropathic [6] properties. They are also applied in agriculture as fungicides and herbicides [7], and in industry as corrosion inhibitors [8,9] or in material science due to their valuable electronic and optical properties [10].

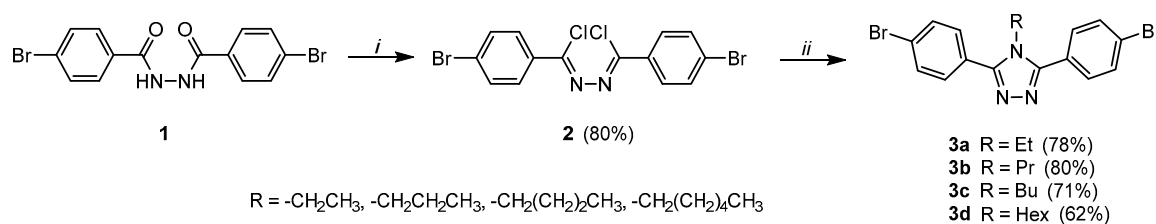
The most popular method for the synthesis of 3,4,5-trisubstituted 4*H*-1,2,4-triazole core [11,12] involves the reaction of diacylhydrazines with aromatic amines, in the presence of the dehydrating agent, e.g., phosphorus pentoxide [13], zinc chloride [14] or *N,N'*-diphenylphosphenimidous amide [15]. Other methods include the conversion of other heterocyclic systems, such as 1,3,4-oxadiazoles [16,17], 1,3,4-thiadiazoles [18] or dihydro-1,2,4,5-tetrazines [19].

Ionic liquids (IL) are considered modern green solvents, mainly due to their low vapor pressure, good thermal stability, and wide liquid regions [20–22]. Recent reports have also shown that IL can act as effective catalysts [23–25].

Our previous reports examined diacylhydrazines as potent reagents in the synthesis of heterocycles such as 1,3,4-oxadiazoles and 1,3,4-thiadiazoles [26,27], which were found to be valuable units in the synthesis of five-membered rings, allowing the formation of compounds bearing extended  $\pi$ -conjugated systems with excellent optical properties. Herein, we report the synthesis of 4*H*-1,2,4-triazole core as a structural analogue of our previously investigated heterocyclic arrangements, expecting that it will exhibit equally good features.

## 2. Results and Discussion

Our study began by synthesizing four basic 4-alkyl-3,5-bis(4-bromophenyl)-4*H*-1,2,4-triazole (**3a–d**) units (Scheme 1). The starting material in the reaction sequence was *N,N'*-bis(4-bromobenzoyl)hydrazine (**1**), which was prepared using previously described methods [26,28]. Compound **1** was transformed in 80% yield (entry 3, Table 1) into the more reactive chloro-derivative **2** in the presence of phosphorus pentachloride and in the non-polar solvent toluene. Heating compound **2** with excess butylamine generated the corresponding 4-butyl-4*H*-1,2,4-triazole derivative **3c** (71%, entry 3, Table 1). An attempt to extend the reaction time only slightly improved the yield (73%, entry 4, Table 1). Using our designed conditions, three other 4-alkyl-4*H*-1,2,4-triazole derivatives with phenyl groups with terminally substituted bromine were synthesized in good yields (**3a**, **3b**, **3d**, Scheme 1) and subsequently used as precursors for Suzuki cross-coupling reactions.



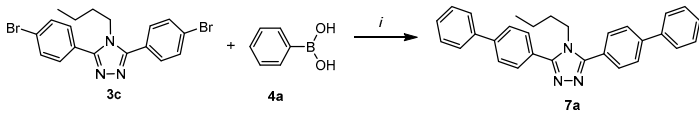
**Scheme 1.** Synthesis of 4-alkyl-4*H*-1,2,4-triazole core. Reagents and conditions: (i)  $\text{PCl}_5$ , toluene, reflux, 5 min; (ii)  $\text{R-NH}_2$ , toluene, reflux, 10 h.

**Table 1.** Products of the reaction of *N,N'*-bis(4-bromobenzoyl)hydrazine (**1**) with  $\text{PCl}_5$  and *N,N'*-bis[(4-bromophenyl)chloromethylene]hydrazine (**2**) with butylamine.

Entry	Product 2				Product 3c				
	1: $\text{PCl}_5$ Ratio (equiv.)	Temp. ( $^\circ\text{C}$ )	Time (min.)	Yield (%)	2: Bu- $\text{NH}_2$ Ratio (equiv.)	Solvent	Temp. ( $^\circ\text{C}$ )	Time (h)	Yield (%)
1	1:2	20	60	12	1:2	chloroform	61	10	33
2	1:2	110	60	3	1:2	toluene	110	10	50
3	1:2	110	5	80	1:4	toluene	110	10	71
4	1:4	110	5	56	1:4	toluene	110	20	73

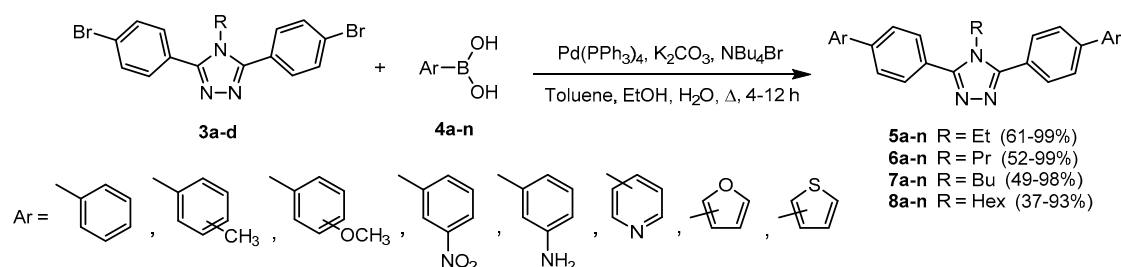
In order to select the most favorable conditions for the next stage—Suzuki cross-coupling—the selected dibromo 1,2,4-triazole derivative **3c** was treated with the phenylboronic acid (**4a**). Due to the use of a two-phase solvent system, it was necessary to employ a phase transfer catalyst. A better result was obtained when tetrabutylammonium bromide acted as the catalyst instead of its chloro counterpart (Table 2, entries 1 and 2). The use of a slight excess of a boronic acid with respect to the triazole derivative **3c** resulted in a significant improvement in yield (Table 2, entries 2 and 3). Then the influence of the type of base on the reaction yield was investigated (Table 2, entries 3–10). The study revealed that the best results in the two-phase solvent system were achieved with the use of different carbonates (Table 2, entries 3–6). Interestingly, it turned out that product **7a** can also be obtained in a single-phase system employing an organic base such as sodium alkoxide. In this case, the best result was obtained using sodium *t*-butoxide (Table 2, entry 10).

Using these reaction conditions, new organic hybrids containing a 4-alkyl-4*H*-1,2,4-triazole moiety were synthesized (Scheme 2). 4-Alkyl-3,5-bis(4-bromophenyl)-4*H*-1,2,4-triazoles (**3a–d**) were first heated in an oil bath with excess boronic acids **4a–n** in the presence of 5 mol% palladium catalyst  $\text{Pd}(\text{PPh}_3)_4$  and 10 mol% phase transfer catalyst  $\text{NBu}_4\text{Br}$ . Reactions were conducted in a two-phase toluene/ $\text{H}_2\text{O}$ / $\text{EtOH}$  solvent system and monitored by TLC until the initial 4-alkyl-3,5-bis(4-bromophenyl)-4*H*-1,2,4-triazole (**3a–d**) was entirely consumed.

**Table 2.** The conventional Suzuki cross-coupling reaction for 3,5-bis(biphenyl-4-yl)-4-butyl-4*H*-1,2,4-triazole (**7a**).


Entry	3c/4a Ratio (equiv.)	Solvents	PTC Catalyst (equiv.)	Base (equiv.)	Yield (%) <sup>a</sup>
1	1:2	Toluene/H <sub>2</sub> O/EtOH	NBu <sub>4</sub> Cl (0.1)	Li <sub>2</sub> CO <sub>3</sub> (10)	36
2	1:2	Toluene/H <sub>2</sub> O/EtOH	NBu <sub>4</sub> Br (0.1)	Li <sub>2</sub> CO <sub>3</sub> (10)	58
3	1:2.5	Toluene/H <sub>2</sub> O/EtOH	NBu <sub>4</sub> Br (0.1)	Li <sub>2</sub> CO <sub>3</sub> (10)	89
4	1:2.5	Toluene/H <sub>2</sub> O/EtOH	NBu <sub>4</sub> Br (0.1)	Na <sub>2</sub> CO <sub>3</sub> (10)	91
5	1:2.5	Toluene/H <sub>2</sub> O/EtOH	NBu <sub>4</sub> Br (0.1)	K <sub>2</sub> CO <sub>3</sub> (10)	92
6	1:2.5	Toluene/H <sub>2</sub> O/EtOH	NBu <sub>4</sub> Br (0.1)	Cs <sub>2</sub> CO <sub>3</sub> (10)	87
7	1:2.5	Toluene/H <sub>2</sub> O/EtOH	NBu <sub>4</sub> Br (0.1)	K <sub>3</sub> PO <sub>4</sub> (10)	8
8	1:2.5	Toluene	-	EtONa (10)	9
9	1:2.5	Toluene	-	<i>i</i> PrONa (10)	77
10	1:2.5	Toluene	-	<i>t</i> BuONa (10)	88

<sup>a</sup> Yield with respect to the 4-butyl-3,5-bis(4-bromophenyl)-4*H*-1,2,4-triazole (**3c**). Conditions: oil bath 130 °C, 5 h.

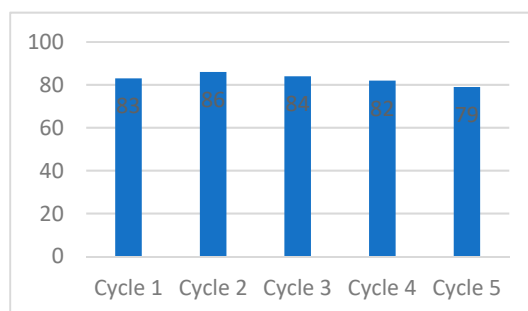
**Scheme 2.** The conventional Suzuki cross-coupling reaction for 4-alkyl-3,5-bis(4-bromophenyl)-4*H*-1,2,4-triazole moiety. Reagents and conditions: aryl dibromide **3a-d** (1.00 mmol), arylboronic acid **4a-n** (2.50 mmol), Pd(PPh<sub>3</sub>)<sub>4</sub> (0.05 mmol), NBu<sub>4</sub>Br (0.10 mmol), K<sub>2</sub>CO<sub>3</sub> (10 mmol), toluene/H<sub>2</sub>O/EtOH (10:6:3 mL), oil bath 130 °C, 4–12 h.

An alternative method was sought for 3,5-bis(biphenyl-4-yl)-4-butyl-4*H*-1,2,4-triazole (**7a**) synthesis. A commercially available IL was selected based its ability to act both as a solvent and base necessary in the catalytic cycle.

Aqueous solutions of four different hydroxide IL containing different cations, i.e., benzyltrimethylammonium (BTMA-OH), choline (Choline-OH), hexadecyltrimethylammonium (HDTMA-OH) and tetrabutylammonium (TBA-OH), were tested. Due to the limited solubility of substrates in these solvents, the addition of 10% non-polar conventional solvent (toluene) was necessary. Interestingly, among the tested systems, only one IL, Choline-OH, could be used without the addition of a base, resulting in the formation of the product **7a** in 83% yield (entry 4, Table 3). We found that the IL can be regenerated and recycled into the reaction with only a slight decrease in product yield after five cycles (Figure 1).

**Table 3.** The synthesis of 3,5-bis(biphenyl-4-yl)-4-butyl-4*H*-1,2,4-triazole (**7a**) in IL.

Entry	IL (10 mL)	Traditional Solvents (1 mL)	Time (h)	Yield (%)
1	BTMA-OH	Chloroform	24	-
2	BTMA-OH	Toluene	24	-
3	Choline-OH	Chloroform	24	-
4	Choline-OH	Toluene	24	83
5	HDTMA-OH	Chloroform	24	-
6	HDTMA-OH	Toluene	24	-
7	TBA-OH	Chloroform	24	-
8	TBA-OH	Toluene	24	-



**Figure 1.** Yield of the selected product **7a** for the synthesis in choline ionic liquids.

Using our standard conditions, novel sets of compounds containing a 4-alkyl-4*H*-1,2,4-triazole moiety were synthesized (Table 4). Generally, compounds containing a 4*H*-1,2,4-triazole core substituted with an ethyl or propyl group at the position 4 were synthesized at slightly higher yields than their counterparts with butyl or hexyl substituents (61–99% for **5a–n**, 52–99% for **6a–n**, 49–98% for **7a–n**, 37–93% for **8a–n**, Table 4). Interestingly, the lowest yields were obtained for compounds **5m**, **6m**, **7m**, **8m**, containing a terminal thiophen-2-yl group (61% for **5m**, 52% for **6m**, 49% for **7m**, 37% for **8m**, Table 4). Other products possessing terminal electron-deficient and electron-rich substituted phenyl group or other heterocyclic arrangements were produced in relatively higher yields (85–99% for **5a–l,n**, 69–99% for **6a–l,n**, 74–98% for **7a–l,n**, 62–93% for **8a–l,n**, Table 4).

**Table 4.** 4-Alkyl-3,5-bis(4-arylphenyl)-4*H*-1,2,4-triazoles **5a–n**, **6a–n**, **7a–n**, **8a–n** prepared in Suzuki cross-coupling reaction.

Central Core				
Ar Substituent				
	<b>5a</b> Y = 87 <sup>a</sup> Φ = 0.797/0.886 <sup>b</sup> Δ = 102 <sup>c</sup> λ <sub>max</sub> <sup>abs</sup> = 281 λ <sub>max</sub> <sup>ex</sup> = 292 λ <sub>max</sub> <sup>em</sup> = 383	<b>6a</b> Y = 94 <sup>a</sup> Φ = 0.763/0.848 <sup>b</sup> Δ = 99 <sup>c</sup> λ <sub>max</sub> <sup>abs</sup> = 282 λ <sub>max</sub> <sup>ex</sup> = 290 λ <sub>max</sub> <sup>em</sup> = 381	<b>7a</b> Y = 92 <sup>a</sup> Φ = 0.793/0.882 <sup>b</sup> Δ = 99 <sup>c</sup> λ <sub>max</sub> <sup>abs</sup> = 282 λ <sub>max</sub> <sup>ex</sup> = 293 λ <sub>max</sub> <sup>em</sup> = 381	<b>8a</b> Y = 92 <sup>a</sup> Φ = 0.663/0.737 <sup>b</sup> Δ = 100 <sup>c</sup> λ <sub>max</sub> <sup>abs</sup> = 282 λ <sub>max</sub> <sup>ex</sup> = 292 λ <sub>max</sub> <sup>em</sup> = 382
	<b>5b</b> Y = 85 <sup>a</sup> Φ = 0.496/0.552 <sup>b</sup> Δ = 118 <sup>c</sup> λ <sub>max</sub> <sup>abs</sup> = 268 λ <sub>max</sub> <sup>ex</sup> = 286 λ <sub>max</sub> <sup>em</sup> = 386	<b>6b</b> Y = 81 <sup>a</sup> Φ = 0.687/0.764 <sup>b</sup> Δ = 104 <sup>c</sup> λ <sub>max</sub> <sup>abs</sup> = 268 λ <sub>max</sub> <sup>ex</sup> = 286 λ <sub>max</sub> <sup>em</sup> = 372	<b>7b</b> Y = 83 <sup>a</sup> Φ = 0.433/0.482 <sup>b</sup> Δ = 110 <sup>c</sup> λ <sub>max</sub> <sup>abs</sup> = 269 λ <sub>max</sub> <sup>ex</sup> = 282 λ <sub>max</sub> <sup>em</sup> = 379	<b>8b</b> Y = 7 <sup>a</sup> Φ = 0.655/0.728 <sup>b</sup> Δ = 105 <sup>c</sup> λ <sub>max</sub> <sup>abs</sup> = 269 λ <sub>max</sub> <sup>ex</sup> = 283 λ <sub>max</sub> <sup>em</sup> = 374
	<b>5c</b> Y = 97 <sup>a</sup> Φ = 0.601/0.668 <sup>b</sup> Δ = 113 <sup>c</sup> λ <sub>max</sub> <sup>abs</sup> = 283 λ <sub>max</sub> <sup>ex</sup> = 293 λ <sub>max</sub> <sup>em</sup> = 396	<b>6c</b> Y = 91 <sup>a</sup> Φ = 0.781/0.869 <sup>b</sup> Δ = 97 <sup>c</sup> λ <sub>max</sub> <sup>abs</sup> = 284 λ <sub>max</sub> <sup>ex</sup> = 292 λ <sub>max</sub> <sup>em</sup> = 381	<b>7c</b> Y = 96 <sup>a</sup> Φ = 0.634/0.705 <sup>b</sup> Δ = 97 <sup>c</sup> λ <sub>max</sub> <sup>abs</sup> = 285 λ <sub>max</sub> <sup>ex</sup> = 293 λ <sub>max</sub> <sup>em</sup> = 382	<b>8c</b> Y = 91 <sup>a</sup> Φ = 0.830/0.923 <sup>b</sup> Δ = 97 <sup>c</sup> λ <sub>max</sub> <sup>abs</sup> = 284 λ <sub>max</sub> <sup>ex</sup> = 293 λ <sub>max</sub> <sup>em</sup> = 381
	<b>5d</b> Y = 90 <sup>a</sup> Φ = 0.363/0.404 <sup>b</sup> Δ = 128 <sup>c</sup> λ <sub>max</sub> <sup>abs</sup> = 259 λ <sub>max</sub> <sup>ex</sup> = 281 λ <sub>max</sub> <sup>em</sup> = 387	<b>6d</b> Y = 94 <sup>a</sup> Φ = 0.523/0.582 <sup>b</sup> Δ = 105 <sup>c</sup> λ <sub>max</sub> <sup>abs</sup> = 259 λ <sub>max</sub> <sup>ex</sup> = 278 λ <sub>max</sub> <sup>em</sup> = 364	<b>7d</b> Y = 79 <sup>a</sup> Φ = 0.262/0.291 <sup>b</sup> Δ = 105 <sup>c</sup> λ <sub>max</sub> <sup>abs</sup> = 258 λ <sub>max</sub> <sup>ex</sup> = 275 λ <sub>max</sub> <sup>em</sup> = 363	<b>8d</b> Y = 93 <sup>a</sup> Φ = 0.593/0.659 <sup>b</sup> Δ = 114 <sup>c</sup> λ <sub>max</sub> <sup>abs</sup> = 259 λ <sub>max</sub> <sup>ex</sup> = 281 λ <sub>max</sub> <sup>em</sup> = 373
	<b>5e</b> Y = 91 <sup>a</sup> Φ = 0.556/0.618 <sup>b</sup> Δ = 132 <sup>c</sup> λ <sub>max</sub> <sup>abs</sup> = 296 λ <sub>max</sub> <sup>ex</sup> = 303 λ <sub>max</sub> <sup>em</sup> = 404	<b>6e</b> Y = 91 <sup>a</sup> Φ = 0.864/0.961 <sup>b</sup> Δ = 84 <sup>c</sup> λ <sub>max</sub> <sup>abs</sup> = 296 λ <sub>max</sub> <sup>ex</sup> = 302 λ <sub>max</sub> <sup>em</sup> = 380	<b>7e</b> Y = 85 <sup>a</sup> Φ = 0.601/0.668 <sup>b</sup> Δ = 85 <sup>c</sup> λ <sub>max</sub> <sup>abs</sup> = 295 λ <sub>max</sub> <sup>ex</sup> = 301 λ <sub>max</sub> <sup>em</sup> = 380	<b>8e</b> Y = 88 <sup>a</sup> Φ = 0.565/0.629 <sup>b</sup> Δ = 90 <sup>c</sup> λ <sub>max</sub> <sup>abs</sup> = 296 λ <sub>max</sub> <sup>ex</sup> = 302 λ <sub>max</sub> <sup>em</sup> = 386

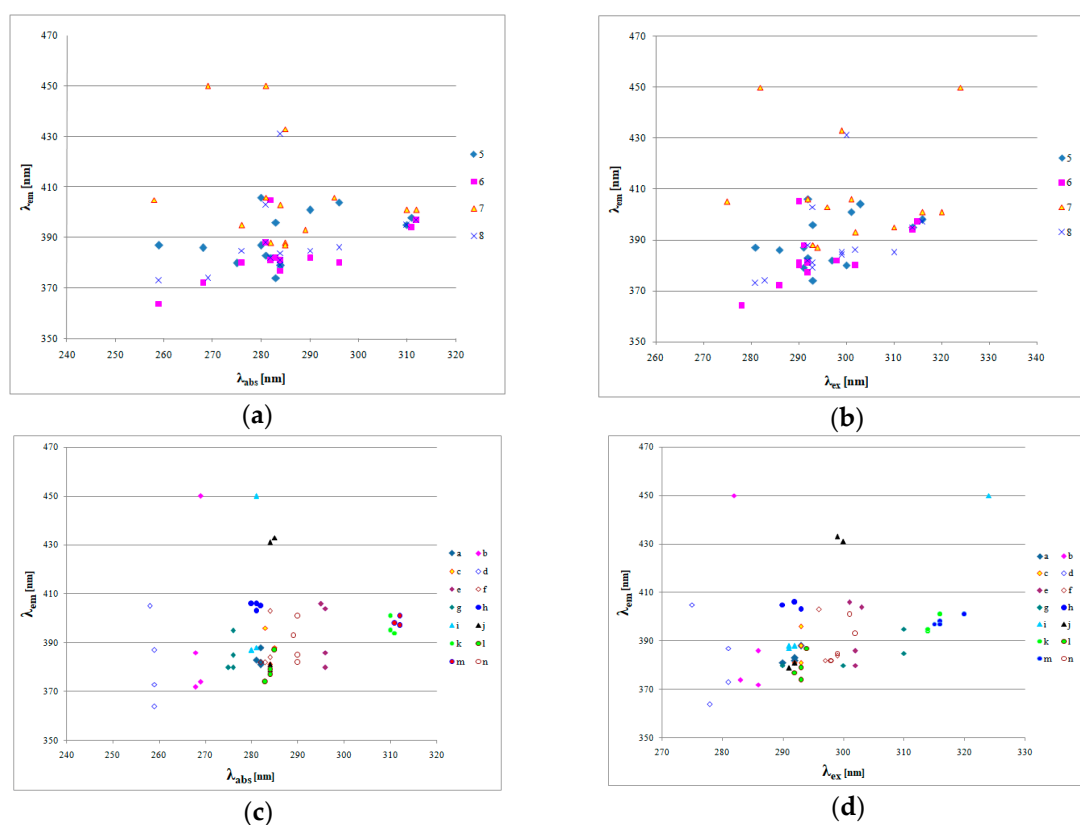
Table 4. Cont.

Central Core				
Ar Substituent				
	<b>5f</b> Y = 99 <sup>a</sup> Φ = 0.770/0.856 <sup>b</sup> Δ = 100 <sup>c</sup> λ <sub>max</sub> <sup>abs</sup> = 282 λ <sub>max</sub> <sup>ex</sup> = 297 λ <sub>max</sub> <sup>em</sup> = 382 <b>5g</b> Y = 94 <sup>a</sup> Φ = 0.052/0.057 <sup>b</sup> Δ = 105 <sup>c</sup> λ <sub>max</sub> <sup>abs</sup> = 275 λ <sub>max</sub> <sup>ex</sup> = 300 λ <sub>max</sub> <sup>em</sup> = 380	<b>6f</b> Y = 95 <sup>a</sup> Φ = 0.699/0.777 <sup>b</sup> Δ = 99 <sup>c</sup> λ <sub>max</sub> <sup>abs</sup> = 283 λ <sub>max</sub> <sup>ex</sup> = 298 λ <sub>max</sub> <sup>em</sup> = 382 <b>6g</b> Y = 91 <sup>a</sup> Φ = 0.027/0.031 <sup>b</sup> Δ = 104 <sup>c</sup> λ <sub>max</sub> <sup>abs</sup> = 276 λ <sub>max</sub> <sup>ex</sup> = 290 λ <sub>max</sub> <sup>em</sup> = 380	<b>7f</b> Y = 8 <sup>a</sup> Φ = 0.680/0.756 <sup>b</sup> Δ = 97 <sup>c</sup> λ <sub>max</sub> <sup>abs</sup> = 284 λ <sub>max</sub> <sup>ex</sup> = 296 λ <sub>max</sub> <sup>em</sup> = 381 <b>7g</b> Y = 91 <sup>a</sup> Φ = 0.016/0.018 <sup>b</sup> Δ = 119 <sup>c</sup> λ <sub>max</sub> <sup>abs</sup> = 276 λ <sub>max</sub> <sup>ex</sup> = 310 λ <sub>max</sub> <sup>em</sup> = 295	<b>8f</b> Y = 83 <sup>a</sup> Φ = 0.583/0.648 <sup>b</sup> Δ = 100 <sup>c</sup> λ <sub>max</sub> <sup>abs</sup> = 284 λ <sub>max</sub> <sup>ex</sup> = 299 λ <sub>max</sub> <sup>em</sup> = 384 <b>8g</b> Y = 85 <sup>a</sup> Φ = 0.010/0.011 <sup>b</sup> Δ = 109 <sup>c</sup> λ <sub>max</sub> <sup>abs</sup> = 276 λ <sub>max</sub> <sup>ex</sup> = 310 λ <sub>max</sub> <sup>em</sup> = 285
	<b>5h</b> Y = 99 <sup>a</sup> Φ = 0.323/0.360 <sup>b</sup> Δ = 126 <sup>c</sup> λ <sub>max</sub> <sup>abs</sup> = 280 λ <sub>max</sub> <sup>ex</sup> = 292 λ <sub>max</sub> <sup>em</sup> = 406 <b>5i</b> Y = 89 <sup>a</sup> Φ = 0.574/0.638 <sup>b</sup> Δ = 107 <sup>c</sup> λ <sub>max</sub> <sup>abs</sup> = 280 λ <sub>max</sub> <sup>ex</sup> = 291 λ <sub>max</sub> <sup>em</sup> = 387	<b>6h</b> Y = 99 <sup>a</sup> Φ = 0.298/0.331 <sup>b</sup> Δ = 123 <sup>c</sup> λ <sub>max</sub> <sup>abs</sup> = 282 λ <sub>max</sub> <sup>ex</sup> = 290 λ <sub>max</sub> <sup>em</sup> = 405 <b>6i</b> Y = 90 <sup>a</sup> Φ = 0.363/0.403 <sup>b</sup> Δ = 107 <sup>c</sup> λ <sub>max</sub> <sup>abs</sup> = 281 λ <sub>max</sub> <sup>ex</sup> = 291 λ <sub>max</sub> <sup>em</sup> = 388	<b>7h</b> Y = 98 <sup>a</sup> Φ = 0.328/0.364 <sup>b</sup> Δ = 125 <sup>c</sup> λ <sub>max</sub> <sup>abs</sup> = 281 λ <sub>max</sub> <sup>ex</sup> = 292 λ <sub>max</sub> <sup>em</sup> = 406 <b>7i</b> Y = 87 <sup>a</sup> Φ > 0.98 <sup>b,d</sup> Δ = 169 <sup>c</sup> λ <sub>max</sub> <sup>abs</sup> = 281 λ <sub>max</sub> <sup>ex</sup> = 324 λ <sub>max</sub> <sup>em</sup> = 450	<b>8h</b> Y = 78 <sup>a</sup> Φ = 0.131/0.146 <sup>b</sup> Δ = 122 <sup>c</sup> λ <sub>max</sub> <sup>abs</sup> = 281 λ <sub>max</sub> <sup>ex</sup> = 293 λ <sub>max</sub> <sup>em</sup> = 403 <b>8i</b> Y = 86 <sup>a</sup> Φ = 0.560/0.623 <sup>b</sup> Δ = 107 <sup>c</sup> λ <sub>max</sub> <sup>abs</sup> = 281 λ <sub>max</sub> <sup>ex</sup> = 292 λ <sub>max</sub> <sup>em</sup> = 388
	<b>5j</b> Y = 93 <sup>a</sup> Φ = 0.557/0.619 <sup>b</sup> Δ = 95 <sup>c</sup> λ <sub>max</sub> <sup>abs</sup> = 284 λ <sub>max</sub> <sup>ex</sup> = 291 λ <sub>max</sub> <sup>em</sup> = 379 <b>5k</b> Y = 92 <sup>a</sup> Φ > 0.98 <sup>b,d</sup> Δ = 85 <sup>c</sup> λ <sub>max</sub> <sup>abs</sup> = 310 λ <sub>max</sub> <sup>ex</sup> = 314 λ <sub>max</sub> <sup>em</sup> = 395	<b>6j</b> Y = 69 <sup>a</sup> Φ = 0.612/0.680 <sup>b</sup> Δ = 97 <sup>c</sup> λ <sub>max</sub> <sup>abs</sup> = 284 λ <sub>max</sub> <sup>ex</sup> = 292 λ <sub>max</sub> <sup>em</sup> = 381 <b>6k</b> Y = 96 <sup>a</sup> Φ > 0.98 <sup>b,d</sup> Δ = 83 <sup>b</sup> λ <sub>max</sub> <sup>abs</sup> = 311 λ <sub>max</sub> <sup>ex</sup> = 314 λ <sub>max</sub> <sup>em</sup> = 394	<b>7j</b> Y = 74 <sup>a</sup> Φ = 0.149/0.165 <sup>b</sup> Δ = 148 <sup>c</sup> λ <sub>max</sub> <sup>abs</sup> = 285 λ <sub>max</sub> <sup>ex</sup> = 299 λ <sub>max</sub> <sup>em</sup> = 433 <b>7k</b> Y = 75 <sup>a</sup> Φ = 0.857/0.953 <sup>b</sup> Δ = 91 <sup>c</sup> λ <sub>max</sub> <sup>abs</sup> = 310 λ <sub>max</sub> <sup>ex</sup> = 316 λ <sub>max</sub> <sup>em</sup> = 401	<b>8j</b> Y = 83 <sup>a</sup> Φ = 0.262/0.291 <sup>b</sup> Δ = 147 <sup>c</sup> λ <sub>max</sub> <sup>abs</sup> = 284 λ <sub>max</sub> <sup>ex</sup> = 300 λ <sub>max</sub> <sup>em</sup> = 431 <b>8k</b> Y = 89 <sup>a</sup> Φ > 0.98 <sup>b,d</sup> Δ = 85 <sup>c</sup> λ <sub>max</sub> <sup>abs</sup> = 310 λ <sub>max</sub> <sup>ex</sup> = 314 λ <sub>max</sub> <sup>em</sup> = 395
	<b>5l</b> Y = 91 <sup>a</sup> Φ = 0.658/0.732 <sup>b</sup> Δ = 91 <sup>c</sup> λ <sub>max</sub> <sup>abs</sup> = 283 λ <sub>max</sub> <sup>ex</sup> = 293 λ <sub>max</sub> <sup>em</sup> = 374 <b>5m</b> Y = 61 <sup>a</sup> Φ = 0.716/0.796 <sup>b</sup> Δ = 87 <sup>c</sup> λ <sub>max</sub> <sup>abs</sup> = 311 λ <sub>max</sub> <sup>ex</sup> = 316 λ <sub>max</sub> <sup>em</sup> = 398	<b>6l</b> Y = 92 <sup>a</sup> Φ = 0.622/0.691 <sup>b</sup> Δ = 93 <sup>c</sup> λ <sub>max</sub> <sup>abs</sup> = 284 λ <sub>max</sub> <sup>ex</sup> = 292 λ <sub>max</sub> <sup>em</sup> = 377 <b>6m</b> Y = 52 <sup>a</sup> Φ = 0.750/0.834 <sup>b</sup> Δ = 85 <sup>c</sup> λ <sub>max</sub> <sup>abs</sup> = 312 λ <sub>max</sub> <sup>ex</sup> = 315 λ <sub>max</sub> <sup>em</sup> = 397	<b>7l</b> Y = 94 <sup>a</sup> Φ = 0.642/0.714 <sup>b</sup> Δ = 102 <sup>c</sup> λ <sub>max</sub> <sup>abs</sup> = 285 λ <sub>max</sub> <sup>ex</sup> = 294 λ <sub>max</sub> <sup>em</sup> = 387 <b>7m</b> Y = 49 <sup>a</sup> Φ = 0.685/0.762 <sup>b</sup> Δ = 89 <sup>c</sup> λ <sub>max</sub> <sup>abs</sup> = 312 λ <sub>max</sub> <sup>ex</sup> = 320 λ <sub>max</sub> <sup>em</sup> = 401	<b>8l</b> Y = 69 <sup>a</sup> Φ = 0.580/0.645 <sup>b</sup> Δ = 95 <sup>c</sup> λ <sub>max</sub> <sup>abs</sup> = 284 λ <sub>max</sub> <sup>ex</sup> = 293 λ <sub>max</sub> <sup>em</sup> = 379 <b>8m</b> Y = 37 <sup>a</sup> Φ = 0.753/0.837 <sup>b</sup> Δ = 85 <sup>c</sup> λ <sub>max</sub> <sup>abs</sup> = 312 λ <sub>max</sub> <sup>ex</sup> = 316 λ <sub>max</sub> <sup>em</sup> = 397
	<b>5n</b> Y = 90 <sup>a</sup> Φ = 0.545/0.605 <sup>b</sup> Δ = 111 <sup>c</sup> λ <sub>max</sub> <sup>abs</sup> = 290 λ <sub>max</sub> <sup>ex</sup> = 301 λ <sub>max</sub> <sup>em</sup> = 401	<b>6n</b> Y = 90 <sup>a</sup> Φ = 0.793/0.881 <sup>b</sup> Δ = 85 <sup>c</sup> λ <sub>max</sub> <sup>abs</sup> = 290 λ <sub>max</sub> <sup>ex</sup> = 298 λ <sub>max</sub> <sup>em</sup> = 382	<b>7n</b> Y = 77 <sup>a</sup> Φ = 0.513/0.570 <sup>b</sup> Δ = 104 <sup>c</sup> λ <sub>max</sub> <sup>abs</sup> = 289 λ <sub>max</sub> <sup>ex</sup> = 302 λ <sub>max</sub> <sup>em</sup> = 393	<b>8n</b> Y = 62 <sup>a</sup> Φ = 0.524/0.583 <sup>b</sup> Δ = 95 <sup>c</sup> λ <sub>max</sub> <sup>abs</sup> = 290 λ <sub>max</sub> <sup>ex</sup> = 299 λ <sub>max</sub> <sup>em</sup> = 385

<sup>a</sup> The reaction yield (Y) [%]. <sup>b</sup> Quantum yield (Φ) [29]. Quinine sulfate [30] and *trans,trans*-1,4-diphenyl-1,3-butadiene [31] were used as standards. <sup>c</sup> Stokes shift (Δ) from the equation  $\Delta = \lambda_{max}^{em} - \lambda_{max}^{abs}$ . Wavelength determined from the 3D emission spectrum [nm]. <sup>d</sup> Exact value cannot be determined due to nonlinearity of standard/sample dependence [29] in the Φ region 0.97–1.00.

All the final products were screened for their luminescence properties, displaying strong fluorescent properties. The only exception occurred for compounds **5–8g** containing a nitrophenyl

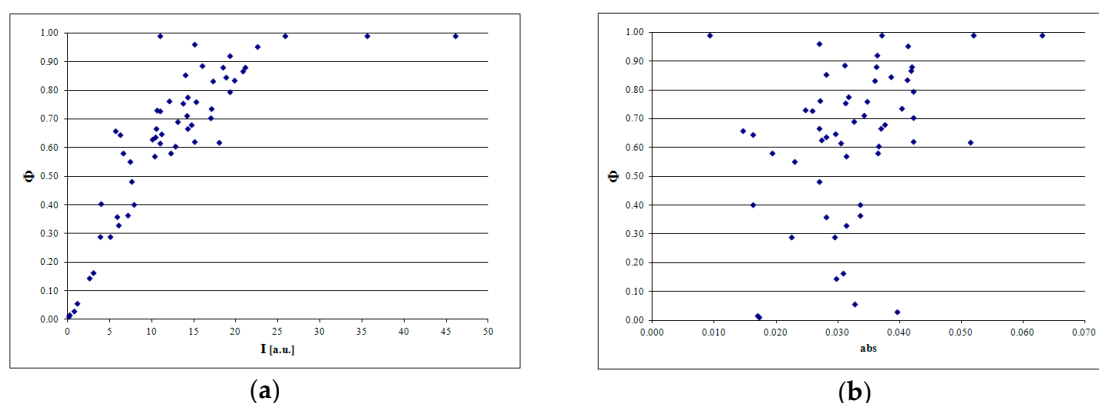
moiety (Table 4), due the presence of a strong electron withdrawing  $-\text{NO}_2$  group, which diminished the electron density within an aromatic system and subsequently changed the energy of delocalized orbitals accompanied by a decrease in population of fluorescent transitions. Generally, compounds containing aliphatic chains with an even number of carbon atoms exhibit longer emission wavelengths, than those of odd numbers (Table 4). This effect was independent from the absorption or excitation wavelengths (Figure 2a,b). The wavelengths of absorption and excitation maxima depended mainly on the Ar substituent type, i.e., for the same Ar substituent, these wavelengths are similar (Figure 2c,d).



**Figure 2.** Absorption-emission or excitation-emission maxima of studied compounds: (a) Absorption-emission maxima of studied compounds containing ethyl (5a–n), propyl (6a–n), butyl (7a–n) and hexyl (8a–n) substituents; (b) excitation-emission maxima of studied compounds containing ethyl (5a–n), propyl (6a–n), butyl (7a–n) and hexyl (8a–n) substituents; (c) absorption-emission maxima of studied compounds containing different aryl substituents; (d) excitation-emission maxima of studied compounds containing different aryl substituents.

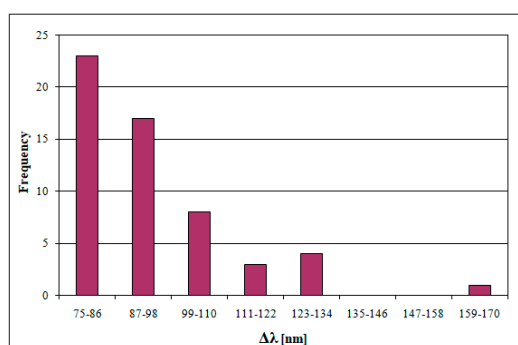
The calculated quantum yields ( $\Phi$ ) correlated with registered values of fluorescence (larger fluorescence leads to larger  $\Phi$ , Figure 3a), whereas no relationship between the  $\Phi$  and absorption was observed (Figure 3b). This meant that the emission mechanism was similar in all compounds and the differences in values of absorption originated from the variation in the amount of electromagnetic energy (photons) transformed into internal energy. The 3D fluorescence spectra in most cases displayed one well-shaped maximum, originating from the absorption-emission effects occurring within the central moiety. The exceptions are compounds 6i and 8i, containing 4-pyridyl substituent (spectrum of compound 6i contains two maxima, and of 8i exhibits large broadening at longer emission wavelengths). The presence of a fluorescent substituent (pyridyl) caused the formation of the second re-emission effect, partially overlapped with the fluorescence of the central moiety, influencing the shape of the emission spectrum. These changes were also observed in other synthesized compounds containing the pyridyl moiety (5i, 7i, 5j–8j); however, the broadening was less visible due to a smaller

shift and larger overlap of the emission maxima. In all cases, the  $n \rightarrow \pi^*$  absorption transitions are the main origin of excited states leading to subsequent fluorescence.



**Figure 3.** Quantum yield of studied compounds: (a) Quantum yield and intensity of fluorescence of studied compounds; (b) Quantum yield of fluorescence and absorbance at excitation wavelength ( $\lambda_{max}^{ex}$ ) of studied compounds.

The determined optimal excitation wavelengths are similar to those registered for 1,2,4-triazole and certain bromo derivatives; however, in our case, the calculated quantum yields were much greater than the ones for 1,2,4-triazole and the above-mentioned derivatives (up to four orders of magnitudes, e.g.,  $\Phi_{1,2,4\text{-triazole}} = 5 \times 10^4$ ) [32]. The differences between the excitation and emission wavelengths at global maxima of 3D fluorescence spectra vary from 75 nm to 168 nm, with the most populated value at ca. 80 nm (Figure 4). The largest shift in wavelengths occurred for compound **7b**, which upon absorption of ultraviolet light emitted a strong blue fluorescence. Such shift is rare, as typically fluorescent compounds possess emission wavelengths separated by less than 100 nm from excitation wavelengths. Upon irradiation by UV light, **7i** emitted a blue light and compounds **7j** and **8j** emitted a violet light visible by the naked eye.



**Figure 4.** The distribution of the  $\Delta\lambda = \lambda_{max}^{em} - \lambda_{max}^{ex}$  for the studied compounds.

### 3. Experimental

#### 3.1. General Information

Melting points were measured on a Stuart SMP3 melting point apparatus. The  $^1\text{H-NMR}$  and  $^{13}\text{C-NMR}$  spectra were recorded on an Agilent 400-NMR spectrometer in  $\text{CDCl}_3$  solution using TMS as the internal standard. FT-IR spectra were performed between 4000 and  $650\text{ cm}^{-1}$  using a FT-IR Nicolet 6700 apparatus with a Smart iTR accessory. UV-Vis spectra were registered at room temperature in  $\text{CH}_2\text{Cl}_2$  on a Jasco V-660 spectrophotometer. Fluorescence spectra were registered at room temperature in  $\text{CH}_2\text{Cl}_2$  using a Jasco F-6300 fluorescence spectrophotometer. High-resolution mass spectra were recorded on a Waters ACQUITY UPLC/Xevo G2QT instrument. Thin-layer chromatography was

performed on silica gel 60 F<sub>254</sub> (Merck, Darmstadt, Germany) TLC plates using CHCl<sub>3</sub>/EtOAc (5:1 *v/v*) as the mobile phase. All reagents were purchased from commercial sources and used without further purification. Aqueous solutions of four different hydroxide IL (Merck) containing different cations including: benzyltrimethylammonium hydroxide solution 40 wt. % in H<sub>2</sub>O (BTMA-OH), choline hydroxide solution 46 wt. % in H<sub>2</sub>O (Choline-OH), hexadecyltrimethylammonium hydroxide solution 10 wt. % in H<sub>2</sub>O (HDTMA-OH) and tetrabutylammonium hydroxide solution 40 wt. % in H<sub>2</sub>O (TBA-OH) were tested. Copies of the <sup>1</sup>H-NMR and <sup>13</sup>C-NMR spectra and 3D emission spectra of the compounds are available in the online Supplementary Materials.

### 3.2. Synthesis and Characterization

#### 3.2.1. Procedure for the Synthesis of Precursor 2

*N,N'*-Bis[(4-bromophenyl)chloromethylene]hydrazine (**2**). A mixture of *N,N'*-bis(4-bromobenzoyl)hydrazine (**1**, 3.981 g, 0.01 mol) with phosphorus pentachloride (4.164 g, 0.02 mol) in toluene (70 mL) was heated under reflux in an oil bath (130 °C) for 5 min. The clear yellow solution was evaporated under vacuum. The residue was then dissolved in chloroform (50 mL) and transferred to a separating funnel. The organic layer was washed with distilled water (5 × 50 mL), dried over MgSO<sub>4</sub> and concentrated using a rotary evaporator. The crude yellow residue was purified by column chromatography (silica gel, CHCl<sub>3</sub> as the mobile phase) to give *N,N'*-bis[(4-bromophenyl)chloromethylene]hydrazine (**2**, 3.490 g, 80% yield) as a light cream solid mp 143–145 °C (lit. [33]: 144–145 °C).

#### 3.2.2. General Procedure for the Synthesis of Suzuki Cross-Coupling Precursors: 4-alkyl-3,5-bis(4-bromophenyl)-4*H*-1,2,4-triazoles (**3a–d**)

To a cooled, vigorously stirred solution of *N,N'*-bis[(4-bromophenyl)chloromethylene]hydrazine (**2**, 4.349 g, 0.01 mol) in toluene (50 mL), the appropriate amine (0.04 mol) was added. The solution was stirred in an ice bath for 3 h and then at room temperature overnight, followed by heating for an additional 10 h before being concentrated using a rotary evaporator. The crude residue was purified by column chromatography (silica gel, CHCl<sub>3</sub>/EtOAc, 5:1 *v/v* as the mobile phase) to give 4-alkyl-3,5-bis(4-bromophenyl)-4*H*-1,2,4-triazole (**3a–d**).

*3,5*-Bis(4-bromophenyl)-4-ethyl-4*H*-1,2,4-triazole (**3a**). White solid in 78% yield, 3.175 g, m.p. 214–215 °C; UV (CH<sub>2</sub>Cl<sub>2</sub>) λ<sub>max</sub> 257.5 nm (ε · 10<sup>-3</sup> 33.3 cm<sup>-1</sup>M<sup>-1</sup>); IR (ATR) ν: 2966, 1597, 1473, 1457, 1431, 1379, 1080, 1067, 1009, 968, 824, 794, 753, 737, 730, 665 cm<sup>-1</sup>; <sup>1</sup>H-NMR (400 MHz, CDCl<sub>3</sub>): δ 1.07 (t, *J* = 7.2 Hz, 3H, CH<sub>3</sub>), 4.08 (q, *J* = 7.2 Hz, 2H, CH<sub>2</sub>), 7.52 (d, *J* = 8.4 Hz, 4H, ArH), 7.65 (d, *J* = 8.4 Hz, 4H, ArH); <sup>13</sup>C-NMR (100 MHz, CDCl<sub>3</sub>): δ 15.8, 40.0, 124.9, 126.4, 130.4, 132.3, 154.5; HRMS *m/z* calcd for (C<sub>16</sub>H<sub>13</sub>N<sub>3</sub>Br<sub>2</sub> + H<sup>+</sup>): 405.9549; found: 405.9544.

*3,5*-Bis(4-bromophenyl)-4-propyl-4*H*-1,2,4-triazole (**3b**). White solid in 80% yield, 3.369 g, m.p. 208–210 °C; UV (CH<sub>2</sub>Cl<sub>2</sub>) λ<sub>max</sub> 258.5 nm (ε · 10<sup>-3</sup> 27.7 cm<sup>-1</sup>M<sup>-1</sup>); IR (ATR) ν: 2955, 2930, 2869, 1468, 1455, 1429, 1401, 1379, 1349, 1269, 1105, 1091, 1069, 1010, 967, 849, 827, 800, 746 cm<sup>-1</sup>; <sup>1</sup>H-NMR (400 MHz, CDCl<sub>3</sub>): δ 0.63 (t, *J* = 7.2 Hz, 3H, CH<sub>3</sub>), 1.41 (sext, *J* = 7.2 Hz, 2H, CH<sub>2</sub>), 4.03 (t, *J* = 7.2 Hz, 2H, CH<sub>2</sub>), 7.54 (d, *J* = 8.4 Hz, 4H, ArH), 7.68 (d, *J* = 8.4 Hz, 4H, ArH); <sup>13</sup>C-NMR (100 MHz, CDCl<sub>3</sub>): δ 10.6, 23.4, 46.6, 124.8, 126.6, 130.4, 132.3, 154.8; HRMS *m/z* calcd for (C<sub>17</sub>H<sub>15</sub>N<sub>3</sub>Br<sub>2</sub> + H<sup>+</sup>): 419.9705; found: 419.9701.

*3,5*-Bis(4-bromophenyl)-4-butyl-4*H*-1,2,4-triazole (**3c**). White solid in 71% yield, 3.085 g, m.p. 220–223 °C; UV (CH<sub>2</sub>Cl<sub>2</sub>) λ<sub>max</sub> 258.0 nm (ε · 10<sup>-3</sup> 28.0 cm<sup>-1</sup>M<sup>-1</sup>); IR (ATR) ν: 2963, 2927, 2856, 1468, 1430, 1400, 1382, 1268, 1096, 1069, 1011, 973, 846, 826, 756, 744, 720 cm<sup>-1</sup>; <sup>1</sup>H-NMR (400 MHz, CDCl<sub>3</sub>): δ 0.67 (t, *J* = 7.6 Hz, 3H, CH<sub>3</sub>), 1.01 (sext, *J* = 7.6 Hz, 2H, CH<sub>2</sub>), 1.35 (quin, *J* = 7.6 Hz, 2H, CH<sub>2</sub>), 4.06 (t, *J* = 7.6 Hz, 2H, CH<sub>2</sub>), 7.54 (d, *J* = 8.4 Hz, 4H, ArH), 7.67 (d, *J* = 8.4 Hz, 4H, ArH); <sup>13</sup>C-NMR (100 MHz, CDCl<sub>3</sub>): δ 13.1, 19.2, 31.9, 44.8, 124.7, 126.5, 130.4, 132.3, 154.8; HRMS *m/z* calcd for (C<sub>18</sub>H<sub>17</sub>N<sub>3</sub>Br<sub>2</sub> + H<sup>+</sup>): 433.9862; found: 433.9863.



*3,5-Bis(4-bromophenyl)-4-hexyl-4H-1,2,4-triazole (3d)*. White solid in 62% yield, 2.872 g, m.p. 168–169 °C; UV (CH<sub>2</sub>Cl<sub>2</sub>) λ<sub>max</sub> 258.0 nm (ε · 10<sup>-3</sup> 31.3 cm<sup>-1</sup>M<sup>-1</sup>); IR (ATR) ν: 2951, 2931, 2860, 1599, 1464, 1417, 1398, 1381, 1353, 1331, 1147, 1101, 1071, 1014, 977, 853, 842, 825, 772, 753, 734, 720 cm<sup>-1</sup>; <sup>1</sup>H-NMR (400 MHz, CDCl<sub>3</sub>): δ 0.76 (t, *J* = 7.2 Hz, 3H, CH<sub>3</sub>), 0.98 (m, 4H, 2 × CH<sub>2</sub>), 1.00 (quin, *J* = 7.2 Hz, 2H, CH<sub>2</sub>), 1.36 (quin, *J* = 7.2 Hz, 2H, CH<sub>2</sub>), 4.05 (t, *J* = 7.2 Hz, 2H, CH<sub>2</sub>), 7.54 (d, *J* = 8.4 Hz, 4H, ArH), 7.68 (d, *J* = 8.4 Hz, 4H, ArH); <sup>13</sup>C-NMR (100 MHz, CDCl<sub>3</sub>): δ 13.7, 22.2, 25.6, 29.8, 30.6, 45.0, 124.7, 126.6, 130.4, 132.3, 154.8; HRMS *m/z* calcd for (C<sub>20</sub>H<sub>21</sub>N<sub>3</sub>Br<sub>2</sub> + H<sup>+</sup>): 462.0175; found: 462.0177.

### 3.2.3. General Procedure for Conventional Suzuki Cross-Coupling Reactions. Synthesis of 4-Alkyl-3,5-bis(4-arylphenyl)-4H-1,2,4-triazoles **5a–n**, **6a–n**, **7a–n**, **8a–n**

To a mixture of 4-alkyl-3,5-bis(4-bromophenyl)-4H-1,2,4-triazole (**3a–d**, 1.00 mmol), the corresponding boronic acid (**4a–n**, 2.50 mmol), palladium catalyst Pd(PPh<sub>3</sub>)<sub>4</sub> (0.058 g, 0.05 mmol), phase transfer catalyst NBu<sub>4</sub>Br (0.032 g, 0.10 mmol) and base K<sub>2</sub>CO<sub>3</sub> (1.382 g, 10.00 mmol), toluene (9 mL), H<sub>2</sub>O (6 mL) and EtOH (3 mL) were added. The mixture was heated under reflux in an oil bath (130 °C) for 4–12 h (reaction was monitored by TLC). After cooling, chloroform (50 mL) was added and the solution transferred to a separating funnel. The aqueous layer was extracted with chloroform (2 × 10 mL). The combined organic layers were filtered through a silica gel plug (10 mL), which was then flushed with CHCl<sub>3</sub>/EtOAc (5:1 *v/v*). The filtrate was dried over MgSO<sub>4</sub> and then concentrated using a rotary evaporator. The product was precipitated using EtOAc (5 mL), filtered, washed with fresh EtOAc and air-dried to give the corresponding pure 4-alkyl-3,5-bis(4-arylphenyl)-4H-1,2,4-triazole (**5a–n**, **6a–n**, **7a–n**, **8a–n**).

*3,5-Bis(biphenyl-4-yl)-4-ethyl-4H-1,2,4-triazole (5a)*. Beige solid in 87% yield, 0.348 g, m.p. 229–231 °C; UV (CH<sub>2</sub>Cl<sub>2</sub>) λ<sub>max</sub> 281.0 nm (ε · 10<sup>-3</sup> 36.0 cm<sup>-1</sup>M<sup>-1</sup>); IR (ATR) ν: 3029, 2965, 1471, 1456, 1445, 1420, 1340, 1083, 1076, 1007, 968, 847, 765, 750, 730, 695, 598 cm<sup>-1</sup>; <sup>1</sup>H-NMR (400 MHz, CDCl<sub>3</sub>): δ 1.16 (t, *J* = 7.2 Hz, 3H, CH<sub>3</sub>), 4.23 (q, *J* = 7.2 Hz, 2H, CH<sub>2</sub>), 7.39 (t, *J* = 7.2 Hz, 2H, ArH), 7.47 (t, *J* = 7.2 Hz, 4H, ArH), 7.64 (d, *J* = 7.2 Hz, 4H, ArH), 7.74–7.78 (m, 8H, ArH); <sup>13</sup>C-NMR (100 MHz, CDCl<sub>3</sub>): δ 15.9, 40.0, 127.2, 127.6, 127.9, 128.3, 128.9, 129.3, 140.0, 142.9, 155.1; HRMS *m/z* calcd for (C<sub>28</sub>H<sub>23</sub>N<sub>3</sub> + H<sup>+</sup>): 402.1965; found: 402.1963.

*4-Ethyl-3,5-bis(2'-methylbiphenyl-4-yl)-4H-1,2,4-triazole (5b)*. White solid in 85% yield, 0.366 g, m.p. 247–250 °C; UV (CH<sub>2</sub>Cl<sub>2</sub>) λ<sub>max</sub> 268.0 nm (ε · 10<sup>-3</sup> 32.6 cm<sup>-1</sup>M<sup>-1</sup>); IR (ATR) ν: 3060, 3016, 1473, 1454, 1425, 1379, 1109, 1051, 1007, 968, 849, 842, 835, 807, 765, 743, 729 cm<sup>-1</sup>; <sup>1</sup>H-NMR (400 MHz, CDCl<sub>3</sub>): δ 1.22 (t, *J* = 7.2 Hz, 3H, CH<sub>3</sub>), 2.32 (s, 6H, 2 × CH<sub>3</sub>), 4.27 (q, *J* = 7.2 Hz, 2H, CH<sub>2</sub>), 7.28–7.31 (m, 8H, ArH), 7.50 (d, *J* = 8.4 Hz, 4H, ArH), 7.75 (d, *J* = 8.4 Hz, 4H, ArH); <sup>13</sup>C-NMR (100 MHz, CDCl<sub>3</sub>): δ 16.0, 20.4, 40.0, 125.9, 126.2, 127.7, 128.7, 129.6, 129.8, 130.5, 135.3, 140.9, 143.8, 155.2; HRMS *m/z* calcd for (C<sub>30</sub>H<sub>27</sub>N<sub>3</sub> + H<sup>+</sup>): 430.2278; found: 430.2274.

*4-Ethyl-3,5-bis(3'-methylbiphenyl-4-yl)-4H-1,2,4-triazole (5c)*. White solid in 97% yield, 0.417 g, m.p. 194–195 °C; UV (CH<sub>2</sub>Cl<sub>2</sub>) λ<sub>max</sub> 283.0 nm (ε · 10<sup>-3</sup> 41.3 cm<sup>-1</sup>M<sup>-1</sup>); IR (ATR) ν: 3015, 2983, 1740, 1474, 1418, 1371, 1337, 1236, 1113, 1083, 1042, 1018, 968, 853, 842, 780, 755, 730, 609 cm<sup>-1</sup>; <sup>1</sup>H-NMR (400 MHz, CDCl<sub>3</sub>): δ 1.17 (t, *J* = 7.2 Hz, 3H, CH<sub>3</sub>), 2.45 (s, 6H, 2 × CH<sub>3</sub>), 4.23 (q, *J* = 7.2 Hz, 2H, CH<sub>2</sub>), 7.22 (d, *J* = 7.6 Hz, 2H, ArH), 7.37 (t, *J* = 7.6 Hz, 2H, ArH), 7.45–7.47 (m, 4H, ArH), 7.61–7.63 (m, 8H, ArH); <sup>13</sup>C-NMR (100 MHz, CDCl<sub>3</sub>): δ 15.9, 21.5, 40.0, 124.3, 126.5, 127.6, 127.9, 128.7, 128.8, 129.3, 138.6, 140.1, 143.0, 155.2; HRMS *m/z* calcd for (C<sub>30</sub>H<sub>27</sub>N<sub>3</sub> + H<sup>+</sup>): 430.2278; found: 430.2279.

*4-Ethyl-3,5-bis(2',6'-dimethylbiphenyl-4-yl)-4H-1,2,4-triazole (5d)*. White solid in 90% yield, 0.412 g, m.p. 326–329 °C; UV (CH<sub>2</sub>Cl<sub>2</sub>) λ<sub>max</sub> 259.0 nm (ε · 10<sup>-3</sup> 28.5 cm<sup>-1</sup>M<sup>-1</sup>); IR (ATR) ν: 2984, 2917, 1482, 1466, 1442, 1426, 1384, 1163, 1112, 1004, 963, 846, 773, 728, 719 cm<sup>-1</sup>; <sup>1</sup>H-NMR (400 MHz, CDCl<sub>3</sub>): δ 1.22 (t, *J* = 7.2 Hz, 3H, CH<sub>3</sub>), 2.08 (s, 12H, 4 × CH<sub>3</sub>), 4.29 (q, *J* = 7.2 Hz, 2H, CH<sub>2</sub>), 7.14 (d, *J* = 7.2 Hz, 4H, ArH), 7.19–7.23 (m, 2H, ArH), 7.34 (d, *J* = 8.4 Hz, 4H, ArH), 7.77 (d, *J* = 8.4 Hz, 4H, ArH); <sup>13</sup>C-NMR

(100 MHz, CDCl<sub>3</sub>):  $\delta$  15.8, 20.8, 40.0, 126.2, 127.4, 129.1, 129.8, 135.8, 140.8, 143.2, 155.3; HRMS  $m/z$  calcd for (C<sub>32</sub>H<sub>31</sub>N<sub>3</sub> + H<sup>+</sup>): 458.2591; found: 458.2593.

**4-Ethyl-3,5-bis(2'-methoxybiphenyl-4-yl)-4H-1,2,4-triazole (5e).** Creamy solid in 91% yield, 0.420 g, m.p. 189–190 °C; UV (CH<sub>2</sub>Cl<sub>2</sub>)  $\lambda_{\max}$  272.0 nm ( $\epsilon \cdot 10^{-3}$  33.0 cm<sup>-1</sup>M<sup>-1</sup>) and 296.0 (33.2); IR (ATR)  $\nu$ : 3016, 2941, 2838, 1595, 1493, 1470, 1432, 1400, 1258, 1244, 1123, 1053, 1021, 1004, 964, 855, 835, 803, 749, 734, 727 cm<sup>-1</sup>; <sup>1</sup>H-NMR (400 MHz, CDCl<sub>3</sub>):  $\delta$  1.20 (t,  $J$  = 7.2 Hz, 3H, CH<sub>3</sub>), 3.85 (s, 6H, 2 × OCH<sub>3</sub>), 4.26 (q,  $J$  = 7.2 Hz, 2H, CH<sub>2</sub>), 7.02 (d,  $J$  = 8.4 Hz, 2H, ArH), 7.07 (t,  $J$  = 7.6 Hz, 2H, ArH), 7.35–7.40 (m, 4H, ArH), 7.71 (d,  $J$  = 8.4 Hz, 4H, ArH), 7.75 (d,  $J$  = 8.4 Hz, 4H, ArH); <sup>13</sup>C-NMR (100 MHz, CDCl<sub>3</sub>):  $\delta$  16.0, 40.0, 55.6, 111.4, 121.0, 126.2, 128.5, 129.2, 129.6, 130.5, 130.8, 140.3, 155.3, 156.5; HRMS  $m/z$  calcd for (C<sub>30</sub>H<sub>27</sub>N<sub>3</sub>O<sub>2</sub> + H<sup>+</sup>): 462.2176; found: 462.2175.

**4-Ethyl-3,5-bis(3'-methoxybiphenyl-4-yl)-4H-1,2,4-triazole (5f).** White solid in 99% yield, 0.457 g, m.p. 191–192 °C; UV (CH<sub>2</sub>Cl<sub>2</sub>)  $\lambda_{\max}$  282.0 nm ( $\epsilon \cdot 10^{-3}$  31.6 cm<sup>-1</sup>M<sup>-1</sup>); IR (ATR)  $\nu$ : 3007, 2953, 2836, 1737, 1609, 1583, 1474, 1437, 1417, 1294, 1268, 1212, 1170, 1114, 1095, 1082, 1053, 1030, 1014, 853, 840, 768, 753, 730 cm<sup>-1</sup>; <sup>1</sup>H-NMR (400 MHz, CDCl<sub>3</sub>):  $\delta$  1.18 (t,  $J$  = 7.2 Hz, 3H, CH<sub>3</sub>), 3.90 (s, 6H, 2 × OCH<sub>3</sub>), 4.24 (q,  $J$  = 7.2 Hz, 2H, CH<sub>2</sub>), 6.95 (dd,  $J$  = 8.0 and 2.4 Hz, 2H, ArH), 7.19 (t,  $J$  = 2.4 Hz, 2H, ArH), 7.23–7.26 (m, 2H, ArH), 7.41 (t,  $J$  = 8.0 Hz, 2H, ArH), 7.74–7.78 (m, 8H, ArH); <sup>13</sup>C-NMR (100 MHz, CDCl<sub>3</sub>):  $\delta$  15.9, 40.0, 55.4, 113.0, 113.3, 119.7, 126.8, 127.7, 129.3, 130.0, 141.6, 142.7, 155.1, 160.1; HRMS  $m/z$  calcd for (C<sub>30</sub>H<sub>27</sub>N<sub>3</sub>O<sub>2</sub> + H<sup>+</sup>): 462.2176; found: 462.2170.

**4-Ethyl-3,5-bis(3'-nitrobiphenyl-4-yl)-4H-1,2,4-triazole (5g).** Yellow solid in 94% yield, 0.462 g, m.p. 246–248 °C; UV (CH<sub>2</sub>Cl<sub>2</sub>)  $\lambda_{\max}$  275.0 nm ( $\epsilon \cdot 10^{-3}$  57.4 cm<sup>-1</sup>M<sup>-1</sup>); IR (ATR)  $\nu$ : 3076, 1517, 1485, 1469, 1346, 1287, 1103, 1086, 1010, 963, 877, 854, 837, 804, 776, 729, 798, 692 cm<sup>-1</sup>; <sup>1</sup>H-NMR (400 MHz, CDCl<sub>3</sub>):  $\delta$  1.20 (t,  $J$  = 7.2 Hz, 3H, CH<sub>3</sub>), 4.26 (q,  $J$  = 7.2 Hz, 2H, CH<sub>2</sub>), 7.69 (t,  $J$  = 8.0 Hz, 2H, ArH), 7.83 (d,  $J$  = 8.4 Hz, 4H, ArH), 7.87 (d,  $J$  = 8.4 Hz, 4H, ArH), 8.00 (d,  $J$  = 8.0 Hz, 2H, ArH), 8.28 (d,  $J$  = 8.0 Hz, 2H, ArH), 8.54 (s, 2H, ArH); <sup>13</sup>C-NMR (100 MHz, CDCl<sub>3</sub>):  $\delta$  15.9, 40.1, 122.0, 122.7, 127.8, 127.9, 129.7, 130.0, 133.0, 140.4, 141.7, 148.9, 154.9; HRMS  $m/z$  calcd for (C<sub>28</sub>H<sub>21</sub>N<sub>5</sub>O<sub>4</sub> + H<sup>+</sup>): 492.1666; found: 492.1678.

**3,5-Bis(3'-aminobiphenyl-4-yl)-4-ethyl-4H-1,2,4-triazole (5h).** Beige solid in 99% yield, 0.428 g, m.p. 232–234 °C; UV (CH<sub>2</sub>Cl<sub>2</sub>)  $\lambda_{\max}$  258.0 nm ( $\epsilon \cdot 10^{-3}$  28.5 cm<sup>-1</sup>M<sup>-1</sup>) and 280.0 (32.2); IR (ATR)  $\nu$ : 3455, 3426, 3348, 3305, 3188, 3046, 1621, 1598, 1566, 1473, 1448, 1426, 1313, 971, 888, 867, 840, 777, 748 cm<sup>-1</sup>; <sup>1</sup>H-NMR (400 MHz, CDCl<sub>3</sub>):  $\delta$  1.16 (t,  $J$  = 7.2 Hz, 3H, CH<sub>3</sub>), 3.80 (br.s, 4H, 2 × NH<sub>2</sub>), 4.22 (q,  $J$  = 7.2 Hz, 2H, CH<sub>2</sub>), 6.72 (d,  $J$  = 7.6 Hz, 2H, ArH), 6.97 (s, 2H, ArH), 7.05 (d,  $J$  = 7.6 Hz, 2H, ArH), 7.27 (t,  $J$  = 7.6 Hz, 2H, ArH), 7.72–7.75 (m, 8H, ArH); <sup>13</sup>C-NMR (100 MHz, CDCl<sub>3</sub>):  $\delta$  15.9, 40.0, 113.8, 114.7, 117.6, 126.5, 127.5, 129.2, 129.9, 141.3, 143.0, 146.9, 155.2; HRMS  $m/z$  calcd for (C<sub>28</sub>H<sub>25</sub>N<sub>5</sub> + H<sup>+</sup>): 432.2183; found: 432.2169.

**4-Ethyl-3,5-bis[4-(pyridin-4-yl)phenyl]-4H-1,2,4-triazole (5i).** Grey solid in 89% yield, 0.359 g, m.p. 248–251 °C; UV (CH<sub>2</sub>Cl<sub>2</sub>)  $\lambda_{\max}$  280.0 nm ( $\epsilon \cdot 10^{-3}$  31.0 cm<sup>-1</sup>M<sup>-1</sup>); IR (ATR)  $\nu$ : 3067, 1594, 1541, 1474, 1411, 1221, 993, 969, 858, 808, 771, 751, 733, 664 cm<sup>-1</sup>; <sup>1</sup>H-NMR (400 MHz, CDCl<sub>3</sub>):  $\delta$  1.19 (t,  $J$  = 7.2 Hz, 3H, CH<sub>3</sub>), 4.25 (q,  $J$  = 7.2 Hz, 2H, CH<sub>2</sub>), 7.57 (d,  $J$  = 6.0 Hz, 4H, ArH), 7.82 (d,  $J$  = 8.4 Hz, 4H, ArH), 7.85 (d,  $J$  = 8.4 Hz, 4H, ArH), 8.72 (d,  $J$  = 6.0 Hz, 4H, ArH); <sup>13</sup>C-NMR (100 MHz, CDCl<sub>3</sub>):  $\delta$  15.9, 40.1, 121.6, 127.6, 128.3, 129.6, 139.9, 147.1, 150.5, 154.8; HRMS  $m/z$  calcd for (C<sub>26</sub>H<sub>21</sub>N<sub>5</sub> + H<sup>+</sup>): 404.1870; found: 404.1868.

**4-Ethyl-3,5-bis[4-(pyridin-3-yl)phenyl]-4H-1,2,4-triazole (5j).** Yellow solid in 93% yield, 0.374 g, m.p. 199–202 °C; UV (CH<sub>2</sub>Cl<sub>2</sub>)  $\lambda_{\max}$  284.0 nm ( $\epsilon \cdot 10^{-3}$  54.8 cm<sup>-1</sup>M<sup>-1</sup>); IR (ATR)  $\nu$ : 3025, 1464, 1433, 1416, 1383, 1025, 999, 971, 855, 848, 806, 772, 749, 712 cm<sup>-1</sup>; <sup>1</sup>H-NMR (400 MHz, CDCl<sub>3</sub>):  $\delta$  1.19 (t,  $J$  = 7.2 Hz, 3H, CH<sub>3</sub>), 4.26 (q,  $J$  = 7.2 Hz, 2H, CH<sub>2</sub>), 7.42 (dd,  $J$  = 7.6 and 5.2 Hz, 2H, ArH), 7.77 (d,  $J$  = 8.4 Hz, 4H, ArH), 7.84 (d,  $J$  = 8.4 Hz, 4H, ArH), 7.95 (d,  $J$  = 7.6 Hz, 2H, ArH), 8.66 (dd,  $J$  = 5.2 and 1.6 Hz, 2H, ArH), 8.93 (d,  $J$  = 1.6 Hz, 2H, ArH); <sup>13</sup>C-NMR (100 MHz, CDCl<sub>3</sub>):  $\delta$  15.9, 40.1, 123.7, 127.4, 127.7, 129.6, 134.4, 135.5, 139.6, 148.3, 149.1, 154.9; HRMS  $m/z$  calcd for (C<sub>26</sub>H<sub>21</sub>N<sub>5</sub> + H<sup>+</sup>): 404.1870; found: 404.1870.

**4-Ethyl-3,5-bis[4-(furan-2-yl)phenyl]-4H-1,2,4-triazole (5k).** Creamy solid in 92% yield, 0.351 g, m.p. 236–237 °C; UV (CH<sub>2</sub>Cl<sub>2</sub>) λ<sub>max</sub> 310.0 nm (ε·10<sup>-3</sup> 53.0 cm<sup>-1</sup>M<sup>-1</sup>); IR (ATR) ν: 3114, 1615, 1493, 1471, 1189, 1158, 1083, 1007, 967, 905, 884, 848, 833, 809, 792, 744, 719 cm<sup>-1</sup>; <sup>1</sup>H-NMR (400 MHz, CDCl<sub>3</sub>): δ 1.13 (t, J = 7.2 Hz, 3H, CH<sub>3</sub>), 4.19 (q, J = 7.2 Hz, 2H, CH<sub>2</sub>), 6.52 (dd, J = 3.6 and 2.0 Hz, 2H, ArH), 6.78 (d, J = 3.6 Hz, 2H, ArH), 7.53 (d, J = 2.0 Hz, 2H, ArH), 7.71 (d, J = 8.8 Hz, 4H, ArH), 7.83 (d, J = 8.8 Hz, 4H, ArH); <sup>13</sup>C-NMR (100 MHz, CDCl<sub>3</sub>): δ 15.7, 40.0, 106.4, 111.9, 124.1, 126.3, 129.2, 132.3, 142.8, 153.0, 155.1; HRMS *m/z* calcd for (C<sub>24</sub>H<sub>19</sub>N<sub>3</sub>O<sub>2</sub> + H<sup>+</sup>): 382.1550; found: 382.1554.

**4-Ethyl-3,5-bis[4-(furan-3-yl)phenyl]-4H-1,2,4-triazole (5l).** Creamy solid in 91% yield, 0.347 g, m.p. 246–248 °C; UV (CH<sub>2</sub>Cl<sub>2</sub>) λ<sub>max</sub> 283.0 nm (ε·10<sup>-3</sup> 27.7 cm<sup>-1</sup>M<sup>-1</sup>); IR (ATR) ν: 3143, 2969, 1507, 1472, 1403, 1350, 1195, 1162, 1115, 1084, 1054, 1016, 923, 872, 843, 785, 760, 739 cm<sup>-1</sup>; <sup>1</sup>H-NMR (400 MHz, CDCl<sub>3</sub>): δ 1.13 (t, J = 7.2 Hz, 3H, CH<sub>3</sub>), 4.18 (q, J = 7.2 Hz, 2H, CH<sub>2</sub>), 6.76 (dd, J = 1.6 and 0.8 Hz, 2H, ArH), 7.53 (t, J = 1.6 Hz, 2H, ArH), 7.65 (d, J = 8.8 Hz, 4H, ArH), 7.71 (d, J = 8.8 Hz, 4H, ArH), 7.83 (dd, J = 1.6 and 0.8 Hz, 2H, ArH); <sup>13</sup>C-NMR (100 MHz, CDCl<sub>3</sub>): δ 15.8, 39.9, 108.7, 125.7, 126.2, 126.3, 129.4, 134.2, 139.2, 144.1, 155.1; HRMS *m/z* calcd for (C<sub>24</sub>H<sub>19</sub>N<sub>3</sub>O<sub>2</sub> + H<sup>+</sup>): 382.1550; found: 382.1548.

**4-Ethyl-3,5-bis[4-(thiophen-2-yl)phenyl]-4H-1,2,4-triazole (5m).** Creamy solid in 61% yield, 0.254 g, m.p. 239–242 °C; UV (CH<sub>2</sub>Cl<sub>2</sub>) λ<sub>max</sub> 311.0 nm (ε·10<sup>-3</sup> 43.2 cm<sup>-1</sup>M<sup>-1</sup>); IR (ATR) ν: 3089, 3004, 2961, 1470, 1428, 1353, 1260, 1216, 1194, 1116, 1081, 1012, 967, 959, 853, 843, 819, 785, 773, 740, 704, 693 cm<sup>-1</sup>; <sup>1</sup>H-NMR (400 MHz, CDCl<sub>3</sub>): δ 1.14 (t, J = 7.2 Hz, 3H, CH<sub>3</sub>), 4.20 (q, J = 7.2 Hz, 2H, CH<sub>2</sub>), 7.12 (dd, J = 5.2 and 3.6 Hz, 2H, ArH), 7.35 (d, J = 5.2 Hz, 2H, ArH), 7.42 (d, J = 3.6 Hz, 2H, ArH), 7.70 (d, J = 8.4 Hz, 4H, ArH), 7.77 (d, J = 8.4 Hz, 4H, ArH); <sup>13</sup>C-NMR (100 MHz, CDCl<sub>3</sub>): δ 15.8, 40.0, 124.0, 125.8, 126.2, 126.5, 128.3, 129.4, 136.0, 143.1, 155.0; HRMS *m/z* calcd for (C<sub>24</sub>H<sub>19</sub>N<sub>3</sub>S<sub>2</sub> + H<sup>+</sup>): 414.1093; found: 414.1077.

**4-Ethyl-3,5-bis[4-(thiophen-3-yl)phenyl]-4H-1,2,4-triazole (5n).** Beige solid in 90% yield, 0.372 g, m.p. 265–266 °C; UV (CH<sub>2</sub>Cl<sub>2</sub>) λ<sub>max</sub> 290.0 nm (ε·10<sup>-3</sup> 42.5 cm<sup>-1</sup>M<sup>-1</sup>); IR (ATR) ν: 3094, 2962, 1470, 1352, 1278, 1205, 1119, 1083, 1017, 968, 870, 843, 780, 760, 733, 695, 667, 631 cm<sup>-1</sup>; <sup>1</sup>H-NMR (400 MHz, CDCl<sub>3</sub>): δ 1.14 (t, J = 7.2 Hz, 3H, CH<sub>3</sub>), 4.20 (q, J = 7.2 Hz, 2H, CH<sub>2</sub>), 7.43–7.47 (m, 4H, ArH), 7.57 (dd, J = 2.8 and 1.6 Hz, 2H, ArH), 7.72 (d, J = 8.4 Hz, 4H, ArH), 7.77 (d, J = 8.4 Hz, 4H, ArH); <sup>13</sup>C-NMR (100 MHz, CDCl<sub>3</sub>): δ 15.8, 40.0, 121.3, 126.1, 126.3, 126.7, 126.8, 129.4, 137.4, 141.2, 155.1; HRMS *m/z* calcd for (C<sub>24</sub>H<sub>19</sub>N<sub>3</sub>S<sub>2</sub> + H<sup>+</sup>): 414.1093; found: 414.1102.

**3,5-Bis(biphenyl-4-yl)-4-propyl-4H-1,2,4-triazole (6a).** Creamy solid in 94% yield, 0.391 g, m.p. 285–288 °C; UV (CH<sub>2</sub>Cl<sub>2</sub>) λ<sub>max</sub> 282.0 nm (ε·10<sup>-3</sup> 41.8 cm<sup>-1</sup>M<sup>-1</sup>); IR (ATR) ν: 3058, 2958, 2934, 2874, 1467, 1446, 1420, 1397, 1385, 1349, 1005, 969, 843, 802, 767, 745, 734, 724, 688 cm<sup>-1</sup>; <sup>1</sup>H-NMR (400 MHz, CDCl<sub>3</sub>): δ 0.68 (t, J = 7.6 Hz, 3H, CH<sub>3</sub>), 1.50 (sext, J = 7.6 Hz, 2H, CH<sub>2</sub>), 4.16 (t, J = 7.6 Hz, 2H, CH<sub>2</sub>), 7.40 (t, J = 7.2 Hz, 2H, ArH), 7.49 (t, J = 7.2 Hz, 4H, ArH), 7.67 (d, J = 7.2 Hz, 4H, ArH), 7.75–7.79 (m, 8H, ArH); <sup>13</sup>C-NMR (100 MHz, CDCl<sub>3</sub>): δ 10.7, 23.5, 46.6, 126.7, 127.1, 127.6, 127.9, 128.9, 129.3, 140.0, 142.8, 155.4; HRMS *m/z* calcd for (C<sub>29</sub>H<sub>25</sub>N<sub>3</sub> + H<sup>+</sup>): 416.2121; found: 416.2120.

**3,5-Bis(2'-methylbiphenyl-4-yl)-4-propyl-4H-1,2,4-triazole (6b).** White solid in 81% yield, 0.360 g, m.p. 230–232 °C; UV (CH<sub>2</sub>Cl<sub>2</sub>) λ<sub>max</sub> 268.0 nm (ε·10<sup>-3</sup> 37.9 cm<sup>-1</sup>M<sup>-1</sup>); IR (ATR) ν: 3052, 2961, 2873, 1474, 1425, 1382, 1112, 1093, 1007, 972, 864, 847, 768, 747, 722 cm<sup>-1</sup>; <sup>1</sup>H-NMR (400 MHz, CDCl<sub>3</sub>): δ 0.71 (t, J = 7.2 Hz, 3H, CH<sub>3</sub>), 1.54 (sext, J = 7.2 Hz, 2H, CH<sub>2</sub>), 2.32 (s, 6H, 2 × CH<sub>3</sub>), 4.19 (t, J = 7.2 Hz, 2H, CH<sub>2</sub>), 7.28–7.31 (m, 8H, ArH), 7.50 (d, J = 8.0 Hz, 4H, ArH), 7.75 (d, J = 8.0 Hz, 4H, ArH); <sup>13</sup>C-NMR (100 MHz, CDCl<sub>3</sub>): δ 10.7, 20.4, 23.5, 46.6, 125.9, 126.3, 127.7, 128.7, 129.6, 129.8, 130.5, 135.3, 140.9, 143.8, 155.5; HRMS *m/z* calcd for (C<sub>31</sub>H<sub>29</sub>N<sub>3</sub> + H<sup>+</sup>): 444.2434; found: 444.2432.

**3,5-Bis(3'-methylbiphenyl-4-yl)-4-propyl-4H-1,2,4-triazole (6c).** White solid in 91% yield, 0.404 g, m.p. 223–225 °C; UV (CH<sub>2</sub>Cl<sub>2</sub>) λ<sub>max</sub> 284.0 nm (ε·10<sup>-3</sup> 45.2 cm<sup>-1</sup>M<sup>-1</sup>); IR (ATR) ν: 3050, 2967, 2877, 1607, 1470, 1414, 1382, 1336, 1093, 1020, 969, 863, 852, 838, 775, 752, 725 cm<sup>-1</sup>; <sup>1</sup>H-NMR (400 MHz, CDCl<sub>3</sub>): δ 0.68 (t, J = 7.6 Hz, 3H, CH<sub>3</sub>), 1.50 (sext, J = 7.6 Hz, 2H, CH<sub>2</sub>), 2.45 (s, 6H, 2 × CH<sub>3</sub>), 4.15 (t, J = 7.6 Hz, 2H, CH<sub>2</sub>), 7.22 (d, J = 7.6 Hz, 2H, ArH), 7.38 (t, J = 7.6 Hz, 2H, ArH), 7.45–7.48 (m, 4H, ArH), 7.74–7.77

(m, 8H, ArH);  $^{13}\text{C}$ -NMR (100 MHz,  $\text{CDCl}_3$ ):  $\delta$  10.7, 21.5, 23.5, 46.6, 124.3, 126.6, 127.6, 127.9, 128.7, 128.9, 129.3, 138.6, 140.0, 142.9, 155.5; HRMS  $m/z$  calcd for ( $\text{C}_{31}\text{H}_{29}\text{N}_3 + \text{H}^+$ ): 444.2434; found: 444.2430.

*3,5-Bis(2',6'-dimethylbiphenyl-4-yl)-4-propyl-4H-1,2,4-triazole (6d)*. White solid in 94% yield, 0.444 g, m.p. 285–286 °C; UV ( $\text{CH}_2\text{Cl}_2$ )  $\lambda_{\text{max}}$  259.0 nm ( $\epsilon \cdot 10^{-3}$  29.5  $\text{cm}^{-1}\text{M}^{-1}$ ); IR (ATR)  $\nu$ : 3035, 2969, 1466, 1424, 1379, 1092, 1004, 973, 863, 841, 765, 751, 729  $\text{cm}^{-1}$ ;  $^1\text{H}$ -NMR (400 MHz,  $\text{CDCl}_3$ ):  $\delta$  0.69 (t,  $J = 7.2$  Hz, 3H,  $\text{CH}_3$ ), 1.53 (sext,  $J = 7.2$  Hz, 2H,  $\text{CH}_2$ ), 2.07 (s, 12H,  $4 \times \text{CH}_3$ ), 4.20 (t,  $J = 7.2$  Hz, 2H,  $\text{CH}_2$ ), 7.14 (d,  $J = 7.2$  Hz, 4H, ArH), 7.19–7.23 (m, 2H, ArH), 7.33 (d,  $J = 8.4$  Hz, 4H, ArH), 7.77 (d,  $J = 8.4$  Hz, 4H, ArH);  $^{13}\text{C}$ -NMR (100 MHz,  $\text{CDCl}_3$ ):  $\delta$  10.7, 20.8, 23.4, 46.6, 99.1, 126.3, 127.4, 129.1, 129.8, 135.8, 140.8, 143.1, 155.6; HRMS  $m/z$  calcd for ( $\text{C}_{33}\text{H}_{33}\text{N}_3 + \text{H}^+$ ): 472.2747; found: 472.2744.

*3,5-Bis(2'-methoxybiphenyl-4-yl)-4-propyl-4H-1,2,4-triazole (6e)*. White solid in 91% yield, 0.433 g, m.p. 198–199 °C; UV ( $\text{CH}_2\text{Cl}_2$ )  $\lambda_{\text{max}}$  273.0 nm ( $\epsilon \cdot 10^{-3}$  27.7  $\text{cm}^{-1}\text{M}^{-1}$ ) and 296.0 (28.6); IR (ATR)  $\nu$ : 3037, 2933, 2830, 1598, 1495, 1465, 1421, 1257, 1239, 1122, 1112, 1055, 1024, 1005, 860, 839, 803, 735, 721  $\text{cm}^{-1}$ ;  $^1\text{H}$ -NMR (400 MHz,  $\text{CDCl}_3$ ):  $\delta$  0.71 (t,  $J = 7.6$  Hz, 3H,  $\text{CH}_3$ ), 1.55 (sext,  $J = 7.6$  Hz, 2H,  $\text{CH}_2$ ), 3.85 (s, 6H,  $2 \times \text{OCH}_3$ ), 4.18 (t,  $J = 7.6$  Hz, 2H,  $\text{CH}_2$ ), 7.02 (d,  $J = 8.4$  Hz, 2H, ArH), 7.07 (t,  $J = 7.6$  Hz, 2H, ArH), 7.35–7.40 (m, 4H, ArH), 7.70 (d,  $J = 8.4$  Hz, 4H, ArH), 7.74 (d,  $J = 8.4$  Hz, 4H, ArH);  $^{13}\text{C}$ -NMR (100 MHz,  $\text{CDCl}_3$ ):  $\delta$  10.7, 23.5, 46.6, 55.6, 111.4, 121.0, 126.3, 128.5, 129.2, 129.6, 130.0, 130.8, 140.3, 155.6, 156.5; HRMS  $m/z$  calcd for ( $\text{C}_{31}\text{H}_{29}\text{N}_3\text{O}_2 + \text{H}^+$ ): 476.2333; found: 476.2332.

*3,5-Bis(3'-methoxybiphenyl-4-yl)-4-propyl-4H-1,2,4-triazole (6f)*. White solid in 95% yield, 0.452 g, m.p. 193–195 °C; UV ( $\text{CH}_2\text{Cl}_2$ )  $\lambda_{\text{max}}$  283.0 nm ( $\epsilon \cdot 10^{-3}$  35.5  $\text{cm}^{-1}\text{M}^{-1}$ ); IR (ATR)  $\nu$ : 2969, 2836, 1600, 1592, 1560, 1463, 1418, 1301, 1219, 1166, 1050, 1029, 1016, 858, 869, 849, 840, 795, 778, 753, 744  $\text{cm}^{-1}$ ;  $^1\text{H}$ -NMR (400 MHz,  $\text{CDCl}_3$ ):  $\delta$  0.68 (t,  $J = 7.6$  Hz, 3H,  $\text{CH}_3$ ), 1.50 (sext,  $J = 7.6$  Hz, 2H,  $\text{CH}_2$ ), 3.90 (s, 6H,  $2 \times \text{OCH}_3$ ), 4.15 (t,  $J = 7.6$  Hz, 2H,  $\text{CH}_2$ ), 6.95 (dd,  $J = 8.0$  and 2.4 Hz, 2H, ArH), 7.19 (t,  $J = 2.4$  Hz, 2H, ArH), 7.23–7.26 (m, 2H, ArH), 7.40 (t,  $J = 8.0$  Hz, 2H, ArH), 7.74–7.78 (m, 8H, ArH);  $^{13}\text{C}$ -NMR (100 MHz,  $\text{CDCl}_3$ ):  $\delta$  10.7, 23.5, 46.6, 55.4, 112.9, 113.3, 119.6, 126.9, 127.6, 129.3, 130.0, 141.5, 142.6, 155.4, 160.1; HRMS  $m/z$  calcd for ( $\text{C}_{31}\text{H}_{29}\text{N}_3\text{O}_2 + \text{H}^+$ ): 476.2333; found: 476.2334.

*3,5-Bis(3'-nitrobiphenyl-4-yl)-4-propyl-4H-1,2,4-triazole (6g)*. Creamy solid in 91% yield, 0.460 g, m.p. 291–293 °C; UV ( $\text{CH}_2\text{Cl}_2$ )  $\lambda_{\text{max}}$  276.0 nm ( $\epsilon \cdot 10^{-3}$  47.3  $\text{cm}^{-1}\text{M}^{-1}$ ); IR (ATR)  $\nu$ : 3034, 2969, 2872, 1521, 1488, 1468, 1344, 1294, 1104, 876, 852, 840, 802, 777, 759, 742, 723  $\text{cm}^{-1}$ ;  $^1\text{H}$ -NMR (400 MHz,  $\text{CDCl}_3$ ):  $\delta$  0.70 (t,  $J = 7.2$  Hz, 3H,  $\text{CH}_3$ ), 1.52 (sext,  $J = 7.2$  Hz, 2H,  $\text{CH}_2$ ), 4.19 (t,  $J = 7.2$  Hz, 2H,  $\text{CH}_2$ ), 7.68 (t,  $J = 7.6$  Hz, 2H, ArH), 7.82 (d,  $J = 8.4$  Hz, 4H, ArH), 7.86 (d,  $J = 8.4$  Hz, 4H, ArH), 8.00 (dd,  $J = 7.6$  and 2.0 Hz, 2H, ArH), 8.27 (dd,  $J = 7.6$  and 2.0 Hz, 2H, ArH), 8.54 (t,  $J = 2.0$  Hz, 2H, ArH);  $^{13}\text{C}$ -NMR (100 MHz,  $\text{CDCl}_3$ ):  $\delta$  10.7, 23.6, 46.8, 122.0, 122.7, 127.8, 128.0, 129.7, 130.0, 133.0, 137.2, 140.3, 141.7, 155.2; HRMS  $m/z$  calcd for ( $\text{C}_{29}\text{H}_{23}\text{N}_5\text{O}_4 + \text{H}^+$ ): 506.1823; found: 506.1811.

*3,5-Bis(3'-aminobiphenyl-4-yl)-4-propyl-4H-1,2,4-triazole (6h)*. Beige solid in 99% yield, 0.428 g, m.p. 216–218 °C; UV ( $\text{CH}_2\text{Cl}_2$ )  $\lambda_{\text{max}}$  235.0 nm ( $\epsilon \cdot 10^{-3}$  27.0  $\text{cm}^{-1}\text{M}^{-1}$ ), 258.0 (29.2) and 282.0 (33.9); IR (ATR)  $\nu$ : 3441, 3407, 3336, 3143, 2961, 1601, 1586, 1564, 1479, 1431, 1324, 1233, 993, 893, 842, 775, 743, 714  $\text{cm}^{-1}$ ;  $^1\text{H}$ -NMR (400 MHz,  $\text{CDCl}_3$ ):  $\delta$  0.67 (t,  $J = 7.2$  Hz, 3H,  $\text{CH}_3$ ), 1.49 (sext,  $J = 7.2$  Hz, 2H,  $\text{CH}_2$ ), 3.80 (br.s, 4H,  $2 \times \text{NH}_2$ ), 4.13 (t,  $J = 7.2$  Hz, 2H,  $\text{CH}_2$ ), 6.72 (dd,  $J = 8.0$  and 2.0 Hz, 2H, ArH), 6.98 (t,  $J = 2.0$  Hz, 2H, ArH), 7.05 (dd,  $J = 8.0$  and 2.0 Hz, 2H, ArH), 7.27 (t,  $J = 8.0$  Hz, 2H, ArH), 7.72–7.74 (m, 8H, ArH);  $^{13}\text{C}$ -NMR (100 MHz,  $\text{CDCl}_3$ ):  $\delta$  10.7, 23.5, 46.6, 113.8, 114.7, 117.5, 126.6, 127.5, 129.2, 129.9, 141.2, 143.0, 146.9, 155.5; HRMS  $m/z$  calcd for ( $\text{C}_{29}\text{H}_{27}\text{N}_5 + \text{H}^+$ ): 446.2339; found: 446.2348.

*4-Propyl-3,5-bis[4-(pyridin-4-yl)phenyl]-4H-1,2,4-triazole (6i)*. Creamy solid in 90% yield, 0.376 g, m.p. 237–240 °C; UV ( $\text{CH}_2\text{Cl}_2$ )  $\lambda_{\text{max}}$  281.0 nm ( $\epsilon \cdot 10^{-3}$  36.5  $\text{cm}^{-1}\text{M}^{-1}$ ); IR (ATR)  $\nu$ : 2957, 1596, 1541, 1471, 1408, 1347, 1217, 992, 969, 859, 812, 772, 752, 737  $\text{cm}^{-1}$ ;  $^1\text{H}$ -NMR (400 MHz,  $\text{CDCl}_3$ ):  $\delta$  0.69 (t,  $J = 7.6$  Hz, 3H,  $\text{CH}_3$ ), 1.50 (sext,  $J = 7.6$  Hz, 2H,  $\text{CH}_2$ ), 4.17 (t,  $J = 7.6$  Hz, 2H,  $\text{CH}_2$ ), 7.58 (d,  $J = 6.0$  Hz, 4H, ArH), 7.81–7.84 (m, 8H, ArH), 8.73 (d,  $J = 6.0$  Hz, 4H, ArH);  $^{13}\text{C}$ -NMR (100 MHz,  $\text{CDCl}_3$ ):  $\delta$  10.7, 23.5, 46.7, 121.6, 127.6, 128.4, 129.6, 139.8, 147.1, 150.5, 155.2; HRMS  $m/z$  calcd for ( $\text{C}_{27}\text{H}_{23}\text{N}_5 + \text{H}^+$ ): 418.2026; found: 418.2022.

**4-Propyl-3,5-bis[4-(pyridin-3-yl)phenyl]-4H-1,2,4-triazole (6j).** Creamy solid in 69% yield, 0.288 g, m.p. 212–215 °C; UV (CH<sub>2</sub>Cl<sub>2</sub>) λ<sub>max</sub> 284.0 nm (ε · 10<sup>-3</sup> 40.6 cm<sup>-1</sup>M<sup>-1</sup>); IR (ATR) ν: 3035, 2965, 2875, 1470, 1426, 1414, 1383, 1339, 1025, 1001, 970, 851, 799, 749, 707 cm<sup>-1</sup>; <sup>1</sup>H-NMR (400 MHz, CDCl<sub>3</sub>): δ 0.69 (t, J = 7.6 Hz, 3H, CH<sub>3</sub>), 1.51 (sext, J = 7.6 Hz, 2H, CH<sub>2</sub>), 4.18 (t, J = 7.6 Hz, 2H, CH<sub>2</sub>), 7.42 (dd, J = 8.0 and 4.8 Hz, 2H, ArH), 7.77 (d, J = 8.4 Hz, 4H, ArH), 7.83 (d, J = 8.4 Hz, 4H, ArH), 7.95 (dt, J = 8.0 and 1.6 Hz, 2H, ArH), 8.66 (dd, J = 4.8 and 1.6 Hz, 2H, ArH), 8.93 (d, J = 1.6 Hz, 2H, ArH); <sup>13</sup>C-NMR (100 MHz, CDCl<sub>3</sub>): δ 10.7, 23.5, 46.7, 123.7, 127.5, 127.7, 129.6, 134.4, 135.5, 139.5, 148.3, 149.1, 155.2; HRMS *m/z* calcd for (C<sub>27</sub>H<sub>23</sub>N<sub>5</sub> + H<sup>+</sup>): 418.2026; found: 418.2028.

**3,5-Bis[4-(furan-2-yl)phenyl]-4-propyl-4H-1,2,4-triazole (6k).** Beige solid in 96% yield, 0.379 g, m.p. 279–281 °C; UV (CH<sub>2</sub>Cl<sub>2</sub>) λ<sub>max</sub> 311.0 nm (ε · 10<sup>-3</sup> 63.6 cm<sup>-1</sup>M<sup>-1</sup>); IR (ATR) ν: 2960, 1615, 1491, 1465, 1351, 1282, 1220, 1116, 1076, 1020, 1010, 903, 862, 839, 815, 805, 757, 735, 663 cm<sup>-1</sup>; <sup>1</sup>H-NMR (400 MHz, CDCl<sub>3</sub>): δ 0.64 (t, J = 7.6 Hz, 3H, CH<sub>3</sub>), 1.45 (sext, J = 7.6 Hz, 2H, CH<sub>2</sub>), 4.10 (t, J = 7.6 Hz, 2H, CH<sub>2</sub>), 6.53 (dd, J = 3.6 and 2.0 Hz, 2H, ArH), 6.78 (d, J = 3.6 Hz, 2H, ArH), 7.53 (d, J = 2.0 Hz, 2H, ArH), 7.71 (d, J = 8.8 Hz, 4H, ArH), 7.83 (d, J = 8.8 Hz, 4H, ArH); <sup>13</sup>C-NMR (100 MHz, CDCl<sub>3</sub>): δ 10.7, 23.4, 46.7, 106.4, 111.9, 124.1, 126.4, 129.2, 132.3, 142.8, 153.0, 155.4; HRMS *m/z* calcd for (C<sub>25</sub>H<sub>21</sub>N<sub>3</sub>O<sub>2</sub> + H<sup>+</sup>): 396.1707; found: 396.1709.

**3,5-Bis[4-(furan-3-yl)phenyl]-4-propyl-4H-1,2,4-triazole (6l).** Creamy solid in 92% yield, 0.363 g, m.p. 299–303 °C; UV (CH<sub>2</sub>Cl<sub>2</sub>) λ<sub>max</sub> 284.0 nm (ε · 10<sup>-3</sup> 35.3 cm<sup>-1</sup>M<sup>-1</sup>); IR (ATR) ν: 3141, 1507, 1471, 1351, 1162, 1115, 1055, 1015, 923, 872, 843, 785, 754, 739 cm<sup>-1</sup>; <sup>1</sup>H-NMR (400 MHz, CDCl<sub>3</sub>): δ 0.65 (t, J = 7.6 Hz, 3H, CH<sub>3</sub>), 1.46 (sext, J = 7.6 Hz, 2H, CH<sub>2</sub>), 4.10 (t, J = 7.6 Hz, 2H, CH<sub>2</sub>), 6.77 (dd, J = 2.0 and 1.2 Hz, 2H, ArH), 7.53 (d, J = 2.0 Hz, 2H, ArH), 7.65 (d, J = 8.8 Hz, 4H, ArH), 7.70 (d, J = 8.8 Hz, 4H, ArH), 7.84 (d, J = 1.2 Hz, 2H, ArH); <sup>13</sup>C-NMR (100 MHz, CDCl<sub>3</sub>): δ 10.7, 23.4, 46.6, 108.6, 125.7, 126.2, 126.3, 129.4, 134.2, 139.2, 144.1, 155.4; HRMS *m/z* calcd for (C<sub>25</sub>H<sub>21</sub>N<sub>3</sub>O<sub>2</sub> + H<sup>+</sup>): 396.1707; found: 396.1710.

**4-Propyl-3,5-bis[4-(thiophen-2-yl)phenyl]-4H-1,2,4-triazole (6m).** Grey solid in 52% yield, 0.223 g, m.p. 283–285 °C; UV (CH<sub>2</sub>Cl<sub>2</sub>) λ<sub>max</sub> 312.0 nm (ε · 10<sup>-3</sup> 36.4 cm<sup>-1</sup>M<sup>-1</sup>); IR (ATR) ν: 3091, 2959, 2873, 1469, 1427, 1398, 1352, 1260, 1216, 1193, 1116, 1093, 1013, 970, 959, 844, 819, 757, 741, 707, 694 cm<sup>-1</sup>; <sup>1</sup>H-NMR (400 MHz, CDCl<sub>3</sub>): δ 0.66 (t, J = 7.6 Hz, 3H, CH<sub>3</sub>), 1.48 (sext, J = 7.6 Hz, 2H, CH<sub>2</sub>), 4.12 (t, J = 7.6 Hz, 2H, CH<sub>2</sub>), 7.13 (dd, J = 4.8 and 3.6 Hz, 2H, ArH), 7.36 (d, J = 4.8 Hz, 2H, ArH), 7.43 (d, J = 3.6 Hz, 2H, ArH), 7.71 (d, J = 8.4 Hz, 4H, ArH), 7.78 (d, J = 8.4 Hz, 4H, ArH); <sup>13</sup>C-NMR (100 MHz, CDCl<sub>3</sub>): δ 10.7, 23.5, 46.7, 124.0, 125.8, 126.2, 126.6, 128.3, 129.4, 136.0, 143.2, 155.3; HRMS *m/z* calcd for (C<sub>25</sub>H<sub>21</sub>N<sub>3</sub>S<sub>2</sub> + H<sup>+</sup>): 428.1250; found: 428.1241.

**4-Propyl-3,5-bis[4-(thiophen-3-yl)phenyl]-4H-1,2,4-triazole (6n).** Beige solid in 90% yield, 0.385 g, m.p. 302–305 °C; UV (CH<sub>2</sub>Cl<sub>2</sub>) λ<sub>max</sub> 290.0 nm (ε · 10<sup>-3</sup> 44.8 cm<sup>-1</sup>M<sup>-1</sup>); IR (ATR) ν: 3094, 2966, 1467, 1423, 1402, 1352, 1206, 1197, 1117, 1089, 1017, 970, 871, 843, 781, 753, 743, 732, 720 cm<sup>-1</sup>; <sup>1</sup>H-NMR (400 MHz, CDCl<sub>3</sub>): δ 0.66 (t, J = 7.6 Hz, 3H, CH<sub>3</sub>), 1.48 (sext, J = 7.6 Hz, 2H, CH<sub>2</sub>), 4.13 (t, J = 7.6 Hz, 2H, CH<sub>2</sub>), 7.44 (dd, J = 5.2 and 3.2 Hz, 2H, ArH), 7.47 (dd, J = 5.2 and 1.6 Hz, 2H, ArH), 7.58 (dd, J = 3.2 and 1.6 Hz, 2H, ArH), 7.73 (d, J = 8.4 Hz, 4H, ArH), 7.78 (d, J = 8.4 Hz, 4H, ArH); <sup>13</sup>C-NMR (100 MHz, CDCl<sub>3</sub>): δ 10.7, 23.5, 46.6, 121.3, 126.1, 126.4, 126.7, 126.8, 129.4, 137.4, 141.2, 155.4; HRMS *m/z* calcd for (C<sub>25</sub>H<sub>21</sub>N<sub>3</sub>S<sub>2</sub> + H<sup>+</sup>): 428.1250; found: 428.1259.

**3,5-Bis(biphenyl-4-yl)-4-butyl-4H-1,2,4-triazole (7a).** Creamy solid in 92% yield, 0.396 g, m.p. 297–300 °C; UV (CH<sub>2</sub>Cl<sub>2</sub>) λ<sub>max</sub> 282.0 nm (ε · 10<sup>-3</sup> 41.9 cm<sup>-1</sup>M<sup>-1</sup>); IR (ATR) ν: 3034, 2953, 2926, 2859, 1472, 1447, 1423, 1384, 1211, 1121, 1098, 1005, 973, 842, 768, 753, 741, 723, 688 cm<sup>-1</sup>; <sup>1</sup>H-NMR (400 MHz, CDCl<sub>3</sub>): δ 0.69 (t, J = 7.6 Hz, 3H, CH<sub>3</sub>), 1.07 (sext, J = 7.6 Hz, 2H, CH<sub>2</sub>), 1.45 (quin, J = 7.6 Hz, 2H, CH<sub>2</sub>), 4.19 (t, J = 7.6 Hz, 2H, CH<sub>2</sub>), 7.40 (t, J = 7.2 Hz, 2H, ArH), 7.49 (t, J = 7.2 Hz, 4H, ArH), 7.67 (d, J = 7.2 Hz, 4H, ArH), 7.75–7.79 (m, 8H, ArH); <sup>13</sup>C-NMR (100 MHz, CDCl<sub>3</sub>): δ 13.2, 19.3, 32.0, 44.8, 126.6, 127.1, 127.6, 127.9, 128.9, 129.3, 140.0, 142.8, 155.4; HRMS *m/z* calcd for (C<sub>30</sub>H<sub>27</sub>N<sub>3</sub> + H<sup>+</sup>): 430.2278; found: 430.2277.

**4-Butyl-3,5-bis(2'-methylbiphenyl-4-yl)-4H-1,2,4-triazole (7b).** Grey solid in 83% yield, 0.380 g, m.p. 182–183 °C; UV (CH<sub>2</sub>Cl<sub>2</sub>) λ<sub>max</sub> 269.0 nm (ε · 10<sup>-3</sup> 32.6 cm<sup>-1</sup>M<sup>-1</sup>); IR (ATR) ν: 3051, 3015, 2963, 2926,

2859, 1470, 1460, 1421, 1383, 1355, 1326, 1109, 1008, 970, 863, 854, 840, 807, 766, 745, 734, 724  $\text{cm}^{-1}$ ;  $^1\text{H-NMR}$  (400 MHz,  $\text{CDCl}_3$ ):  $\delta$  0.70 (t,  $J = 7.2$  Hz, 3H,  $\text{CH}_3$ ), 1.10 (sext,  $J = 7.2$  Hz, 2H,  $\text{CH}_2$ ), 1.48 (quin,  $J = 7.2$  Hz, 2H,  $\text{CH}_2$ ), 2.32 (s, 6H,  $2 \times \text{CH}_3$ ), 4.21 (t,  $J = 7.2$  Hz, 2H,  $\text{CH}_2$ ), 7.28–7.31 (m, 8H, ArH), 7.50 (d,  $J = 8.4$  Hz, 4H, ArH), 7.74 (d,  $J = 8.4$  Hz, 4H, ArH);  $^{13}\text{C-NMR}$  (100 MHz,  $\text{CDCl}_3$ ):  $\delta$  13.2, 19.3, 20.4, 32.1, 44.7, 125.9, 126.3, 127.7, 128.7, 129.6, 129.8, 130.5, 135.3, 140.9, 143.8, 155.5; HRMS  $m/z$  calcd for ( $\text{C}_{32}\text{H}_{31}\text{N}_3 + \text{H}^+$ ): 458.2591; found: 458.2588.

*4-Butyl-3,5-bis(3'-methylbiphenyl-4-yl)-4H-1,2,4-triazole (7c)*. White solid in 96% yield, 0.440 g, m.p. 211–213  $^\circ\text{C}$ ; UV ( $\text{CH}_2\text{Cl}_2$ )  $\lambda_{\text{max}}$  285.0 nm ( $\epsilon \cdot 10^{-3}$  44.9  $\text{cm}^{-1}\text{M}^{-1}$ ); IR (ATR)  $\nu$ : 3020, 2960, 2872, 1607, 1466, 1416, 1340, 1262, 1111, 1094, 1039, 1019, 972, 862, 855, 845, 780, 761, 749, 608  $\text{cm}^{-1}$ ;  $^1\text{H-NMR}$  (400 MHz,  $\text{CDCl}_3$ ):  $\delta$  0.69 (t,  $J = 7.2$  Hz, 3H,  $\text{CH}_3$ ), 1.06 (sext,  $J = 7.2$  Hz, 2H,  $\text{CH}_2$ ), 1.45 (quin,  $J = 7.2$  Hz, 2H,  $\text{CH}_2$ ), 2.45 (s, 6H,  $2 \times \text{CH}_3$ ), 4.18 (t,  $J = 7.2$  Hz, 2H,  $\text{CH}_2$ ), 7.22 (d,  $J = 7.6$  Hz, 2H, ArH), 7.38 (t,  $J = 7.6$  Hz, 2H, ArH), 7.45–7.49 (m, 4H, ArH), 7.75–7.79 (m, 8H, ArH);  $^{13}\text{C-NMR}$  (100 MHz,  $\text{CDCl}_3$ ):  $\delta$  13.2, 19.3, 21.5, 32.1, 44.8, 124.3, 126.6, 127.6, 127.9, 128.7, 128.9, 129.3, 138.6, 140.0, 142.9, 155.4; HRMS  $m/z$  calcd for ( $\text{C}_{32}\text{H}_{31}\text{N}_3 + \text{H}^+$ ): 458.2591; found: 458.2592.

*4-Butyl-3,5-bis(2',6'-dimethylbiphenyl-4-yl)-4H-1,2,4-triazole (7d)*. White solid in 79% yield, 0.384 g, m.p. 269–271  $^\circ\text{C}$ ; UV ( $\text{CH}_2\text{Cl}_2$ )  $\lambda_{\text{max}}$  258.0 nm ( $\epsilon \cdot 10^{-3}$  31.1  $\text{cm}^{-1}\text{M}^{-1}$ ); IR (ATR)  $\nu$ : 3035, 2969, 1464, 851, 839, 778, 751  $\text{cm}^{-1}$ ;  $^1\text{H-NMR}$  (400 MHz,  $\text{CDCl}_3$ ):  $\delta$  0.66 (t,  $J = 7.2$  Hz, 3H,  $\text{CH}_3$ ), 1.07 (sext,  $J = 7.2$  Hz, 2H,  $\text{CH}_2$ ), 1.47 (quin,  $J = 7.2$  Hz, 2H,  $\text{CH}_2$ ), 2.07 (s, 12H,  $4 \times \text{CH}_3$ ), 4.23 (t,  $J = 7.2$  Hz, 2H,  $\text{CH}_2$ ), 7.15 (d,  $J = 7.2$  Hz, 4H, ArH), 7.19–7.23 (m, 2H, ArH), 7.34 (d,  $J = 8.4$  Hz, 4H, ArH), 7.76 (d,  $J = 8.4$  Hz, 4H, ArH);  $^{13}\text{C-NMR}$  (100 MHz,  $\text{CDCl}_3$ ):  $\delta$  13.0, 19.1, 20.8, 31.9, 44.5, 126.3, 127.4, 129.1, 129.8, 135.8, 140.8, 143.1, 155.5; HRMS  $m/z$  calcd for ( $\text{C}_{34}\text{H}_{35}\text{N}_3 + \text{H}^+$ ): 486.2904; found: 486.2901.

*4-Butyl-3,5-bis(2'-methoxybiphenyl-4-yl)-4H-1,2,4-triazole (7e)*. White solid in 85% yield, 0.417 g, m.p. 190–193  $^\circ\text{C}$ ; UV ( $\text{CH}_2\text{Cl}_2$ )  $\lambda_{\text{max}}$  272.0 nm ( $\epsilon \cdot 10^{-3}$  29.5  $\text{cm}^{-1}\text{M}^{-1}$ ) and 295.0 (28.3); IR (ATR)  $\nu$ : 2956, 2932, 2832, 1597, 1582, 1493, 1462, 1423, 1258, 1239, 1122, 1056, 1025, 1005, 974, 866, 837, 801, 756, 736  $\text{cm}^{-1}$ ;  $^1\text{H-NMR}$  (400 MHz,  $\text{CDCl}_3$ ):  $\delta$  0.71 (t,  $J = 7.6$  Hz, 3H,  $\text{CH}_3$ ), 1.10 (sext,  $J = 7.6$  Hz, 2H,  $\text{CH}_2$ ), 1.49 (quin,  $J = 7.6$  Hz, 2H,  $\text{CH}_2$ ), 3.85 (s, 6H,  $2 \times \text{OCH}_3$ ), 4.20 (t,  $J = 7.6$  Hz, 2H,  $\text{CH}_2$ ), 7.02 (d,  $J = 7.6$  Hz, 2H, ArH), 7.07 (t,  $J = 7.6$  Hz, 2H, ArH), 7.35–7.40 (m, 4H, ArH), 7.70 (d,  $J = 8.4$  Hz, 4H, ArH), 7.73 (d,  $J = 8.4$  Hz, 4H, ArH);  $^{13}\text{C-NMR}$  (100 MHz,  $\text{CDCl}_3$ ):  $\delta$  13.2, 19.4, 32.0, 44.8, 55.6, 111.5, 121.0, 126.3, 128.5, 129.2, 129.7, 130.0, 130.8, 140.3, 155.5, 156.5; HRMS  $m/z$  calcd for ( $\text{C}_{32}\text{H}_{31}\text{N}_3\text{O}_2 + \text{H}^+$ ): 490.2489; found: 490.2491.

*4-Butyl-3,5-bis(3'-methoxybiphenyl-4-yl)-4H-1,2,4-triazole (7f)*. Grey solid in 82% yield, 0.402 g, m.p. 182–184  $^\circ\text{C}$ ; UV ( $\text{CH}_2\text{Cl}_2$ )  $\lambda_{\text{max}}$  284.0 nm ( $\epsilon \cdot 10^{-3}$  33.5  $\text{cm}^{-1}\text{M}^{-1}$ ); IR (ATR)  $\nu$ : 2954, 2930, 2830, 1608, 1583, 1560, 1474, 1421, 1297, 1212, 1172, 1055, 1033, 1015, 856, 839, 779, 752, 693  $\text{cm}^{-1}$ ;  $^1\text{H-NMR}$  (400 MHz,  $\text{CDCl}_3$ ):  $\delta$  0.69 (t,  $J = 7.6$  Hz, 3H,  $\text{CH}_3$ ), 1.07 (sext,  $J = 7.6$  Hz, 2H,  $\text{CH}_2$ ), 1.45 (quin,  $J = 7.6$  Hz, 2H,  $\text{CH}_2$ ), 3.90 (s, 6H,  $2 \times \text{OCH}_3$ ), 4.19 (t,  $J = 7.6$  Hz, 2H,  $\text{CH}_2$ ), 6.95 (dd,  $J = 8.0$  and 2.4 Hz, 2H, ArH), 7.19 (t,  $J = 2.4$  Hz, 2H, ArH), 7.24–7.26 (m, 2H, ArH), 7.40 (t,  $J = 8.0$  Hz, 2H, ArH), 7.74–7.78 (m, 8H, ArH);  $^{13}\text{C-NMR}$  (100 MHz,  $\text{CDCl}_3$ ):  $\delta$  13.2, 19.3, 32.1, 44.8, 55.4, 112.9, 113.3, 119.6, 126.8, 127.6, 129.3, 130.0, 141.5, 142.6, 155.4, 160.1; HRMS  $m/z$  calcd for ( $\text{C}_{32}\text{H}_{31}\text{N}_3\text{O}_2 + \text{H}^+$ ): 490.2489; found: 490.2492.

*4-Butyl-3,5-bis(3'-nitrobiphenyl-4-yl)-4H-1,2,4-triazole (7g)*. Creamy solid in 91% yield, 0.473 g, m.p. 252–253  $^\circ\text{C}$ ; UV ( $\text{CH}_2\text{Cl}_2$ )  $\lambda_{\text{max}}$  276.0 nm ( $\epsilon \cdot 10^{-3}$  46.9  $\text{cm}^{-1}\text{M}^{-1}$ ); IR (ATR)  $\nu$ : 3099, 2926, 2861, 1522, 1490, 1467, 1347, 1292, 1102, 1018, 973, 876, 850, 832, 799, 780, 740, 724, 704  $\text{cm}^{-1}$ ;  $^1\text{H-NMR}$  (400 MHz,  $\text{CDCl}_3$ ):  $\delta$  0.71 (t,  $J = 7.6$  Hz, 3H,  $\text{CH}_3$ ), 1.09 (sext,  $J = 7.6$  Hz, 2H,  $\text{CH}_2$ ), 1.47 (quin,  $J = 7.6$  Hz, 2H,  $\text{CH}_2$ ), 4.22 (t,  $J = 7.6$  Hz, 2H,  $\text{CH}_2$ ), 7.68 (t,  $J = 8.0$  Hz, 2H, ArH), 7.82 (d,  $J = 8.4$  Hz, 4H, ArH), 7.86 (d,  $J = 8.4$  Hz, 4H, ArH), 8.00 (dd,  $J = 8.0$  and 2.0 Hz, 2H, ArH), 8.27 (dd,  $J = 8.0$  and 2.0 Hz, 2H, ArH), 8.54 (t,  $J = 2.0$  Hz, 2H, ArH);  $^{13}\text{C-NMR}$  (100 MHz,  $\text{CDCl}_3$ ):  $\delta$  13.2, 19.3, 32.1, 45.0, 122.0, 122.7, 127.7, 128.0, 129.7, 130.0, 133.0, 140.3, 141.7, 148.9, 155.1; HRMS  $m/z$  calcd for ( $\text{C}_{30}\text{H}_{25}\text{N}_5\text{O}_4 + \text{H}^+$ ): 520.1979; found: 520.1967.

**3,5-Bis(3'-aminobiphenyl-4-yl)-4-butyl-4H-1,2,4-triazole (7h).** Beige solid in 98% yield, 0.451 g, m.p. 244–246 °C; UV (CH<sub>2</sub>Cl<sub>2</sub>) λ<sub>max</sub> 232.0 nm (ε · 10<sup>-3</sup> 27.7 cm<sup>-1</sup>M<sup>-1</sup>), 258.0 (29.6) and 281.0 (34.1); IR (ATR) ν: 3428, 3348, 2955, 2926, 2871, 1619, 1601, 1588, 1472, 1449, 1422, 1318, 1229, 1172, 973, 836, 777, 755, 744, 665 cm<sup>-1</sup>; <sup>1</sup>H-NMR (400 MHz, CDCl<sub>3</sub>): δ 0.68 (t, *J* = 7.2 Hz, 3H, CH<sub>3</sub>), 1.05 (sext, *J* = 7.2 Hz, 2H, CH<sub>2</sub>), 1.43 (quin, *J* = 7.2 Hz, 2H, CH<sub>2</sub>), 3.81 (br.s, 4H, 2 × NH<sub>2</sub>), 4.17 (t, *J* = 7.2 Hz, 2H, CH<sub>2</sub>), 6.72 (dd, *J* = 8.0 and 2.0 Hz, 2H, ArH), 6.98 (t, *J* = 2.0 Hz, 2H, ArH), 7.05 (dd, *J* = 8.0 and 2.0 Hz, 2H, ArH), 7.26 (t, *J* = 8.0 Hz, 2H, ArH), 7.71–7.75 (m, 8H, ArH); <sup>13</sup>C-NMR (100 MHz, CDCl<sub>3</sub>): δ 13.2, 19.3, 32.0, 44.8, 113.7, 114.7, 117.5, 126.6, 127.5, 129.2, 129.9, 141.2, 143.0, 147.0, 155.4; HRMS *m/z* calcd for (C<sub>30</sub>H<sub>29</sub>N<sub>5</sub> + H<sup>+</sup>): 460.2496; found: 460.2479.

**4-Butyl-3,5-bis[4-(pyridin-4-yl)phenyl]-4H-1,2,4-triazole (7i).** Creamy solid in 92% yield, 0.397 g, m.p. 258–259 °C; UV (CH<sub>2</sub>Cl<sub>2</sub>) λ<sub>max</sub> 281.0 nm (ε · 10<sup>-3</sup> 33.7 cm<sup>-1</sup>M<sup>-1</sup>); IR (ATR) ν: 2963, 1595, 1540, 1471, 1407, 1217, 971, 857, 811, 771, 757, 736 cm<sup>-1</sup>; <sup>1</sup>H-NMR (400 MHz, CDCl<sub>3</sub>): δ 0.70 (t, *J* = 7.6 Hz, 3H, CH<sub>3</sub>), 1.07 (sext, *J* = 7.6 Hz, 2H, CH<sub>2</sub>), 1.45 (quin, *J* = 7.6 Hz, 2H, CH<sub>2</sub>), 4.21 (t, *J* = 7.6 Hz, 2H, CH<sub>2</sub>), 7.58 (d, *J* = 6.0 Hz, 4H, ArH), 7.81–7.85 (m, 8H, ArH), 8.73 (d, *J* = 6.0 Hz, 4H, ArH); <sup>13</sup>C-NMR (100 MHz, CDCl<sub>3</sub>): δ 13.2, 19.3, 32.1, 44.9, 121.6, 127.6, 128.4, 129.6, 139.8, 147.1, 150.5, 155.1; HRMS *m/z* calcd for (C<sub>28</sub>H<sub>25</sub>N<sub>5</sub> + H<sup>+</sup>): 432.2183; found: 432.2180.

**4-Butyl-3,5-bis[4-(pyridin-3-yl)phenyl]-4H-1,2,4-triazole (7j).** White solid in 74% yield, 0.320 g, m.p. 207–209 °C; UV (CH<sub>2</sub>Cl<sub>2</sub>) λ<sub>max</sub> 285.0 nm (ε · 10<sup>-3</sup> 40.4 cm<sup>-1</sup>M<sup>-1</sup>); IR (ATR) ν: 3033, 2929, 2870, 1575, 1468, 1428, 1413, 1386, 1024, 1000, 972, 853, 803, 774, 746, 710 cm<sup>-1</sup>; <sup>1</sup>H-NMR (400 MHz, CDCl<sub>3</sub>): δ 0.70 (t, *J* = 7.2 Hz, 3H, CH<sub>3</sub>), 1.08 (sext, *J* = 7.2 Hz, 2H, CH<sub>2</sub>), 1.46 (quin, *J* = 7.2 Hz, 2H, CH<sub>2</sub>), 4.21 (t, *J* = 7.2 Hz, 2H, CH<sub>2</sub>), 7.42 (dd, *J* = 7.6 and 4.8 Hz, 2H, ArH), 7.78 (d, *J* = 8.4 Hz, 4H, ArH), 7.84 (d, *J* = 8.4 Hz, 4H, ArH), 7.95 (dt, *J* = 7.6 and 1.6 Hz, 2H, ArH), 8.66 (dd, *J* = 4.8 and 1.6 Hz, 2H, ArH), 8.93 (d, *J* = 1.6 Hz, 2H, ArH); <sup>13</sup>C-NMR (100 MHz, CDCl<sub>3</sub>): δ 13.2, 19.3, 32.1, 44.9, 123.7, 127.5, 127.6, 129.6, 134.4, 135.5, 139.5, 148.3, 149.1, 155.2; HRMS *m/z* calcd for (C<sub>28</sub>H<sub>25</sub>N<sub>5</sub> + H<sup>+</sup>): 432.2183; found: 432.2181.

**4-Butyl-3,5-bis[4-(furan-2-yl)phenyl]-4H-1,2,4-triazole (7k).** Creamy solid in 75% yield, 0.307 g, m.p. 264–267 °C; UV (CH<sub>2</sub>Cl<sub>2</sub>) λ<sub>max</sub> 310.0 nm (ε · 10<sup>-3</sup> 43.6 cm<sup>-1</sup>M<sup>-1</sup>); IR (ATR) ν: 2956, 2926, 2871, 1615, 1491, 1471, 1220, 1189, 1157, 1115, 1008, 972, 904, 884, 848, 805, 773, 735, 702 cm<sup>-1</sup>; <sup>1</sup>H-NMR (400 MHz, CDCl<sub>3</sub>): δ 0.66 (t, *J* = 7.6 Hz, 3H, CH<sub>3</sub>), 1.03 (sext, *J* = 7.6 Hz, 2H, CH<sub>2</sub>), 1.40 (quin, *J* = 7.6 Hz, 2H, CH<sub>2</sub>), 4.14 (t, *J* = 7.6 Hz, 2H, CH<sub>2</sub>), 6.53 (dd, *J* = 3.2 and 1.6 Hz, 2H, ArH), 6.78 (d, *J* = 3.2 Hz, 2H, ArH), 7.53 (d, *J* = 1.6 Hz, 2H, ArH), 7.71 (d, *J* = 8.4 Hz, 4H, ArH), 7.83 (d, *J* = 8.4 Hz, 4H, ArH); <sup>13</sup>C-NMR (100 MHz, CDCl<sub>3</sub>): δ 13.2, 19.3, 32.0, 44.8, 106.4, 111.9, 124.1, 126.4, 129.2, 132.3, 142.8, 153.0, 155.4; HRMS *m/z* calcd for (C<sub>26</sub>H<sub>23</sub>N<sub>3</sub>O<sub>2</sub> + H<sup>+</sup>): 410.1863; found: 410.1866.

**4-Butyl-3,5-bis[4-(furan-3-yl)phenyl]-4H-1,2,4-triazole (7l).** Yellow solid in 94% yield, 0.384 g, m.p. 274–277 °C; UV (CH<sub>2</sub>Cl<sub>2</sub>) λ<sub>max</sub> 285.0 nm (ε · 10<sup>-3</sup> 37.3 cm<sup>-1</sup>M<sup>-1</sup>); IR (ATR) ν: 3134, 2960, 1507, 1469, 1194, 1162, 1115, 1094, 1054, 1015, 975, 923, 873, 842, 785, 749 cm<sup>-1</sup>; <sup>1</sup>H-NMR (400 MHz, CDCl<sub>3</sub>): δ 0.67 (t, *J* = 7.6 Hz, 3H, CH<sub>3</sub>), 1.04 (sext, *J* = 7.6 Hz, 2H, CH<sub>2</sub>), 1.41 (quin, *J* = 7.6 Hz, 2H, CH<sub>2</sub>), 4.14 (t, *J* = 7.6 Hz, 2H, CH<sub>2</sub>), 6.77 (d, *J* = 1.6 Hz, 2H, ArH), 7.53 (d, *J* = 1.6 Hz, 2H, ArH), 7.65 (d, *J* = 8.8 Hz, 4H, ArH), 7.71 (d, *J* = 8.8 Hz, 4H, ArH), 7.83 (s, 2H, ArH); <sup>13</sup>C-NMR (100 MHz, CDCl<sub>3</sub>): δ 13.2, 19.3, 32.0, 44.8, 108.6, 125.7, 126.2, 126.3, 129.4, 134.2, 139.2, 144.0, 155.4; HRMS *m/z* calcd for (C<sub>26</sub>H<sub>23</sub>N<sub>3</sub>O<sub>2</sub> + H<sup>+</sup>): 410.1863; found: 410.1867.

**4-Butyl-3,5-bis[4-(thiophen-2-yl)phenyl]-4H-1,2,4-triazole (7m).** Grey solid in 49% yield, 0.216 g, m.p. 289–292 °C; UV (CH<sub>2</sub>Cl<sub>2</sub>) λ<sub>max</sub> 312.0 nm (ε · 10<sup>-3</sup> 37.4 cm<sup>-1</sup>M<sup>-1</sup>); IR (ATR) ν: 2955, 1472, 1426, 1400, 1215, 1193, 1115, 1099, 974, 844, 819, 742, 695 cm<sup>-1</sup>; <sup>1</sup>H-NMR (400 MHz, CDCl<sub>3</sub>): δ 0.68 (t, *J* = 7.6 Hz, 3H, CH<sub>3</sub>), 1.05 (sext, *J* = 7.6 Hz, 2H, CH<sub>2</sub>), 1.43 (quin, *J* = 7.6 Hz, 2H, CH<sub>2</sub>), 4.15 (t, *J* = 7.6 Hz, 2H, CH<sub>2</sub>), 7.13 (dd, *J* = 4.8 and 3.6 Hz, 2H, ArH), 7.36 (d, *J* = 4.8 Hz, 2H, ArH), 7.43 (d, *J* = 3.6 Hz, 2H, ArH), 7.70 (d, *J* = 8.4 Hz, 4H, ArH), 7.78 (d, *J* = 8.4 Hz, 4H, ArH); <sup>13</sup>C-NMR (100 MHz, CDCl<sub>3</sub>): δ 13.2, 19.3, 32.0,

44.9, 124.0, 125.8, 126.2, 126.6, 128.3, 129.4, 136.0, 143.2, 155.3; HRMS  $m/z$  calcd for ( $C_{26}H_{23}N_3S_2 + H^+$ ): 442.1406; found: 442.1412.

**4-Butyl-3,5-bis[4-(thiophen-3-yl)phenyl]-4H-1,2,4-triazole (7n).** Beige solid in 77% yield, 0.342 g, m.p. 288–290 °C; UV ( $CH_2Cl_2$ )  $\lambda_{max}$  289.0 nm ( $\epsilon \cdot 10^{-3}$  37.4  $cm^{-1}M^{-1}$ ); IR (ATR)  $\nu$ : 3067, 2955, 2872, 1470, 1428, 1363, 1196, 1094, 1014, 973, 867, 841, 782, 746, 688  $cm^{-1}$ ;  $^1H$ -NMR (400 MHz,  $CDCl_3$ ):  $\delta$  0.68 (t,  $J = 7.6$  Hz, 3H,  $CH_3$ ), 1.04 (sext,  $J = 7.6$  Hz, 2H,  $CH_2$ ), 1.41 (quin,  $J = 7.6$  Hz, 2H,  $CH_2$ ), 4.13 (t,  $J = 7.6$  Hz, 2H,  $CH_2$ ), 7.43–7.47 (m, 2H, ArH), 7.56–7.59 (m, 2H, ArH), 7.68–7.78 (m, 10H, ArH);  $^{13}C$ -NMR (100 MHz,  $CDCl_3$ ):  $\delta$  13.2, 19.3, 32.0, 44.8, 121.4, 126.1, 126.2, 126.7, 126.8, 129.4, 132.3, 141.2, 154.6; HRMS  $m/z$  calcd for ( $C_{26}H_{23}N_3S_2 + H^+$ ): 442.1406; found: 442.1397.

**3,5-Bis(biphenyl-4-yl)-4-hexyl-4H-1,2,4-triazole (8a).** White solid in 92% yield, 0.421 g, m.p. 240–242 °C; UV ( $CH_2Cl_2$ )  $\lambda_{max}$  282.0 nm ( $\epsilon \cdot 10^{-3}$  45.4  $cm^{-1}M^{-1}$ ); IR (ATR)  $\nu$ : 3028, 2926, 2855, 1474, 1444, 1429, 1379, 1072, 1007, 967, 858, 847, 835, 767, 738, 695  $cm^{-1}$ ;  $^1H$ -NMR (400 MHz,  $CDCl_3$ ):  $\delta$  0.73 (t,  $J = 7.6$  Hz, 3H,  $CH_3$ ), 1.00–1.11 (m, 6H,  $3 \times CH_2$ ), 1.46 (quin,  $J = 7.6$  Hz, 2H,  $CH_2$ ), 4.18 (t,  $J = 7.6$  Hz, 2H,  $CH_2$ ), 7.40 (t,  $J = 7.2$  Hz, 2H, ArH), 7.49 (t,  $J = 7.2$  Hz, 4H, ArH), 7.67 (d,  $J = 7.2$  Hz, 4H, ArH), 7.75–7.79 (m, 8H, ArH);  $^{13}C$ -NMR (100 MHz,  $CDCl_3$ ):  $\delta$  13.8, 22.2, 25.7, 29.9, 30.7, 45.0, 126.7, 127.1, 127.6, 127.9, 128.9, 129.3, 140.1, 142.8, 155.4; HRMS  $m/z$  calcd for ( $C_{32}H_{31}N_3 + H^+$ ): 458.2591; found: 458.2588.

**4-Hexyl-3,5-bis(2'-methylbiphenyl-4-yl)-4H-1,2,4-triazole (8b).** White solid in 72% yield, 0.350 g, m.p. 185–186 °C; UV ( $CH_2Cl_2$ )  $\lambda_{max}$  269.0 nm ( $\epsilon \cdot 10^{-3}$  31.5  $cm^{-1}M^{-1}$ ); IR (ATR)  $\nu$ : 3022, 2955, 2929, 2857, 1470, 1425, 1378, 1261, 1099, 1007, 966, 840, 766, 743, 723  $cm^{-1}$ ;  $^1H$ -NMR (400 MHz,  $CDCl_3$ ):  $\delta$  0.75 (t,  $J = 7.2$  Hz, 3H,  $CH_3$ ), 1.01–1.13 (m, 6H,  $3 \times CH_2$ ), 1.49 (quin,  $J = 7.2$  Hz, 2H,  $CH_2$ ), 2.32 (s, 6H,  $2 \times CH_3$ ), 4.20 (t,  $J = 7.6$  Hz, 2H,  $CH_2$ ), 7.27–7.32 (m, 8H, ArH), 7.50 (d,  $J = 8.4$  Hz, 4H, ArH), 7.75 (d,  $J = 8.4$  Hz, 4H, ArH);  $^{13}C$ -NMR (100 MHz,  $CDCl_3$ ):  $\delta$  13.8, 20.4, 22.1, 25.6, 29.9, 30.7, 44.9, 125.9, 126.3, 127.7, 128.7, 129.6, 129.8, 130.5, 135.3, 140.9, 143.8, 155.5; HRMS  $m/z$  calcd for ( $C_{34}H_{35}N_3 + H^+$ ): 486.2904; found: 486.2905.

**4-Hexyl-3,5-bis(3'-methylbiphenyl-4-yl)-4H-1,2,4-triazole (8c).** White solid in 91% yield, 0.442 g, m.p. 217–218 °C; UV ( $CH_2Cl_2$ )  $\lambda_{max}$  284.0 nm ( $\epsilon \cdot 10^{-3}$  40.3  $cm^{-1}M^{-1}$ ); IR (ATR)  $\nu$ : 3017, 2929, 2863, 1607, 1468, 1416, 1380, 1338, 1112, 1017, 968, 855, 843, 754, 691  $cm^{-1}$ ;  $^1H$ -NMR (400 MHz,  $CDCl_3$ ):  $\delta$  0.73 (t,  $J = 7.2$  Hz, 3H,  $CH_3$ ), 1.01–1.11 (m, 6H,  $3 \times CH_2$ ), 1.45 (quin,  $J = 7.2$  Hz, 2H,  $CH_2$ ), 2.45 (s, 6H,  $2 \times CH_3$ ), 4.17 (t,  $J = 7.6$  Hz, 2H,  $CH_2$ ), 7.22 (d,  $J = 7.6$  Hz, 2H, ArH), 7.37 (t,  $J = 7.6$  Hz, 2H, ArH), 7.45–7.48 (m, 4H, ArH), 7.74–7.77 (m, 8H, ArH);  $^{13}C$ -NMR (100 MHz,  $CDCl_3$ ):  $\delta$  13.8, 21.5, 22.2, 25.7, 29.9, 30.7, 45.0, 124.2, 126.6, 127.6, 127.9, 128.7, 128.8, 129.2, 138.6, 140.1, 142.9, 155.4; HRMS  $m/z$  calcd for ( $C_{34}H_{35}N_3 + H^+$ ): 486.2904; found: 486.2902.

**4-Hexyl-3,5-bis(2',6'-dimethylbiphenyl-4-yl)-4H-1,2,4-triazole (8d).** White solid in 93% yield, 0.478 g, m.p. 200–202 °C; UV ( $CH_2Cl_2$ )  $\lambda_{max}$  259.0 nm ( $\epsilon \cdot 10^{-3}$  26.8  $cm^{-1}M^{-1}$ ); IR (ATR)  $\nu$ : 3014, 2954, 2930, 2855, 1464, 1418, 1380, 1260, 1096, 1005, 969, 852, 839, 770, 737  $cm^{-1}$ ;  $^1H$ -NMR (400 MHz,  $CDCl_3$ ):  $\delta$  0.75 (t,  $J = 7.2$  Hz, 3H,  $CH_3$ ), 1.00–1.13 (m, 6H,  $3 \times CH_2$ ), 1.48 (quin,  $J = 7.2$  Hz, 2H,  $CH_2$ ), 2.07 (s, 12H,  $4 \times CH_3$ ), 4.22 (t,  $J = 7.6$  Hz, 2H,  $CH_2$ ), 7.14 (d,  $J = 7.2$  Hz, 4H, ArH), 7.19–7.23 (m, 2H, ArH), 7.34 (d,  $J = 8.4$  Hz, 4H, ArH), 7.77 (d,  $J = 8.4$  Hz, 4H, ArH);  $^{13}C$ -NMR (100 MHz,  $CDCl_3$ ):  $\delta$  13.7, 20.8, 22.1, 25.6, 29.7, 30.6, 44.9, 115.6, 126.3, 127.4, 129.1, 129.8, 135.8, 140.8, 143.1, 155.6; HRMS  $m/z$  calcd for ( $C_{36}H_{39}N_3 + H^+$ ): 514.3217; found: 514.3217.

**4-Hexyl-3,5-bis(2'-methoxybiphenyl-4-yl)-4H-1,2,4-triazole (8e).** Creamy solid in 88% yield, 0.456 g, m.p. 171–172 °C; UV ( $CH_2Cl_2$ )  $\lambda_{max}$  273.0 nm ( $\epsilon \cdot 10^{-3}$  28.1  $cm^{-1}M^{-1}$ ) and 296.0 (28.8); IR (ATR)  $\nu$ : 3049, 2953, 2860, 1599, 1494, 1467, 1433, 1421, 1257, 1235, 1179, 1125, 1112, 1029, 1016, 1005, 861, 841, 801, 748, 737, 721  $cm^{-1}$ ;  $^1H$ -NMR (400 MHz,  $CDCl_3$ ):  $\delta$  0.76 (t,  $J = 7.2$  Hz, 3H,  $CH_3$ ), 1.02–1.13 (m, 6H,  $3 \times CH_2$ ), 1.50 (quin,  $J = 7.2$  Hz, 2H,  $CH_2$ ), 3.85 (s, 6H,  $2 \times OCH_3$ ), 4.20 (t,  $J = 7.6$  Hz, 2H,  $CH_2$ ), 7.03 (d,  $J = 8.4$  Hz, 2H, ArH), 7.07 (t,  $J = 7.6$  Hz, 2H, ArH), 7.34–7.40 (m, 4H, ArH), 7.70 (d,  $J = 8.4$  Hz, 4H, ArH), 7.73 (d,  $J = 8.4$  Hz, 4H, ArH);  $^{13}C$ -NMR (100 MHz,  $CDCl_3$ ):  $\delta$  13.8, 22.2, 25.7, 30.0, 30.7, 44.9, 55.6, 111.5,



121.0, 126.3, 128.5, 129.2, 129.7, 130.0, 130.8, 140.3, 155.5, 156.5; HRMS  $m/z$  calcd for ( $C_{34}H_{35}N_3O_2 + H^+$ ): 518.2802; found: 518.2800.

**4-Hexyl-3,5-bis(3'-methoxybiphenyl-4-yl)-4H-1,2,4-triazole (8f).** White solid in 83% yield, 0.430 g, m.p. 182–184 °C; UV ( $CH_2Cl_2$ )  $\lambda_{max}$  284.0 nm ( $\epsilon \cdot 10^{-3}$  33.6  $cm^{-1}M^{-1}$ ); IR (ATR)  $\nu$ : 3036, 2954, 2931, 2853, 1599, 1590, 1476, 1461, 1428, 1414, 1323, 1300, 1221, 1177, 1049, 1035, 1022, 861, 834, 788, 747  $cm^{-1}$ ;  $^1H$ -NMR (400 MHz,  $CDCl_3$ ):  $\delta$  0.73 (t,  $J = 7.2$  Hz, 3H,  $CH_3$ ), 1.01–1.10 (m, 6H,  $3 \times CH_2$ ), 1.46 (quin,  $J = 7.2$  Hz, 2H,  $CH_2$ ), 3.90 (s, 6H,  $2 \times OCH_3$ ), 4.18 (t,  $J = 7.2$  Hz, 2H,  $CH_2$ ), 6.95 (dd,  $J = 8.0$  and 2.4 Hz, 2H, ArH), 7.19 (d,  $J = 2.4$  Hz, 2H, ArH), 7.23–7.27 (m, 2H, ArH), 7.40 (t,  $J = 8.0$  Hz, 2H, ArH), 7.74–7.78 (m, 8H, ArH);  $^{13}C$ -NMR (100 MHz,  $CDCl_3$ ):  $\delta$  13.8, 22.2, 25.7, 29.9, 30.7, 45.0, 55.4, 113.0, 113.3, 119.6, 126.9, 127.6, 129.3, 130.0, 141.6, 142.6, 155.4, 160.1; HRMS  $m/z$  calcd for ( $C_{34}H_{35}N_3O_2 + H^+$ ): 518.2802; found: 518.2801.

**4-Hexyl-3,5-bis(3'-nitrobiphenyl-4-yl)-4H-1,2,4-triazole (8g).** Creamy solid in 85% yield, 0.466 g, m.p. 223–225 °C; UV ( $CH_2Cl_2$ )  $\lambda_{max}$  276.0 nm ( $\epsilon \cdot 10^{-3}$  48.3  $cm^{-1}M^{-1}$ ); IR (ATR)  $\nu$ : 3086, 2927, 2857, 1522, 1472, 1344, 1294, 1105, 1085, 968, 877, 843, 813, 778, 730, 702, 684  $cm^{-1}$ ;  $^1H$ -NMR (400 MHz,  $CDCl_3$ ):  $\delta$  0.74 (t,  $J = 7.2$  Hz, 3H,  $CH_3$ ), 1.01–1.13 (m, 6H,  $3 \times CH_2$ ), 1.47 (quin,  $J = 7.6$  Hz, 2H,  $CH_2$ ), 4.21 (t,  $J = 7.6$  Hz, 2H,  $CH_2$ ), 7.68 (t,  $J = 7.6$  Hz, 2H, ArH), 7.82 (d,  $J = 8.4$  Hz, 4H, ArH), 7.86 (d,  $J = 8.4$  Hz, 4H, ArH), 8.00 (dd,  $J = 7.6$  and 2.0 Hz, 2H, ArH), 8.27 (dd,  $J = 7.6$  and 2.0 Hz, 2H, ArH), 8.53 (t,  $J = 2.0$  Hz, 2H, ArH);  $^{13}C$ -NMR (100 MHz,  $CDCl_3$ ):  $\delta$  13.8, 22.2, 25.7, 30.0, 30.7, 45.1, 122.0, 122.7, 127.7, 128.0, 129.7, 130.0, 133.0, 140.3, 141.7, 148.8, 155.1; HRMS  $m/z$  calcd for ( $C_{32}H_{29}N_5O_4 + H^+$ ): 548.2292; found: 548.2299.

**3,5-Bis(3'-aminobiphenyl-4-yl)-4-hexyl-4H-1,2,4-triazole (8h).** Beige solid in 78% yield, 0.381 g, m.p. 181–183 °C; UV ( $CH_2Cl_2$ )  $\lambda_{max}$  233.0 nm ( $\epsilon \cdot 10^{-3}$  30.3  $cm^{-1}M^{-1}$ ), 258.0 (32.8) and 281.0 (37.7); IR (ATR)  $\nu$ : 3442, 3369, 3200, 3034, 2956, 2926, 2856, 1617, 1601, 1586, 1562, 1474, 1427, 1321, 1227, 1166, 993, 888, 835, 780, 746, 722  $cm^{-1}$ ;  $^1H$ -NMR (400 MHz,  $CDCl_3$ ):  $\delta$  0.73 (t,  $J = 7.2$  Hz, 3H,  $CH_3$ ), 0.98–1.10 (m, 6H,  $3 \times CH_2$ ), 1.44 (quin,  $J = 7.2$  Hz, 2H,  $CH_2$ ), 3.78 (br.s, 4H,  $2 \times NH_2$ ), 4.16 (t,  $J = 7.6$  Hz, 2H,  $CH_2$ ), 6.73 (dd,  $J = 7.6$  and 2.0 Hz, 2H, ArH), 6.98 (t,  $J = 2.0$  Hz, 2H, ArH), 7.05 (dd,  $J = 7.6$  and 2.0 Hz, 2H, ArH), 7.26 (t,  $J = 7.6$  Hz, 2H, ArH), 7.72–7.74 (m, 8H, ArH);  $^{13}C$ -NMR (100 MHz,  $CDCl_3$ ):  $\delta$  13.8, 22.2, 25.6, 29.9, 30.7, 45.0, 113.7, 114.7, 117.5, 126.6, 127.5, 129.2, 129.9, 141.2, 143.0, 146.9, 155.4; HRMS  $m/z$  calcd for ( $C_{32}H_{33}N_5 + H^+$ ): 488.2809; found: 488.2817.

**4-Hexyl-3,5-bis[4-(pyridin-4-yl)phenyl]-4H-1,2,4-triazole (8i).** White solid in 86% yield, 0.396 g, m.p. 205–207 °C; UV ( $CH_2Cl_2$ )  $\lambda_{max}$  281.0 nm ( $\epsilon \cdot 10^{-3}$  46.6  $cm^{-1}M^{-1}$ ); IR (ATR)  $\nu$ : 2924, 2855, 1595, 1540, 1471, 1408, 1216, 993, 967, 857, 812, 771, 753, 737, 667  $cm^{-1}$ ;  $^1H$ -NMR (400 MHz,  $CDCl_3$ ):  $\delta$  0.73 (t,  $J = 7.2$  Hz, 3H,  $CH_3$ ), 0.99–1.11 (m, 6H,  $3 \times CH_2$ ), 1.46 (quin,  $J = 7.2$  Hz, 2H,  $CH_2$ ), 4.20 (t,  $J = 7.2$  Hz, 2H,  $CH_2$ ), 7.58 (d,  $J = 6.0$  Hz, 4H, ArH), 7.82–7.85 (m, 8H, ArH), 8.73 (d,  $J = 6.0$  Hz, 4H, ArH);  $^{13}C$ -NMR (100 MHz,  $CDCl_3$ ):  $\delta$  13.8, 22.1, 25.6, 29.9, 30.7, 45.1, 121.6, 127.6, 128.4, 129.6, 139.8, 147.1, 150.5, 155.1; HRMS  $m/z$  calcd for ( $C_{30}H_{29}N_5 + H^+$ ): 460.2496; found: 460.2499.

**4-Hexyl-3,5-bis[4-(pyridin-3-yl)phenyl]-4H-1,2,4-triazole (8j).** Creamy solid in 83% yield, 0.382 g, m.p. 198–199 °C; UV ( $CH_2Cl_2$ )  $\lambda_{max}$  284.0 nm ( $\epsilon \cdot 10^{-3}$  41.6  $cm^{-1}M^{-1}$ ); IR (ATR)  $\nu$ : 2927, 2855, 1574, 1469, 1415, 1380, 1102, 1026, 1001, 967, 849, 839, 804, 751, 709  $cm^{-1}$ ;  $^1H$ -NMR (400 MHz,  $CDCl_3$ ):  $\delta$  0.73 (t,  $J = 7.2$  Hz, 3H,  $CH_3$ ), 1.00–1.11 (m, 6H,  $3 \times CH_2$ ), 1.47 (quin,  $J = 7.2$  Hz, 2H,  $CH_2$ ), 4.20 (t,  $J = 7.2$  Hz, 2H,  $CH_2$ ), 7.42 (dd,  $J = 8.0$  and 4.8 Hz, 2H, ArH), 7.78 (d,  $J = 8.4$  Hz, 4H, ArH), 7.83 (d,  $J = 8.4$  Hz, 4H, ArH), 7.96 (dt,  $J = 8.0$  and 1.6 Hz, 2H, ArH), 8.66 (dd,  $J = 4.8$  and 1.6 Hz, 2H, ArH), 8.94 (d,  $J = 1.6$  Hz, 2H, ArH);  $^{13}C$ -NMR (100 MHz,  $CDCl_3$ ):  $\delta$  13.8, 22.2, 25.7, 29.9, 30.7, 45.1, 123.7, 127.5, 127.7, 129.6, 134.4, 135.5, 139.5, 148.3, 149.1, 155.2; HRMS  $m/z$  calcd for ( $C_{30}H_{29}N_5 + H^+$ ): 460.2496; found: 460.2497.

**3,5-Bis[4-(furan-2-yl)phenyl]-4-hexyl-4H-1,2,4-triazole (8k).** Creamy solid in 89% yield, 0.390 g, m.p. 199–202 °C; UV ( $CH_2Cl_2$ )  $\lambda_{max}$  310.0 nm ( $\epsilon \cdot 10^{-3}$  37.8  $cm^{-1}M^{-1}$ ); IR (ATR)  $\nu$ : 2933, 1687, 1611, 1473, 1374, 1259, 1180, 1092, 1009, 903, 844, 800, 731, 664  $cm^{-1}$ ;  $^1H$ -NMR (400 MHz,  $CDCl_3$ ):  $\delta$  0.72 (t,  $J = 7.2$  Hz, 3H,  $CH_3$ ), 0.97–1.10 (m, 6H,  $3 \times CH_2$ ), 1.41 (quin,  $J = 7.2$  Hz, 2H,  $CH_2$ ), 4.13 (t,  $J = 7.6$  Hz, 2H,  $CH_2$ ), 6.53 (dd,  $J = 3.6$  and 2.0 Hz, 2H, ArH), 6.78 (d,  $J = 3.6$  Hz, 2H, ArH), 7.53 (d,  $J = 2.0$  Hz, 2H,

ArH), 7.70 (d,  $J = 8.8$  Hz, 4H, ArH), 7.83 (d,  $J = 8.8$  Hz, 4H, ArH);  $^{13}\text{C-NMR}$  (100 MHz,  $\text{CDCl}_3$ ):  $\delta$  13.7, 22.2, 25.7, 29.8, 30.7, 45.0, 106.4, 111.9, 124.1, 126.3, 129.2, 132.3, 142.8, 153.0, 155.3; HRMS  $m/z$  calcd for ( $\text{C}_{28}\text{H}_{27}\text{N}_3\text{O}_2 + \text{H}^+$ ): 438.2176; found: 438.2175.

**3,5-Bis[4-(furan-3-yl)phenyl]-4-hexyl-4H-1,2,4-triazole (8l).** Yellow solid in 69% yield, 0.302 g, m.p. 175–178 °C; UV ( $\text{CH}_2\text{Cl}_2$ )  $\lambda_{\text{max}}$  284.0 nm ( $\epsilon \cdot 10^{-3}$  17.8  $\text{cm}^{-1}\text{M}^{-1}$ ); IR (ATR)  $\nu$ : 3093, 2933, 2864, 1740, 1615, 1475, 1429, 1261, 1164, 1116, 1055, 1015, 957, 922, 873, 839, 785, 750, 723, 695  $\text{cm}^{-1}$ ;  $^1\text{H-NMR}$  (400 MHz,  $\text{CDCl}_3$ ):  $\delta$  0.73 (t,  $J = 7.2$  Hz, 3H,  $\text{CH}_3$ ), 0.97–1.10 (m, 6H,  $3 \times \text{CH}_2$ ), 1.41 (quin,  $J = 7.2$  Hz, 2H,  $\text{CH}_2$ ), 4.13 (t,  $J = 7.6$  Hz, 2H,  $\text{CH}_2$ ), 6.77 (dd,  $J = 2.0$  and 1.2 Hz, 2H, ArH), 7.53 (d,  $J = 2.0$  Hz, 2H, ArH), 7.65 (d,  $J = 8.8$  Hz, 4H, ArH), 7.69 (d,  $J = 8.8$  Hz, 4H, ArH), 7.83 (d,  $J = 1.2$  Hz, 2H, ArH);  $^{13}\text{C-NMR}$  (100 MHz,  $\text{CDCl}_3$ ):  $\delta$  13.8, 22.2, 25.7, 29.8, 30.7, 45.0, 108.6, 125.7, 126.1, 126.2, 129.3, 134.2, 139.2, 144.0, 155.3; HRMS  $m/z$  calcd for ( $\text{C}_{28}\text{H}_{27}\text{N}_3\text{O}_2 + \text{H}^+$ ): 438.2176; found: 438.2173.

**4-Hexyl-3,5-bis[4-(thiophen-2-yl)phenyl]-4H-1,2,4-triazole (8m).** Beige solid in 37% yield, 0.174 g, m.p. 219–220 °C; UV ( $\text{CH}_2\text{Cl}_2$ )  $\lambda_{\text{max}}$  312.0 nm ( $\epsilon \cdot 10^{-3}$  42.0  $\text{cm}^{-1}\text{M}^{-1}$ ); IR (ATR)  $\nu$ : 2954, 2923, 2853, 1611, 1471, 1427, 1400, 1377, 1351, 1259, 1213, 1115, 959, 848, 818, 776, 752, 662  $\text{cm}^{-1}$ ;  $^1\text{H-NMR}$  (400 MHz,  $\text{CDCl}_3$ ):  $\delta$  0.73 (t,  $J = 7.2$  Hz, 3H,  $\text{CH}_3$ ), 0.99–1.09 (m, 6H,  $3 \times \text{CH}_2$ ), 1.43 (quin,  $J = 7.2$  Hz, 2H,  $\text{CH}_2$ ), 4.14 (t,  $J = 7.2$  Hz, 2H,  $\text{CH}_2$ ), 7.13 (dd,  $J = 4.8$  and 3.6 Hz, 2H, ArH), 7.36 (d,  $J = 4.8$  Hz, 2H, ArH), 7.43 (d,  $J = 3.6$  Hz, 2H, ArH), 7.71 (d,  $J = 8.4$  Hz, 4H, ArH), 7.78 (d,  $J = 8.4$  Hz, 4H, ArH);  $^{13}\text{C-NMR}$  (100 MHz,  $\text{CDCl}_3$ ):  $\delta$  13.8, 22.2, 25.7, 29.9, 30.7, 45.0, 124.0, 125.8, 126.2, 126.6, 128.3, 129.4, 136.0, 143.2, 155.3; HRMS  $m/z$  calcd for ( $\text{C}_{28}\text{H}_{27}\text{N}_3\text{S}_2 + \text{H}^+$ ): 470.1719; found: 470.1707.

**4-Hexyl-3,5-bis[4-(thiophen-3-yl)phenyl]-4H-1,2,4-triazole (8n).** Creamy solid in 62% yield, 0.291 g, m.p. 237–239 °C; UV ( $\text{CH}_2\text{Cl}_2$ )  $\lambda_{\text{max}}$  290.0 nm ( $\epsilon \cdot 10^{-3}$  39.6  $\text{cm}^{-1}\text{M}^{-1}$ ); IR (ATR)  $\nu$ : 3065, 2925, 2856, 1614, 1467, 1426, 1355, 1260, 1194, 1100, 1014, 864, 846, 781, 749  $\text{cm}^{-1}$ ;  $^1\text{H-NMR}$  (400 MHz,  $\text{CDCl}_3$ ):  $\delta$  0.73 (t,  $J = 7.2$  Hz, 3H,  $\text{CH}_3$ ), 0.98–1.09 (m, 6H,  $3 \times \text{CH}_2$ ), 1.43 (quin,  $J = 7.2$  Hz, 2H,  $\text{CH}_2$ ), 4.15 (t,  $J = 7.2$  Hz, 2H,  $\text{CH}_2$ ), 7.44 (dd,  $J = 5.2$  and 2.8 Hz, 2H, ArH), 7.47 (dd,  $J = 5.2$  and 1.6 Hz, 2H, ArH), 7.57 (dd,  $J = 2.8$  and 1.6 Hz, 2H, ArH), 7.72 (d,  $J = 8.4$  Hz, 4H, ArH), 7.77 (d,  $J = 8.4$  Hz, 4H, ArH);  $^{13}\text{C-NMR}$  (100 MHz,  $\text{CDCl}_3$ ):  $\delta$  13.8, 22.2, 25.7, 29.9, 30.7, 45.0, 121.3, 126.1, 126.4, 126.7, 126.8, 129.4, 137.3, 141.2, 155.4; HRMS  $m/z$  calcd for ( $\text{C}_{28}\text{H}_{27}\text{N}_3\text{S}_2 + \text{H}^+$ ): 470.1719; found: 470.1728.

#### 3.2.4. An IL Alternative Approach for Suzuki Cross-Coupling Reaction. Synthesis of 3,5-Bis(biphenyl-4-yl)-4-butyl-4H-1,2,4-triazole (7a)

To a mixture of 3,5-bis(4-bromophenyl)-4-butyl-4H-1,2,4-triazole (3c, 0.435 g, 1.00 mmol), phenylboronic acid (4a, 0.305 g, 2.50 mmol) and  $\text{Pd}(\text{PPh}_3)_4$  (0.058 g, 0.05 mmol), aq. choline hydroxide solution 46 wt.% (Choline-OH, 10 mL) and toluene (1 mL) were added. The mixture was heated under reflux in an oil bath (130 °C) for 24 h (reaction was monitored by TLC). After cooling, chloroform (50 mL) was added and then transferred to a separating funnel. The IL was extracted with chloroform ( $2 \times 10$  mL). The remaining IL after extraction can be used for the next cycle. The combined chloroform layers were filtered through a silica gel plug (10 mL), which was then flushed with  $\text{CHCl}_3/\text{EtOAc}$  (5:1 v/v). The filtrate was dried over  $\text{MgSO}_4$  and concentrated using a rotary evaporator. The product was precipitated using EtOAc (5 mL), filtered, washed with fresh EtOAc and air-dried to give 3,5-bis(biphenyl-4-yl)-4-butyl-4H-1,2,4-triazole (7a) in 83% yield.

## 4. Conclusions

We developed an efficient methodology for the synthesis of four series of 4H-1,2,4-triazole derivatives conjugated to different aromatic and heteroaromatic arrangements via 1,4-phenylene linker. The final Suzuki cross-coupling reactions of the intermediate 4-alkyl-3,5-bis(4-bromophenyl)-4H-1,2,4-triazoles and boronic acids were conducted by both conventional and alternative ionic liquid (IL) approach. The application of IL in the transformation resulted in the formation of the selected product in high yield with the possibility of regeneration of this green solvent and its subsequent recycling with only a slight decrease in product yield. Generally, products were obtained in excellent

yields at each stage of a few-step methodology. The presence of alkyl substituent on the ring nitrogen atom enhances the solubility of the final products, which is particularly important for their potential application in the production of optoelectronic devices. Strong fluorescence has been observed for almost all compounds, except products containing a terminal 3-nitrophenyl substituent. High fluorescence quantum yields were observed, reaching up to 98%, dependent on the nature of terminal substituents, suggesting conjugation extending over all five rings of the investigated systems.

**Supplementary Materials:** Copies of the  $^1\text{H}$ -NMR and  $^{13}\text{C}$ -NMR spectra and 3D emission spectra of the compounds are available in the online Supplementary Materials.

**Author Contributions:** M.O. and A.K. conceived and designed the experiments. M.O. performed the experiments. M.S. performed the emission measurements. M.O. wrote the manuscript with the help of A.K. and R.K. All authors read and approved the final manuscript.

**Funding:** Partial financial support for this research work, awarded by Polish National Science Centre grant UMO-2016/23/N/ST5/02036, is gratefully acknowledged.

**Conflicts of Interest:** The authors declare no conflict of interest.

## References

1. Zhou, C.-H.; Wang, Y. Recent researches in triazole compounds as medicinal drugs. *Curr. Med. Chem.* **2012**, *19*, 239–280. [[CrossRef](#)] [[PubMed](#)]
2. Eswaran, S.; Adhikari, A.V.; Shetty, N.S. Synthesis and antimicrobial activities of novel quinoline derivatives carrying 1,2,4-triazole moiety. *Eur. J. Med. Chem.* **2009**, *44*, 4637–4647. [[CrossRef](#)] [[PubMed](#)]
3. Marino, J.P.J.; Fisher, P.W.; Hofmann, G.A.; Kirkpatrick, R.B.; Janson, C.A.; Johnson, R.K.; Ma, C.; Mattern, M.; Meek, T.D.; Ryan, M.D.; et al. Highly Potent Inhibitors of Methionine Aminopeptidase-2 Based on a 1,2,4-Triazole Pharmacophore. *J. Med. Chem.* **2007**, *50*, 3777–3785. [[CrossRef](#)]
4. Kshirsagar, A.; Toraskar, M.P.; Kulkarni, V.M.; Dhanashire, S.; Kadam, V. Microwave assisted synthesis of potential anti infective and anticonvulsant thiosemicarbazones. *Int. J. Chem. Tech. Res.* **2009**, *1*, 696–701.
5. Du, X.H.; Lizarzaburu, M.; Turcotte, S.; Lee, T.; Greenberg, J.; Shan, B.; Fan, P.; Ling, Y.; Medina, J.C.; Houze, J. Optimization of triazoles as novel and potent nonphlorizin SGLT2 inhibitors. *Bioorg. Med. Chem. Lett.* **2011**, *21*, 3774–3779. [[CrossRef](#)] [[PubMed](#)]
6. Romach, M.; Busto, U.; Somer, G.; Kaplan, H.L.; Sellers, E. Clinical aspects of chronic use of alprazolam and lorazepam. *Am. J. Psychiatry* **1995**, *152*, 1161–1167. [[PubMed](#)]
7. Yang, L.; Bao, X.-P. Synthesis of novel 1,2,4-triazole derivatives containing the quinazolinyloxy piperidinyloxy moiety and N-(substituted phenyl)acetamide group as efficient bactericides against the phytopathogenic bacterium *Xanthomonas oryzae* pv. *Oryzae*. *RSC Adv.* **2017**, *7*, 34005–34011. [[CrossRef](#)]
8. Sudheer, M.A. Quraishi. Electrochemical and theoretical investigation of triazole derivatives on corrosion inhibition behavior of copper in hydrochloric acid medium. *Corros. Sci.* **2013**, *70*, 161–169. [[CrossRef](#)]
9. El Bakri, Y.; El Aoufir, Y.; Bourazmi, H.; Harmaoui, A.; Sebhaoui, J.; Ben Ali, A.; Oudda, H.; Guenbour, A.; Tabyaoui, M.; Ramli, Y.; et al. The roles of 3,4-diamino-5-phenyl-4H-1,2,4-triazole(TR) on the corrosion inhibition of steel in HCl media. *J. Mater. Environ. Sci.* **2017**, *8*, 33–43.
10. Tao, Y.; Wang, Q.; Ao, L.; Zhong, C.; Yang, C.; Qin, J.; Ma, D. Highly Efficient Phosphorescent Organic Light-Emitting Diodes Hosted by 1,2,4-Triazole-Cored Triphenylamine Derivatives: Relationship between Structure and Optoelectronic Properties. *J. Phys. Chem. C* **2010**, *114*, 601–609. [[CrossRef](#)]
11. Potts, K.T. The Chemistry of 1,2,4-Triazoles. *Chem. Rev.* **1961**, *61*, 87–127. [[CrossRef](#)]
12. Holm, S.C.; Straub, B.F. Synthesis of N-Substituted 1,2,4-Triazoles. A Review. *Org. Prep. Proced. Int.* **2011**, *43*, 319–347. [[CrossRef](#)]
13. Busch, M. Zur Darstellung des Triphenyltriazols. *J. Prakt. Chem.* **1914**, *89*, 552. [[CrossRef](#)]
14. Bhagat, K.L.; Ray, J.N. 1 : 3 : 4-Triazoles. *J. Chem. Soc.* **1930**, 2357–2358. [[CrossRef](#)]
15. Klingsberg, E. Preparation of Triaryl-s-triazoles from Diaroylhydrazines. *J. Org. Chem.* **1958**, *23*, 1086–1087. [[CrossRef](#)]
16. Meyer, R. Ger. Pat. 574944 (1933). *Chem. Abstr.* **1933**, *27*, 4541.

17. Korotkikh, N.I.; Kiselev, A.V.; Knishevitsky, A.V.; Raenko, G.F.; Pekhtereva, T.M.; Shvaika, O.P. Recyclization of 1,3,4-Oxadiazoles and Bis-1,3,4-oxadiazoles into 1,2,4-Triazole Derivatives. Synthesis of 5-Unsubstituted 1,2,4-Triazoles. *Chem. Heterocycl. Compd.* **2005**, *41*, 866–871. [[CrossRef](#)]
18. Goerdeler, J.; Galinke, J. Zur Umlagerung von 2-Amino-1,3,4-Thiodiazolen in 3-Mercapto-1,2,4-Triazole. *Chem. Ber.* **1957**, *90*, 202–203. [[CrossRef](#)]
19. Wiley, P.F. *The Chemistry of Heterocyclic Compounds*; Interscience Publishers, Inc.: New York, NY, USA, 1956; Volume 10, Chapter 5.
20. Earle, M.J.; Seddon, K.R. Ionic liquids. Green solvents for the future. *Pure Appl. Chem.* **2000**, *72*, 1391–1398. [[CrossRef](#)]
21. Nelson, W.M. Are Ionic Liquids Green Solvents? *ACS Symp. Ser.* **2002**, *818*, 30–41.
22. DeSimone, J.M. Practical Approaches to Green Solvents. *Science* **2002**, *297*, 799–803. [[CrossRef](#)] [[PubMed](#)]
23. Liang, X.; Qi, C. Synthesis of a novel ionic liquid with both Lewis and Brønsted acid sites and its catalytic activities. *Catal. Commun.* **2011**, *12*, 808–812. [[CrossRef](#)]
24. Huang, C.-P.; Liu, Z.-C.; Xu, C.-M.; Chen, B.-H.; Liu, Y.-F. Effects of additives on the properties of chloroaluminate ionic liquids catalyst for alkylation of isobutane and butene. *Appl. Catal. A Gen.* **2004**, *277*, 41–43. [[CrossRef](#)]
25. Gao, H.; Zhou, Y.; Sheng, X.; Zhao, S.; Zhang, C.; Fang, J.; Wang, B. Alkylation of O-xylene and styrene catalyzed by cross-linked poly acidic ionic liquids catalyst with novel mesoporous-macroporous structure. *Appl. Catal. A Gen.* **2018**, *552*, 138–146. [[CrossRef](#)]
26. Kudelko, A.; Wróblowska, M.; Jarosz, T.; Łaba, K.; Łapkowski, M. Synthesis, spectral characteristics and electrochemistry of symmetrically-substituted hybrids derived from 2,5-bis(4-bromophenyl)-1,3,4-oxadiazole under Suzuki cross-coupling reaction. *Arkiwoc* **2015**, *5*, 287–302.
27. Wróblowska, M.; Kudelko, A.; Kuźnik, N.; Łaba, K.; Łapkowski, M. Synthesis of Extended 1,3,4-Oxadiazole and 1,3,4-Thiadiazole Derivatives in the Suzuki Cross-coupling Reactions. *J. Heterocyclic Chem.* **2017**, *54*, 1550–1557. [[CrossRef](#)]
28. Wróblowska, M.; Kudelko, A.; Łapkowski, M. Efficient Synthesis of Conjugated 1,3,4-Thiadiazole Hybrids through Palladium-Catalyzed Cross-Coupling of 2,5-Bis(4-bromophenyl)-1,3,4-thiadiazole with Boronic Acids. *Synlett* **2015**, *26*, 2127–2130. [[CrossRef](#)]
29. Brouwer, A.M. Standards for photoluminescence quantum yield measurements in solution (IUPAC Technical Report). *Pure Appl. Chem.* **2011**, *83*, 2213–2228. [[CrossRef](#)]
30. Melhuish, W.H. quantum efficiencies of fluorescence of organic substances: Effect of solvent and concentration of the fluorescent solute. *J. Phys. Chem.* **1961**, *65*, 229–235. [[CrossRef](#)]
31. Birks, J.B.; Dyson, D.J. The relations between the fluorescence and absorption properties of organic molecules. *Proc. Roy. Soc. A* **1963**, *275*, 135–148.
32. Kayumova, R.R.; Ostakhov, S.S.; Mamykin, A.V.; Muslukhov, R.R.; Iskhakova, G.F.; Ivanov, S.P.; Meshcheryakova, S.A.; Klen, E.E.; Khaliullin, F.A.; Kazakov, V.P. Structure and luminescence of thietane-containing 1,2,4-triazoles. *Russ. J. Gen. Chem.* **2011**, *81*, 1203–1210. [[CrossRef](#)]
33. Wu, C.-S.; Chen, Y. Copoly(p-phenylene)s containing bipolar triphenylamine and 1,2,4-triazole groups: Synthesis, optoelectronic properties, and applications. *J. Polym. Sci. A Polym. Chem.* **2010**, *48*, 5727–5736. [[CrossRef](#)]

**Sample Availability:** Samples of the compounds **3a–d**, **5c–g**, **6c–g**, **7c–g**, **8c–g** are available from the authors.



© 2019 by the authors. Licensee MDPI, Basel, Switzerland. This article is an open access article distributed under the terms and conditions of the Creative Commons Attribution (CC BY) license (<http://creativecommons.org/licenses/by/4.0/>).