



Haemodynamic effects of initial combination therapy in pulmonary arterial hypertension: a systematic review and meta-analysis

Ioannis T. Farmakis ¹, Elena Vrana¹, Sophia-Anastasia Mouratoglou ², Stefanos Zafeiropoulos³, Stavros Zanos³ and George Giannakoulas ¹

¹Dept of Cardiology, AHEPA University Hospital, Thessaloniki, Greece. ²Dept of Anesthesiology and Intensive Care, Aristotle University of Thessaloniki, AHEPA University Hospital of Thessaloniki, Thessaloniki, Greece. ³Elmezzi Graduate School of Molecular Medicine and Feinstein Institutes for Medical Research at Northwell Health, Manhasset, NY, USA.

Corresponding author: George Giannakoulas (ggiannakoulas@auth.gr)



Shareable abstract (@ERSpublications)

Initial combination therapy in PAH results in >50% reduction in pulmonary vascular resistance compared to baseline. Parenteral prostanoids accentuate this response and should be considered early to enable timely right ventricular reverse remodelling. <https://bit.ly/3uG3k8H>

Cite this article as: Farmakis IT, Vrana E, Mouratoglou S-A, et al. Haemodynamic effects of initial combination therapy in pulmonary arterial hypertension: a systematic review and meta-analysis. *ERJ Open Res* 2022; 8: 00313-2022 [DOI: 10.1183/23120541.00313-2022].

Copyright ©The authors 2022

This version is distributed under the terms of the Creative Commons Attribution Non-Commercial Licence 4.0. For commercial reproduction rights and permissions contact permissions@ersnet.org

Received: 6 Feb 2022

Accepted: 5 July 2022

Abstract

Background Although the initial use of combination treatment has been proven to be beneficial for patients' clinical outcomes, there are scarce data on its haemodynamic effects. The objective of the present study was to evaluate the effect of an initial combination of pulmonary arterial hypertension (PAH)-targeted therapies on haemodynamic parameters in treatment-naïve PAH patients.

Methods A systematic search of PubMed, Cochrane Central Register of Controlled Trials and Web of Science was performed. We considered eligible studies with an intervention of initial PAH-targeted combination therapy in treatment-naïve PAH patients with or without monotherapy control. A random-effects meta-analysis was performed for the difference between baseline and follow-up in pulmonary vascular resistance (PVR) and other haemodynamic parameters.

Results In 880 patients receiving initial combination therapy PVR was reduced by -6.5 Wood Units (95% CI -7.4 – -5.7 Wood Units) or by -52% (95% CI -56% – -48% , $I^2=0\%$) compared to baseline. Initial triple therapy including a parenteral prostanoid resulted in significantly greater PVR reduction (-67% versus -50% with all other combination therapies, $p=0.01$). The effect was more pronounced in younger patients ($p=0.02$). Compared to baseline, there was -12.2 mmHg (95% CI -14.0 – -10.4 mmHg) decrease in mean pulmonary artery pressure, 0.9 L·min⁻¹·m⁻² (95% CI 0.8 – 1.1 L·min⁻¹·m⁻²) increase in cardiac index, -3.2 mmHg (95% CI -4.1 – -2.3 mmHg) decrease in right atrial pressure and 8.6% (95% CI 6.9 – 10.3%) increase in mixed venous oxygen saturation. In the controlled studies, initial combination therapy reduced PVR by -4.2 Wood Units (95% CI -6.1 – -2.4 Wood Units) compared to monotherapy.

Conclusion Initial combination therapy leads to remarkable haemodynamic amelioration. Parenteral prostanoids should be considered early, especially in more severely affected patients, to enable right ventricular reverse remodelling.

Introduction

Pulmonary arterial hypertension (PAH) is a chronic condition with great pathobiological complexity, which involves multiple pathogenetic pathways, including the endothelin, nitric oxide and prostacyclin pathway. Current management strategies depend on a multivariable-based risk stratification in order to guide pathway-targeted therapy titration, and both initial and sequential combination therapies are now the proposed treatment strategy [1, 2]. The Ambrisentan and Tadalafil in Patients with Pulmonary Arterial Hypertension (AMBITION) trial showed that among participants with PAH who are treatment-naïve, an initial combination therapy of ambrisentan and tadalafil resulted in a significantly reduced risk of clinical



failure events than monotherapy with each one of the combination's components [3]. Hence, although the initial use of combination treatment has been proven beneficial for patients' clinical outcome, there are scarce data on its haemodynamic effects.

The aim of this study was to systematically evaluate the effect of an initial combination of PAH-targeted therapies on haemodynamic parameters in treatment-naïve PAH patients.

Methods

This systematic review and meta-analysis was performed according to the Preferred Reporting Items for Systematic Reviews and Meta-analyses guidelines and was registered in PROSPERO (www.crd.york.ac.uk/PROSPERO identifier CRD42021283091) [4]. The PubMed, Cochrane Central Register of Controlled Trials and Web of Science databases were searched from inception up until August 2021. The search terms included the currently approved targeted medication classes and substances for the treatment of PAH, a term for PAH, and the keywords "initial" and "upfront". The search strategy is available in the supplementary material.

We considered eligible both prospective and retrospective studies with an intervention of initial PAH-targeted combination therapy (endothelin receptor antagonists (ERA), phosphodiesterase-5 inhibitors (PDE5i), soluble guanylyl cyclase stimulators (sGC), prostanoids and prostacyclin receptor agonists) in treatment-naïve PAH patients with or without a comparison with PAH-targeted monotherapy. The primary efficacy outcome was the mean difference between baseline and follow-up in pulmonary vascular resistance (PVR). Other haemodynamic parameters regarded as efficacy outcomes included the mean difference between baseline and follow-up in mean pulmonary arterial pressure (mPAP), cardiac index, right atrial pressure (RAP) and mixed venous oxygen saturation (S_{VO_2}) as assessed by right heart catheterisation. In addition, we assessed the mean difference between baseline and follow-up in the 6-min walk distance (6MWD) and brain natriuretic peptide (BNP). Safety outcomes included serious adverse events.

Study selection and data extraction were performed according to standard procedures as described in the Cochrane Handbook, namely, both processes were performed independently by two investigators (I.T. Farmakis, E. Vrana) and in case of disagreement a third investigator (S. Zafeiropoulos) was consulted. We used the Cochrane Collaboration tool for assessing the risk of bias for nonrandomised studies of interventions (ROBINS-I) [5].

We performed a single-arm random-effects model meta-analysis of the eligible studies to evaluate the effect of initial PAH-targeted combination therapy on the haemodynamic efficacy outcomes, and additionally we performed a second analysis with the studies providing a control monotherapy arm. The effect measure for all outcomes was the mean difference (MD) or the standardised mean difference (SMD) as appropriate, with corresponding 95% confidence intervals. We used the standard DerSimonian–Laird equations to produce estimates of variance in the summary measures. Heterogeneity was assessed with Cochran's Q test and the I^2 statistic. Publication bias was assessed with the use of funnel plots and Egger's test. A sensitivity analysis was performed to exclude studies not providing the variance of difference between baseline and follow-up in the outcomes. Subgroup analyses included the use of double or triple therapy and the use of parenteral prostanoids in the combination therapy. Meta-regression analysis was performed adjusting for the age and sex of participants (each baseline variable evaluated in separate univariate analyses). All analyses were performed by I.T. Farmakis using the "meta" package in R (The R Project for Statistical Computing, version 4.0.2).

Results

The search strategy resulted in 681 identified studies after duplicates were removed. Subsequently, 59 full-text articles were assessed for eligibility and, eventually, we considered 13 studies eligible [6–18]. The study selection process and the corresponding flow chart is presented in the supplementary material. In total, 880 patients received initial combination therapy (comprising 17 treatment arms), while four studies reported a control monotherapy group comprising a total of 194 patients. Eight studies reported the initial use of an ERA+PDE5i combination, three studies the use of mono-oral+parenteral prostanoid combination, one studied the ERA+sGC combination and three reported the use of an initial triple combination therapy (ERA+PDE5i+prostanoids). The mean age of participants was 52 ± 16 years and 74% were women, while 80.7% of patients belonged to World Health Organization functional class III or IV. The mean baseline mPAP was 53 ± 13 mmHg and mean baseline 6MWD was 334 ± 123 m. Baseline characteristics of eligible studies are presented in table 1.

TABLE 1 Baseline characteristics of included studies

First author, year [reference]	Participants	PAH subgroup	Mean age years	Follow-up duration	WHO functional class	Interventional group treatment (upfront therapy)	Control group treatment	Outcome measures	Adverse events
BADAGLIACCA, # 2018 [6]	165	IPAH	54	155±65 days	3.2±0.4	Group 1: prostanoids+ERAs or PDE5i Group 2: ERAs+PDE5i	Group 3: ERAs or PDE5i Group 4: prostanoids	PVR, mPAP, CI, RAP, 6MWD	NR
BADAGLIACCA, 2021 [7]	181	IPAH, CTD-PAH, CHD-PAH with closed shunt	53	180 (144–363) days	I–II: 37 (20.4) III: 127 (70.2) IV: 17 (9.4)	Ambrisentan-tadalafil or ambrisentan-sildenafil or bosentan-tadalafil or bosentan-sildenafil or macitentan-tadalafil or macitentan-sildenafil	NA	PVR, mPAP, CI, RAP, 6MWD	NR
CHIN, 2021 [8]	247	PAH	51.9	26 weeks	I–II: 50 (20.2) III–IV: 197 (79.8)	Macitentan-tadalafil-selexipag	Macitentan-tadalafil-placebo	PVR, mPAP, CI, RAP, S _{vO₂} , NT-proBNP, 6MWD	Headache, diarrhoea, nausea, pain in extremity, jaw pain, vomiting
D'ALTO, 2020 [9]	21	IPAH	44	24 ±14 months	III: 12 (57) IV: 9 (43)	Ambrisentan-tadalafil-treprostinil	Bosentan or ambrisentan or sildenafil or tadalafil;	PVR, mPAP, CI, RAP, S _{vO₂} , NT-proBNP, 6MWD	Peripheral oedema, nasal congestion, flushing
HASSOUN, 2015 [10]	24	SSc-PAH	59.9	36 weeks	II: 8 (35) III: 15 (65)	Ambrisentan-tadalafil	NA	PVR, mPAP, CI, RAP, NT-proBNP, 6MWD	Peripheral oedema, nasal congestion, dyspnoea, cough, headache, dizziness, fatigue, abdominal pain, nausea-vomiting, hypotension, diarrhoea
KEMP, 2012 [11]	23	IPAH, HPAH, DPAH	43	4±1 months	III: 16 (70) IV: 7 (30)	Epoprostenol-bosentan	Epoprostenol monotherapy	PVR, mPAP, CI, RAP, S _{vO₂} , 6MWD	Jaw pain, facial flushing, headache, gastrointestinal disturbance, leg pain, catheter infections, increase in liver enzymes
RINALDI, 2018 [12]	19	PAH	NR	NR	II–III: 100	Ambrisentan-tadalafil	Bosentan or sildenafil monotherapy or other ERAs or PDE5i monotherapy or bosentan-sildenafil or macitentan-sildenafil	PVR, mPAP, CI, RAP, S _{vO₂} , 6MWD	
SITBON, 2014 [13]	19	IPAH, HPAH, DPAH	39.4	4 months	III: 8 (42) IV: 11 (58)	Bosentan-sildenafil-epoprostenol	NA	PVR, mPAP, CI, RAP, S _{vO₂} , 6MWD	Jaw pain, headache, diarrhoea, flushing, increase in liver enzymes
SITBON, 2016 [14]	97	PAH	54.1	4.1 (3.5–4.9) months	II: 15 (15) III: 70 (72) IV: 12 (12)	Bosentan-sildenafil or bosentan-tadalafil or ambrisentan-sildenafil or ambrisentan-tadalafil	NA	PVR, mPAP, CI, RAP, S _{vO₂} , BNP, 6MWD	Peripheral oedema, increase in liver enzymes, blurred vision
SITBON, 2020 [15]	46	PAH	57.4	16 weeks	II: 10 (21.7) III: 36 (78.3)	Macitentan-tadalafil	NA	PVR, mPAP, CI, RAP, S _{vO₂} , NT-proBNP, 6MWD	Peripheral oedema, headache, diarrhoea, dyspnoea, anaemia, asthenia, fatigue, increase in liver enzymes

Continued

TABLE 1 Continued

First author, year [reference]	Participants	PAH subgroup	Mean age years	Follow-up duration	WHO functional class	Interventional group treatment (upfront therapy)	Control group treatment	Outcome measures	Adverse events
SULICA, 2019 [16]	15	PAH	55.8	13.7 ±3.6 months	III: 93 IV: 7	Macitentan-riociguat	NA	PVR, mPAP, CI, RAP, S_{VO_2} , BNP, 6MWD	Peripheral oedema, nasal congestion, headache, hypotension
VAN DE VEERDONK, 2017 [17]	80	IPAH, HPAH, DPAH	49	12 months	II: 24 (30) III: 56 (70)	Bosentan-sildenafil or bosentan-tadalafil or ambrisentan-sildenafil or ambrisentan-tadalafil	Bosentan or ambrisentan or macitentan or sitaxentanor or sildenafil or tadalafil	PVR, mPAP, CI, RAP, S_{VO_2} , NT-proBNP, 6MWD	Increase in liver enzymes
ZHANG, 2014 [18]	68	CHD-PAH	NR	6 months	NR	Upfront iloprost-tadalafil	Sequential iloprost-tadalafil	PVR, S_{VO_2} , 6MWD	

Data are presented as n, mean±SD, median (interquartile range) or n (%). PAH: pulmonary arterial hypertension; WHO: World Health Organization; IPAH: idiopathic pulmonary arterial hypertension; ERA: endothelin receptor antagonist; PDE5i: phosphodiesterase type 5 inhibitor; PVR: pulmonary vascular resistance; mPAP: mean pulmonary arterial pressure; CI: cardiac index; RAP: right atrial pressure; 6MWD: 6-min walk distance; NR: not reported; CTD: connective tissue disorder; CHD: congenital heart disease; NA: not applicable; S_{VO_2} : mixed venous oxygen saturation; NT-proBNP: N-terminal pro-brain natriuretic peptide; SSC: systemic sclerosis; HPAH: heritable pulmonary arterial hypertension; DPAH: drug-induced pulmonary arterial hypertension. #: in this study, group 1 was treated with treprostinil-tadalafil or treprostinil-ambrisentan or treprostinil-bosentan or epoprostenol-tadalafil or epoprostenol-bosentan or iloprost-ambrisentan; group 2 was treated with ambrisentan-tadalafil or ambrisentan-sildenafil or bosentan-tadalafil or bosentan-sildenafil or macitentan-tadalafil or macitentan-sildenafil; group 3 was treated with bosentan or ambrisentan or sildenafil or tadalafil; group 4 was treated with treprostinil or epoprostenol.

In the quality assessment, the majority of studies were at moderate risk of bias, while the most frequent category of serious bias was bias due to confounding. The summary risk-of-bias plot, as well as the traffic light plot of individual study assessment are presented in the supplementary material.

In the single-arm meta-analysis, initial combination therapy reduced PVR by -6.5 Wood Units (95% CI -7.4 – -5.7 Wood Units) or by -52% (95% CI -56 – -48%) compared to the baseline value, with no heterogeneity in the model ($I^2=0\%$, $p=0.49$) (figure 1). Compared to baseline, there was -12.2 mmHg (95% CI -14.0 – -10.4 mmHg) decrease in mPAP, 0.9 L·min⁻¹·m⁻² (95% CI 0.8 – 1.1 L·min⁻¹·m⁻²) increase in cardiac index, -3.2 mmHg (95% CI -4.1 – -2.3 mmHg) decrease in RAP and 8.6% (95% CI 6.9 – 10.3%) increase in S_{vO_2} (figure 2). There was a decrease in BNP levels (SMD -1046.7 , 95% CI -1511 – -581.4) and an increase in 6MWD (MD 86 m, 95% CI 67.2 – 104.8 m). No significant differences were observed in the sensitivity analysis.

Initial triple therapy including a parenteral prostanoid resulted in significantly greater PVR reduction (-67% versus -50% with all other combination therapies, $p=0.01$). The inclusion of a parenteral prostanoid in any combination treatment resulted in greater numerical PVR reduction (-58% with versus -50% without), although this was not statistically significant ($p=0.15$). The meta-regression analysis showed that the effect was more pronounced in younger patients in all outcomes ($p=0.02$) (figure 3 presents the effect of age on the PVR outcome). There was no evidence of publication bias for the primary efficacy outcome PVR (supplementary material), but there was publication bias for the cardiac index and S_{vO_2} outcomes.

In the controlled-arm meta-analysis, initial combination therapy reduced PVR by -4.2 Wood Units (95% CI -6.1 – -2.4 Wood Units) compared to monotherapy, with substantial heterogeneity in the model ($I^2=87\%$, $p<0.01$). Compared to monotherapy, there was -6.7 mmHg (95% CI -8.6 – -4.8 mmHg) decrease in mPAP, 0.4 L·min⁻¹·m⁻² (95% CI 0.2 – 0.6 L·min⁻¹·m⁻²) increase in cardiac index,

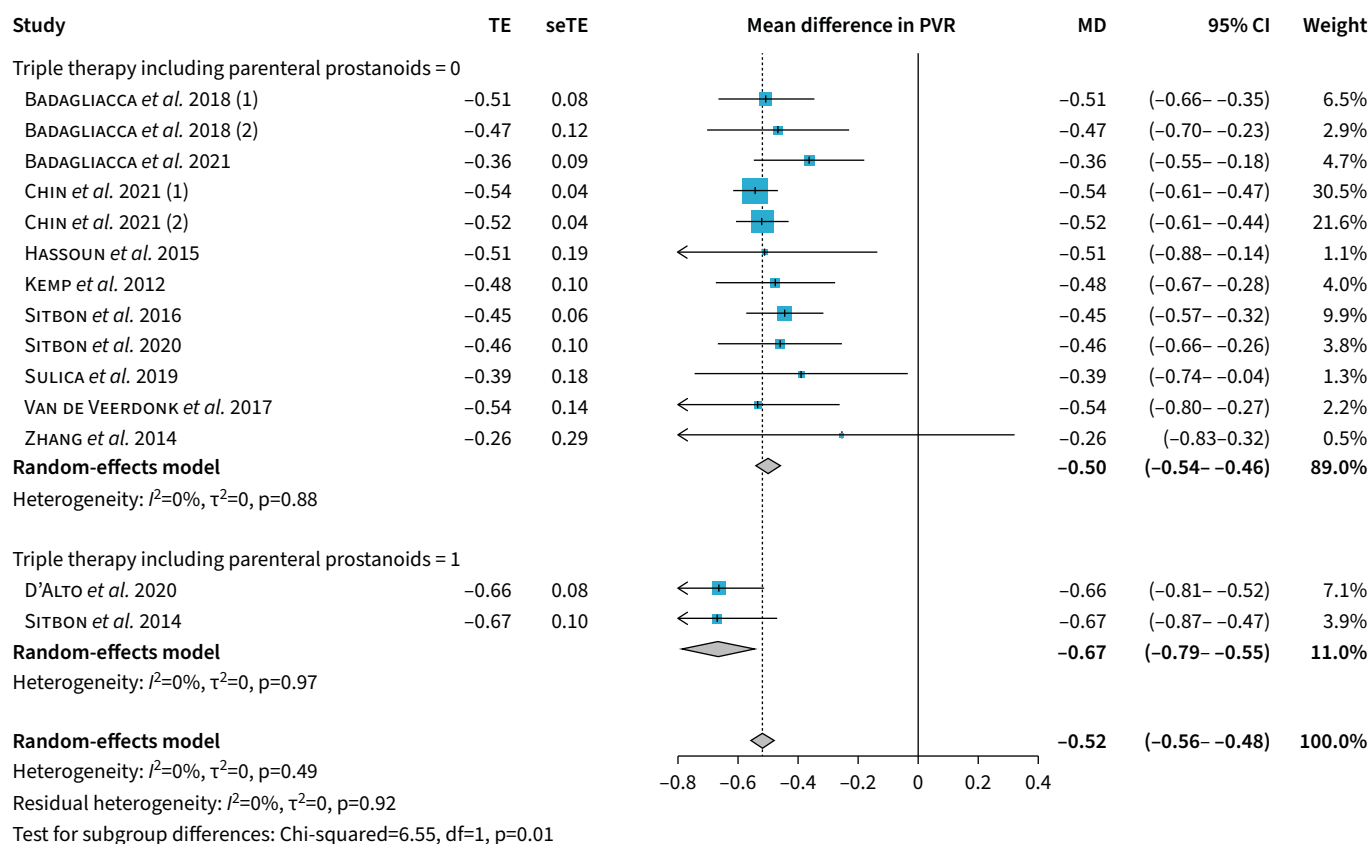


FIGURE 1 Forest plot of the effects of initial combination therapy on the pulmonary vascular resistance (PVR) expressed as percentage difference compared to baseline. TE: treatment effect; seTE: standard error of treatment effect; MD: mean difference.

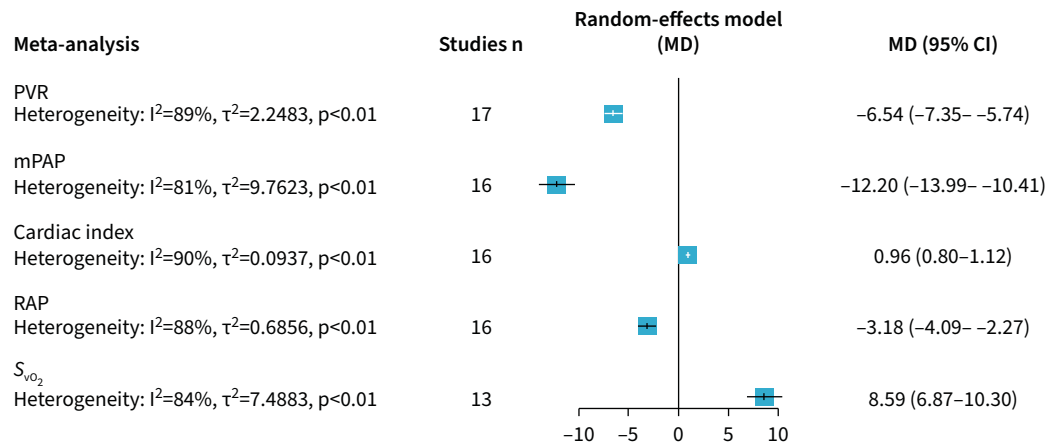


FIGURE 2 Effects of upfront combination therapy on haemodynamic outcomes in the single-arm meta-analysis. MD: mean difference; PVR: pulmonary vascular resistance; mPAP: mean pulmonary arterial pressure; RAP: right atrial pressure; S_{vO_2} : mixed venous oxygen saturation.

-1.7 mmHg (95% CI -2.6; -0.8 mmHg) decrease in RAP and 4% (95% CI 0.5–7.4%) increase in S_{vO_2} (supplementary material).

In general, most adverse events were similar across the included studies and were consistent with the most frequently presented adverse events of different PAH regimens.

Discussion

In this meta-analysis, initial combination therapy was associated with remarkable haemodynamic changes in treatment-naïve PAH patients. In particular, we observed a -52% reduction in the PVR after the initiation of initial combination therapy; this reduction was even more prominent, reaching -67%, when a parenteral prostanoid treatment component was included in a triple initial PAH-targeted combination therapy.

In severe PAH, pressure overload, represented by PVR, results in an “adaptive” remodelling of the right ventricle; however, its constant increase inevitably leads to ventriculoarterial uncoupling, right ventricle

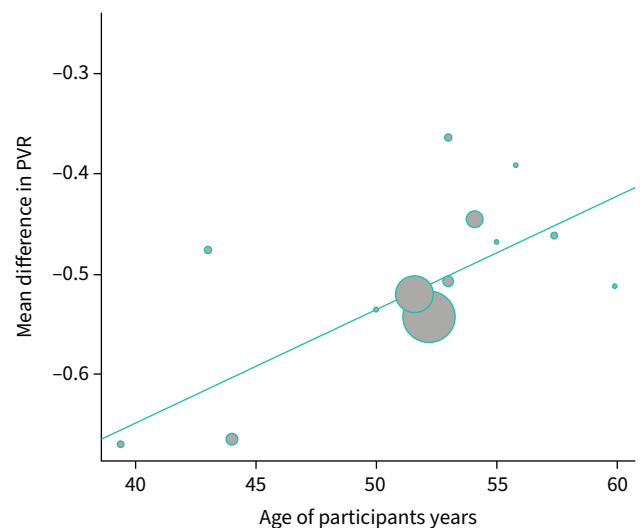


FIGURE 3 Bubble plot for the effect of participants' mean age on the pulmonary vascular resistance (PVR) outcome.

distension and decompensation [19]. Our analysis of pooled results estimates a –48% to –56% reduction of PVR with the use of initial combination therapy and may also suggest an opportunity for reverse remodelling of the right ventricle [6, 17]. The inclusion of a parenteral prostanoid treatment compound results in a more pronounced haemodynamic effect. Survival rates have been shown to be higher with initial triple therapy (two oral medications and a parenteral prostacyclin) compared with dual therapy or monotherapy [20], which is in line with the greater PVR reduction with the use of an initial triple therapy suggested by the current analysis, favouring timely initiation [21]. Conversely, initial double oral combination produces similar PVR drop compared to initial triple oral combination [8].

A more prominent effect of PVR reduction was observed in younger patients with more typical PAH and lesser comorbidities, probably underlying the treatment effect on their vascular pathology. There seems to be a significant variation in the haemodynamic response even in patients receiving similar PAH drug treatment [7]. Patients with significant PVR lowering (>45–50%) are those who obtain the reverse right heart remodelling and improve their right ventricle systolic function [17, 22].

A limitation of this analysis is that it did not have access to individual patient data and, therefore, effects of therapy could not be stratified by risk profiles and selection bias of severely affected patients could exist. In addition, there was great variability in the components of the initial combination therapy and not all comparisons between them were possible. For instance, a known pharmacokinetic interaction between sildenafil and bosentan leads to reduction of plasma levels of sildenafil and increase of the plasma levels of bosentan and may lead to a blunted haemodynamic response [14]. The contribution of the specific components in PVR reduction (mPAP lowering *versus* cardiac index increase) was not studied in the current analysis. Right ventricle function assessed by RVEF change is a better predictor of survival than PVR; however, the association between PVR reduction and RVEF improvement could not be assessed in this analysis [22]. Lastly, since no hard end-points were assessed, absolute value of PVR at follow-up after initial combination treatment may be more important predictor of outcome than PVR drop rate.

Conclusion

Initial combination therapy leads to remarkable haemodynamic amelioration. Parenteral prostanoids should be considered early, especially in more severely affected patients, to enable right ventricle reverse remodelling. Treatment delays have deleterious effects in patients' functional capacity and outcomes, therefore a “watch-and-wait” approach does not help achieving low-risk status and should be avoided.

Provenance: Submitted article, peer reviewed.

Conflict of interest: I.T. Farmakis has nothing to disclose. E. Vrana has nothing to disclose. S-A. Mouratoglou has nothing to disclose. S. Zafeiropoulos has nothing to disclose. S. Zanos has nothing to disclose. G. Giannakoulas has received fees for lectures and/or consultation from Actelion, Bayer, ELPEN Pharmaceuticals, GlaxoSmithKline, Janssen, MSD, Pfizer, Lilly and United Therapeutics.

References

- 1 Galiè N, Channick RN, Frantz RP, *et al.* Risk stratification and medical therapy of pulmonary arterial hypertension. *Eur Respir J* 2019; 53: 1801899.
- 2 Humbert M, Kovacs G, Hoeper MM, *et al.* 2022 ESC/ERS guidelines for the diagnosis and treatment of pulmonary hypertension. *Eur Heart J* 2022; 53: 1801913.
- 3 Galiè N, Barberà JA, Frost AE, *et al.* Initial use of ambrisentan plus tadalafil in pulmonary arterial hypertension. *N Engl J Med* 2015; 373: 834–844.
- 4 Moher D, Liberati A, Tetzlaff J, *et al.* Preferred reporting items for systematic reviews and meta-analyses: the PRISMA statement. *PLoS Med* 2009; 6: e1000097.
- 5 Sterne JA, Hernán MA, Reeves BC, *et al.* ROBINS-I: a tool for assessing risk of bias in non-randomised studies of interventions. *BMJ* 2016; 355: i4919.
- 6 Badagliacca R, Raina A, Ghio S, *et al.* Influence of various therapeutic strategies on right ventricular morphology, function and hemodynamics in pulmonary arterial hypertension. *J Heart Lung Transplant* 2018; 37: 365–375.
- 7 Badagliacca R, D'Alto M, Ghio S, *et al.* Risk reduction and hemodynamics with initial combination therapy in pulmonary arterial hypertension. *Am J Respir Crit Care Med* 2021; 203: 484–492.
- 8 Chin KM, Sitbon O, Doelberg M, *et al.* Three- versus two-drug therapy for patients with newly diagnosed pulmonary arterial hypertension. *J Am Coll Cardiol* 2021; 78: 1393–1403.
- 9 D'Alto M, Badagliacca R, Argiento P, *et al.* Risk reduction and right heart reverse remodeling by upfront triple combination therapy in pulmonary arterial hypertension. *Chest* 2020; 157: 376–383.

- 10 Hassoun PM, Zamanian RT, Damico R, *et al.* Ambrisentan and tadalafil up-front combination therapy in scleroderma-associated pulmonary arterial hypertension. *Am J Respir Crit Care Med* 2015; 192: 1102–1110.
- 11 Kemp K, Savale L, O’Callaghan DS, *et al.* Usefulness of first-line combination therapy with epoprostenol and bosentan in pulmonary arterial hypertension: an observational study. *J Heart Lung Transplant* 2012; 31: 150–158.
- 12 Rinaldi A, Dardi F, Albini A, *et al.* Haemodynamic and exercise effects of different types of initial oral combination therapy in pulmonary arterial hypertension. *Eur Heart J* 2018; 39: P6241.
- 13 Sitbon O, Jaïs X, Savale L, *et al.* Upfront triple combination therapy in pulmonary arterial hypertension: a pilot study. *Eur Respir J* 2014; 43: 1691–1697.
- 14 Sitbon O, Sattler C, Bertoletti L, *et al.* Initial dual oral combination therapy in pulmonary arterial hypertension. *Eur Respir J* 2016; 47: 1727–1736.
- 15 Sitbon O, Cottin V, Canuet M, *et al.* Initial combination therapy of macitentan and tadalafil in pulmonary arterial hypertension. *Eur Respir J* 2020; 56: 2000673.
- 16 Sulica R, Sangli S, Chakravarti A, *et al.* Clinical and hemodynamic benefit of macitentan and riociguat upfront combination in patients with pulmonary arterial hypertension. *Pulm Circ* 2019; 9: 2045894019826944.
- 17 van de Veerdonk MC, Huis In T Veld AE, Marcus JT, *et al.* Upfront combination therapy reduces right ventricular volumes in pulmonary arterial hypertension. *Eur Respir J* 2017; 49: 170007.
- 18 Zhang C, Huang Y, Huang T, *et al.* [Effects of iloprost combined with low dose tadalafil in adult congenital heart disease patients with severe pulmonary arterial hypertension: a single-center, open-label controlled study]. *Zhonghua Xin Xue Guan Bing Za Zhi* 2014; 42: 474–480.
- 19 Sanz J, Sánchez-Quintana D, Bossone E, *et al.* Anatomy, function, and dysfunction of the right ventricle: JACC state-of-the-art review. *J Am Coll Cardiol* 2019; 73: 1463–1482.
- 20 Boucly A, Savale L, Jaïs X, *et al.* Association between initial treatment strategy and long-term survival in pulmonary arterial hypertension. *Am J Respir Crit Care Med* 2021; 204: 842–854.
- 21 Humbert M, Lau EMT. POINT: should initial combination therapy be the standard of care in pulmonary arterial hypertension? Yes. *Chest* 2019; 156: 1039–1042.
- 22 van de Veerdonk MC, Kind T, Marcus JT, *et al.* Progressive right ventricular dysfunction in patients with pulmonary arterial hypertension responding to therapy. *J Am Coll Cardiol* 2011; 58: 2511–2519.