

Burden of uterine fibroids in Italy: epidemiology, treatment outcomes, and consumption of health care resources in more than 5,000 women

Marco Chiumente¹

Mauro De Rosa²

Andrea Messori²

Enrica Maria Proli³

¹Scientific Direction, SIFaCT – Italian Society for Clinical Pharmacy and Therapeutics, Milan, ²Board of directors, SIFaCT - Italian Society for Clinical Pharmacy and Therapeutics, Milan, ³Hospital Pharmacy, Policlinico Umberto I, Rome, Italy

Background and purpose: Epidemiological studies on uterine fibroids (UFs) are mostly based on surveys or analyses of small samples of patients. In 50% of women, the quality of life is worsened by disease-related symptoms; furthermore, treatments imply a remarkable health care cost. The aim of this observational study was to analyze a large sample of Italian patients with UFs and to assess the epidemiology, the appropriateness of treatments, and the consumption of disease-related resources.

Methods: Data were collected through a data-linkage technique from five administrative databases. Women aged between 18 and 55 years and resident in three local health authorities (north–central–south Italy) were selected over the period from 1st January 2009 to 31st December 2015. The inclusion criteria were a surgical procedure with diagnosis of UFs or a pharmacological treatment with gonadotropin-releasing hormone (GnRH) analogs or ulipristal acetate. Besides the overall descriptive analysis, two comparisons were evaluated: surgery versus no surgery and treatment with GnRH analogs versus ulipristal acetate.

Results: A total of 5,665 women with UFs were selected from an overall population of 2,400,000 people. In the north, 73.6% of patients underwent surgery, as opposed to only 16.7% in the south; 70% of surgeries were hysterectomies. The average cost per patient was €3,249 (duration of follow-up = up to 7 years). The southern district had the highest number of drug prescriptions; in particular, 49% of patients took >10 packages of GnRH analogs.

Conclusion: This study is the first on this topic conducted in Italy using a large sample size. The analysis of resource consumption revealed a high heterogeneity in the choice of drug treatments by gynecologists (especially in the south); in the north, marked variations were seen in the rates of surgery. The long-term use of GnRH was inappropriate.

Keywords: observational study, leiomyoma, ulipristal acetate, gonadotropin-releasing hormone, costs and cost analysis

Introduction

Uterine fibroids (UFs), also known as leiomyomas or myomas, are solid tumors of the uterine smooth muscle cells.¹ The etiology of this benign tumor is complex, and many hormonal and genetic factors are implicated. UFs have monoclonal proliferation, and their cells show chromosomal rearrangements that cause proliferation; however, as opposed to sarcomas, the differentiation persists.²

The diagnosis can generally be made starting from menarche, and the growth of the tumor stops with menopause. These tumors are often asymptomatic and their diagnosis can be the result of an incidental finding during a gynecological exam or ultrasound check.³ From 20% to 50% of the women with UF experience heavy menstrual bleeding

Correspondence: Marco Chiumente
Scientific Direction, Italian Society for
Clinical Pharmacy and Therapeutics, Via
Carlo Farini 81, Milano, Italy
Tel +39 02 6680 2323
Email marcochiume@yahoo.it

and pelvic pressure; other common symptoms include infertility, increased urinary frequency or incontinence, constipation, abdominal bloating, dyspareunia, and fatigue (due to anemia from heavy bleeding).^{1,4}

These symptoms determine a worsening in quality of life and consequently a loss of productivity.⁵ Moreover, UF is currently the most frequent indication for hysterectomy (2/3 of all hysterectomies are performed for this indication) and, therefore, is a leading cause of health care cost in gynecology.⁶

The prevalence of symptomatic UF increases with age: women between 35 and 55 years old account for 95% of the population affected by the disease.⁷ Several authors have studied epidemiology, burden of the disease, and quality of life both in European countries and in the rest of the world.^{5,7–10} Most of these epidemiological studies have used, as data source, surveys voluntarily filled in by patients or they examined samples of patients who were not representative of the entire national population; consequently, the estimated national prevalence of the disease is imprecise.

In Italy, owing to the absence of a national disease registry, a suitable approach to generate epidemiological data can rely on the consumption of drugs and/or surgical treatments in relation to UFs. Surgical treatments, currently indicated for these benign tumors, include hysterectomy and myomectomy with a variable degree of invasiveness. At present, the drugs approved for the presurgical indication comprise gonadotropin-releasing hormone (GnRH) analogs and ulipristal acetate (UPA).¹¹ The choice of the treatment is closely related to the attitudes of gynecologists.¹²

Owing to the debilitating effects of the disease and the frequent surgical treatments in addition to medical therapy, the disease-related health care costs are high and also difficult to study because of heterogeneity in treatments.⁶

In this context, we describe a retrospective observational experience conducted in three local health authorities of northern, central, and southern Italy in which we assessed the main determinants of health care resources in these patients.

Methods

Objectives and study design

Our retrospective observational study had the following aims: 1) to describe the characteristics of patients with UFs, in terms of demographic information and clinical characteristics; 2) to estimate the consumption of drugs and other health care resources charged to the National Health System (NHS), for example, surgery, diagnostic services, specialist visits, and hospitalizations. Our analysis comprised a main

study (in which the use of health care resources was estimated from the overall population and compared between patients who underwent surgery and those treated with medical therapy) and an ancillary study (in which the resource consumption was compared between patients receiving different treatments).

Population

The sample of patients with UFs was extracted from the databases of three local health districts (northern, central, and southern Italy) that serve an overall population of 2.4 million people. The ethical committees of the three local health districts participating in the observational study provided their approvals. Each district provided administrative data related to drug consumption, diagnostic services, specialist visits, and hospitalizations. In particular, through a data-linkage technique, the information from five different administrative databases (population registry, local pharmaceutical consumption, hospital drug distribution, hospital discharge, and outpatient services) was included in a single database. Data were integrated through a procedure based on the patient's identification code (i.e., social security number), thus enabling the tracking of individual patients along with chronological details and quantitative data. The time period chosen for the main study was from 1st January 2009 to 31st December 2015 (7 years). The time period chosen for ancillary study was from 1st September 2014 to 31st December 2015 because before September 2014 UPA 5 mg was not available in Italy.

Inclusion and exclusion criteria

The database of both the main study and the ancillary study included all patients with UFs identified through at least one of the following alternative criteria:

- one or more hospitalizations or surgical procedures in which the diagnosis (primary or secondary) at discharge was reported to be one of the following ICD-9-CM codes (International Classification of Diseases, ninth revision, Clinical Modification): 218 and 626, corresponding to the diagnosis of hospitalization for UFs and menometrorrhagia; 683.*, 684.*, 685.1, 681.2, 542.1, and 541 corresponding to hysterectomy, hysteroscopy, laparoscopy, and laparotomy, respectively;
- at least one specific drug for presurgical fibroids treatment (UPA [ATC code [Anatomical-Therapeutic-Chemical classification system]: G03XB02]) and/or (GnRH analogs [ATC code: L02AE]);
- at least one health care service univocally related to the UF disease.

All patients who changed local health authority during the study period were excluded.

Main study design

In the main study, the patients with UF aged between 18 and 55 years were divided into two cohorts: women who underwent surgery and women who did not. Owing to its design, this analysis included all patients in the database.

The descriptive analysis assessed, in each local health authority, the distribution of patients by age, the Charlson index, diagnostic tests, and drug consumption (both symptomatic and with indication of UF treatment). The two cohorts, surgery versus no surgery, were compared to investigate differences in distribution of patients, age, local health authority, type of surgery, and drug treatment.

Ancillary study design

The aim of the ancillary study was to evaluate medications taken by patients with UFs. Two cohorts were compared: 1) patients who took UPA and 2) patients who took GnRH analogs. The time period of this secondary analysis included only patients enrolled from 1st September 2014, when ulipristal was introduced into the Italian market, to 31st December 2015.

UPA received the therapeutic indication of long-term intermittent treatment of UFs only in 2016; therefore, in this study, only presurgical indication could be considered. Patients with less than 6 months of follow-up were excluded. Women undergoing surgery could be present in both groups; in addition, as not all patients with UFs took UPA or GnRH analogs, fewer patients were included in the ancillary study than in the overall population.

The data analysis procedure was similar to that of the main study and consisted first of an overall description of patients' characteristics followed by further analyses focused on age and local health authority. Compared with the main study, the ancillary one explored in more detail the utilization of UPA and GnRH analogs also outside their therapeutic indication.

Cost analysis

The perspective of the analysis was that of our NHS. Hence, only direct medical costs were considered; nonmedical direct costs, indirect costs, and intangible costs were excluded. Unit costs for drugs, diagnostics, hospitalization, specialist consultations, and surgeries are listed in Table 1. The total cost for each individual patient was calculated by multiplying the amount of resources consumed by their unit cost.

Statistical analysis

Quantitative variables were expressed as mean \pm SD. Qualitative variables were expressed as absolute and relative frequencies. To test for differences between groups, chi-square test and Student's *t*-test were used for categorical variables and continuous variables, respectively.

Using the dependent variables, a multivariate analysis was performed based on binary logistic regression. Final results were expressed as adjusted odds ratio (with 95% CI).

All statistical tests used a significance level of 0.05. All calculations were performed using STATA 12 software.

Results

In an overall population of 2.4 million people from three local health authorities (northern, central, and southern Italy), 5,665 women with UFs were identified over the period from 1st January 2009 to 31st December 2015.

The descriptive analysis of all patients with UFs is shown in Table 2. People assisted in the health care districts were 1.1 million in the north, 0.5 million in the center, and 0.8 million in the south. The mean age was 45.8; the Charlson index was \sim 1, indicating a low comorbidity; only in 15.5% of cases was the Charlson index >1 .

Most of the patients underwent a medical echography; other, more expensive tests like magnetic resonance, hysterosalpingography, and bone mineralometry were prescribed less frequently.

A total of 74.3% of patients with UFs took medications such as tranexamic acid for symptom control and for therapeutic purposes (e.g., UPA and GnRH analogs).

Main study

Table 2 summarizes our descriptive analysis of all patients with UFs along with the data of the two cohorts of the main study (i.e., patients who underwent surgery versus patients who did not undergo surgery). Most of the patients with UFs undergoing surgery were in the north ($n=1,730$, equivalent to 73.6%), whereas the situation in the south was the opposite ($n=427$, 16.7% of the patients). The mean age did not differ between the two groups.

Regarding comorbidity, the Charlson index was significantly higher in patients who did not undergo surgery. In fact, these patients received a closer monitoring of the disease over time compared to surgical patients (on average an index of 1.1 versus 0.6). Furthermore, 40.2% of patients who underwent surgery took the index drugs, and only 11.5% took drugs with presurgical therapeutic indication.

Table 1 Unit costs included in the analysis

	Cost		Cost
GnRH analogs		Reliever medications	
Decapeptyl*fl 1.25 mg+2 mL+1 sir	€393.22	Activelle*28 cpr Riv 1 mg+0.5 mg	€9.23
Decapeptyl*fl 3.75 mg+2 mL+1 sir	€174.97	Angeliq*28 cpr Riv 1 mg+2 mg	€17.41
Enantone*im sc fl+ts 11.25 mg rp	€317.45	Crinone*Gel Vag 8% 15 appl 1d	€53.51
Enantone*im sc fl+ts 3.75 mg rp	€158.28	Dufaston*14 cpr Riv 10 mg	€4.70
Enantone*im sc sir 11.25 mg/mL rp	€337.94	Esolut*12 Ov Vag 200 mg	€12.16
Enantone*im sc sir 3.75 mg/mL rp	€165.38	Femoston 2/10*14 cpr Ro+14 Gial	€9.23
Gonapeptyl depot*sir 3.75 mg+so	€162.25	Fostimon*10 fl 75 ui+10f	€129.07
Suprefact*iniet 1f 5.5 mL 1 mg/mL	€19.33	Gestodiol*21 cpr Riv 75+30 mcg	€2.89
Suprefact*spray nas 0.1 mg/erog	€30.67	Ginoden*21 cpr Riv 0.075+0.03 mg	€4.21
Zoladex*sc 1 sir 3.6 mg rp	€188.24	Gonal F*(600 ui) 1050 ui/1.75 mL	€564.86
Zoladex*sc sir 10.8 mg rp	€461.53	Gonal F*Sc 10 fl 75 ui+10 sir 1 mL	€286.06
Ulipristal acetate		Gonal F*Sc 10 fl 75 ui+10 sir 1 mL	€438.68
ESMYA*28 CPR 5 mg	€221.78	Gonal F*Sc 1 pen 450 ui/0.75 mL+12	€171.63
Diagnostics		Gonasi Hp*Im Sc 1 fl 5000 ui/1 mL	€5.16
Abdominal ecography	€43.88	Gonasi Hp*Im Sc 3 fl 2000 ui/1 mL	€6.85
Abdominal magnetic resonance	€242.25	Kipling*21 cpr Riv 0.075+0.03 mg	€2.74
Hysterosalpingography	€118.7	Lentogest*Im 1f 341 mg/2 mL	€3.77
Computerized bone mineralometry	€43.19	Lutenyl*30 cpr 5 mg	€13.62
Surgical interventions		Lutogin*30 cps Molli 100 mg	€4.95
Laparoscopy	€2,854.25	Luveris*Sc 3 fl 75 ui+3 fl Solv	€127.00
Laparotomy	€3,240.99	Milvane*21 cpr Riv	€4.75
Hysteroscopy	€1,986.36	Minulet*21 cpr 0.075 mg+0.030 mg	€4.21
Hysterectomy	€3,083.49	Naemis* 24 Cpr 1.5+3.75 mg	€9.20
		Nomegestrol Farmit*30 cpr 5 mg	€8.45
		Ovitrelle*Sc 1 pen 250 mcg/0.5 mL	€41.11
		Ovitrelle*Sc 1 sir 250 mcg/0.5 mL	€43.19
		Pergoveris*Sc 10 fl 150 ui/75 ui	€1,197.23
		Planum*21 cpr 0.15 mg+0.03 mg	€4.60
		Practil*21 cpr 0.15 mg+0.03 mg	€4.59
		Pregnyl*Im 3f 5000 ui+3f 1 mL	€14.68
		Primolut Nor*30 cpr 10 mg	€5.68
		Progeffik*Os Vag 15 cps 200 mg	€5.18
		Progeffik*Os Vag 30 cps 100 mg	€5.19
		Proluton*Im 1f 250 mg 1 mL	€2.63
		Prometrium*Os Vag 15 cps 200 mg	€5.40
		Prometrium*Os Vag 30 cps 100 mg	€5.40
		Prontogest*Iniet 3f 1 mL 100 mg/M	€4.98
		Puregon*Im Sc 5 fl 100 ui/0.5 mL	€260.67
		Puregon*Sc 1 cart 600 ui/0.72 mL	€326.19
		Puregon*Sc 1 cart 900 ui/1.08 mL	€465.98
		Tranex*30 cps 250 mg	€4.93
		Tranex*30 cps 500 mg	€8.84
		Tranex*lv 6f 5 mL 500 mg	€6.59
		Triminulet*21 cpr Riv	€4.80
		Ugurol*20 cpr 250 mg	€3.71
		Ugurol*lv Os Loc 5f 5 mL 500 mg	€3.80
		Ugurol*lv Os Loc 6f 5 mL 500 mg	€4.28

Abbreviation: GnRH, gonadotropin-releasing hormone.

Figure 1 shows how the patients included in our database were divided into subgroups based on local health care authorities, age, type of surgery, drug therapy, and treatment with UPA or GnRH analogs. Panel 1A shows that most patients taking GnRH analogs or UPA, in the absence of surgery, lived in the south.

In Panel 1B, the age distribution of patients who did not undergo surgery shows that the frequency of drug treatments increased with age (from a minimum of 1.2% under 25 years, up to 58.1% in the range of 46–55 years).

Panel 1C shows that the most frequent surgery was hysterectomy (70.1%, 1,785 of 2,545 patients).

Table 2 Demographics and health care history of women with diagnosis of uterine fibroids: comparison between surgical and nonsurgical patients

	Total, N (%) / mean (SD)	Surgery, N (%) / mean (SD)	No surgery, N (%) / mean (SD)	P-value
Patients included	5,665	2,433	3,232	
North	2,352 (41.5%)	1,730 (73.6%)	622 (26.4%)	
Central	751 (13.3%)	276 (36.8%)	475 (63.2%)	
South	2,562 (45.2%)	427 (16.7%)	2,135 (83.3%)	
Age	45.8 (6.2)	46.2 (5.5)	45.4 (6.6)	<0.001
Charlson index	0.8 (1.5)	0.5 (1.1)	1.0 (1.7)	<0.001
Charlson index >1	880 (15.5%)	269 (11.1%)	611 (18.9%)	<0.001
Age, years				
18–25	1.8 (3.2)	0.4 (0.8)	2.0 (3.4)	NS
26–35	0.8 (1.8)	0.3 (0.8)	1.1 (2.0)	<0.001
36–45	0.8 (1.6)	0.5 (1.1)	1.0 (1.8)	<0.001
46–55	0.8 (1.3)	0.6 (1.1)	0.9 (1.5)	<0.001
North	0.5 (1.2)	0.4 (1.1)	0.6 (1.4)	<0.001
Central	1.1 (1.7)	0.7 (1.1)	0.7 (1.4)	NS
South	0.7 (1.3)	0.9 (1.2)	1.1 (1.8)	<0.01
Diagnostics	0.9 (1.6)	0.6 (1.1)	1.1 (1.9)	<0.001
Abdominal ecography	0.6 (1.3)	0.5 (0.9)	0.7 (1.5)	<0.05
Abdominal magnetic resonance	0.0 (0.2)	0.0 (0.2)	0.0 (0.2)	NS
Hysterosalpingography	0.0 (0.1)	0.0 (0.1)	0.0 (0.1)	<0.001
Computerized bone mineralometry	0.3 (0.6)	0.1 (0.4)	0.3 (0.8)	
Patients who took medications	4,209 (74.3%)	977 (40.2%)	3,232 (100.0%)	<0.001
Systemic hormonal contraceptives	205 (3.6%)	113 (4.6%)	92 (2.8%)	<0.001
Progestins	1,036 (18.3%)	443 (18.2%)	593 (18.3%)	NS
Combination progestin/estrogen	22 (0.4%)	4 (0.2%)	18 (0.6%)	<0.05
Tranexamic acid	1,361 (24.0%)	577 (23.7%)	784 (24.3%)	NS
GnRH analogs	3,156 (55.7%)	244 (10%)	2,912 (90.1%)	<0.001
Ulipristal acetate	392 (6.9%)	36 (1.5%)	356 (11.0%)	<0.001

Abbreviations: GnRH, gonadotropin-releasing hormone; NS, not significant.

Finally, panel 1D shows that 95% of surgeries were in the 36–45 and 46–55 age groups.

Ancillary study

Table 3 shows the analysis of patients according to the medical treatment. The total number of patients included in the ancillary study was 1,352, 61.2% of whom resided in the south. Patients had a mean age of 45 years; Charlson index was about 1% and 10.9% after medical therapy underwent surgery.

The cohort receiving GnRH analogs included 1,075 patients, 66.5% of whom resided in the south; 277 patients were treated with UPA, 41.5% in the north, 40.8% in the south, and 17.7% in central Italy. Age did not vary significantly between the two groups while the Charlson index was lower in the UPA group. While 92.2% of patients treated with GnRH analogs did not undergo surgery, 76.9% of patients were treated with UPA.

The two cohorts were further investigated considering the number of prescribed (and reimbursed) medication packages

(Figure 2). Forty percent of patients of the UPA group took three drug packages, 24% <3 packages and only 6% >6 packages. In the GnRH analogs group, 25.6% of patients received 1 package, 9.0% 2 packages, and 62.5% >4 packages (48.9% >10 packages).

Cost analysis – main study

In the main study (5,665 patients), the mean cost per patient was €3,249.31, with a median of €2,978.71. Figure 3A shows the distribution of the total cost per patient.

The shape of the costs distribution curve was trimodal.

To investigate the types of patients who generated a high cost for the NHS, the cost distribution has been divided for patients who underwent surgery and patients who did not (Figure 3B).

The mean costs of the two arms were similar: €3,290.28 for surgery patients versus €3,218.46 for no surgery.

The cost distribution was different in the two arms. In patients who underwent surgery, the distribution is Gaussian, with the median very similar to the mean, €3,067.00.

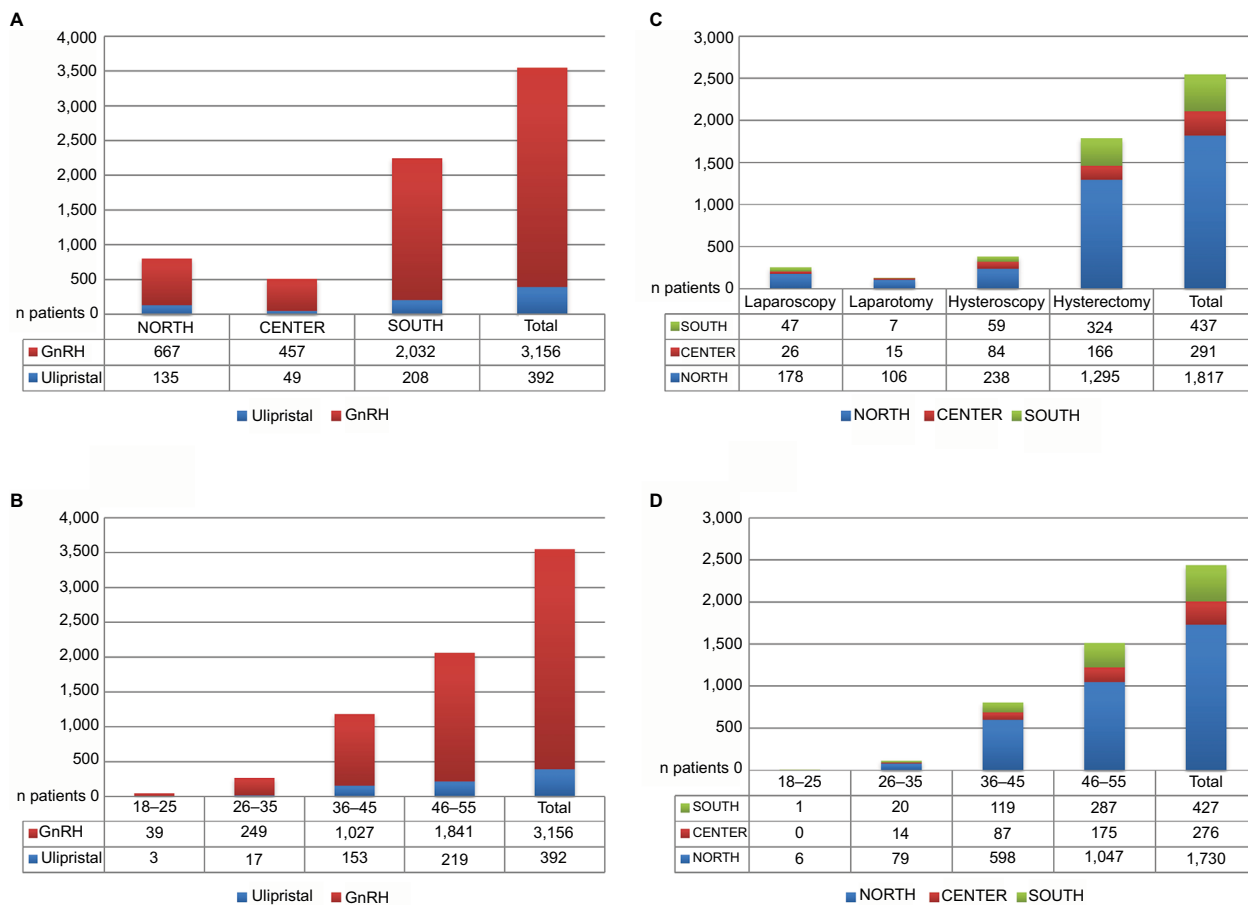


Figure 1 Number of patients, included in the main study, divided according to the following criteria: health districts in nonsurgical patients (A), age groups in nonsurgical patients (B), type of surgery in surgical patients (C), and age groups in surgical patients (D). **Abbreviation:** GnRH, gonadotropin-releasing hormone.

The costs distribution in patients who did not undergo surgery was bimodal and the median was lower than the mean.

Cost analysis – ancillary study

Figure 4 shows the cost distribution for the ancillary study. This analysis excluded the cost of surgery in order to evaluate only the medication costs related to the treatment of UFs. Panel 4A about total costs distribution included all patients of the ancillary study and showed that there was a high number of patients in the ranges between €0 to €500 and €1,000 to €1,500. Panel 4B shows the cost differences in patients receiving GnRH versus those taking UPA: 67% of patients of the former group cost <€500 while in the latter group (277 patients) the mean cost was €487. In patients treated with GnRH, 43.9% was in the range from €1,001 to €1,500 with a mean cost of €751.

Discussion

This retrospective observational study is the first that provided epidemiological data on a very large sample of patients representative of our peninsula.

The data-linkage technique used to create our patient sample from administrative databases allowed us to obtain quite detailed information about real-world patients. The perspective of the NHS was useful to quantify the impact of the disease in a public health system like the Italian one, even though we could not entirely clarify the resource consumption related to the disease. In fact, our study design did not consider nonmedical direct, indirect, and intangible costs that are likely to be high in this disease.¹³

Furthermore, unlike several other diseases (for example, cancer), out-of-pocket expenses of women with UF are high, as several gynecological examinations are performed privately. Another feature of this disease, which influences the epidemiological evidence, is the frequent absence of symptoms directly related to the disease in a significant number of patients (which could even reach 50%).¹⁴ Hence, our epidemiological data might be an underestimation of the real data.

One of the main objectives of our study, that is, investigating misuse of surgery and of medical treatment, provided quite unexpected results. The surgical approach is employed

Table 3 Demographics and health care history of women with diagnosis of uterine fibroids treated with GnRH analogs or ulipristal acetate

	Total N (%)/ mean (SD)	GnRH analogs N (%) /mean (SD)	Ulipristal acetate N (%) /mean (SD)	P-value
Patients included	1,352	1,075	277	
North	238 (17.6%)	123 (11.5%)	115 (41.5%)	
Central	286 (21.2%)	237 (22.0%)	49 (17.7%)	
South	828 (61.2%)	715 (66.5%)	113 (40.8%)	
Age (years)	45.2±6.0	45.3±6.1	45.0±5.6	NS
Charlson index	0.9±1.6	1.0±1.7	0.6±1.0	<0.001
Charlson index >1	273 (20.2%)	239 (22.2%)	34 (12.3%)	<0.001
Age, years				
18–25	2.6 (3.8)	3.2 (4.0)	0	NS
26–35	1.0 (1.8)	1.1 (1.9)	0.8 (1.0)	NS
36–45	0.9 (1.6)	1.0 (1.6)	0.7 (1.2)	NS
46–55	0.9 (1.6)	1.0 (1.7)	0.5 (1.1)	<0.001
North	0.8 (1.6)	1.3 (2.0)	0.4 (0.9)	<0.001
Central	0.5 (1.0)	0.5 (1.0)	0.4 (0.8)	NS
South	1.1 (1.8)	1.1 (1.8)	0.8 (1.4)	
Diagnostics	0.1 (0.4)	0.1 (0.4)	0.1 (0.4)	
Abdominal ecography	0.1 (0.3)	0.1 (0.3)	0.1 (0.4)	NS
Abdominal magnetic resonance	0.0 (0.1)	0.0 (0.1)	0.0 (0.1)	NS
Hysterosalpingography	0.0	0.0	0.0	–
Computerized bone mineralometry	0.0 (0.2)	0.0 (0.2)	0.0 (0.1)	<0.01
Patients who took medications	124 (9.2%)	79 (7.3%)	45 (16.2%)	<0.001
Systemic hormonal contraceptives	3 (0.2%)	1 (0.1%)	2 (0.7%)	NS
Progestins	49 (3.6%)	35 (3.3%)	14 (5.1%)	NS
Combination progestin/estrogen	1 (0.1%)	1 (0.1%)	2 (0.0%)	NS
Tranexamic acid	83 (6.1%)	50 (4.7%)	33 (11.9%)	<0.001
Surgery	148 (10.9%)	84 (7.8%)	64 (23.1%)	<0.001
No surgery	1,204 (89.1%)	991 (92.2%)	213 (76.9%)	<0.001
Multivariate analysis (logistic regression)				
Covariates	OR	95% CI		P-value
Region				
North	1.000			
Central	0.219	0.144	0.334	<0.001
South	0.188	0.133	0.267	<0.001
Age	1.005	0.981	1.030	NS
Charlson index	0.814	0.718	0.923	0.001
Diagnostic tests⁺⁺				
No	1.000			
Yes	0.521	0.315	0.861	<0.05
Concomitant medications⁺⁺				
No	1.000			
Yes	2.180	1.420	3.346	<0.001
Surgery⁺⁺⁺				
No	1.000			
Yes	1.945	1.303	2.903	0.001

Notes: *At least one of abdominal ecography, abdominal magnetic resonance, hysterosalpingography, computerized bone mineralometry. **At least one of systemic hormonal contraceptives, progestins, combination progestin/estrogen, tranexamic acid. ***At least one of laparoscopy, laparotomy, hysteroscopy, hysterectomy.

Abbreviations: GnRH, gonadotropin-releasing hormone; NS, not significant; OR, odds ratio.

mainly in northern Italy, and this finding emphasizes, also for Italy, the results by Pazzaglia et al concerning the subjectivity of choosing either the surgical or the medical approach in this disease.¹² Furthermore, the prevalence of the most

invasive surgical technique, hysterectomy, is a factor that deserves to be assessed in terms of patients' quality of life and posthospitalization costs. The rationale behind the high rate of hysterectomies in northern Italy is not known, but a

n boxes	Ulipristal		GnRH analogs	
	n	%	n	%
1	14	5.1%	275	25.6%
2	25	9.0%	97	9.0%
3	110	39.7%	32	3.0%
4	41	14.8%	41	3.8%
5	18	6.5%	21	2.0%
6	51	18.4%	18	1.7%
7	11	4.0%	12	1.1%
8	6	2.2%	17	1.6%
9	0	0.0%	18	1.7%
10	1	0.4%	18	1.7%
>10	0	0.0%	526	48.9%
Total	277	100.0%	1075	100.0%

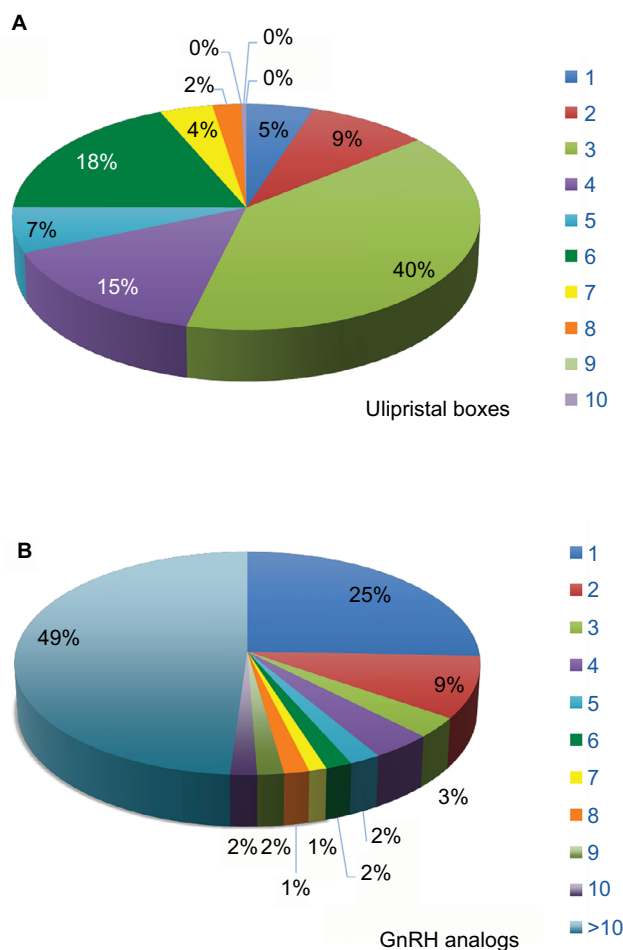


Figure 2 Number of prescribed and reimbursed medication packages per patient. Ulipristal (A) and GnRH analogs (B). **Abbreviation:** GnRH, gonadotropin-releasing hormone.

reduction in surgical interventions due to the new UPA long-term therapeutic indication can be expected. In the ancillary study, we carried out an analysis focused on medical therapies to investigate the heterogeneity of therapeutic choices and the potential areas of inappropriate prescription. UPA has been commercially available in Italy since 2012 and has been reimbursed by the NHS since 2014.

Regarding the GnRH analog cohort, there was, particularly in the south, the prescription of a high number of packages. Considering that most of the patients treated with medications belonged to the highest age group, studying the prescription pattern was of interest. The approved dosing schedules of UPA, consisting of one or two 3-month cycles of drug treatment before surgery, were observed. Conversely, the use of >10 packages in 49% of GnRH analogs patients is inappropriate and does not reflect the approved dosing schedule; one interpretation of this finding is that the drug was administered off label until menopause without considering adverse events that cannot be adequately managed

with complementary therapies.¹⁵ This off-label long-term treatment of GnRH is an unexpected and surprising deviation from the international standard and recommendations. All in all, the multivariate results emphasized the critical role played by the geographic jurisdiction. In addition, after adjusting for covariates, concomitant medications and surgery proved to be more frequent in the patients' group treated with UPA than in the controls.

Since late 2016, only UPA has been approved for long-term intermittent treatment of UFs, based on the findings of the PEARL IV trial.¹⁶ In the future, off-label treatments with GnRH, observed herein in a real setting, might be replaced by intermittent long-term therapy with UPA, considering the safety and efficacy data that led to its long-term therapeutic indication. The last part of our study concerning costs was interesting to better understand the economic impact of the disease on the Italian NHS.

The mean cost per patient of €3,249 did not vary significantly between patients who underwent surgery and those

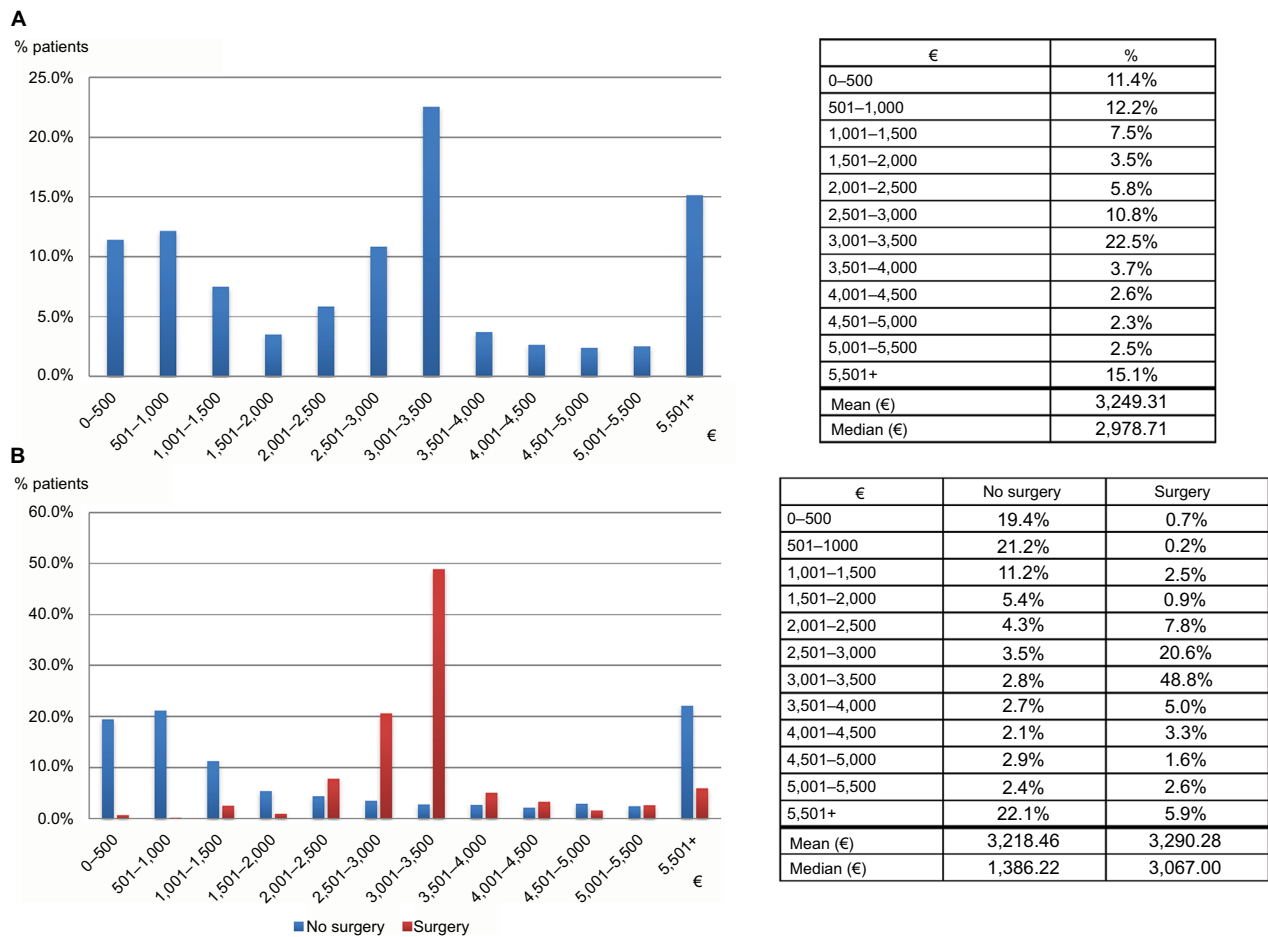


Figure 3 Distribution of total direct costs per patients in the main study: overall (A) and divided by surgical and nonsurgical patient groups (B).

who did not, but the costs distribution clarified the different pattern of resource consumption. The patients who underwent surgery substantially consumed resources related to surgery, while in the patients who did not undergo surgery, these figures were divided substantially between either low cost (52% <€1,500) or high cost (22.1% >€5500). The heterogeneity of cost data is even more evident in the ancillary study, which considered only patients from 2014 and excludes surgical costs. Figure 4 shows that treatment with GnRH costs 54% more than ulipristal (€751.10 versus €487.07), and this might be due to the inappropriate long-term use of GnRH.

The main limitation of our study is related to the observation period that, regarding the pharmacological treatment with UPA, did not allow us to perform an adequate follow-up of the patients. In addition, the cost data are likely to be an underestimation of the real economic impact of the disease, likely because the analysis only considered direct medical costs of the NHS, so that women with UFs might have paid for some health care resources on their own. The strengths of this study include its large sample and the representativeness

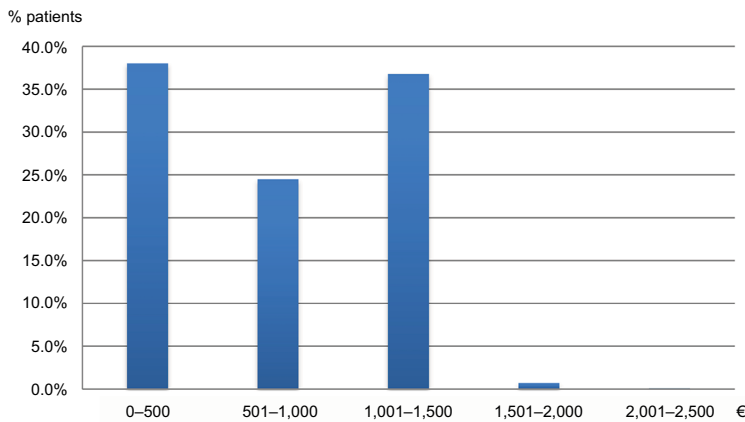
of the three patient cohorts living in northern, central, and southern areas of Italy.

Conclusion

Evidence from real-world studies should be combined with randomized clinical trials evidence to provide a more complete picture of the intervention effectiveness and realistic treatment outcomes. This is the first retrospective real-world observational study conducted in Italy on a large sample of patients with UFs. Our study showed a high prevalence of UFs in Italy with high related costs for the NHS. Surgery was the favorite treatment in northern Italy, whereas drugs for UF therapy were taken mostly in the south; GnRH analogs were often prescribed off label leading to too many packages per patient.

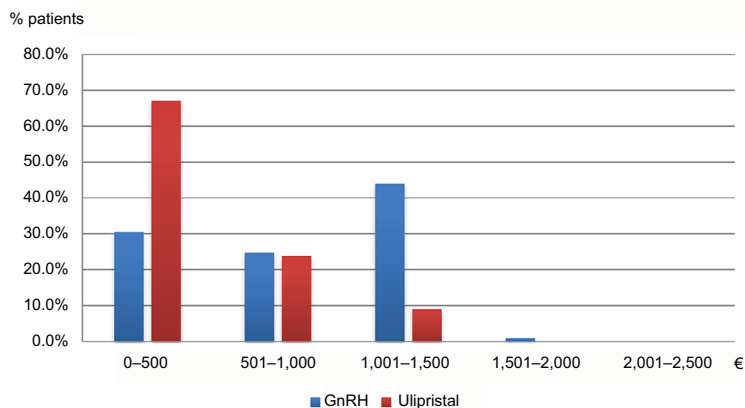
Our findings provide new epidemiological data on the disease and highlight both medical and surgical treatment data that would require more surveillance by regulatory agencies. Further epidemiological studies would be required, considering that the new long-term intermittent treatment of UPA for

A



€	%
0-500	38.0%
501-1,000	24.5%
1,001-1,500	36.8%
1,501-2,000	0.7%
2,001-2,500	0.1%
Total	100.0%
Mean (€)	697.00
Median (€)	766.83

B



€	GnRH	Ulipristal
0-500	30.5%	67.1%
501-1,000	24.7%	23.8%
1,001-1,500	43.9%	9.0%
1,501-2,000	0.8%	0.0%
2,001-2,500	0.1%	0.0%
Total	100.0%	100.0%
Mean (€)	751.10	487.07
Median (€)	900.50	444.18

Figure 4 Distribution of total direct costs per patients in the ancillary study: overall (A) and divided by GnRH and ulipristal acetate patient groups (B). **Abbreviation:** GnRH, gonadotropin-releasing hormone.

UFs will likely have an important impact in the optimization of resource consumption to satisfy a clinical unmet need.

Acknowledgments

Analyses provided in this manuscript were conducted by CliCon S.r.l., a private firm specialized in outcomes research analyses. Data for analyses were retrieved from administrative databases of a sample of local health units. To comply with Italian regulation on the conduction of observational analysis, CliCon S.r.l. notified the study to the local ethics committee of each participating local health units and, after approval, was entitled by contract as the body for the conduction of the analyses. Data were extracted by the staff of each local health unit and their databases were anonymized in full compliance with the Italian code of protection of personal data (Legislative Decree, 196/03). All results of the analyses provided by CliCon S.r.l. to researchers were provided at an aggregated level, which were not possible to assign, either directly or indirectly, to the individual patients. The authors thank the staff of CliCon S.r.l. (Luca Degli Esposti, Valentina

Perrone, Chiara Veronesi, Davide Alessandrini, Valerio Blini, and Stefano Buda) for their contributions to the scientific advancement of the study.

Italian Society for Clinical Pharmacy and Therapeutics (SIFaCT) has received research grants from Gedeon Richter Italia srl.

Disclosure

The authors report no conflicts of interest in this work.

References

1. Rice KE, Secrist JR, Woodrow EL, Hallock LM, Neal JL. Etiology, diagnosis, and management of uterine leiomyomas. *J Midwifery Womens Health*. 2012;57(3):241-247.
2. Parker WH. Etiology, symptomatology, and diagnosis of uterine myomas. *Fertil Steril*. 2007;87(4):725-736.
3. Wise LA, Laughlin-Tommaso SK. Epidemiology of uterine fibroids: from menarche to menopause. *Clin Obstet Gynecol*. 2016;59(1):2-24.
4. Lippman SA, Warner M, Samuels S, Olive D, Vercellini P, Eskenazi B. Uterine fibroids and gynecologic pain symptoms in a population-based study. *Fertil Steril*. 2003;80(6):1488-1494.
5. Downes E, Sikirica V, Gilabert-Estelles J, et al. The burden of uterine fibroids in five European countries. *Eur J Obstet Gynecol Reprod Biol*. 2010;152(1):96-102.

6. Viswanathan M, Hartmann K, McKoy N, et al. Management of uterine fibroids: an update of the evidence. *Evid Rep Technol Assess (Full Rep)*. 2007;154:1–122.
7. Fernandez H, Chabbert Buffet N, Allouche S. Prévalence du fibrome utérin en France et impact sur la qualité de vie à partir d'une enquête menée auprès de 2500 femmes de 30–55 ans. [Prevalence of uterine fibroids in France and impact on quality of life: results of a survey among 2500 women between 30–55 years]. *J Gynecol Obstet Biol Reprod (Paris)*. 2014;43(9):721–727. French.
8. Zimmermann A, Bernuit D, Gerlinger C, Schaeffers M, Geppert K. Prevalence, symptoms and management of uterine fibroids: an international internet-based survey of 21,746 women. *BMC Womens Health*. 2012;12:6.
9. Ahrendt HJ, Tylkoski H, Rabe T, et al. Prevalence of uterine myomas in women in Germany: data of an epidemiological study. *Arch Gynecol Obstet*. 2016;293(6):1243–1253.
10. Laberge PY, Vilos GA, Vilos AG, Janiszewski PM. Burden of symptomatic uterine fibroids in Canadian women: a cohort study. *Curr Med Res Opin*. 2016;32(1):165–175.
11. Gurusamy KS, Vaughan J, Fraser IS, Best LM, Richards T. Medical therapies for uterine fibroids – a systematic review and network meta-analysis of randomised controlled trials. *PLoS One*. 2016;11(2):e0149631.
12. Pazzaglia E, Praet J, Vandromme J, Rozenberg S. Medical or surgical management of fibroids? An internet survey of gynecologists' views. *Maturitas*. 2017;95:6–10.
13. Soliman AM, Yang H, Du EX, Kelkar SS, Winkel C. The direct and indirect costs of uterine fibroid tumors: a systematic review of the literature between 2000 and 2013. *Am J Obstet Gynecol*. 2015;213(2):141–160.
14. Okolo S. Incidence, aetiology and epidemiology of uterine fibroids. *Best Pract Res Clin Obstet Gynaecol*. 2008;22(4):571–588.
15. Moroni RM, Martins WP, Ferriani RA, et al. Add-back therapy with GnRH analogues for uterine fibroids. *Cochrane Database Syst Rev*. 2015;3:CD010854.
16. Donnez J, Hudecek R, Donnez O, et al. Efficacy and safety of repeated use of ulipristal acetate in uterine fibroids. *Fertil Steril*. 2015;103(2):519.e3–527.e3.

ClinicoEconomics and Outcomes Research

Publish your work in this journal

ClinicoEconomics and Outcomes Research is an international, peer-reviewed open-access journal focusing on health technology assessment, pharmacoeconomics and outcomes research in the areas of diagnosis, medical devices, and clinical, surgical and pharmacological intervention. The economic impact of health policy and health systems

organization also constitute important areas of coverage. The manuscript management system is completely online and includes a very quick and fair peer-review system, which is all easy to use. Visit <http://www.dovepress.com/testimonials.php> to read real quotes from published authors.

Submit your manuscript here: <https://www.dovepress.com/clinicoeconomics-and-outcomes-research-journal>

Dovepress