



Cite this: *RSC Adv.*, 2019, 9, 12195

# A computational study to determine whether substituents make $E_{13}\equiv$ nitrogen ( $E_{13} = B, Al, Ga, In,$ and $Tl$ ) triple bonds synthetically accessible†

Shi-Lin Zhang,<sup>a</sup> Ming-Chung Yang<sup>a</sup> and Ming-Der Su <sup>\*ab</sup>

This study theoretically determines the effect of substituents on the stability of the triple-bonded  $L-E_{13}\equiv N-L$  ( $E_{13} = B, Al, Ga, In,$  and  $Tl$ ) compound using the M06-2X/Def2-TZVP, B3PW91/Def2-TZVP, and B3LYP/LANL2DZ+dp levels of theory. Five small substituents (F, OH, H,  $CH_3$  and  $SiH_3$ ) and four large substituents ( $SiMe(Si^tBu_3)_2$ ,  $Si^iPrDis_2$ , Tbt ( $= C_6H_2-2,4,6-(CH(SiMe_3)_2)_3$ ) and  $Ar^*$  ( $= C_6H_3-2,6-(C_6H_2-2,4,6-i-Pr_3)_2$ )) are used. Unlike other triply bonded  $L-E_{13}\equiv P-L$ ,  $L-E_{13}\equiv As-L$ ,  $L-E_{13}\equiv Sb-L$  and  $L-E_{13}\equiv Bi-L$  molecules that have been studied, the theoretical findings for this study show that both small (but electropositive) ligands and bulky substituents can effectively stabilize the central  $E_{13}\equiv N$  triple bond. Nevertheless, these theoretical observations using the natural bond orbital and the natural resonance theory show that the central  $E_{13}\equiv N$  triple bond in these acetylene analogues must be weak, since these  $E_{13}\equiv N$  compounds with various ligands do not have a real triple bond.

Received 14th January 2019

Accepted 10th April 2019

DOI: 10.1039/c9ra00318e

rsc.li/rsc-advances

## 1. Introduction

Molecules that feature multiple bonds have been the subject of many studies because of their economic and academic importance.<sup>1–49</sup> Recently, molecules containing a  $L-E_{13}\equiv E_{15}-L$  ( $E_{13} = B, Al, Ga, In,$  and  $Tl$ ;  $E_{15} = P, As, Sb,$  and  $Bi$ ) triple bond, which are isoelectronic to the alkyne analogues  $R-E_{14}\equiv E_{14}-R$  ( $E_{14} = C, Si, Ge, Sn$  and  $Pb$ ), have been the subject of theoretical study.<sup>52–65</sup> This study focuses on the other acetylene analogues; *i.e.*, the triply bonded  $L-E_{13}\equiv N-L$  compounds that contain group 13 ( $E_{13}$ ) and nitrogen atoms. As far as the authors are aware, only very few triply bonded compounds that contain a nitrogen element (*i.e.*,  $L-B\equiv N-L$ ,<sup>66–69</sup>  $L-Ga\equiv N-L$ ,<sup>70,71</sup> and  $L-In\equiv N-L$ <sup>70</sup>) have been successfully synthesized and isolated. No other triple bond molecules containing aluminum ( $L-Al\equiv N-L$ ) and thallium ( $L-Tl\equiv N-L$ ) have been both experimentally and theoretically reported.

Although the authors have already published 14 papers concerning group 13 group 15 triple bond molecules,<sup>52–65</sup> the present computational evidence demonstrates that the results about the stability of the triply bonded  $RE_{13}\equiv NR$  compounds are quite different from our previous theoretical examinations. For instance, the theoretical conclusions based on our previous papers show that only the bulky ligands can stabilize the triply bonded  $L-E_{13}\equiv E_{15}-L$  ( $E_{15} = P, As, Sb,$  and  $Bi$ ) molecules.<sup>52–65</sup>

Nevertheless, in this work, the authors' computations in this work reveal that both small (but electropositive) ligands and bulky substituents can effectively stabilize the triply bonded  $L-E_{13}\equiv N-L$  compounds. In other words, the present theoretical evidences emphasize that both small (but electropositive) substituents and sterically bulky groups can successfully protect the central triple bond, which, in turn, can increase the bond order of this triple bond. Because of the difficulties in experimentally synthesizing these rare triply bonded molecules, this study theoretically determines the effect of substituents on the formation of  $L-E_{13}\equiv N-L$  featuring a triple bond. The geometrical structures and associated properties of stable  $L-E_{13}\equiv N-L$  molecules are theoretically predicted. Accordingly, the present work can conduct the experimental chemists how to design and synthesize the triply bonded  $RE_{13}\equiv NR$  compounds using the effective way.

## 2. General considerations

In order to determine the valence electronic structures of  $L-E_{13}\equiv N-L$ , similarly to our previous studies,<sup>50–64</sup> the  $L-E_{13}\equiv N-L$  species is divided into two fragments:  $L-E_{13}$  and  $L-N$ . These are shown in Fig. 1.

As seen in Fig. 1, there are two mechanisms for the formation of the  $L-E_{13}\equiv N-L$  triple bond species at the singlet ground state. The choice of mechanism [A] or mechanism [B] respectively depends on the promotion energy of  $L-N$  and  $L-E_{13}$  moieties. For mechanism [A], a singlet  $L-E_{13}$  and a singlet  $L-N$  combine to yield a singlet  $L-E_{13}\equiv N-L$  molecule, which is named a singlet–singlet bonding ( $[L-E_{13}]^1 + [L-N]^1 \rightarrow [L-E_{13}\equiv N-L]^1$ ). For mechanism [B], a triplet  $L-E_{13}$  and a triplet  $L-N$

<sup>a</sup>Department of Applied Chemistry, National Chiayi University, Chiayi 60004, Taiwan. E-mail: midesu@mail.ncyu.edu.tw

<sup>b</sup>Department of Medicinal and Applied Chemistry, Kaohsiung Medical University, Kaohsiung 80708, Taiwan

† Electronic supplementary information (ESI) available. See DOI: 10.1039/c9ra00318e



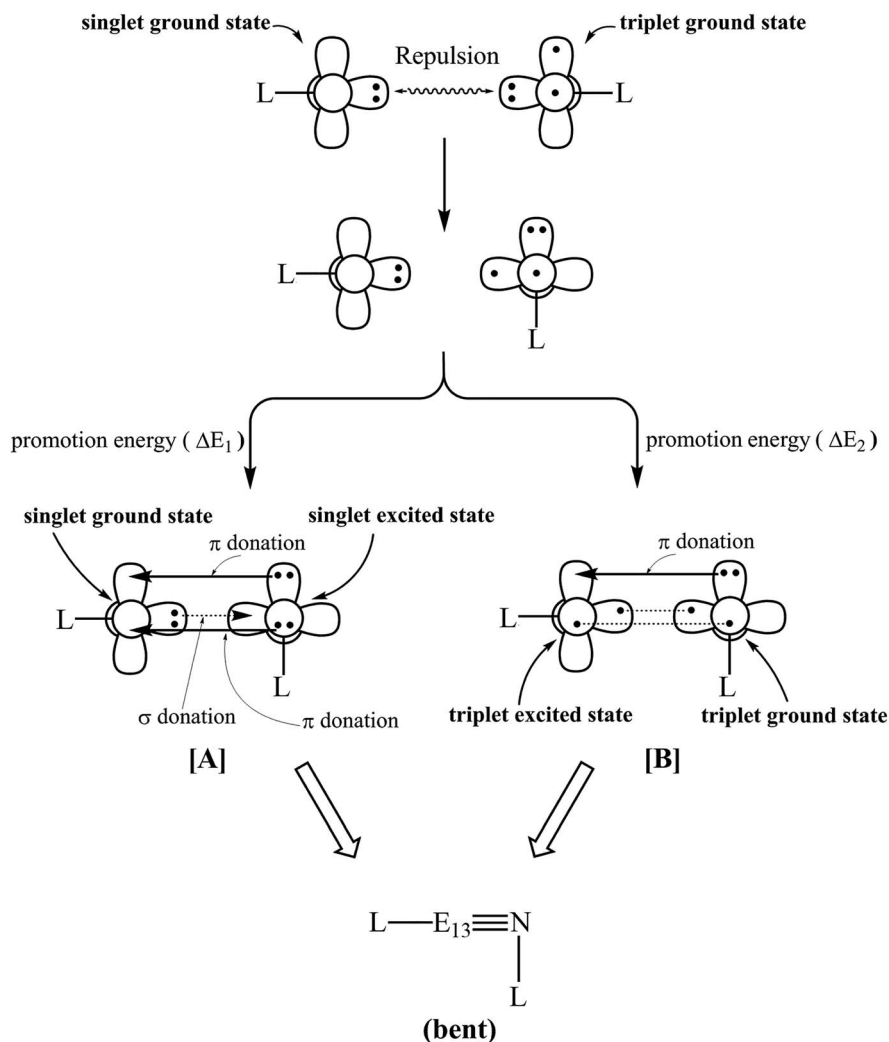


Fig. 1 The valence-bond bonding mechanisms [A] and [B] for the triply bonded  $L-E_{13}\equiv N-L$  molecule:  $\Delta E_1 = E(\text{triplet state for } R-N) - E(\text{singlet state for } R-N)$  and  $\Delta E_2 = E(\text{triplet state for } R-E_{13}) - E(\text{singlet state for } R-E_{13})$ .

couple to yield a singlet  $L-E_{13}\equiv N-L$  compound, which is called a triplet-triplet bonding ( $[L-E_{13}]^3 + [L-N]^3 \rightarrow [L-E_{13}\equiv N-L]^1$ ).

The chemical bonding nature of mechanism [A] in Fig. 1 contains three types of chemical bonds: a valence lone pair orbital of  $E_{13} \rightarrow$  a valence p orbital of N, a valence p orbital of  $E_{13} \leftarrow$  a valence lone pair orbital of N, and a valence p orbital of  $E_{13} \leftarrow$  a valence p orbital of N. In other words, the  $E_{13}\equiv N$  triple bond features one  $E_{13} \rightarrow N$   $\sigma$  donation bond and two  $E_{13} \leftarrow N$   $\pi$  donation bonds. Therefore, the central  $E_{13}\equiv N$  triple bond in mechanism [A] can be regarded as  $L-E_{13} \rightleftharpoons N-L$ .

For mechanism [B], the chemical bonding character of the  $E_{13}\equiv N$  triple bond in Fig. 1 involves three types of chemical bonds: a valence lone pair orbital of  $E_{13} \leftarrow$  a valence p orbital of N, a valence p orbital of  $E_{13} \leftarrow$  a valence p orbital of N, and a valence p orbital of  $E_{13} \leftarrow$  a valence lone pair orbital of N. The  $E_{13}\equiv N$  triple bond features one traditional  $E_{13}-N$   $\sigma$  bond, one traditional  $E_{13}-N$   $\pi$  bond and one  $E_{13} \leftarrow N$   $\pi$  donation bond. Therefore, the principal  $E_{13}\equiv N$  triple bond in mechanism [B] can be described as  $L-E_{13} \rightleftharpoons N-L$ . The two non-degenerate  $\pi$  bonding orbitals ( $\pi_{\perp}$  and  $\pi_{\parallel}$ ) for  $H-B\equiv N-H$  are schematically represented in Fig. 2.

It is noteworthy that, as demonstrated in Fig. 1, the vital bonding in the triply bonded  $L-E_{13}\equiv N-L$  species contributes greatly to the lone pair of the  $N-L$  moiety, whose electron pair is donated to the empty p- $\pi$  orbital of the  $L-E_{13}$  component. In particular, the lone pair orbital of the  $N-L$  unit includes the s valence orbital of nitrogen. The atomic size of  $E_{13}$  is also apparently different from that of nitrogen, especially for the  $E_{13}$  elements with a higher atomic number. Therefore, the overlap in the orbital populations between  $E_{13}$  and nitrogen is expected to be small. That is to say, from the overlap population viewpoint, this theoretical analysis anticipates that the triple bond between  $E_{13}$  and N must be weak. This prediction is verified in the following discussion.

### 3. Results and discussion

#### 3.1 Small ligands on substituted $L-E_{13}\equiv N-L$

The effect of small ligands  $L$  ( $=F, OH, H, CH_3$  and  $SiH_3$ ) on the stability of the triply bonded  $L-B\equiv N-L$  molecules is determined. For comparison, three computational methods (M06-2X/Def2-TZVP, B3PW91/Def2-TZVP, and B3LYP/LANL2DZ+dp),

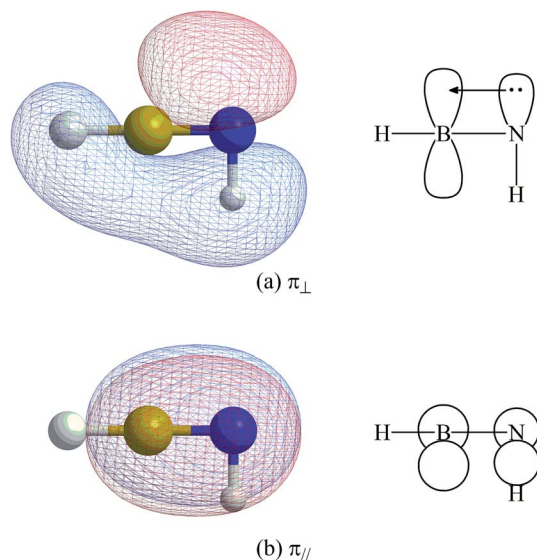


Fig. 2 The natural B≡N  $\pi$  bonding orbitals ( $\pi_{\perp}$  and  $\pi_{\parallel}$  for (a) and (b), respectively) for H-B≡N-H, based on Fig. 1.

based on density functional theory (DFT), are used to determine the relative stability of the doubly bonded  $L_2B=N$ : and  $:B=NL_2$  and the triply bonded  $L-B\equiv N-L$ . The calculated potential energy surfaces are schematically shown in Fig. 3.

Interestingly, unlike the other  $L-E_{13}\equiv E_{15}-L$  molecular systems that have been previously studied,<sup>50–64</sup> the theoretical data for this study using three DFT methods suggest that when ligands are small and electropositive, the triply bonded  $L-B\equiv N-L$  molecule could be experimentally produced and detected, since these triple bonded species are more thermodynamically stable than their corresponding doubly bonded  $L_2B=N$ : and  $:B=NR_2$  isomers. Actually, these triply bonded  $L-B\equiv N-L$  species, which is isoelectronic to the alkynes  $L-C\equiv C-L$  and which contain small and electropositive substituents were experimentally isolated and structurally characterized about three decades ago.<sup>65–68</sup>

Several important geometrical parameters and the associated physical properties of  $L-B\equiv N-L$  (Table 1),  $L-Al\equiv N-L$  (Table S1<sup>†</sup>),  $L-Ga\equiv N-L$  (Table S2<sup>†</sup>),  $L-In\equiv N-L$  (Table S3<sup>†</sup>) and  $L-Tl\equiv N-L$  (Table S4<sup>†</sup>) are listed in ESI<sup>†</sup>.

As shown in Table 1, these computations predict that the  $B\equiv N$  triple bond distance (Å) lies in the range, 1.246–1.276 (B3PW91/Def2-TZVP), 1.233–1.254 (M06-2X/Def2-TZVP) and 1.220–1.248 (B3LYP/LANL2DZ+dp). The reported experimental values for the  $B\equiv N$  triple bond length are 1.240 Å (ref. 65 and 66) and 1.258 Å,<sup>67,68</sup> which agree well with the theoretical data for this study.

In the case of the  $\Delta E_{ST}$  ( $=E(\text{triplet state}) - E(\text{singlet state})$ ) for the  $L-B$  fragment (Table 1), its excited energy from the singlet ground state to the triplet excited state is theoretically estimated to be at least 22 kcal mol<sup>-1</sup>. However, for the  $L-N$  moiety, the modulus advancement energy between the ground state and the first excited state is calculated to be at least 20 kcal mol<sup>-1</sup>. On the basis of the theoretical analysis in Section 2, this theoretical data shows that mechanism [A] is feasible for the interpretation

of the generation of the triply bonded  $L-B\equiv N-L$  species that feature small ligands. Therefore, the bonding disposition of  $L-B\equiv N-L$  with small substituents must be viewed as  $L-B\equiv N-L$ , so one  $B \rightarrow N$   $\sigma$  donation bond and two  $B \leftarrow N$   $\pi$  donation bonds constitute the  $B\equiv N$  triple bond. All the values for the Wiberg bond index (WBI)<sup>71,72</sup> in Table 1 show that  $B\equiv N$  bonds that are supported by small groups have values of less than 2.1, but the WBI for the  $C\equiv C$  bond in ethyne is 2.99. These  $L-B\equiv N-L$  species that feature small substituents have a bond order of much less than 2.00 for the central  $B-N$  bond, as shown in Table 1. One explanation for this is that, as shown in Fig. 1, the lone pair orbitals of both the  $L-B$  and  $L-N$  components contain the valence  $s$  characters. This significantly decreases the bonding strength between boron and nitrogen. It is also possible that the covalent radii of boron and nitrogen, at 82 pm and 70 pm,<sup>73</sup> result in a small overlapping population between B and N, which could result in small WBI values.

Similar to the 1,2-migration reactions for  $L-B\equiv N-L$ , the potential energy surfaces for the other triply bonded  $L-Al\equiv N-L$ ,  $L-Ga\equiv N-L$ ,  $L-In\equiv N-L$  and  $L-Tl\equiv N-L$  compounds are schematically represented in Fig. 4–7, respectively. Being close to the  $L-B\equiv N-L$  (Fig. 3) compound, the computational results for the 1,2-ligand-shift reactions show that either a proton or the ligands containing the carbon atom (such as  $CH_3$ ) stabilize the triply bonded  $L-E_{13}\equiv N-L$  ( $E_{13} = Al, Ga, In$  and  $Tl$ ) species relative to their corresponding double-bond isomers. This theoretical finding is quite different from those for the other  $L-E_{13}\equiv E_{15}-L$  systems that have been previously studied,<sup>52–64</sup> in which regardless of whether the small ligands are electronegative or electropositive, the triple-bond  $L-E_{13}\equiv E_{15}-L$  (except for  $E_{15} = N$ ) compounds are not thermodynamically stable in the 1,2-migration reactions. To the authors' best knowledge, both monomeric imides  $Ar'-M\equiv N-Ar''$  ( $M = Ga$  or  $In$ ;  $Ar'$  or  $Ar'' =$  terphenyl ligands) that were reported by Power and co-workers have been successfully synthesized and structurally characterized.<sup>69,70</sup> The computed geometrical parameters and some physical properties of the  $L-E_{13}\equiv N-L$  ( $E_{13} = Al, Ga, In$  and  $Tl$ ) molecules featuring small groups are listed in Tables S1, S2, S3, and S4,<sup>†</sup> respectively. Several important conclusions can be drawn from Tables S1–S4.<sup>†</sup>

(1) It is noteworthy that according to the available experimental detections, the lengths of the  $Ga\equiv N$  (1.701 Å)<sup>69,70</sup> and  $In\equiv N$  (1.928 Å)<sup>69</sup> triple bonds are consistent with the computational results (1.662–1.804 Å and 1.828–2.073 Å) in Tables S2 and S3,<sup>†</sup> respectively. This theoretical evidence strongly suggests that the computational methods that are used in this study provide reliable information for further theoretical observations.

(2) The results using DFT that are shown in Table S1<sup>†</sup> ( $L-Al\equiv N-L$ ) and Table S4<sup>†</sup> ( $L-Tl\equiv N-L$ ) predict that the central  $Al\equiv N$  and  $Tl\equiv N$  bond distances are in the range, 1.608–1.753 Å and 1.849–2.300 Å, respectively. The calculated WBI for the central  $Al-N$ ,  $Ga-N$ ,  $In-N$ , and  $Tl-N$  bonds are all estimated to be less than 1.50. This theoretical evidence strongly suggests that all of these central triple bonds in  $L-E_{13}\equiv N-L$  molecules that feature small substituents must be quite weak, possibly because of the hybridized lone pair orbitals for both  $L-E_{13}$  and

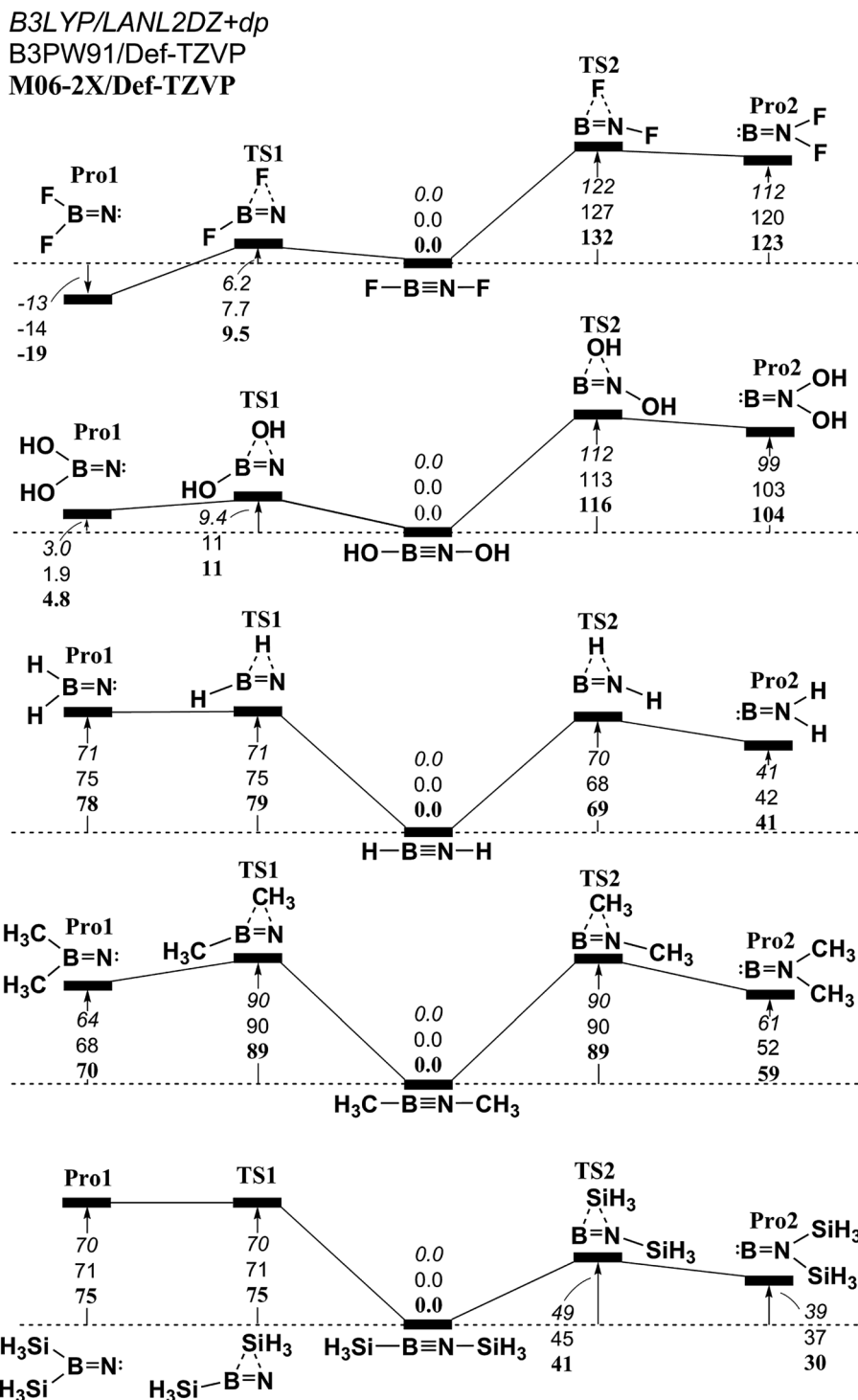


Fig. 3 The relative Gibbs free energy for  $\text{L}-\text{B}\equiv\text{N}-\text{L}$  ( $\text{L} = \text{F}, \text{OH}, \text{H}, \text{CH}_3$ , and  $\text{SiH}_3$ ) calculated at the M06-2X/Def2-TZVP, B3PW91/Def2-TZVP, and B3LYP/LANL2DZ+dp levels of theory. For details see the text and Table 1.

$\text{L}-\text{N}$  fragments and the different atomic radius for  $\text{E}_{13}$  and  $\text{N}$  elements, both of which do not produce good overlap populations between nitrogen and the group 13 elements.

(3) The DFT data in Tables S1–S4<sup>†</sup> shows that the singlet–triplet energy splitting ( $\Delta E_{\text{ST}}$ ) for the  $\text{L}-\text{E}_{13}$  fragment is much higher than that for the  $\text{L}-\text{N}$  moiety. Therefore, the electron for

the latter jumps from the triplet ground state to the singlet excited state more easily than the electron from the singlet ground state for the former. As a result, it is better to use mechanism [A] to describe the bonding characteristic of the  $\text{L}-\text{E}_{13}\equiv\text{N}-\text{L}$  molecule bearing the small substituents. For mechanism [A] in Fig. 1, the bonding constitution for the  $\text{E}_{13}\equiv\text{N}$

**Table 1** The important geometrical parameters, the Wiberg bond index (WBI), the natural charge densities ( $Q_B$  and  $Q_N$ ), the HOMO–LUMO energy gaps, the singlet–triplet energy splitting ( $\Delta E_B$  and  $\Delta E_N$ ), and the binding energies (BE) for L–B≡N–L using the B3PW91/Def2-TZVP, M06-2X/Def2-TZVP (in round bracket), and B3LYP/LANL2DZ+dp (in square bracket) levels of theory

L	F	OH	H	CH <sub>3</sub>	SiH <sub>3</sub>
B≡N (Å)	1.275 (1.245) [1.220]	1.276 (1.254) [1.238]	1.246 (1.233) [1.231]	1.249 (1.239) [1.236]	1.262 (1.252) [1.248]
∠L–B–N (°)	165.4 (169.1) [180.0]	169.1 (170.7) [174.1]	180.0 (180.0) [179.9]	180.0 (180.0) [179.9]	180.0 (180.0) [178.6]
∠B–N–L (°)	137.3 (151.4) [160.0]	137.0 (146.5) [158.2]	180.0 (180.0) [179.9]	180.0 (180.0) [179.9]	180.0 (179.9) [178.9]
∠L–B–N–L (°)	180.0 (179.9) [180.0]	163.5 (161.9) [159.7]	163.0 (169.3) [178.8]	180.0 (178.7) [178.4]	169.1 (176.9) [172.1]
$Q_B^a$	0.2569 (0.1543) [0.1335]	0.0441 (−0.0515) [−0.0465]	0.1196 (−0.1194) [−0.0817]	−0.1350 (−0.2172) [−0.2570]	−0.2670 (−0.1986) [−0.2213]
$Q_N^b$	0.1573 (0.2340) [0.2253]	0.1411 (0.1185) [0.1226]	−0.2376 (−0.2197) [−0.2575]	−0.1295 (−0.1512) [−0.1150]	−0.0263 (−0.0584) [−0.0537]
$\Delta E_{ST}$ for L–B <sup>c</sup> (kcal mol <sup>−1</sup> )	73.97 (73.60) [81.01]	64.90 (62.12) [68.97]	25.39 (27.65) [28.74]	36.79 (32.69) [38.47]	22.28 (21.77) [22.33]
$\Delta E_{ST}$ for L–N <sup>d</sup> (kcal mol <sup>−1</sup> )	−46.00 (−48.48) [−45.47]	−21.39 (−21.68) [−19.91]	−50.89 (−55.08) [−49.44]	46.76 (48.23) [50.99]	44.87 (46.86) [48.02]
HOMO–LUMO (kcal mol <sup>−1</sup> )	147.8 (173.2) [242.5]	128.3 (145.9) [203.2]	197.6 (206.1) [265.7]	162.2 (182.3) [228.3]	165.6 (165.4) [224.4]
BE <sup>e</sup> (kcal mol <sup>−1</sup> )	149.7 (147.5) [157.4]	168.2 (166.1) [171.4]	200.1 (202.4) [210.5]	188.8 (190.3) [199.4]	206.2 (208.4) [217.4]
WBI <sup>f</sup>	1.880 (1.951) [1.988]	1.843 (1.911) [1.938]	2.114 (2.149) [2.128]	1.962 (2.000) [2.000]	1.908 (1.963) [1.960]

<sup>a</sup> The natural charge density on B. <sup>b</sup> The natural charge density on N. <sup>c</sup>  $\Delta E_{ST} = E(\text{triplet state for L–B}) - E(\text{singlet state for L–B})$ . <sup>d</sup>  $\Delta E_{ST} = E(\text{triplet state for L–N}) - E(\text{singlet state for L–N})$ . <sup>e</sup>  $BE = E(\text{singlet state for L–B}) + E(\text{singlet state for L–B}) - E(\text{singlet state for L–B≡N–L})$ . <sup>f</sup> The Wiberg bond index (WBI) for the B≡N bond: see ref. 71 and 72.

triple bond in L–E<sub>13</sub>≡N–L that feature small ligands must be L–E<sub>13</sub>≡N–L.

### 3.2 Large ligands on substituted L'–E<sub>13</sub>≡N–L'

The possibility of bulky substituents (L') stabilizing the central E<sub>13</sub>≡N triple bond is determined. Similarly to previous studies,<sup>52–64</sup> as shown in Scheme 1, SiMe(SitBu<sub>3</sub>)<sub>2</sub>, SiPrDis<sub>2</sub>, Tbt and Ar\* are used for this study. London dispersion forces, which are the non-valent interactions between large groups, can greatly affect the structure and stability of sterically congested molecules.<sup>74</sup> Therefore, the dispersion-corrected M06-2X/Def2-TZVP method<sup>75</sup> is used to gain more information about producing stable, triple-bonded L'–E<sub>13</sub>≡N–L' species. The key geometrical parameters and the associated physical properties of L'–B≡N–L' are listed in Table 2. This information for other triply bonded molecules that feature bulky ligands, *i.e.*, L'–Al≡N–L' (Table S5†), L'–Ga≡N–L' (Table S6†), L'–In≡N–L' (Table S7†), and L'–Tl≡N–L' (Table S8†), is collected in ESI.†

The same computational method is used to determine the 1,2-ligand-shift reactions for L'–E<sub>13</sub>≡N–L' molecules that are substituted with bulky groups; *i.e.*, L'–E<sub>13</sub>≡N–L' → L<sub>2</sub>E<sub>13</sub>≡N: and L'–E<sub>13</sub>≡N–L' → :E<sub>13</sub>≡NL<sub>2</sub>', as shown in Scheme 2. The results in Table 2 show that because of steric crowding, the potential energies of both double-bond molecules (:B=NL<sub>2</sub>' and L<sub>2</sub>'B=N) are respectively higher than that of the corresponding triple-bond L'–B≡N–L' isomer by at least 80 and 71 kcal mol<sup>−1</sup>. These theoretical findings strongly suggest that sterically hindered ligands shield the central weak B≡N triple bond, since the Wiberg bond index (WBI) for the C≡C bond in acetylene was computed to be 2.99.

The computational data in Tables 2 and S5–S8† shows that the central triple bond distances are predicted to be in the range of 1.242–1.273 Å (L'–B≡N–L'), 1.681–1.719 Å (L'–Al≡N–L'), 1.698–1.722 Å (L'–Ga≡N–L'), 1.866–1.902 Å (L'–In≡N–L'), and 1.877–1.930 Å (L'–Tl≡N–L'). These predicted bond lengths are consistent with other reported experimental data, such as, 1.240 Å (ref. 65 and 66) and 1.258 Å (ref. 67 and 68) for the B≡N bond,



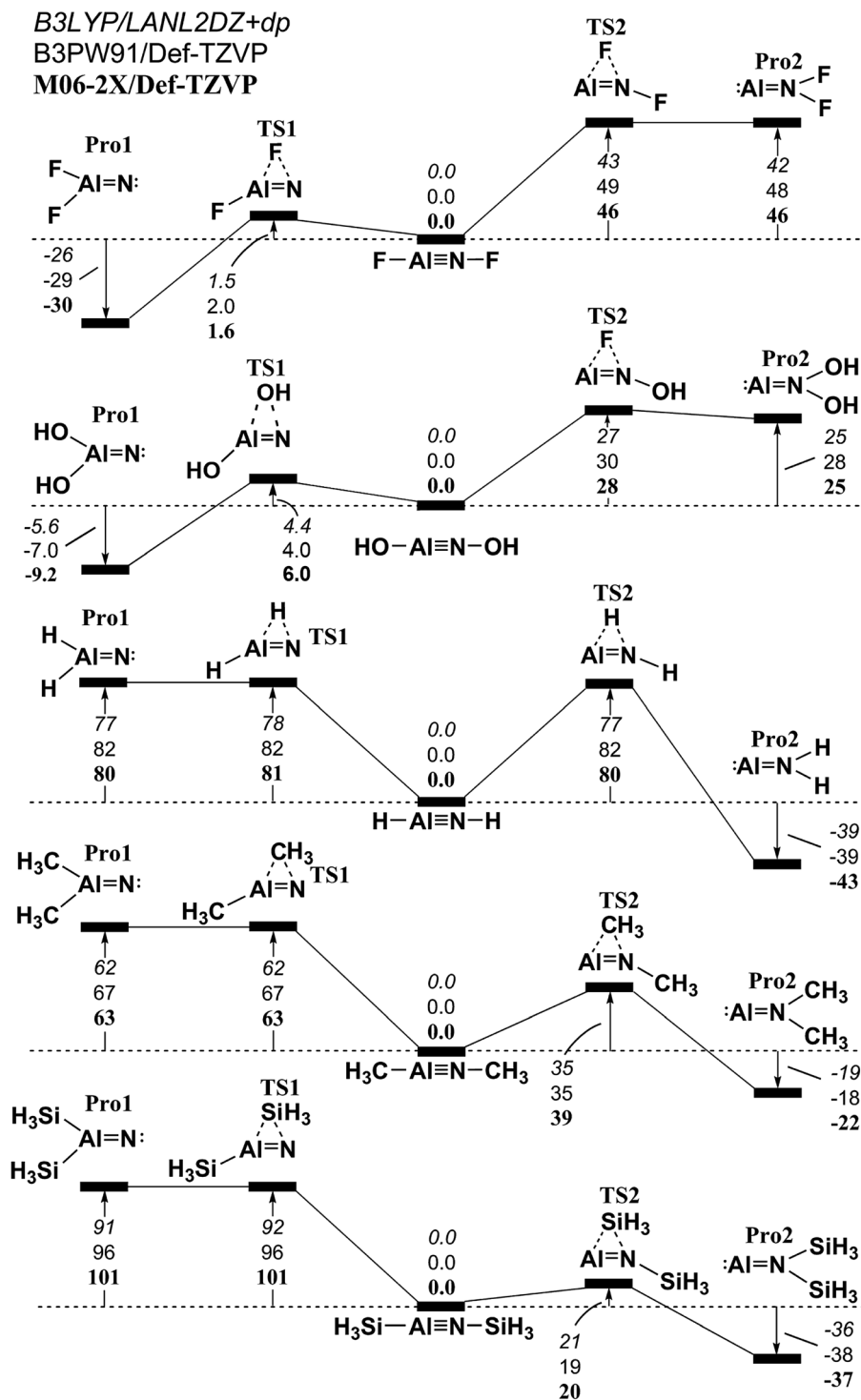


Fig. 4 The relative Gibbs free energy for L-Al≡N-L (L = F, OH, H, CH<sub>3</sub>, and SiH<sub>3</sub>) calculated at the M06-2X/Def2-TZVP, B3PW91/Def2-TZVP, and B3LYP/LANL2DZ+dp levels of theory. For details see the text and Table S1.†

1.701 Å (ref. 69 and 70) for the Ga≡N bond and 1.928 Å (ref. 69) for the In≡N bond. Since there is good agreement between the available experimental values and the dispersion-corrected M06-2X data for the central triple bond lengths, the computational method that is used in this study must be reliable.

The M06-2X results in Table 2 show that the  $\Delta E'_{ST}$  for the L'-B fragment is calculated to be at least 11 kcal mol<sup>-1</sup>, but the modulus of  $\Delta E_{ST}$  for the L'-N component is computed to be at least 22 kcal mol<sup>-1</sup>. In other words, L'-B jumps easily from the singlet ground state to the triplet state because the

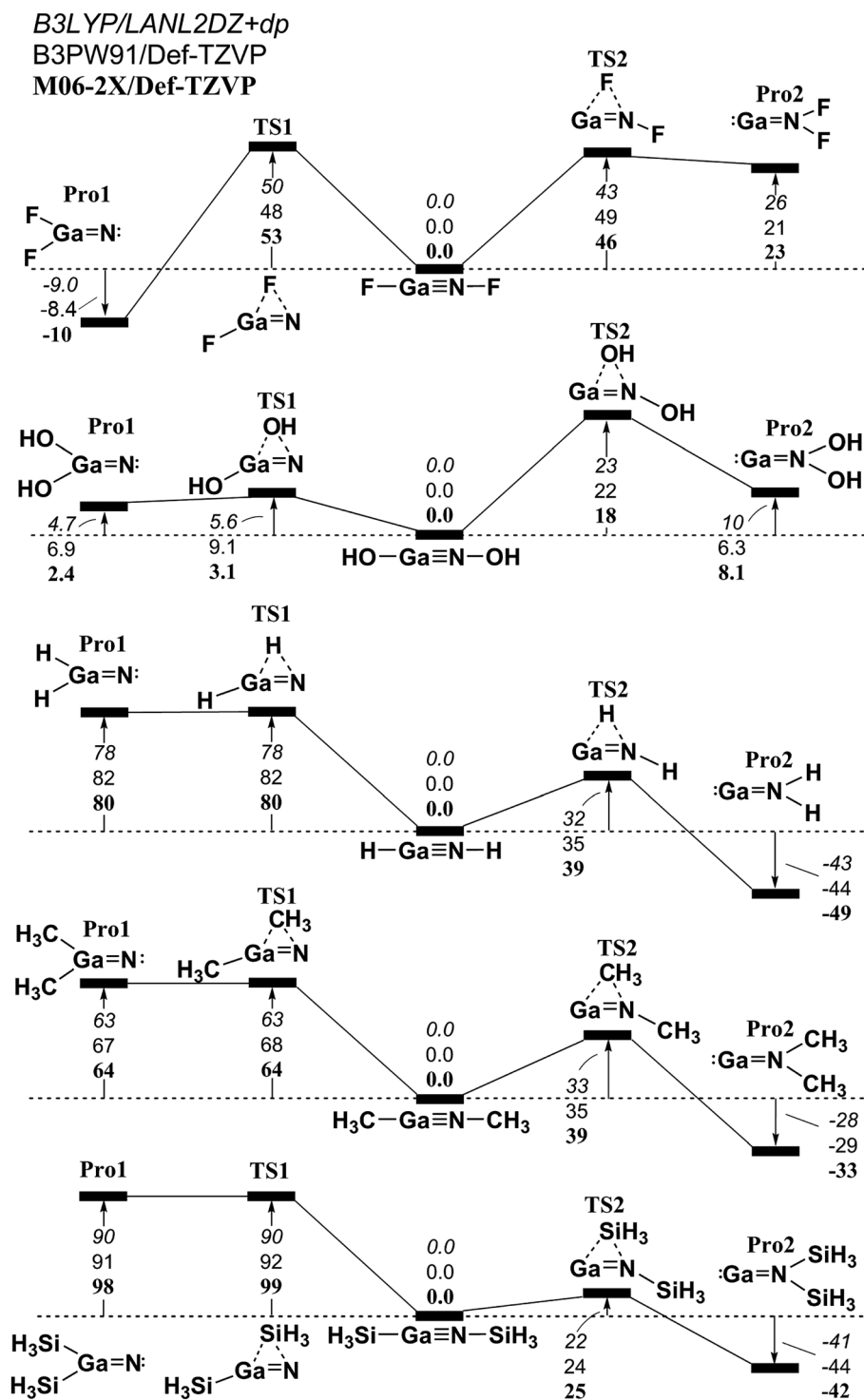


Fig. 5 The relative Gibbs free energy for L-Ga≡N-L (L = F, OH, H, CH<sub>3</sub>, and SiH<sub>3</sub>) calculated at the M06-2X/Def2-TZVP, B3PW91/Def2-TZVP, and B3LYP/LANL2DZ+dp levels of theory. For details see the text and Table S2.†

$\Delta E'_{ST}$  value for L'-B is smaller than that for L'-N. Therefore, the L'-B and L'-N fragments must follow a triplet-triplet bonding mechanism; *i.e.*, mechanism [B]:  $[L'-B]^3 + [L'-N]^3 \rightarrow [L'-B\equiv N-L']^1$ . As schematically shown in Fig. 1, the bonding nature of the bulkily substituted L'-B≡N-L' can be viewed as L'-B $\leftarrow$ N-L'. That is to say, this B≡N triple bond consists of

a usual  $\sigma$  bond, a conventional  $\pi$  bond and a donor-acceptor  $\pi$  bond.

However, each lone-pair orbital of L'-B and L'-N respectively contains s and p valence orbitals of boron and nitrogen. As shown in Fig. 1, this phenomenon means that the overlap population between L'-B and L'-N is small. Therefore, the bond

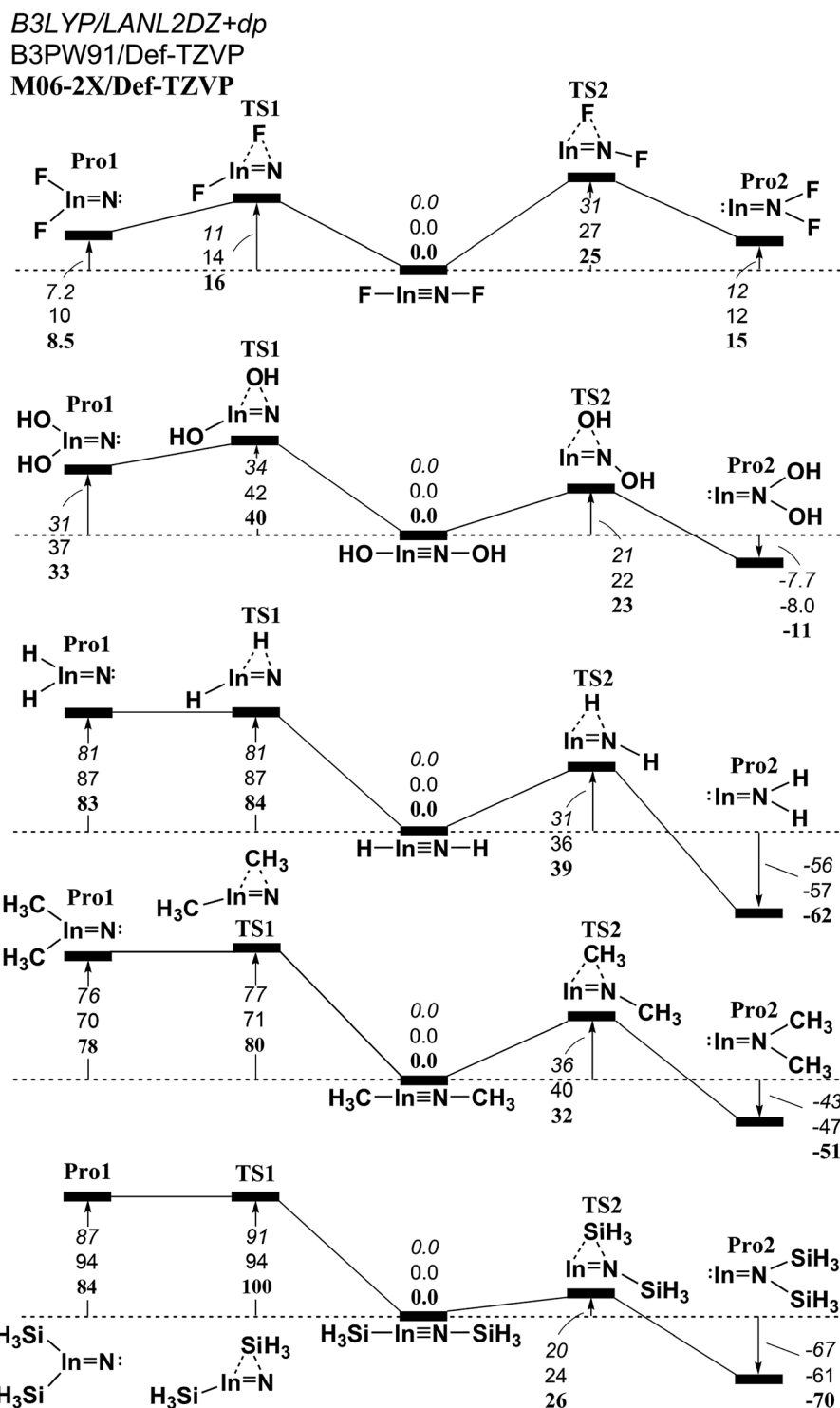


Fig. 6 The relative Gibbs free energy for  $L\text{-In}\equiv\text{N-L}$  ( $L = \text{F, OH, H, CH}_3, \text{and SiH}_3$ ) calculated at the M06-2X/Def2-TZVP, B3PW91/Def2-TZVP, and B3LYP/LANL2DZ+dp levels of theory. For details see the text and Table S3.†

order for the  $\text{B}\equiv\text{N}$  triple bond must be small. This study's M06-2X computations are shown in Table 2 and confirm this prediction. Similarly, the values for  $\Delta E'_{\text{ST}}$  for  $L'\text{-N}$  and the other  $L'\text{-B}$  fragments in Tables S5–S8† show that the modulus of  $\Delta E'_{\text{ST}}$  ( $>22 \text{ kcal mol}^{-1}$ ) for the former is always larger than those for the latter, e.g.,  $L'\text{-Al}$  ( $>18 \text{ kcal mol}^{-1}$ ),  $L'\text{-Ga}$  ( $>15 \text{ kcal mol}^{-1}$ ),  $L'\text{-$

$\text{In}$  ( $>17 \text{ kcal mol}^{-1}$ ) and  $L'\text{-Tl}$  ( $>19 \text{ kcal mol}^{-1}$ ). These computational values show that all of the bonding in these triply bonded  $L'\text{-E}_{13}\equiv\text{N-L}'$  species can be represented as  $L'\text{-E}_{13}\leftarrow\text{N-L}'$ .

The theoretically calculated values for the 1,2-shifted energy barriers and the  $\text{B}\equiv\text{N}$  bond orders (WBI) in Table 2 strongly



B3LYP/LANL2DZ+dp  
B3PW91/Def-TZVP  
M06-2X/Def-TZVP

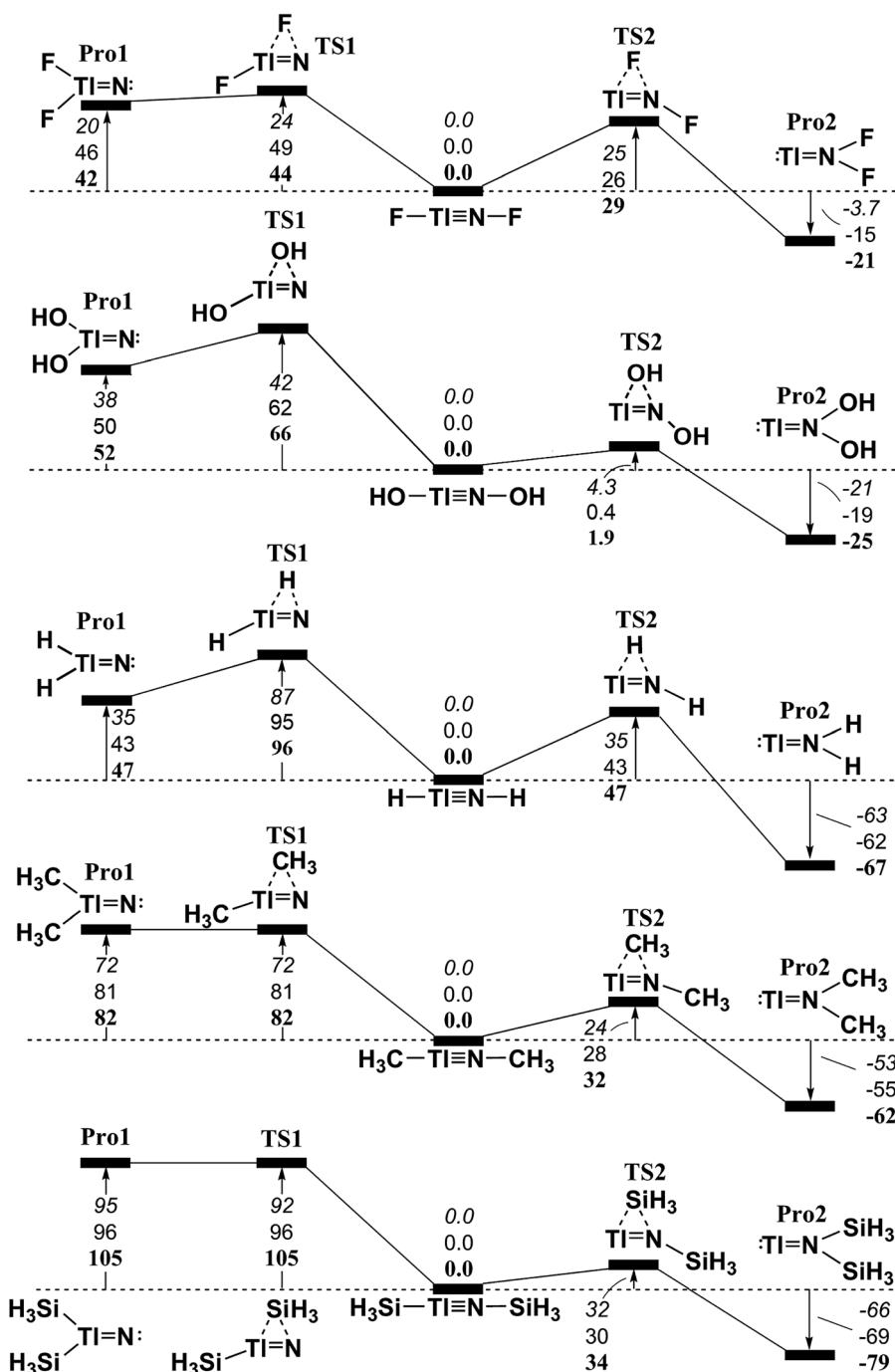
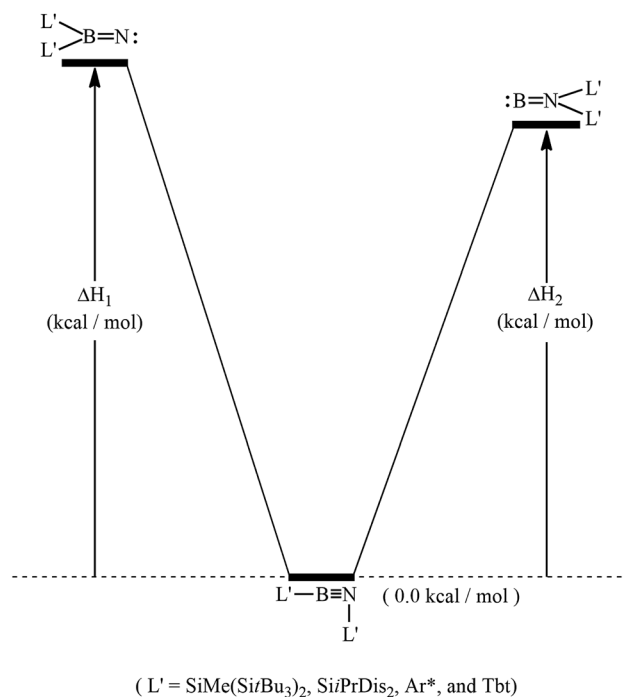
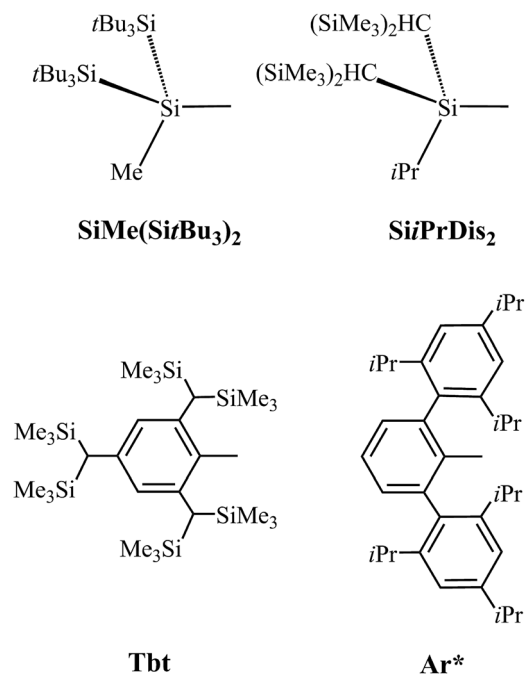


Fig. 7 The relative Gibbs free energy for  $L-Ti\equiv N-L$  ( $L = F, OH, H, CH_3,$  and  $SiH_3$ ) calculated at the M06-2X/Def2-TZVP, B3PW91/Def2-TZVP, and B3LYP/LANL2DZ+dp levels of theory. For details see the text and Table S4.†

indicate that large substituents protect the central fragile  $B\equiv N$  triple bond and increase its bond order. The same conclusions can also be drawn from the computational results for the other triply bonded  $L'-E_{13}\equiv N-L'$  molecules, which are listed in Tables S5–S8.†

Both natural bond orbital (NBO)<sup>71,72</sup> and natural resonance theory (NRT)<sup>76–78</sup> are used to determine the electronic densities of the triply bonded  $L'-B\equiv N-L'$  molecules that feature large substituents. The M06-2X results are listed in Table 3. The same theoretical analysis for the other triply bonded  $L'-$



$E_{1,3} \equiv N-L'$  species is listed in ESI:†  $L'-Al \equiv N-L'$  (Table S9†),  $L'-Ga \equiv N-L'$  (Table S10†),  $L'-In \equiv N-L'$  (Table S11†), and  $L'-Tl \equiv N-L'$  (Table S12†). The NRT values in Table 3 show that the bond order for the  $B \equiv N$  bond is 2.18 ( $L' = SiMe(SiBu_3)_2$ ), 2.17 ( $L' = SiPrDis_2$ ), 2.24 ( $L' = Tbt$ ), and 2.22 ( $L' = Ar^*$ ). This NRT data is similar to the WBI values (2.19, 2.16, 2.08, and 2.14, respectively) in Table 3. The NBO and NRT data in Table 3 also shows that the triply bonded  $L'-B \equiv N-L'$  molecules for this study all have an analogous electronic structure. As seen in Table 3,  $(SiMe(SiBu_3)_2)_2-B \equiv N-(SiMe(SiBu_3)_2)$  is predicted to

have one  $\sigma$  bond and two  $\pi$  ( $\pi_{\perp}$  and  $\pi_{\parallel}$ ) bonds, which are occupied by two electrons: that is, 1.99 ( $\sigma$ ), 1.96 ( $\pi_{\perp}$ ) and 1.96 ( $\pi_{\parallel}$ ). The M06-2X results also show that the  $\sigma$  bond is heavily polarized towards nitrogen (78%) and that there are two non-degenerate  $\pi$  bonds that are also heavily polarized towards nitrogen ( $\pi_{\perp}$ , 80% and  $\pi_{\parallel}$ , 80%). This is consistent with the fact that nitrogen (3.066) is more electronegative than boron (2.051).<sup>79</sup> The two non-degenerate  $\pi$  bonding orbitals ( $\pi_{\perp}$  and  $\pi_{\parallel}$ ) are schematically given in ESI.†

**Table 2** The bond lengths (Å), bond angles (°), singlet–triplet energy splitting ( $\Delta E'_B$  and  $\Delta E'_N$ ), natural charge densities ( $Q'_B$  and  $Q'_N$ ), binding energies (BE), the Wiberg bond index (WBI), HOMO–LUMO energy gaps, and some reaction enthalpies for  $L'-B \equiv N-L'$  at the M06-2X/Def2-TZVP level of theory

L'	SiMe(SiBu <sub>3</sub> ) <sub>2</sub>	SiPrDis <sub>2</sub>	Tbt	Ar*
$B \equiv N$ (Å)	1.257	1.242	1.273	1.267
$\angle L'-B-N$ (°)	175.2	165.2	171.9	171.2
$\angle B-N-L'$ (°)	163.1	166.6	157.7	166.2
$\angle L'-B-N-L'$ (°)	180.0	180.0	178.7	179.5
$Q'_B$ <sup>a</sup>	0.2413	0.0818	-0.2133	-0.1600
$Q'_N$ <sup>b</sup>	-0.3076	-0.4369	-0.1566	-0.1471
$\Delta E'_{ST}$ for $L'-B^c$ (kcal mol <sup>-1</sup> )	13.59	11.24	21.47	20.75
$\Delta E'_{ST}$ for $L'-N^d$ (kcal mol <sup>-1</sup> )	-22.30	-25.05	-25.52	-28.63
HOMO–LUMO (kcal mol <sup>-1</sup> )	103.3	114.2	66.97	68.28
BE <sup>e</sup> (kcal mol <sup>-1</sup> )	380.0	383.8	375.9	426.3
$\Delta H_1^f$ (kcal mol <sup>-1</sup> )	98.78	80.03	91.69	89.84
$\Delta H_2^f$ (kcal mol <sup>-1</sup> )	94.05	71.21	92.96	75.25
WBI <sup>g</sup>	2.188	2.161	2.078	2.135

<sup>a</sup> The natural charge density on boron. <sup>b</sup> The natural charge density on nitrogen. <sup>c</sup>  $\Delta E'_{ST}$  (kcal mol<sup>-1</sup>) =  $E(\text{triplet state for } L'-B) - E(\text{singlet state for } L'-B)$ . <sup>d</sup>  $\Delta E'_{ST}$  (kcal mol<sup>-1</sup>) =  $E(\text{triplet state for } L'-N) - E(\text{singlet state for } L'-N)$ . <sup>e</sup> BE (kcal mol<sup>-1</sup>) =  $E(\text{triplet state for } L'-B) + E(\text{triplet state for } L'-N) - E(\text{singlet state for } L'-B \equiv N-L')$ . <sup>f</sup> See Scheme 2. <sup>g</sup> The Wiberg bond index (WBI) for the  $B \equiv N$  bond: see ref. 71 and 72.

**Table 3** The natural bond orbital (NBO) and natural resonance theory (NRT) analysis for  $L'-B\equiv N-R'$  molecules that feature bulky ligands ( $L' = SiMe(SitBu_3)_2$ , Tbt,  $SiPrDis_2$ , and  $Ar^*$ ) at the M06-2X/Def2-TZVP level of theory<sup>a,b</sup>

$L'-B\equiv N-R'$	WBI	NBO analysis		Polarization	NRT analysis	
		Occupancy	Hybridization		Total/covalent/ionic	Resonance weight
$L' = SiMe(SitBu_3)_2$	2.19	$\sigma$ : 1.99	$\sigma$ : 0.4743 B ( $sp^{1.43}$ ) + 0.8803 N ( $sp^{0.80}$ )	22.50% (B) 77.50% (N)	2.18/0.88/1.30	B–N: 6.14% B=N: 69.80% B≡N: 24.06%
		$\pi_{\perp}$ : 1.96	$\pi_{\perp}$ : 0.4506 B ( $sp^{99.99}$ ) + 0.8927 N ( $sp^{99.99}$ )	20.30% (B) 79.70% (N)		
		$\pi_{\parallel}$ : 1.96	$\pi_{\parallel}$ : 0.4483 B ( $sp^{99.99}$ ) + 0.8939 N ( $sp^{1.00}$ )	20.10% (B) 79.90% (N)		
$L' = SiPrDis_2$	2.16	$\sigma$ : 1.99	$\sigma$ : 0.4747 B ( $sp^{1.44}$ ) + 0.8801 N ( $sp^{0.83}$ )	22.54% (B) 77.46% (N)	2.17/0.91/1.26	B–N: 72.26% B=N: 27.74% B≡N: 0.00%
		$\pi_{\perp}$ : 1.96	$\pi_{\perp}$ : 0.4530 B ( $sp^{99.99}$ ) + 0.8915 N ( $sp^{99.99}$ )	20.52% (B) 79.48% (N)		
		$\pi_{\parallel}$ : 1.96	$\pi_{\parallel}$ : 0.4430 B ( $sp^{21.83}$ ) + 0.8965 N ( $sp^{79.29}$ )	19.63% (B) 80.37% (N)		
$L' = Tbt$	2.08	$\sigma$ : 1.99	$\sigma$ : 0.4855 B ( $sp^{1.34}$ ) + 0.8742 N ( $sp^{0.81}$ )	23.57% (B) 76.43% (N)	2.24/0.49/1.75	B–N: 81.96 B=N: 18.04 B≡N: 0.00%
		$\pi_{\perp}$ : 1.94	$\pi_{\perp}$ : 0.4515 B ( $sp^{99.99}$ ) + 0.8923 N ( $sp^1$ )	20.38% (B) 79.62% (N)		
		$\pi_{\parallel}$ : 1.88	$\pi_{\parallel}$ : 0.4433 B ( $sp^{99.99}$ ) + 0.8964 N ( $sp^{99.99}$ )	19.65% (B) 80.35% (N)		
$L' = Ar^*$	2.14	$\sigma$ : 1.99	$\sigma$ : 0.4918 B ( $sp^{1.30}$ ) + 0.8707 N ( $sp^{0.84}$ )	24.18% (B) 75.82% (N)	2.22/0.49/1.09	B–N: 42.68% B=N: 56.9% B≡N: 0.42%
		$\pi_{\perp}$ : 1.95	$\sigma$ : 0.4580 B ( $sp^{99.99}$ ) + 0.8889 N ( $sp^{99.99}$ )	20.98% (B) 79.02% (N)		
		$\pi_{\parallel}$ : 1.85	$\sigma$ : 0.4433 B ( $sp^{99.99}$ ) + 0.8964 N ( $sp^{99.99}$ )	19.65% (B) 80.35% (N)		

<sup>a</sup> The value of the Wiberg bond index (WBI) for the B≡N bond and the occupancy of the corresponding  $\sigma$  and  $\pi$  bonding NBO (see ref. 71 and 72).

<sup>b</sup> NRT; see ref. 76–78.

## 4. Conclusions

This study uses DFT computational methods to determine the effect of both small and bulky substituents on the triple-bonded  $L-E_{13}\equiv N-L$  ( $E_{13} = B, Al, Ga, In, \text{ and } Tl$ ) compounds, in order to determine how to successfully design and synthesize a molecule featuring an  $E_{13}\equiv N$  triple bond. This study represents the first theoretical investigation of the stability of the triply bonded  $L-E_{13}\equiv N-L$  molecules. Four important conclusions are drawn, based on the results of this theoretical study:

(1) Previous theoretical conclusions<sup>52–64</sup> showed that only sterically bulky ligands, and not small groups, thermodynamically stabilize the triple bond of the  $L-E_{13}\equiv E_{15}-L$  ( $E_{13} = B, Al, Ga, In \text{ and } Tl; E_{15} = P, As, Sb \text{ and } Bi$ ) molecules. However,<sup>52–64</sup> this theoretical study finds that both small (but electropositive) ligands and bulky substituents stabilize the triply bonded  $L-E_{13}\equiv N-L$  compounds.

(2) The theoretical analysis shows that the bonding nature of a triply bonded  $L-E_{13}\equiv N-L$  molecule that features small substituents can be represented as  $L-E_{13}\equiv N-L$ .

(3) The bonding character of the central triple bond in an  $L'-E_{13}\equiv N-L'$  compound that features bulkier substituents can be regarded as  $L'-E_{13}\equiv N-L'$ .

(4) Since two central heteroatoms ( $E_{13}$  and N) are involved in the triply bonded  $L-E_{13}\equiv N-L$  (and  $L'-E_{13}\equiv N-L'$ ) species, they belong to different rows of the periodic table so they have different quantum numbers. Therefore,  $E_{13}$  and N have

different electronegativity values and different atomic sizes. Due to the poor overlap populations between  $E_{13}$  and N in both triply bonded  $L-E_{13}\equiv N-L$  and  $L'-E_{13}\equiv N-L'$  molecules, it is expected that the bond order of the  $E_{13}\equiv N$  triple bond must be small, so their  $E_{13}\equiv N$  triple bonds must be weak.

The results of this theoretical study should allow the production and synthesis of stable triply bonded  $L-E_{13}\equiv N-L$  and  $L'-E_{13}\equiv N-L'$  molecules.

## Conflicts of interest

There are no conflicts to declare.

## Acknowledgements

The authors would like to thank the National Center for High-Performance Computing in Taiwan for the donation of generous amounts of computing time. The authors are also grateful for financial support from the Ministry of Science and Technology of Taiwan. Special thanks are also due to reviewers 1 and 2 for very help suggestions and comments.

## References

- 1 P. P. Power, Boron-Phosphorus Compounds and Multiple Bonding, *Angew. Chem., Int. Ed. Engl.*, 1990, **29**, 449–460.

- 2 P. P. Power, A. Moezzi, D. C. Pestana, M. A. Petrie, S. C. Shoner and K. M. Waggoner, Multiple Bonding,  $\pi$ -bonding Contributions and Aromatic Character in Isoelectronic Boron-phosphorus, Boron-arsenic, Aluminum-nitrogen and Zinc-sulfur Compounds, *Pure Appl. Chem.*, 1991, **63**, 859–866.
- 3 R. T. Paine and H. Nöth, Recent Advances in Phosphinoborane Chemistry, *Chem. Rev.*, 1995, **95**, 343–379.
- 4 R. Okazaki and R. West, Chemistry of Stable Disilenes, *Adv. Organomet. Chem.*, 1996, **39**, 231–273.
- 5 P. P. Power,  $\pi$ -Bonding and the Lone Pair Effect in Multiple Bonds between Heavier Main Group Elements, *Chem. Rev.*, 1999, **99**, 3463–3504.
- 6 G. H. Robison, Gallanes, Gallenes, Cyclogallenes, and Gallynes: Organometallic Chemistry about the Gallium-Gallium Bond, *Acc. Chem. Res.*, 1999, **32**, 773–782.
- 7 M. Haaf, T. A. Schmedake and R. West, Stable Silylenes, *Acc. Chem. Res.*, 2000, **33**, 704–714.
- 8 B. Gehrhus and M. F. Lappert, Chemistry of Thermally Stable Bis(amino)silylenes, *J. Organomet. Chem.*, 2001, **617**, 209–223.
- 9 M. Weidenbruch, Triple Bonds of the Heavy Main-Group Elements: Acetylene and Alkylidyne Analogues of Group 14, *Angew. Chem., Int. Ed.*, 2003, **42**, 2222–2224.
- 10 L. E. Gusel'nikov, Hetero- $\pi$ -systems from 2+2 Cycloreversions. Part 1. Gusel'nikov-Flowers Route to Silenes and Origination of the Chemistry of Doubly Bonded Silicon, *Coord. Chem. Rev.*, 2003, **244**, 149–204.
- 11 M. Weidenbruch, From a Cyclotrisilane to a Cyclotriplumbane: Low Coordination and Multiple Bonding in Group 14 Chemistry, *Organometallics*, 2003, **22**, 4348–4360.
- 12 P. P. Power, Silicon, Germanium, Tin and Lead Analogues of Acetylenes, *Chem. Commun.*, 2003, 2091–2101.
- 13 M. Lein, A. Krapp and G. Frenking, Why Do the Heavy-Atom Analogues of Acetylene  $E_2H_2$  ( $E = Si-Pb$ ) Exhibit Unusual Structures?, *J. Am. Chem. Soc.*, 2005, **127**, 6290–6299.
- 14 B. Gehrhus, P. B. Hitchcock, R. Pongtavornpinyo and L. Zhang, Insights Into the Making of a Stable Silylene, *Dalton Trans.*, 2006, **15**, 1847–1857.
- 15 A. Sekiguchi, M. Ichinohe and R. Kinjo, The Chemistry of Disilyne with a Genuine Si–Si Triple Bond: Synthesis, Structure, and Reactivity, *Bull. Chem. Soc. Jpn.*, 2006, **79**, 825–832.
- 16 M. Kira, T. Iwamoto and S. Ishida, A Helmeted Dialkylsilylene, *Bull. Chem. Soc. Jpn.*, 2007, **80**, 258–275.
- 17 Y. Wang and G. H. Robinson, Organometallics of the Group 13 M–M Bond ( $M = Al, Ga, In$ ) and the Concept of Metalloaromaticity, *Organometallics*, 2007, **26**, 2–11.
- 18 P. P. Power, Bonding and Reactivity of Heavier Group 14 Element Alkyne Analogues, *Organometallics*, 2007, **26**, 4362–4372.
- 19 A. Sekiguchi, Disilyne With a Silicon-Silicon Triple Bond: A New Entry to Multiple Bond Chemistry, *Pure Appl. Chem.*, 2008, **80**, 447–457.
- 20 A. Sekiguchi, R. Kinjo and M. Ichinohe, Interaction of  $\pi$ -bonds of the Silicon-Silicon Triple Bond with Alkali Metals: An Isolable Anion Radical Upon Reduction of a Disilyne, *Synth. Met.*, 2009, **159**, 773–775.
- 21 D. Scheschkewitz, Anionic Reagents with Silicon-Containing Double Bonds, *Chem. - Eur. J.*, 2009, **15**, 2476–2485.
- 22 Y. Wang and G. H. Robinson, Unique Homonuclear Multiple Bonding in Main Group Compounds, *Chem. Commun.*, 2009, 5201–5213.
- 23 R. C. Fischer and P. P. Power,  $\pi$ -Bonding and the Lone Pair Effect in Multiple Bonds Involving Heavier Main Group Elements: Developments in the New Millennium, *Chem. Rev.*, 2010, **110**, 3877–3923.
- 24 M. Kira, An isolable dialkylsilylene and its derivatives. A step toward comprehension of heavy unsaturated bonds, *Chem. Commun.*, 2010, **46**, 2893–2903.
- 25 T. Sasamori, J. S. Han, K. Hironaka, N. Takagi, S. Nagase and N. Tokitoh, Synthesis and Structure of Stable 1,2-Diaryldisilyne, *Pure Appl. Chem.*, 2010, **82**, 603.
- 26 Y. Peng, R. C. Fischer, W. A. Merrill, J. Fischer, L. Pu, B. D. Ellis, J. C. Fettinger, R. H. Herber and P. P. Power, Substituent Effects in Ditetrel Alkyne Analogues: Multiple vs. Single Bonded Isomers, *Chem. Sci.*, 2010, **1**, 461–468.
- 27 A. Sekiguchi, R. Kinjo and M. Ichinohe, A Stable Compound Containing a Silicon-Silicon Triple Bond, *Science*, 2004, **305**, 1755–1757.
- 28 N. Wiberg, S. K. Vasisht, G. Fischer and P. Mayer, Disilynes. III [1] a Relatively Stable Disilyne  $RSi\equiv SiR$  ( $R = SiMe(SiBu_3)_2$ ), *Z. Anorg. Allg. Chem.*, 2004, **630**, 1823–1828.
- 29 T. Sasamori, K. Hironaka, T. Sugiyama, N. Takagi, S. Nagase, Y. Hosoi, Y. Furukawa and N. Tokitoh, Synthesis and Reactions of a Stable 1,2-diaryl-1,2-dibromodisilene: A Precursor for Substituted Disilenes and 1,2-diaryldisilyne, *J. Am. Chem. Soc.*, 2008, **130**, 13856–13857.
- 30 M. Stender, A. D. Phillips, R. J. Wright and P. P. Power, Synthesis and Characterization of a Digermanium Analogue of an Alkyne, *Angew. Chem., Int. Ed.*, 2002, **41**, 1785–1787.
- 31 M. Stender, A. D. Phillips and P. P. Power, Formation of  $[Ar^*Ge\{CH_2C(Me)C(Me)CH_2\}CH_2C(Me)N]_2$  ( $Ar^* = C_6H_3-2,6-Trip_2$ ;  $Trip = C_6H_2-2,4,6-i-Pr_3$ ) Via Reaction of  $Ar^*GeGeAr^*$  with 2,3-dimethyl-1,3-butadiene: Evidence for the Existence of a Germanium Analogue of an Alkyne, *Chem. Commun.*, 2002, 1312–1313.
- 32 L. Pu, A. D. Phillips, A. F. Richards, M. Stender, R. S. Simons, M. M. Olmstead and P. P. Power, Germanium and Tin Analogues of Alkynes and Their Reduction Products, *J. Am. Chem. Soc.*, 2003, **125**, 11626–11636.
- 33 Y. Sugiyama, T. Sasamori, Y. Hosoi, Y. Furukawa, N. Takagi, S. Nagase and N. Tokitoh, Synthesis and Properties of a New Kinetically Stabilized Digermyne: New Insights for a Germanium Analogue of an Alkyne, *J. Am. Chem. Soc.*, 2006, **128**, 1023–1031.
- 34 G. H. Spikes and P. P. Power, Lewis Base Induced Tuning of the Ge–Ge Bond Order in a “digermyne”, *Chem. Commun.*, 2007, 85–87.
- 35 A. D. Phillips, R. J. Wright, M. M. Olmstead and P. P. Power, Synthesis and Characterization of 2,6-Dipp<sub>2</sub>-H<sub>3</sub>C<sub>6</sub>SnSnC<sub>6</sub>H<sub>3</sub>-

- 2,6-Dipp<sub>2</sub> (Dipp = C<sub>6</sub>H<sub>3</sub>-2,6-Pr<sup>i</sup><sub>2</sub>): A Tin Analogue of an Alkyne, *J. Am. Chem. Soc.*, 2002, **124**, 5930–5931.
- 36 L. Pu, B. Twamley and P. P. Power, Synthesis and Characterization of 2,6-Trip<sub>2</sub>H<sub>3</sub>C<sub>6</sub>PbPbC<sub>6</sub>H<sub>3</sub>-2,6-Trip<sub>2</sub> (Trip = C<sub>6</sub>H<sub>2</sub>-2,4,6-i-Pr<sub>3</sub>): a Stable Heavier Group 14 Element Analogue of an Alkyne, *J. Am. Chem. Soc.*, 2000, **122**, 3524–3525.
- 37 A. Bino, M. Ardon and E. Shirman, Formation of a Carbon-Carbon Triple Bond by Coupling Reactions In Aqueous Solution, *Science*, 2005, **308**, 234–235.
- 38 P. Su, J. Wu, J. Gu, W. Wu, S. Shaik and P. C. Hiberty, Bonding Conundrums in the C<sub>2</sub> Molecule: A Valence Bond Study, *J. Chem. Theory Comput.*, 2011, **7**, 121–130.
- 39 E. Ploshnik, D. Danovich, P. C. Hiberty and S. Shaik, The Nature of the Idealized Triple Bonds Between Principal Elements and the  $\sigma$  Origins of Trans-Bent Geometries—A Valence Bond Study, *J. Chem. Theory Comput.*, 2011, **7**, 955–968.
- 40 I. Seidu, M. Seth and T. Ziegler, Role Played by Isopropyl Substituents in Stabilizing the Putative Triple Bond in Ar<sup>+</sup>EEAr<sup>+</sup> [E = Si, Ge, Sn; Ar<sup>+</sup> = C<sub>6</sub>H<sub>3</sub>-2,6-(C<sub>6</sub>H<sub>3</sub>-2,6-Pr<sup>i</sup><sub>2</sub>)<sub>2</sub>] and Ar<sup>+</sup>PbPbAr<sup>+</sup> [Ar<sup>+</sup> = C<sub>6</sub>H<sub>3</sub>-2,6-(C<sub>6</sub>H<sub>2</sub>-2,4,6-Pr<sup>i</sup><sub>3</sub>)<sub>2</sub>], *Inorg. Chem.*, 2013, **52**, 8378–8388.
- 41 D. Danovich, A. Bino and S. Shaik, Formation of Carbon-Carbon Triply Bonded Molecules from Two Free Carbyne Radicals *via* a Conical Intersection, *J. Phys. Chem. Lett.*, 2013, **4**, 58–64.
- 42 M. Karni, Y. Apeloig, D. Schröder, W. Zummack, R. Rabezzana and H. Schwarz, HCSiF and HCSiCl: The First Detection of Molecules with Formal C≡Si Triple Bonds, *Angew. Chem., Int. Ed.*, 1999, **38**, 331–335, and related references therein.
- 43 D. Danovich, F. Ogliaro, M. Karni, Y. Apeloig, D. L. Cooper and S. Shaik, Silynes (RC≡SiR') and Disilynes (RSi≡SiR'): Why Are Less Bonds Worth Energetically More?, *Angew. Chem., Int. Ed.*, 2001, **40**, 4023–4026.
- 44 D. Gau, T. Kato, N. Saffon-Merceron, A. D. Cozar, F. P. Cossio and A. Baceiredo, Synthesis and Structure of a Base-Stabilized C-Phosphino-Si-AminoSilyne, *Angew. Chem., Int. Ed.*, 2010, **49**, 6585–6588.
- 45 N. Lühmann and T. Müller, A Compound with a Si–C Triple Bond, *Angew. Chem., Int. Ed.*, 2010, **49**, 10042–10044.
- 46 H.-Y. Liao, M.-D. Su and S.-Y. Chu, A Stable Species with a Formal Ge≡C Triple Bond — A Theoretical Study, *Chem. Phys. Lett.*, 2001, **341**, 122–128.
- 47 P.-C. Wu and M.-D. Su, Theoretical Designs for Germaacetylene (RC≡GeR'): A New Target For Synthesis, *Dalton Trans.*, 2011, **40**, 4253–4259.
- 48 P.-C. Wu and M.-D. Su, Effects of Substituents on the Thermodynamic and Kinetic Stabilities of HCGeX (X = H, CH<sub>3</sub>, F, and Cl) Isomers. A Theoretical Study, *Inorg. Chem.*, 2011, **50**, 6814–6822.
- 49 P.-C. Wu and M.-D. Su, A New Target for Synthesis of Triply Bonded Plumbacetylene (RC≡PbR): A Theoretical Design, *Organometallics*, 2011, **30**, 3293–3301.
- 50 X.-T. Wen, Y.-C. Li and M.-D. Su, Substituent Effects on the Geometries and Energies of the Antimony-Silicon Multiple Bond, *Bull. Chem. Soc. Jpn.*, 2014, **87**, 816–818.
- 51 M.-D. Su, Doubly Bonded Molecules Containing Bismuth and Other Group 15 Elements in the Singlet and Triplet States, in *Advances in Chemistry Research*, ed. J. C. Taylor, Nova Science Publishers, Inc., New York, 2014, vol. 21, ch. 4, pp.149–184.
- 52 J.-S. Lu, S.-H. Su, M.-C. Yang, X.-T. Wen, J.-Z. Xie and M.-D. Su, Substituent Effects on Boron-Bismuth Triple Bond: A New Target for Synthesis, *Organometallics*, 2016, **35**, 3924–3931.
- 53 J.-S. Lu, M.-C. Yang and M.-D. Su, The Effect of Substituents on the Stability of Triply Bonded Gallium≡Antimony Molecules: A New Target for Synthesis, *Dalton Trans.*, 2017, **46**, 1848–1856.
- 54 J.-S. Lu, M.-C. Yang and M.-D. Su, The Effect of Substituents on the Triply Bonded Boron≡Antimony Molecules: A Theoretical Approach, *Phys. Chem. Chem. Phys.*, 2017, **19**, 8026–8033.
- 55 J.-S. Lu, M.-C. Yang and M.-D. Su, Substituent Effects on the Stability of Thallium and Phosphorus Triple Bonds: A Density Functional Study, *Molecules*, 2017, **22**, 1111–1124.
- 56 J.-S. Lu, M.-C. Yang and M.-D. Su, Triply-bonded Indium≡Phosphorus Molecules: Theoretical Designs and Characterization, *RSC Adv.*, 2017, **7**, 20597–20603.
- 57 J.-S. Lu, M.-C. Yang, S.-H. Su, X.-T. Wen, J.-Z. Xie and M.-D. Su Triple Bonds between Bismuth and Group 13 Elements: Theoretical Designs and Characterization, in *Recent Progress in Organometallic Chemistry*, ed. M. M. Rahman and A. M. Asiri, InTechOpen, London, 1st edn, 2017, ch. 4, pp. 71–99.
- 58 J.-S. Lu, M.-C. Yang and M.-D. Su, Triply Bonded Gallium≡Phosphorus Molecules: Theoretical Designs and Characterization, *J. Phys. Chem. A*, 2017, **121**, 6630–6637.
- 59 J.-S. Lu, M.-C. Yang and M.-D. Su, Aluminum–Phosphorus Triple Bonds: Do Substituents Make Al≡P Synthetically Accessible?, *Chem. Phys. Lett.*, 2017, **686**, 60–67.
- 60 J.-S. Lu, M.-C. Yang and M.-D. Su, The Indium–Arsenic Molecules with an In≡As Triple Bond: A Theoretical Approach, *ACS Omega*, 2017, **2**, 1172–1179.
- 61 J.-S. Lu, M.-C. Yang and M.-D. Su, Triple-Bonded Boron≡Phosphorus Molecule: Is That Possible?, *ACS Omega*, 2018, **3**, 76–85.
- 62 J.-S. Lu, M.-C. Yang and M.-D. Su, A Possible Target: the Triply Bonded Indium≡Antimony Molecules With High Stability, *New J. Chem.*, 2018, **42**, 6932–6941.
- 63 J.-S. Lu, M.-C. Yang, S.-H. Su and M.-D. Su, The Effect of Substituent on Molecules that Contain a Triple Bond Between Arsenic and Group 13 Elements: Theoretical Designs and Characterizations, in *Chemical Reactions in Inorganic Chemistry*, ed. C. Saravanan, InTechOpen, London, 1st edn, 2018, ch. 4, pp. 51–73.
- 64 J.-S. Lu, M.-C. Yang and M.-D. Su, Is It Possible To Prepare and Stabilize the Triply Bonded Thallium≡Antimony Molecules Using Substituents?, *ACS Omega*, 2018, **3**, 10163–10171.



- 65 J.-S. Lu, M.-C. Yang, S.-H. Su and M.-D. Su, The Triply Bonded Al≡Sb Molecules: A Theoretical Prediction, in *Basic Concepts Viewed from Frontier in Inorganic Coordination Chemistry*, ed. T. Akitsu, InTechOpen, London, 1st edn, 2018, ch. 5, pp. 83–97.
- 66 P. Paetzold, Iminoboranes, *Adv. Inorg. Chem.*, 1987, **31**, 123–170.
- 67 P. Paetzold, Born Chemistry in *Proceedings of the 6th International Meeting on Born Chemistry, Reactions at the Boron-Nitrogen Triple Bond*, ed. S. Hermanek, World Scientific, Singapore, 1987, pp. 446–475.
- 68 P. Paetzold, New Perspectives in Boron Nitrogen Chemistry I, *Pure Appl. Chem.*, 1991, **63**, 345–350.
- 69 P. Paetzold, Boron-Nitrogen Analogues of Cyclobutadiene, Benzene and Cyclooctatetraene: Interconversions, *Phosphorus, Sulfur Silicon Relat. Elem.*, 1994, **93–94**, 39–50.
- 70 R. J. Wright, A. D. Phillips, T. L. Allen, W. H. Fink and P. P. Power, Synthesis and Characterization of the Monomeric Imides Ar'MNAr' (M = Ga or In; Ar' = Terphenyl Ligands) with Two-Coordinate Gallium and Indium, *J. Am. Chem. Soc.*, 2003, **125**, 1694–1695.
- 71 R. J. Wright, M. Brynda, J. C. Fettinger, A. R. Betzer and P. P. Power, Quasi-Isomeric Gallium Amides and Imides GaNR<sub>2</sub> and R GaNR (R = Organic Group): Reactions of the Digallene, Ar'GaGaAr' (Ar' = C<sub>6</sub>H<sub>3</sub>-2,6-(C<sub>6</sub>H<sub>3</sub>-2,6-Pr<sup>i</sup><sub>2</sub>)<sub>2</sub>) with Unsaturated Nitrogen Compounds, *J. Am. Chem. Soc.*, 2006, **128**, 12498–12509.
- 72 K. B. Wiberg, Application of the Pople-Santry-Segal CNDO Method to the Cyclopropylcarbinyl and Cyclobutyl Cation and to Bicyclobutane, *Tetrahedron*, 1968, **24**, 1083–1096.
- 73 A. E. Reed, L. A. Curtiss and F. Weinhold, Intermolecular Interactions from a Natural Bond Orbital, Donor-Acceptor Viewpoint, *Chem. Rev.*, 1998, **88**, 899–926.
- 74 N. N. Greenwood and A. Earnshaw, *Chemistry of the Elements*, Pergamon, Oxford, England, 1984, pp. 452–513.
- 75 D. J. Liptrot and P. P. Power, London Dispersion Forces in Sterically Crowded Inorganic and Organometallic Molecules, *Nat. Rev. Chem.*, 2017, **1**, 1–12.
- 76 Y. Zhao and D. G. Truhlar, Density Functionals with Broad Applicability in Chemistry, *Acc. Chem. Res.*, 2008, **41**, 157–166.
- 77 E. D. Glendening and F. Weinhold, Natural resonance theory: I. general formalism, *J. Comput. Chem.*, 1998, **19**, 593–609.
- 78 E. D. Glendening and F. Weinhold, Natural resonance theory: II. natural bond order and valency, *J. Comput. Chem.*, 1998, **19**, 610–627.
- 79 E. D. Glendening, J. K. Badenhoop and F. Weinhold, Natural resonance theory: iii. Chemical Applications, *J. Comput. Chem.*, 1998, **19**, 628–646.