



OPEN

Key soil parameters affecting the survival of *Panax notoginseng* under continuous cropping

Wumei Xu^{1,2,3}, Fengyun Wu¹, Haoji Wang¹, Linyan Zhao¹, Xue Liu³, Ping Xiang³, Huilin Guan^{1,2}✉ & Lena Q. Ma⁴

Negative plant-soil feedbacks lead to the poor growth of *Panax notoginseng* (Sanqi), a well-known herb in Asia and has been used worldwide, under continuous cropping. However, the key soil parameters causing the replant problem are still unclear. Here we conducted a field experiment after 5-year continuous cropping. Sanqi seedlings were cultivated in 7 plots (1.5 m × 2 m), which were randomly assigned along a survival gradient. In total, 13 important soil parameters were measured to understand their relationship with Sanqi's survival. Pearson correlation analysis showed that 6 soil parameters, including phosphatase, urease, cellulase, bacteria/fungi ratio, available N, and pH, were all correlated with Sanqi's survival rate ($P < 0.05$). Principal component analysis (PCA) indicated that they explained 61% of the variances based on the first component, with soil pH being closely correlated with other parameters affecting Sanqi's survival. The optimum pH for Sanqi growth is about 6.5, but the mean soil pH in the study area is 5.27 (4.86–5.68), therefore it is possible to ameliorate the poor growth of Sanqi by increasing soil pH. This study may also help to reduce the replant problem of other crops under continuous cropping since it is widespread in agricultural production.

Perennial plant *Panax notoginseng* (Sanqi) is a well-known herb in Asia, which has been used for thousands of years due to its effects on anti-inflammation and its ability to improve blood circulation¹. As such, it is a key component of many Chinese medicines, which has been used worldwide and is of significant economic values². The plant is often harvested after 3–7 years of growth. However, its sustainable production has been limited by its poor ability to grow under continuous cropping³.

Similar problem is widespread in other crops such as apple, cucumber, strawberry, and potato^{4,5}. In ecology, such negative plant-soil feedback is viewed as a type of Janzen–Connell effect⁶. Many factors contribute to the problem including nutrient imbalance⁷, changes in microbial community⁸, and low enzyme activities in the soils⁹. For example, after continuous cropping of Sanqi, Liu et al.¹⁰ showed P enrichment and K deficiency in soils. Changes in soil-borne microbial communities are also important^{11,12}. For instance, Dong et al.⁸ reported the decreased fungal diversity in soils after continuous cropping of Sanqi, which is consistent with the decreased fungal diversity in the rhizospheric soil of root-rot sanqi¹³. In addition, these changes are closely related to soil properties including soil pH and available N^{14,15}. Wu et al.¹⁶ reported that soil pH is an important factor affecting Sanqi's growth. Wei et al.¹⁷ showed that over-application of N suppressed bacterial growth, changing the soil microbial community from bacterial-dominant to fungal-dominant.

Soil enzyme is a key parameter that affects the decomposition of soil organic matter, nutrient cycling, and plant growth^{18,19}. For example, urease and phosphatase aid in N and P mineralization, while cellulase and phenol oxidase help cellulose and lignin degradation²⁰. Soil enzyme activities often decrease under continuous cropping²¹. For example, Lovaisa et al.⁵ reported a significant decline in enzyme activity after 5-year continuous cropping of strawberry. In addition, Sun et al.²² showed a decrease in soil enzyme activities with the continued growth of Sanqi, consistent with the significant difference in rhizospheric soil enzyme activities between healthy and diseased Sanqi plants.

Studies have shown that many soil physicochemical factors, enzyme activities, and microbial community are related to the replant problem of Sanqi^{7–10,13,17,22}, however, these soil parameters are often closely related

¹Yunnan Provincial Observation and Research Station of Soil Degradation and Restoration for Cultivating Plateau Traditional Chinese Medicinal Plants, Yunnan Normal University, Kunming 650500, China. ²Yunnan Provincial Renewable Energy Engineering Key Laboratory, Yunnan Normal University, Kunming 650500, China. ³Institute of Environmental Remediation and Human Health, Southwest Forestry University, Kunming 650000, China. ⁴Institute of Soil and Water Resources and Environmental Science, College of Environmental and Resource Sciences, Zhejiang University, Hangzhou 310058, China. ✉email: ghl0871@aliyun.com

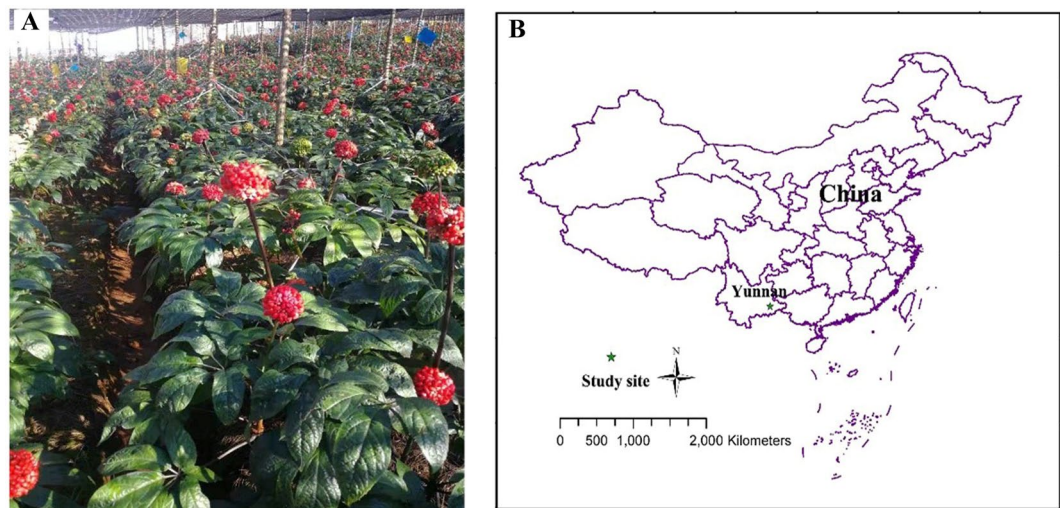


Figure 1. Photo showing the growth of healthy Sanqi (A) and the location of the field experiment in Yunnan (B). Figure (B) was generated by Arcmap 10.2 (<https://www.esri.com>).

and the key soil parameters impacting the survival of Sanqi under continuous cropping are still unclear²³. For instance, soil pH affects N availability, both affecting plant growth²⁴. Therefore, in this study, we conducted a field experiment after 5-year continuous cropping of Sanqi. We determined 13 important parameters including soil pH, plant nutrients, enzyme activities, and bacteria and fungi population. Based on statistical analyses, we correlated them to Sanqi's survival rates in the field. The information should provide guidance for the sustainable cultivation of Sanqi. In addition, it may help to reduce the replant problem of other crops since it is widespread in agricultural production²⁵.

Materials and methods

Study site and field experiment. The study was conducted in southwest China at the Miaoxiang Sanqi Science Experiment Station (23° 31' 44.48" N, 104° 19' 13.65" E) (Fig. 1), which is located at Wenshan, Yunnan, a traditional area for Sanqi production. The annual mean temperature is 16.6°C and precipitation is 1111 mm²⁶. The soil belongs to laterite, which is rich in Fe and Al and often formed under hot and wet tropical climate⁸. The soil pH is 5.94, available N is 38.30 mg kg⁻¹, and available P is 6.43 mg kg⁻¹, before the cultivation of Sanqi.

Organic fertilizer (OF), which was provided by a local fertilizer company and designed for Sanqi, was applied as the basal fertilizer. OF is produced using livestock manure, the pH is 7.47, available N is ~1553 mg kg⁻¹, available P is ~325 mg kg⁻¹, and organic matter content is ~1.92%. According to the traditional cultivation of Sanqi, OF was evenly mixed with 0–20 cm topsoil at 0.5 kg m⁻². Sanqi seedlings of 1-year old were transplanted in February 2017 in the field, which has been growing Sanqi for 5 years. Field management, including weed removal, irrigation, and shading, was the same, and fertilizer was no longer applied after transplanting. Since the soil-borne plant diseases are serious during the rainy season (June to August) partly due to the high soil water content⁷, so its survival rates were investigated in September 2018 after growth of ~1.5 years. We randomly selected 7 plots (1.5 m × 2 m) along a survival gradient of Sanqi. The survival rate was calculated as the number of individuals survived/the number of individuals transplanted.

Soil pH and plant nutrients. To explore the correlations between soil parameters and the survival of Sanqi, soil samples were collected at the same time of survival investigation. For each plot, five soil samples were randomly collected and mixed to make a composite sample. Part of the soil passed through a 2 mm sieve was stored at a 4 °C freezer before microbial analysis and part was air-dried for other analyses. Soil pH was determined by a pH meter (PHS-25) at a soil/water ratio of 1:2.5 after mixing for 30 min. Available soil N was determined by the alkali-hydrolyzed diffusion method and available soil P was determined using the Bray's method by a spectrophotometer (UV-8000, Yuanxi, China), available soil K, Ca, and Mg were extracted with 1 M CH₃COONH₄ solution for 30 min and determined by atomic absorption spectroscopy (AA-7000, Shimadzu, Japan)²⁷.

Soil enzyme activities, and bacteria and fungi population. The activities of 4 important soil enzymes, including phosphatase, urease, cellulase, and polyphenol oxidase, were determined. Briefly, phosphatase was measured using disodium phenyl phosphate colorimetric method, urease the phenol sodium hypochlorite colorimetric method, cellulase the carboxymethyl cellulose method, and polyphenol oxidase the pyrogallol method²⁸. The number of bacteria and fungi were determined immediately after the collection of soil samples by counting colony-forming units (CFU). Briefly, 10 g soil was mixed with 90 mL phosphate-buffered saline solution, which was diluted to 10⁻⁶ (v/v). About 0.1 mL of solution was spread on potato-martin medium to culture the fungus at 37 °C and was spread on beef extract peptone medium to culture bacteria at 25 °C. The CFU was counted when there was no increase in colonies²⁹.

Soil properties and Sanqi survival rate	Range	Mean \pm SD	Plot 1	Plot 2	Plot 3	Plot 4	Plot 5	Plot 6	Plot 7
Survival rate (%)	0.00–44.70	26.43 \pm 14.02	0.00	21.20	24.60	26.80	32.10	35.60	44.70
pH	4.86–5.68	5.27 \pm 0.28	4.86	5.09	5.17	5.37	5.20	5.54	5.68
Available N (mg kg ⁻¹)	96.41–134.31	121.03 \pm 12.04	96.41	120.46	118.56	124.02	124.89	128.57	134.31
Available P (mg kg ⁻¹)	10.84–26.74	19.34 \pm 5.42	10.84	16.78	24.21	15.47	26.74	20.21	21.14
Available K (mg kg ⁻¹)	98.14–121.41	112.01 \pm 7.51	98.14	110.96	118.73	110.74	121.41	109.85	114.21
Available Ca (mg kg ⁻¹)	476.32–712.45	581.81 \pm 112.02	476.32	477.16	498.97	689.76	519.15	712.45	698.87
Available Mg (mg kg ⁻¹)	56.23–67.24	61.15 \pm 3.76	56.23	64.87	59.71	61.41	67.24	58.74	59.86
Phosphatase (mg g ⁻¹ 12 h ⁻¹)	0.18–0.44	0.33 \pm 0.09	0.18	0.24	0.34	0.36	0.31	0.42	0.44
Urease (mg g ⁻¹ 24 h ⁻¹)	0.09–0.56	0.36 \pm 0.15	0.09	0.28	0.35	0.39	0.37	0.47	0.56
Cellulase (mg g ⁻¹ 24 h ⁻¹)	0.29–0.61	0.42 \pm 0.12	0.30	0.29	0.39	0.52	0.37	0.49	0.61
Polyphenol oxidase (mg g ⁻¹ 2 h ⁻¹)	0.30–0.69	0.45 \pm 0.13	0.69	0.30	0.38	0.40	0.41	0.51	0.49
Bacteria ($\times 10^6$ CFU g ⁻¹)	1.32–4.17	2.44 \pm 1.08	1.61	1.32	1.58	2.89	2.09	3.42	4.17
Fungi ($\times 10^4$ CFU g ⁻¹)	1.96–4.62	2.71 \pm 0.94	4.62	2.12	2.07	2.43	1.96	3.18	2.57
Ratio of bacteria to fungi	34.85–162.26	95.54 \pm 41.68	34.85	62.26	76.33	118.93	106.63	107.55	162.26

Table 1. Survival rate of Sanqi and associated soil parameters across the 7 plots.

Statistical analyses. The Shapiro–Wilk test was used to evaluate the normal distribution of all parameters, with no variable being rejected ($P > 0.05$). Pearson correlation analysis was used to explore the relations among different soil parameters and Sanqi's survival rate. Since soil parameters are correlated with each other, we conducted a principal component analysis based on their correlation matrix. All analyses were done using the SPSS 16.0 (SPSS Inc., Chicago, IL, USA) and the R statistical package “Deducer” at $P < 0.05$ ³⁰.

Results

Soil pH, plant nutrients (N, P, K, Ca and Mg), enzyme activities (phosphatase, urease, cellulase, and polyphenol oxidase), microbial populations (bacteria and fungi), and Sanqi's survival rates in the 7 plots are shown in Table 1. Briefly, soil pH ranged from 4.86 to 5.68, available N ranged from 96.41 to 134.31 mg kg⁻¹, available P ranged from 10.84 to 26.74 mg kg⁻¹, available K ranged from 98.14 to 121.41 mg kg⁻¹, available Ca ranged from 476.32 to 712.45 mg kg⁻¹, and available Mg ranged from 56.23 to 67.24 mg kg⁻¹. The activity of phosphatase ranged from 0.18 to 0.44 mg g⁻¹ 12 h⁻¹, urease ranged from 0.09 to 0.56 mg g⁻¹ 24 h⁻¹, cellulase ranged from 0.29 to 0.61 mg g⁻¹ 24 h⁻¹, and polyphenol oxidase ranged from 0.30 to 0.69 mg g⁻¹ 2 h⁻¹. The CFU of bacteria ranged from 1.32 to 4.17 $\times 10^6$ g⁻¹, fungi ranged from 1.96 to 4.62 $\times 10^4$ g⁻¹, and its ratio (B/F) ranged from 34.85 to 162.26. The data indicate high environmental heterogeneity though field management was the same. Since Sanqi has been growing in the soil for 5 years before the transplanting, its survival rates were low, ranging from 0 to 44.7%, averaging 26%. In other words, 74% of the transferred Sanqi plants did not survive. Without continuous cropping, the survival rate of Sanqi in the experiment station was $> 80\%$ in the second growth year generally, the data indicate the serious problem of poor growth of Sanqi under continuous cropping.

Correlation of Sanqi's survival rates with 13 soil parameters. Pearson correlation analysis indicated soil pH and available N were positively correlated with Sanqi's survival rate ($r = 0.92$ – 0.98 , $P < 0.01$), while correlations for available P, K, Ca, or Mg were insignificant. Besides, soil pH was highly correlated to available N ($r = 0.89$, $P < 0.01$) (Fig. 2). While the activities of phosphatase, urease and cellulase were correlated with Sanqi's survival rate ($r = 0.91$, 0.98 , and 0.77 , $P < 0.04$), the correlation for polyphenol oxidase was insignificant ($P > 0.05$). In addition, the enzymes correlated with Sanqi's survival rate were also correlated with each other (Fig. 2).

The ratios of soil bacteria/fungi (B/F) were correlated with Sanqi's survival rates ($r = 0.94$, $P < 0.01$; Fig. 2). However, the correlation between Sanqi's survival rates and soil bacteria or fungi population was insignificant ($r = 0.75$, $P = 0.06$; $r = -0.62$, $P = 0.14$). The number of soil bacteria was positively correlated with bacteria/fungi ratio while fungi was not, indicating the ratio was mainly determined by soil bacteria (Fig. 2).

Principal component and Pearson correlation analyses of 13 soil parameters. Principal component analysis indicated that the first component (PC1), consisting of soil pH, available N, available Ca, phosphatase, urease, cellulase, bacteria population and B/F ratio, explained 61.15% of the variances. All parameters were correlated with Sanqi's survival rate excluding available Ca and bacteria population (Fig. 3), indicating the intrinsic relevance of the soil parameters related to the survival of Sanqi. Further, Pearson correlation analysis indicated that soil pH was highly correlated with available N, B/F, and the activities of urease, cellulase and phosphatase ($r = 0.92$ – 0.98 , $P < 0.01$), indicated that soil pH could be a key parameter for the continuous cropping of Sanqi.

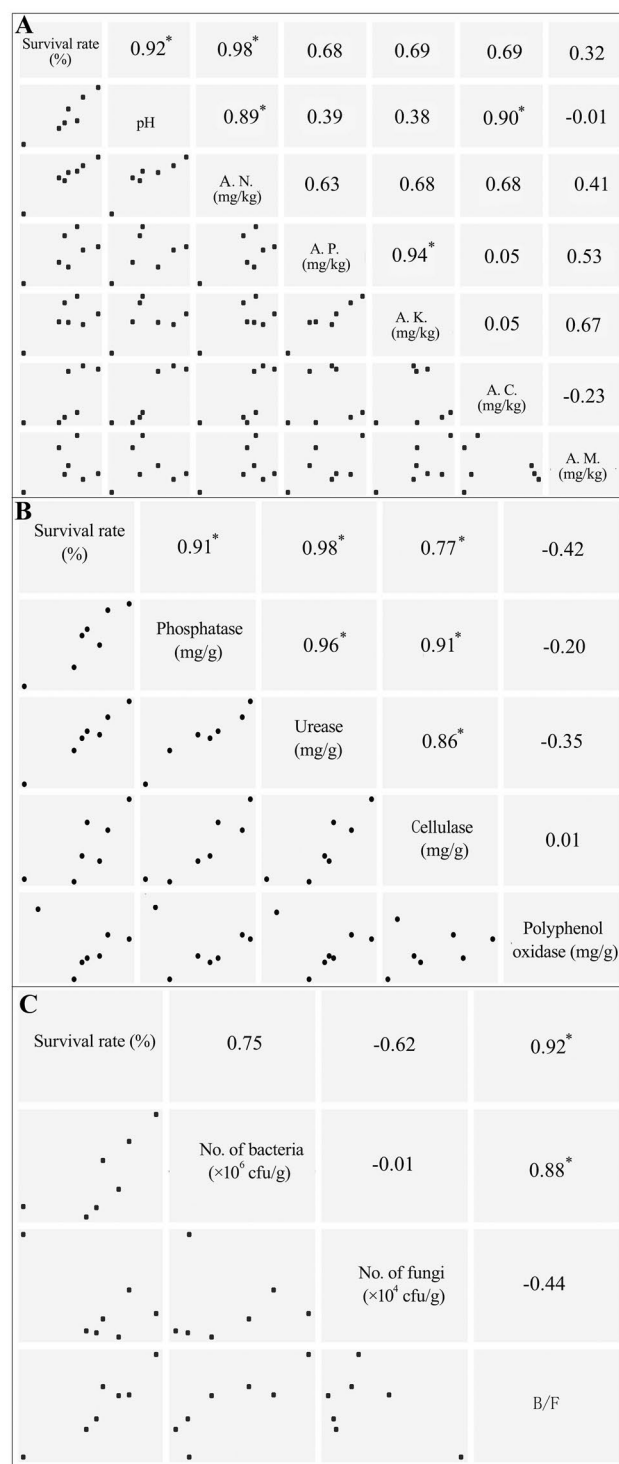


Figure 2. Correlations between Sanqi's survival rate and soil pH and plant nutrients (A), soil enzyme activities (B), and soil bacteria and fungi population (C) based on Pearson correlation coefficient with $*P < 0.05$. The figure was generated by function ggcorplot in the R package "Deducer"³⁰. B/F ratio of bacteria to fungi, AN available N, AP available P, AK available K, AC available Ca, AM available Mg.

Discussions

Soil pH and available N were correlated with Sanqi's survival rate. Our study showed that soil pH and available N were positively correlated with Sanqi's survival rate (Table 1; Fig. 2), similar results were also observed by Wu et al.¹⁶. Soil pH plays an important role in controlling Sanqi's growth under continuous crop-

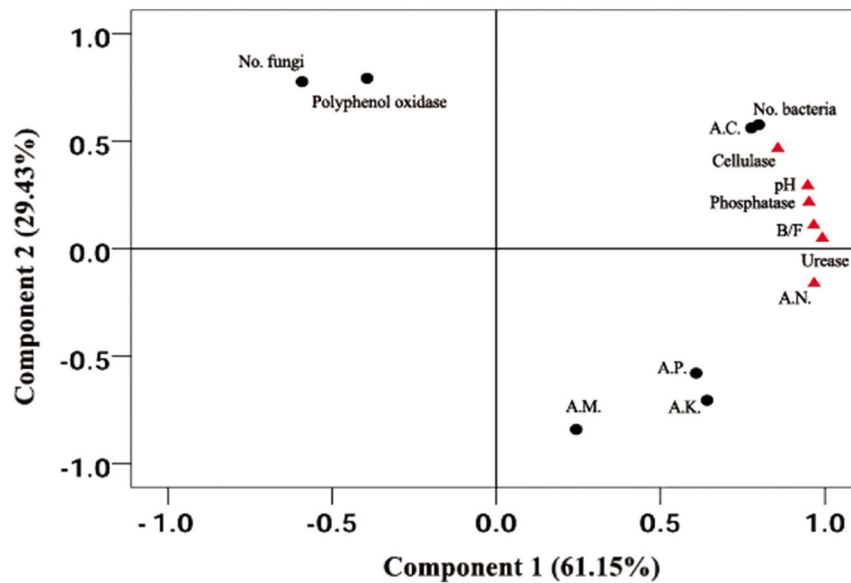


Figure 3. Principal component analysis of 13 soil parameters in this study, with factors marked with triangle indicating significant correlation with Sanqi's survival rate. *B/F* ratio of bacteria to fungi, *AN* available N, *AP* available P, *AK* available K, *AC* available Ca, *AM* available Mg.

ping. For example, Yang et al.³¹ showed that steaming combined with biochar application increased soil pH as well as the survival rate of Sanqi under continuous cropping. Meanwhile, Tan et al.³² reported that the continuous cropping of Sanqi affected the community structure and diversity of soil bacteria, which were influenced by soil pH. This is because Sanqi roots secrete organic acids to the rhizosphere, causing soil acidification³³. This has been confirmed by Sun et al.²² who showed soil pH declined 1.6 from 7.0 to 5.4 after 3-year continuous cropping. Sanqi prefers to grow in slightly acid soil, with the optimum pH being ~6.5³⁴. In this study, after 5-year continuous cropping, the soil pH in the plots was more acidic at 5.27 ± 0.28 (Table 1). Therefore, increasing soil pH to ~6.5 may benefit Sanqi's growth and improve its survival rate under continuous cropping.

The positive correlation between soil available N and Sanqi's survival rate was not unexpected. Wei et al.¹⁷ showed that the addition of 225 kg N ha^{-1} decreased its disease index and promoted Sanqi's growth. However, high N addition at 450 kg N ha^{-1} promoted pathogen accumulation in soil. The content of available N in the 7 plots were $96.41\text{--}134.31 \text{ mg kg}^{-1}$, much lower than the average level at 213 mg kg^{-1} of the main production area for Sanqi³⁵. Therefore, slightly increasing N may benefit Sanqi's growth and help guard against soil-borne diseases. However, no correlations between Sanqi's survival rate and other plant nutrients including P, K, Ca, and Mg were found (Fig. 2), indicating that these soil parameters could be not important for the survival of Sanqi under continuous cropping.

Soil enzyme activities and bacteria/fungi ratios were correlated with Sanqi's survival rate. Besides soil pH and available N, the activities of phosphatase, urease, and cellulase were also correlated with Sanqi's survival rates (Table 1; Fig. 2). Enzymes are key soil parameters, which play important biochemical functions in the decomposition of organic matter and mineralization of plant nutrients like N and P¹⁸. For example, phosphatase helps to mineralize organic P, which responds to changes in soil management¹⁹. Decline in soil enzyme activities have been observed for crops after continuous cropping including strawberry, cucumber, potato, cotton, and Sanqi, partly due to the altered soil properties and microbial communities^{5,22,36–38}. For instance, Sun et al.²² showed that the activities of phosphatase and urease in the soil decreased 69 and 92% after 3 year of continuous cropping of Sanqi. The positive correlations between the activities of cellulase, urease, phosphatase, and Sanqi's survival rate indicate that the accelerated C, N, and P cycling with increased soil enzyme activities could benefit the survival of Sanqi under continuous cropping³⁹. Also, these soil enzymes can be used as soil parameters affecting Sanqi growth under continuous cropping⁴⁰.

Soil enzyme activities were closely related to soil microbial populations. For example, the number of soil bacteria was highly correlated with the activities of phosphatase, urease, and cellulase ($r = 0.82\text{--}0.94$, $P < 0.05$), while the number of soil fungi was highly correlated with the activity of polyphenol oxidase ($r = 0.93$, $P < 0.01$). The data indicate that the soil enzyme activities under continuous cropping of Sanqi were affected by soil microorganisms.

Besides soil pH, available N, and three soil enzyme activities, the ratios of soil bacteria/fungi were correlated with Sanqi's survival rates ($r = 0.94$, $P < 0.01$; Table 1; Fig. 2). While the ratios are affected by soil nutrient status and pH, but the changes in the ratios also affect litter decomposition, nutrient cycling, and crop growth^{41,42}. For example, Liu et al.⁴³ showed that soil fumigation and application of bio-organic fertilizer caused a more bacterial-dominant microbial community, which reduced plant diseases and increased crop yields under the continuous cropping of potato. For Sanqi, recent studies indicated that continuous cropping cause a shift from a more bacterial- to more fungal-dominant microbial community⁴⁴. Besides, the high N input led to fungal-dominant

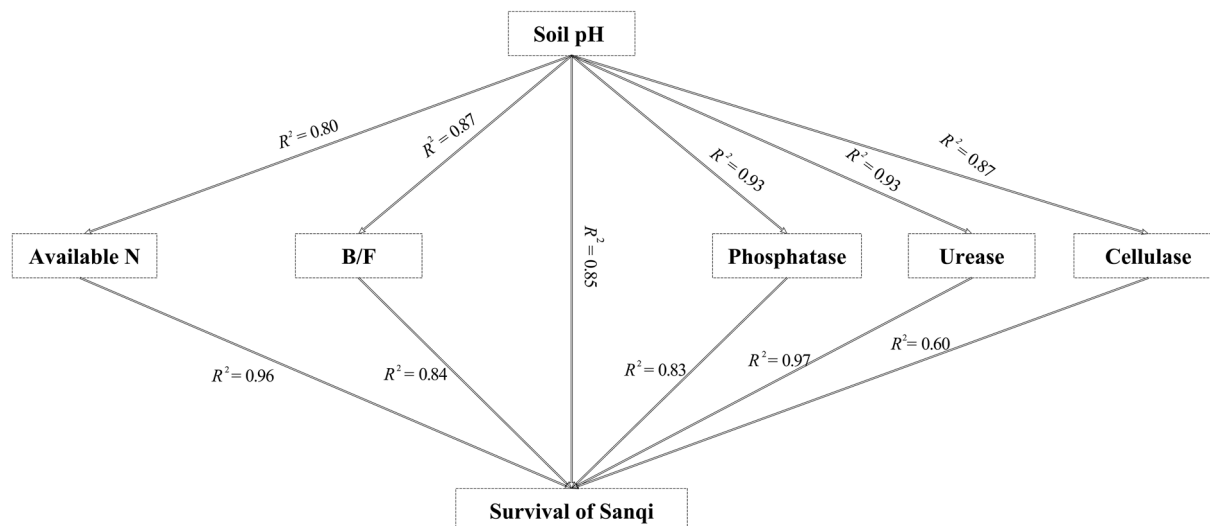


Figure 4. Correlations of soil pH with 5 key soil parameters impacting Sanqi's survival rates. R^2 is the coefficient of determination in linear regression analysis, with $P < 0.05$.

microbial community, which exacerbated the poor growth of Sanqi¹⁷. In this study, though bacterial or fungal population did not correlate with Sanqi's survival rate, the bacteria/fungi ratio was positively correlated (Fig. 2). The data suggest a bacterial-dominant soil microbial community may benefit Sanqi's growth.

Soil pH as a key parameter for Sanqi's survival under continuous cropping. Soil pH is an important chemical indicator of soil health, which has a major impact on soil biochemical functions⁴⁵. Correlation and principal component analyses indicated that soil pH was a key soil parameter for the continuous cropping of Sanqi (Figs. 3, 4). In addition, soil pH was also correlated with other soil parameters (Fig. 4). For example, soil pH impacts enzyme activity, with each enzyme having optimal activities over certain pH values⁴⁶. Further, soil enzyme activity is affected by microbial activities⁴⁷, which is again related to soil pH^{48,49}. Soil pH has a significant impact on bacteria/fungi ratios as fungi are more acid-tolerant than bacteria⁴¹. In this study, we observed a shift from a bacterial-dominant to a fungal-dominant microbial community with decreasing soil pH (Fig. 4), which may increase pathogen population and impact Sanqi's growth¹⁷. A recent study regarding ginseng, which is also a famous medicinal plant and closely related to Sanqi, indicated that soil pH decreased 0.73, from 5.71 to 4.98, under 3-year continuous cropping significantly inhibited the growth of toxin-degrading bacteria and increased the death rate of ginseng⁵⁰. Also, soil pH decreased 0.9, from 7.60 to 6.70, after the continuous cropping of strawberry for 7 years, which caused the accumulation of four phenolic acids (i.e., *p*-hydroxybenzoic acid, ferulic acid, cinnamic acid, and *p*-coumaric acid) and the poor growth of strawberry⁵¹. Urease is related to N mineralization²⁰, in this study, urease activity was highly correlated with soil available N ($r = 0.96$, $P < 0.01$). The data suggest that increased urease activity with soil pH may promote N mineralization, thereby increasing soil N availability and the survival rate of Sanqi under continuous cropping (Fig. 4).

Sanqi is a well-known herb in Asia and has been used worldwide, however, its sustainable production was largely limited due to its poor growth under continuous cropping and the key soil parameters leading to the replant problem are still unclear. Our study showed that many soil parameters including soil phosphatase, urease, cellulase activity, bacteria/fungi ratio, available N, and pH were all correlated with Sanqi's survival. In addition, correlation and principal component analysis indicated that soil pH correlated with other soil parameters related to Sanqi's survival under continuous cropping, alluding to the possible mechanisms. Therefore, soil pH was a key soil parameter for the successful growth of Sanqi. Increasing soil pH to ~6.5 may ameliorate the poor growth of Sanqi under continuous cropping. However, as this study was based on the field investigation, more experiments are needed to verify the complex mechanisms leading to the replant problem of Sanqi.

Received: 27 June 2020; Accepted: 24 February 2021

Published online: 11 March 2021

References

- Zhao, Y. *Panax notoginseng* (Burk.) F.H. Chen (Sanqi, Notoginseng) (eds. Liu, Y., Wang, Z. & Zhang, J.) 185–193 (Springer, 2015).
- Liao, P. *et al.* Stereoscopic cultivation of *Panax notoginseng*: A new approach to overcome the continuous cropping obstacle. *Ind. Crop Prod.* **126**, 38–47 (2018).
- Yang, M. *et al.* Autotoxic ginsenosides in the rhizosphere contribute to the replant failure of *Panax notoginseng*. *PLoS ONE* **10**, e0118555 (2015).
- Mazzola, M. & Manici, L. M. Apple replant disease: Role of microbial ecology in cause and control. *Annu. Rev. Phytopathol.* **50**, 45–65 (2012).
- Lovaisa, N. C. *et al.* Strawberry monocropping: Impacts on fruit yield and soil microorganisms. *J. Soil Sci. Plant Nutr.* **17**, 868–883 (2017).

6. Petermann, J. S., Fergus, A. J. F., Turnbull, L. A. & Schmid, B. Janzen–Connell effects are widespread and strong enough to maintain diversity in grasslands. *Ecology* **89**, 2399–2406 (2008).
7. Xia, P. G. *et al.* Optimal fertilizer application for *Panax notoginseng* and effect of soil water on root rot disease and saponin contents. *J. Ginseng Res.* **40**, 38–46 (2016).
8. Dong, L., Xu, J., Feng, G., Li, X. & Chen, S. Soil bacterial and fungal community dynamics in relation to *Panax notoginseng* death rate in a continuous cropping system. *Sci. Rep.* **6**, 31802 (2016).
9. Zhang, Y., Zheng, Y., Xia, P., Xun, L. & Liang, Z. Impact of continuous *Panax notoginseng* plantation on soil microbial and biochemical properties. *Sci. Rep.* **9**, 13205 (2019).
10. Liu, D. H. *et al.* Study on dynamic change law of N, P and K in *Panax notoginseng* plant soils with different interval year. *China J. Chin. Mater. Med.* **39**, 572–579 (2014).
11. Vukicevich, E., Lowery, T., Bowen, P., Urbez-Torres, J. R. & Hart, M. Cover crops to increase soil microbial diversity and mitigate decline in perennial agriculture. A review. *Agron. Sustain. Dev.* **36**, 48 (2016).
12. Manici, L. M., Caputo, F. & Saccà, M. L. Secondary metabolites released into the rhizosphere by *Fusarium oxysporum* and *Fusarium* spp. as underestimated component of nonspecific replant disease. *Plant Soil* **415**, 85–98 (2016).
13. Tan, Y. *et al.* Rhizospheric soil and root endogenous fungal diversity and composition in response to continuous *Panax notoginseng* cropping practices. *Microbiol. Res.* **194**, 10–19 (2016).
14. Dumbrell, A. J., Nelson, M., Helgason, T., Dytham, C. & Fitter, A. H. Relative roles of niche and neutral processes in structuring a soil microbial community. *ISME J.* **4**, 337–345 (2010).
15. Jeanbille, M. *et al.* Soil parameters drive the structure, diversity and metabolic potentials of the bacterial communities across temperate beech forest soil sequences. *Microb. Ecol.* **71**, 482–493 (2016).
16. Wu, F. Y., Cui, X. M., Yang, Y. & Guan, H. L. Effects of soil pH values regulated by different fertilization on the disease incidence and growth of *Panax notoginseng*. *J. Yunnan Univ.* **39**, 908–914 (2017).
17. Wei, W., Yang, M., Liu, Y., Huang, H. & Zhu, S. Fertilizer N application rate impacts plant–soil feedback in a Sanqi production system. *Sci. Total Environ.* **633**, 796–807 (2018).
18. Killham, K. & Staddon, W. J. Bioindicators and sensors of soil health and the application of geostatistics (eds. Burns, R. G. & Dick, R. P.) 391–405 (Marcel Dekker, 2002).
19. Kotrocó, Z. *et al.* Soil enzyme activity in response to long-term organic matter manipulation. *Soil Biol. Biochem.* **70**, 237–243 (2014).
20. Sinsabaugh, R. L., Antibus, R. K. & Linkins, A. E. An enzymic approach to the analysis of microbial activity during plant litter decomposition. *Agric. Ecosyst. Environ.* **34**, 43–54 (1991).
21. Li, W. H., Liu, Q. Z. & Chen, P. Effect of long-term continuous cropping of strawberry on soil bacterial community structure and diversity. *J. Integr. Agric.* **17**, 2570–2582 (2018).
22. Sun, X. T. *et al.* Properties of soil physical–chemistry and activities of soil enzymes in context of continuous cropping obstacles for *Panax notoginseng*. *Ecol. Environ. Sci.* **24**, 409–417 (2015).
23. Sun, X. T. *et al.* The progress and prospect on consecutive monoculture problems of *Panax notoginseng*. *Chin. J. Ecol.* **34**, 885–893 (2015).
24. Tyler, G. & Falkengren-Grerup, U. Soil chemistry and plant performance-ecological consideration. *Progr. Bot.* **59**, 634–658 (1998).
25. Utkhed, R. S. Soil sickness, replant problem or replant disease and its integrated control. *Allelopathy J.* **18**, 23–38 (2006).
26. Hijmans, R. J., Cameron, S. E., Parra, J. L., Jones, P. G. & Jarvis, A. Very high resolution interpolated climate surfaces for global land areas. *Int. J. Climatol.* **25**, 1965–1978 (2005).
27. Lu, R. K. *Analytical Method of Soil and Agricultural Chemistry* 260–344 (China Agricultural Science and Technology Press, 2000).
28. Guan, S. *Soil Enzyme and Its Research Methods* 22–36 (Agricultural Publisher, 1986).
29. Zhang, Q. *et al.* Microcalorimetric study of the effects of long-term fertilization on soil microbial activity in a wheat field on the loess plateau. *Ecotoxicology* **23**, 2035–2040 (2014).
30. Fellows, I. Deducer: A data analysis GUI for R. *J. Stat. Softw.* **49**, 1–15 (2012).
31. Yang, M. *et al.* Steaming combined with biochar application eliminates negative plant–soil feedback for Sanqi cultivation. *Soil Till. Res.* **189**, 189–198 (2019).
32. Tan, Y. *et al.* Diversity and composition of rhizospheric soil and root endogenous bacteria in *Panax notoginseng* during continuous cropping practices. *J. Basic Microbiol.* **57**, 337–344 (2017).
33. Zhao, Y. M. *et al.* Role of phenolic acids from the rhizosphere soils of *Panax notoginseng* as a double-edge sword in the occurrence of root-rot disease. *Molecules* **23**, 819 (2018).
34. Wu, L. J., Guan, Y. M. & Liu, J. Y. *Pollution-Free Cultivation of Panax notoginseng* 69–79 (Chemical Industry Press, 2004).
35. Du, C. Y., Zhang, N. M., Jiang, R., Wang, T. & Liu, Y. Evaluation of main soil nutrients characteristics for *Panax notoginseng* planting area of Yunnan. *Southwest China J. Agric. Sci.* **29**, 599–605 (2016).
36. Zhou, X. *et al.* Changes in rhizosphere soil microbial communities in a continuously monocropped cucumber (*Cucumis sativus* L.) system. *Eur. J. Soil Biol.* **60**, 1–8 (2014).
37. Qin, S. H. *et al.* Breaking continuous potato cropping with legumes improves soil microbial communities, enzyme activities and tuber yield. *PLoS ONE* **12**, e0175934 (2017).
38. Dou, F., Wright, A. L., Mylavaram, R. S., Jiang, X. J. & Matocha, J. E. Soil enzyme activities and organic matter composition affected by 26 years of continuous cropping. *Pedosphere* **26**, 618–625 (2016).
39. Wang, Y. *et al.* Effects of biochar on the growth of apple seedlings, soil enzyme activities and fungal communities in replant disease soil. *Sci. Hortic.* **256**, 108641 (2019).
40. Adetunji, A. T., Lewu, F. B., Mulidzi, R. & Ncube, B. The biological activities of β -glucosidase, phosphatase and urease as soil quality indicators: A review. *J. Soil Sci. Plant Nutr.* **17**, 794–807 (2017).
41. Strickland, M. S. & Rousk, J. Considering fungal:bacterial dominance in soils—Methods, controls, and ecosystem implications. *Soil Biol. Biochem.* **42**, 1385–1395 (2010).
42. Malik, A. A. *et al.* Soil fungal:bacterial ratios are linked to altered carbon cycling. *Front. Microbiol.* **7**, 1247 (2016).
43. Liu, X. *et al.* Soil fumigation and bio-organic fertilizer application promotes potato growth and affects soil bio-chemical properties in a continuous cropping system. *Acta Pratacult. Sin.* **24**, 122–133 (2015).
44. Liu, H. J. *et al.* Characteristics of soil microflora of *Panax notoginseng* in different continuous cropping years. *Allelopathy J.* **44**, 145–158 (2018).
45. Singh, B. P., Cowi, A. L. & Chan, K. Y. *Soil Health and Climate Change* 69–85 (Springer, 2011).
46. Turner, B. L. Variation in pH optima of hydrolytic enzyme activities in tropical rain forest soils. *Appl. Environ. Microbiol.* **76**, 6485–6493 (2011).
47. Burns, R. G. *et al.* Soil enzymes in a changing environment: Current knowledge and future directions. *Soil. Biol. Biochem.* **58**, 216–234 (2013).
48. Stark, S., Männistö, M. K. & Eskelinen, A. Nutrient availability and pH jointly constrain microbial extracellular enzyme activities in nutrient-poor tundra soils. *Plant Soil* **383**, 373–385 (2014).
49. Hermans, S. M. *et al.* Bacteria as emerging indicators of soil condition. *Appl. Environ. Microbiol.* **83**, e02826–e2916 (2017).
50. Dong, L. L. *et al.* Manipulation of microbial community in the rhizosphere alleviates the replanting issues in *Panax ginseng*. *Soil. Biol. Biochem.* **125**, 64–74 (2018).

51. Li, X. *et al.* Effects of long-term continuous cropping on soil nematode community and soil condition associated with replant problem in strawberry habitat. *Sci. Rep.* **6**, 30466 (2016).

Acknowledgements

This work was supported in part by the National Natural Science Foundation of China (31901126); Yunnan Innovative Research Team of Environmental pollution, Food Safety and Human Health (202005AE160017); the Applied Basic Research Foundation of Yunnan Province (2019FD112); the Scientific Research Program of Yunnan Provincial Department of Education (2019J0067) and the Doctoral Foundation of Yunnan Normal University (2017ZB020).

Author contributions

H.G. & W.X. designed the study; H.G. & F.W. collected the data; W.X. & H.G. performed analyses; W.X. wrote the first draft of the manuscript; H.W., L.Z., X.L., P.X. & L.M. contributed substantially to revisions.

Competing interests

The authors declare no competing interests.

Additional information

Correspondence and requests for materials should be addressed to H.G.

Reprints and permissions information is available at www.nature.com/reprints.

Publisher's note Springer Nature remains neutral with regard to jurisdictional claims in published maps and institutional affiliations.



Open Access This article is licensed under a Creative Commons Attribution 4.0 International License, which permits use, sharing, adaptation, distribution and reproduction in any medium or format, as long as you give appropriate credit to the original author(s) and the source, provide a link to the Creative Commons licence, and indicate if changes were made. The images or other third party material in this article are included in the article's Creative Commons licence, unless indicated otherwise in a credit line to the material. If material is not included in the article's Creative Commons licence and your intended use is not permitted by statutory regulation or exceeds the permitted use, you will need to obtain permission directly from the copyright holder. To view a copy of this licence, visit <http://creativecommons.org/licenses/by/4.0/>.

© The Author(s) 2021