

EDGE ARTICLE

Cite this: *Chem. Sci.*, 2024, 15, 10232

All publication charges for this article have been paid for by the Royal Society of Chemistry

Received 19th April 2024
Accepted 3rd June 2024

DOI: 10.1039/d4sc02594f

rsc.li/chemical-science

Asymmetric three-component Tsuji–Trost allylation reaction enabled by chiral aldehyde/palladium combined catalysis†

Jian-Hua Liu,^a Wei Wen,^{ID} ^a Zhu-Lian Wu,^{ID} ^a Tian Cai,^a Yan-Min Huang^{*b} and Qi-Xiang Guo^{ID} ^{*a}

Despite the long-standing exploration of the catalytic asymmetric Tsuji–Trost allylation reaction since the mid-20th century, most reported instances have adhered to a two-component approach. Here, we present a remarkably efficient three-component asymmetric allylation reaction enabled by the collaborative action of chiral aldehyde and palladium. A diverse array of NH₂-unprotected amino acid esters, aryl or alkenyl iodides, and allyl alcohol esters exhibit robust participation in this reaction, resulting in the synthesis of structurally diverse non-proteinogenic α -amino acid esters with favorable experimental outcomes. Mechanistic investigations reveal the dominance of the allylation/Heck coupling cascade in reactions involving electron-rich aryl iodides, while the Heck coupling/allylation cascade emerges as the dominant pathway in reactions involving electron-deficient aryl iodides. This chiral aldehyde/palladium combining catalytic system precisely governs the chemoselectivity of C-allylation and N-allylation, the regioselectivity of linear and branched allylation, and the enantioselectivity of C-allylation products.

Introduction

The catalytic enantioselective Tsuji–Trost allylation stands as one of the most invaluable approaches leading to optically active allylic compounds.¹ Since its inaugural disclosure,² extensive efforts have been dedicated to the development of innovative catalytic systems and the advent of new reactions.³ Consequently, this fundamental reaction has found widespread application in the construction of chiral molecules through the establishment of chemical bonds such as C–C, C–N, C–O, and so forth,⁴ as well as in natural product synthesis (Fig. 1a).⁵ Typically, many reactions have been employed to form a single chemical bond through a two-component reaction pathway. To engender the formation of multiple chemical bonds in a unified process, the substrates must be judiciously tailored by integrating multiple reactive sites within a single molecule.⁶ In this regard, the incorporation of two leaving groups in a single reactant to facilitate consecutive allylation reactions has been the most extensively investigated strategy.⁷

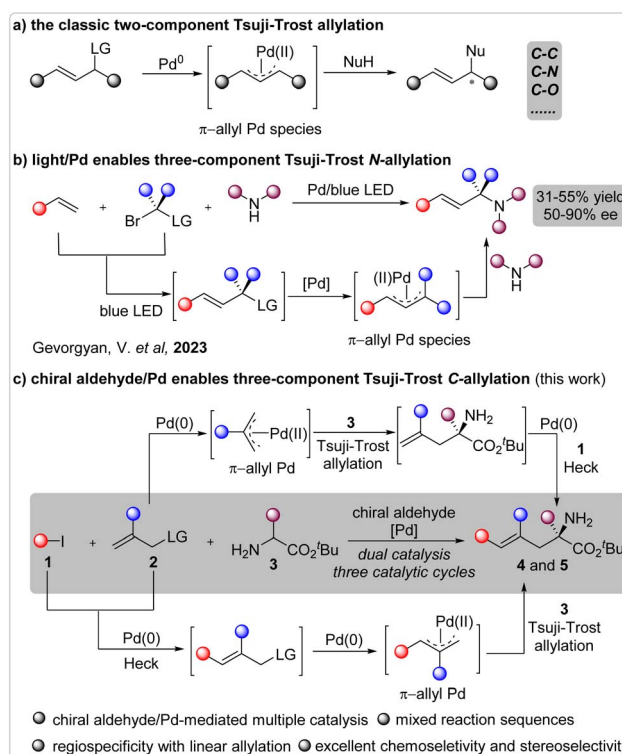


Fig. 1 Catalytic asymmetric α -hydrocarbonylation reaction of amino acid esters with haloalkyl iodides.

^aKey Laboratory of Applied Chemistry of Chongqing Municipality, Chongqing Key Laboratory of Soft-Matter Material Chemistry and Function Manufacturing, School of Chemistry and Chemical Engineering, Southwest University, Chongqing, 400715, China. E-mail: qxguo@swu.edu.cn

^bGuangxi Key Laboratory of Natural Polymer Chemistry and Physics, Nanning Normal University, Nanning, 530001, China. E-mail: huangyanmin828@gxtc.edu.cn

† Electronic supplementary information (ESI) available. See DOI: <https://doi.org/10.1039/d4sc02594f>



The catalytic enantioselective multiple-component reaction represents an exceptional approach for effecting the simultaneous construction of multiple chemical bonds in a unified fashion, and has been extensively explored in many types of transformations.⁸ However, the corresponding multiple-component Tsuji–Trost allylation reaction has scarcely been investigated, partly owing to the exigency of concurrently controlling the entire reaction sequence, chemoselectivity, regioselectivity, and enantioselectivity.⁹ Remarkably, Gevorgyan *et al.* recently unveiled a sophisticated three-component *N*-allylation reaction facilitated by photoinduced palladium catalysis (Fig. 1b).¹⁰ Several enantioselective instances were realized with moderate yields and moderate-to-good enantioselectivities. Thus, the development of a novel methodology to achieve a highly efficient Tsuji–Trost allylation reaction involving three or more reactants remains a pressing imperative to further enrich the domain of this seminal reaction.

The chiral aldehyde/palladium combined catalysis¹¹ has been well documented in the asymmetric α -functionalization of NH_2 -unprotected amino acid esters.¹² However, all of these reactions have occurred *via* a two-component pathway, and the advancement of multiple-component reactions will significantly propel the progression of chiral aldehyde catalysis.¹³ Drawing from our investigations into the catalytic asymmetric Tsuji–Trost allylation^{12a} and benzylation^{12c} reactions, we envisaged that a reaction involving a halide, a terminal allylic alcohol ester, and an NH_2 -unprotected amino acid ester could occur under the influence of a chiral aldehyde/palladium combined catalytic system (Fig. 1c). However, significant challenges lie ahead. On one hand, this three-component reaction comprises three catalytic cycles, involving two distinct palladium-mediated catalytic cycles for the Heck coupling and allylation processes, as well as one chiral aldehyde-mediated catalytic cycle for the generation of active nucleophiles from amino acid esters. Additionally, it encompasses two potential reaction sequences, including the Tsuji–Trost allylation/Heck coupling or the Heck coupling/Tsuji–Trost allylation. These intricate circumstances posed a challenge in identifying a privileged catalytic system. On the other hand, precise control over the chemoselectivity of *N*-allylation and *C*-allylation, regioselectivity of linear and branched *C*-allylation, and enantioselectivity of the *C*-allylation product is imperative. Here, we present our endeavors in exploring the asymmetric three-component Tsuji–Trost allylation using chiral aldehyde/palladium combined catalysis.

Results and discussion

Our investigation commenced with assessing the reaction of iodobenzene **1a**, allyl acetate **2a**, and ethyl alaninate **3a**, facilitated by the application of a combined catalytic system derived from chiral aldehyde **CA-1**, palladium $[\text{Pd}(\text{C}_3\text{H}_5\text{Cl})_2]$, and the Lewis acid ZnCl_2 . The base 1,1,3,3-tetramethylguanidine (TMG) was included to aid the deprotonation process. As anticipated, the desired product **4a** was obtained in a 45% yield and 71% ee (Table 1, entry 1). Subsequently, the reaction conditions were systematically optimized. Firstly, various substituted chiral

Table 1 The optimization of reaction conditions^a

Entry	CA	L	Yield ^b (%)	ee ^c (%)
1	CA-1	L1	45	71
2	CA-2	L1	29	50
3	CA-3	L1	46	20
4	CA-4	L1	49	65
5	CA-5	L1	31	58
6	CA-6	L1	32	65
7	CA-7	L1	47	60
8	CA-8	L1	51	64
9	CA-9	L1	43	58
10	CA-1	L2	52	67
11	CA-1	L3	25	76
12	CA-1	L4	NR	ND
13	CA-1	L5	26	65
14	CA-1	L6	NR	ND
15 ^d	CA-1	L1	55	70
16 ^d	CA-1	L7	30	80
17 ^{d,e}	CA-1	L7	32	16
18 ^{d,f}	CA-1	L7	61	88
19 ^{d,f,g}	CA-1	L7	56	92
20 ^{f,g,h}	CA-1	L7	63	90
21 ^{f,g,h,i}	CA-1	L7	67	89
22 ^{f,g,h,i,j}	CA-1	L7	69	90
23 ^{f,g,h,i,j,k}	CA-1	L7	71	96
24 ^{g,h,i,j,k,l}	CA-1	L7	78	97
25 ^{g,h,i,l,m}	CA-1	L7	81	97

^a Reaction conditions: **1a** (0.2 mmol), **2** (0.3 mmol), **3** (0.3 mmol), **CA** (0.02 mmol), **L** (0.02 mmol), $[\text{Pd}(\text{C}_3\text{H}_5\text{Cl})_2]$ (0.01 mmol), ZnCl_2 (0.08 mmol), TMG (0.4 mmol), in PhCH_3 (0.5 mL) at 80 °C. ^b Isolated yield. ^c Determined by chiral HPLC. ^d ZnBr_2 instead of ZnCl_2 . ^e With *ent*-CA-1. ^f LiOTf as additive. ^g At 70 °C. ^h With 100 mol% ZnBr_2 . ⁱ With 220 mol% TMG. ^j With **2b**. ^k With **3b**. ^l With LiBF_4 as additive. ^m **1a** : **2b** : **3b** = 1.8 : 1 : 1.5. NR = no reaction, ND = not determined.

aldehydes were utilized as catalysts, with the outcomes demonstrating that **CA-1** was the best choice in term of the enantioselectivity (Table 1, entries 1–9). Replacing **L1** by other achiral ligands did not lead to an enhancement in the experimental findings (Table 1, entries 14). Lewis acid screening revealed that ZnBr_2 marginally improved the yield of **4a** (Table 1, entry 15). Thereafter, a variety of achiral and chiral ligands were re-examined, with results indicating that the chiral ligand **L7** was the most suitable, harmonizing well with the chiral aldehyde **CA-1** (Table 1, entry 16). To further refine the experimental outcomes, several additives were introduced to the reaction system. Of these, LiOTf exhibited a beneficial effect, yielding product **4a** in 61% yield and 88% ee (Table 1, entry 17). Modest enhancements in yield were achieved by reducing the

reaction temperature and increasing the equivalents of the Lewis acid ZnBr_2 and the base TMG (Table 1, entries 19–21). The leaving group (LG) of reactant **2** and the alkoxy group of amino acid ester **3** exerted a discernible influence on the experimental results. Notably, utilizing **2b** and **3b** as reactants, product **4b** was achieved in a 71% yield and 96% ee (Table 1, entry 23). Eventually, the additives were reassessed and the equivalents of **2b** were meticulously adjusted. With LiBF_4 as the additive and 1.8 equivalents of **2b**, the reaction yielded **4b** in 81% yield and 96% ee (Table 1, entry 25). Fueled by these exceptional outcomes, the optimal reaction conditions were established and employed for subsequent substrate scope investigations.

Following the establishment of the optimal reaction conditions, we proceeded to investigate the substrate scopes of this reaction. Firstly, an array of aryl iodides were employed as reactants, with the results indicating the substantial impact of steric effects of substituents on the aryl ring on both yield and enantioselectivity. Particularly, under the optimal reaction conditions, the reaction of *ortho*-methyl iodobenzene, **2b** and **3b** gave product **4c** in 31% yield and 92% ee. As for *ortho*-fluoro iodobenzene, while product **4d** was obtained in a 58% yield, the enantioselectivity (78% ee) markedly decreased. Conversely, other phenyl iodides bearing a single substituent at the corresponding *meta*- or *para*-position of the phenyl ring demonstrated successful reactivity with reactants **2b** and **3b**, yielding products **4e–4t** in commendable yields (59–75%) and exceptional enantioselectivities (91–96% ee). Similar encouraging outcomes were observed with phenyl iodides bearing two

substituents at their phenyl rings (Fig. 2, **4u–4aa**). Additionally, aryl iodides bearing aryls other than phenyl were examined, and both 2-iodonaphthalene and 5-iodo-1-tosyl-1*H*-indole effectively participated in this reaction, yielding products **4ab** and **4ac** in favorable yields and excellent enantioselectivities. Furthermore, alkenyl iodides also displayed noteworthy reactivity in this reaction. All four alkenyl iodides employed in this study exhibited smooth reactivity with **2b** and **3b**, yielding the desired products **4ad–4ag** in satisfactory yields and excellent enantioselectivities. However, aryl iodides bearing strong electron-withdrawing groups were not suitable reactants for this reaction (Fig. 2, **4ah–4al**).

Subsequently, we delved into the substrate scope of amino acid derivatives (Fig. 3). The results revealed that amino acid esters bearing alkyl groups proved to be favorable reaction partners for reactants **1** and **2a**, yielding products **5a–5d** in noteworthy yields and enantioselectivities. Furthermore, amino acid esters derived from phenylglycines, phenylalanines, and homophenylalanine were subjected to testing, all yielding comparable experimental results to those observed with alkyl-substituted ones (Fig. 3, **5e–5l**). Other amino acid esters bearing functional groups such as ether and ester also demonstrated commendable reactivity in this reaction, yielding the corresponding products **5m–5o** with favorable experimental outcomes. Although several substituted allyl alcohol esters were examined, they displayed limited reactivity in this reaction (Fig. 3, **5p–5q**). This observation can be attributed to the increased steric effects upon the introduction of a substituent to the molecular skeleton of **2b**.

Two potential reaction sequences, the Heck/allylation and the allylation/Heck cascades, were encompassed in this reaction. To discern the dominant one, several control experiments were conducted under the optimal reaction conditions (Fig. 4a). The experimental results from the reaction of **2b** and **3b** were

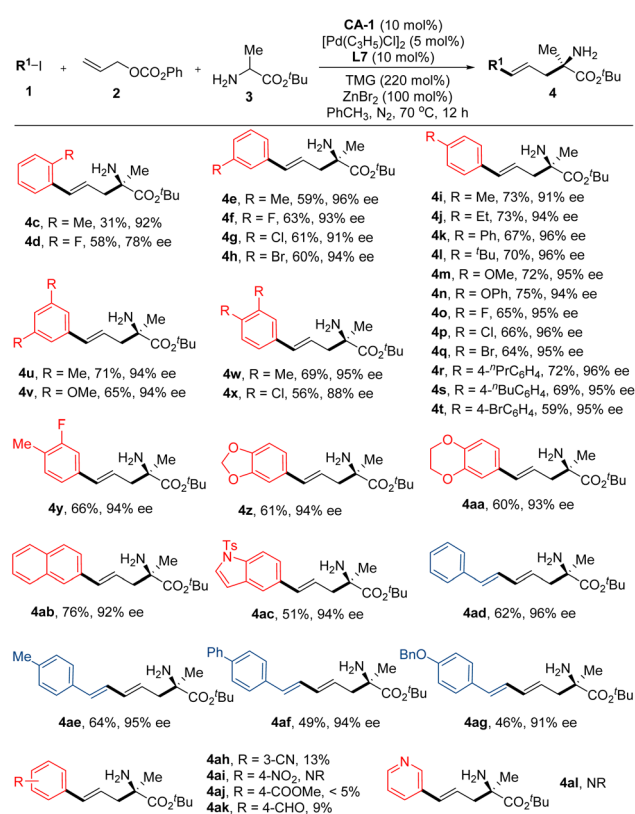


Fig. 2 Substrate scopes of the aryl- or alkenyl-substituted iodides.

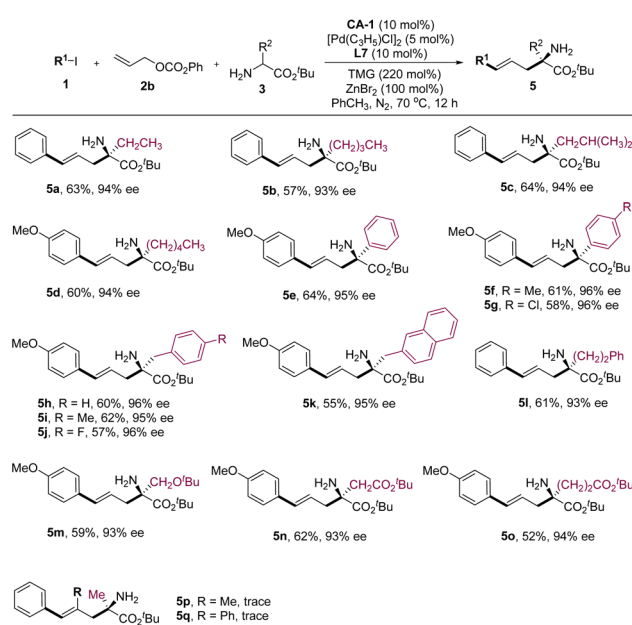


Fig. 3 Substrate scopes of the amino acid esters.

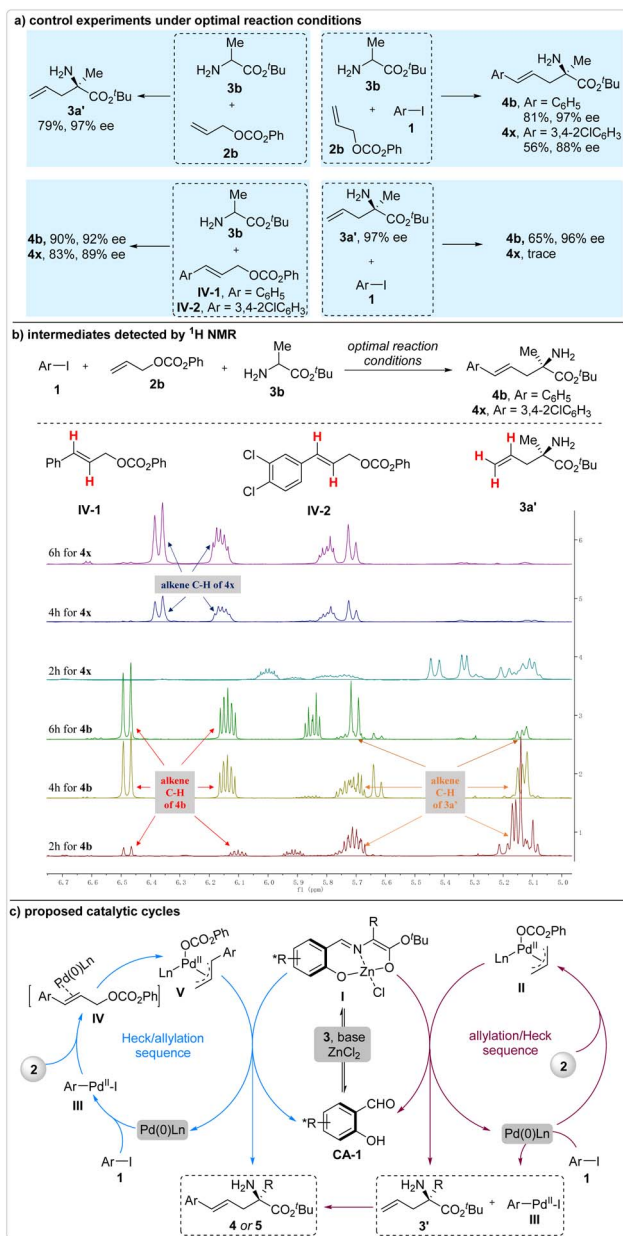


Fig. 4 Reaction mechanism investigation.

used for comparison, wherein the allylation intermediate **3a'** was produced in 79% yield and 97% ee. Assuming that this reaction proceeded *via* the formation of allylation intermediate **3a'**, a comparable enantioselectivity should have been achieved. For the model reaction, product **4b** was generated with 97% ee. However, only 88% ee was attained when 1,2-dichloro-4-iodobenzene **1b** was utilized as the reactant. These findings suggested that the iodobenzene reacted with **2b** and **3b** through the potential allylation/Heck cascade, while the 1,2-dichloro-4-iodobenzene **1b** followed a different reaction pathway.

Subsequently, two additional control experiments were conducted under the optimal reaction conditions. The reaction of **3b** and the potential Heck coupling intermediate **IV-1** produced product **4b** with a lower enantioselectivity of 92% ee,

as compared to that achieved in the corresponding three-component reaction (97% ee). This outcome indicated that the iodobenzene-involved three-component reaction may not proceed *via* the formation of Heck coupling intermediate **IV-1**. Conversely, the reaction of **3b** and **IV-2** yielded product **4x** with a comparable enantioselectivity (89% ee *vs.* 88% ee), suggesting that **IV-2** was the likely intermediate in the 1,2-dichloro-4-iodobenzene-involved three-component reaction. Furthermore, the reaction of allylation intermediate **3a'** and iodobenzene **1a** yielded product **4b** with a 96% ee, while the reaction of **3a'** and 1,2-dichloro-4-iodobenzene **1b** failed to proceed under the optimal reaction conditions. These results provided additional evidence that iodobenzene and 1,2-dichloro-4-iodobenzene participate in this reaction by forming different intermediates. The divergence in reaction pathways observed in the electron-deficient iodobenzene-involved reactions can be attributed to the heightened reaction rate of the associated Heck coupling.

In order to gain definitive evidence that elucidates the true reaction mechanism, we diligently monitored the entire reaction process using ¹H NMR (Fig. 4b). For the reaction involving iodobenzene **1a**, allyl alcohol ester **2b**, and amino acid ester **3b**, the allylation intermediate **3a'** was clearly observed after 2 hours. As the reaction progressed, the ratio of allylation intermediate gradually decreased, indicating that this iodobenzene-involved three-component reaction likely proceeded through the allylation/Heck coupling cascade. In contrast, the allylation intermediate **3a'** was not detected in the 1,2-dichloro-4-iodobenzene-involved three-component reaction, suggesting that the Heck/allylation cascade was the probable reaction pathway. However, neither of the Heck coupling intermediates **IV** could be detected. One of the most plausible reasons for this is that these intermediates existed as alkene–Pd complexes and promptly converted into the corresponding π -allyl palladium species upon completion of the Heck coupling reaction.

Based on these findings, a plausible reaction mechanism involving mixed reaction sequences has been proposed (Fig. 4c). In the case of the Heck/allylation cascade reaction, the aryl iodides **1** undergo oxidative addition to form intermediate **III**, which promptly transforms into the π -allyl palladium species **V**. Upon being attacked by the active enolate **I**, enantioselective generation of the corresponding product **4** or **5** occurs. On the other hand, in the allylation/Heck coupling cascade, nucleophilic attack occurs between the enolate **I** and the π -allyl palladium species **II**, yielding the allylation intermediate **3a'** enantioselectively. Subsequently, **3a'** reacts with **III** to produce the desired products **4** or **5**. Generally, the Heck/allylation process predominates in the three-component reactions involving electron-deficient aryl iodides, whereas the allylation/Heck cascade emerges as the dominant pathway when an electron-rich aryl iodide is employed as the reactant.

Conclusions

In summary, a highly efficient asymmetric three-component Tsuji–Trost allylation reaction is accomplished through the collaborative catalysis of chiral aldehyde/palladium. Various

substituted aryl and alkenyl iodides, along with amino acid esters, serve as excellent substrates in this reaction, yielding the corresponding non-proteinogenic α,α -disubstituted α -amino acid derivatives in favorable yields and exceptional enantioselectivities. Mechanistic investigations reveal that the electronic properties of the iodide reactants govern the reaction pathway, leading to either a Heck coupling/allylation sequence or an allylation/Heck coupling cascade.

Data availability

All data supporting the findings of this study are available within the article and its ESI file.†

Author contributions

H. Y. M. W. W. and G. Q. X. conceived this project. L. J. H. carried out the experiments. W. Z. L. and C. T. performed the HRMS analysis. G. Q. X. wrote the manuscript. All authors discussed the results.

Conflicts of interest

There are no conflicts to declare.

Acknowledgements

We are grateful for financial support from NSFC (22371233, 22071199), and the Innovation Research 2035 Pilot Plan of Southwest University (SWU-XDZD22011).

Notes and references

- (a) J. Tsuji, *Tetrahedron*, 2015, **71**, 6330–6348; (b) B. M. Trost, *Tetrahedron*, 2015, **71**, 5708–5733; (c) J. D. Weaver, A. Recio III, A. J. Grenning and J. A. Tunge, *Chem. Rev.*, 2011, **111**, 1846–1913; (d) B. M. Trost, M. R. Machacek and A. P. Aponick, *Acc. Chem. Res.*, 2006, **39**, 747–760; (e) B. M. Trost and D. L. VanVranken, *Chem. Rev.*, 1996, **96**, 395–422; (f) F. Tian, J. Zhang, W. Yang and W. Deng, *Chinese J. Org. Chem.*, 2020, **40**, 3262–3278; (g) X. Ma, J. Yu, Z. Wang, Y. Zhang and Q. Zhou, *Chinese J. Org. Chem.*, 2020, **40**, 2669–2677.
- (a) J. Tsuji, H. Takahashi and M. Morikawa, *Tetrahedron Lett.*, 1965, **49**, 4387–4388; (b) B. M. Trost and T. J. Fullerton, *J. Am. Chem. Soc.*, 1973, **95**, 292–294.
- (a) B. M. Trost, *Org. Process Res. Dev.*, 2012, **16**, 185–194; (b) B. Sundararaju, M. Achard and C. Bruneau, *Chem. Soc. Rev.*, 2012, **41**, 4467–4483; (c) S. Noreen, F. Z. Ameer, A. Sajjad, S. Irum, I. Ali and F. Sadia, *Curr. Org. Chem.*, 2019, **23**, 1168–1213; (d) G. Wu, J.-R. Wu, Y. Huang and Y.-W. Yang, *Chem.-Asian J.*, 2021, **16**, 1864–1877.
- (a) L. Mohammadkhani and M. M. Heravi, *Chem. Rec.*, 2021, **21**, 29–68; (b) Y. Liu, J. Oble, A. Pradal and G. Poli, *Eur. J. Inorg. Chem.*, 2020, 942–961; (c) B. M. Trost and M. L. Crawley, *Chem. Rev.*, 2003, **103**, 2921–2944.
- (a) B. M. Trost, R. Madsen and S. D. Guile, *J. Am. Chem. Soc.*, 2000, **122**, 5947–5956; (b) B. M. Trost and C. A. Kalnals, *Chem.-Eur. J.*, 2020, **26**, 1906–1921.
- S. K. Nanda, *Chem. Commun.*, 2023, **59**, 11298–11319.
- (a) B. M. Trost and C. B. Lee, *J. Am. Chem. Soc.*, 2001, **123**, 3671–3686; (b) B. M. Trost and C. B. Lee, *J. Am. Chem. Soc.*, 2001, **123**, 3687–3696; (c) B. M. Trost, J. T. Masters and A. C. Burns, *Angew. Chem., Int. Ed.*, 2013, **52**, 2260–2264; (d) X.-H. Huo, L. Zhao, Y.-C. Luo, Y. Wu, Y.-W. Sun, G. L. Li, G. Tatiana, J.-C. Zhang, Y. Ye and W.-B. Zhang, *CCS Chem.*, 2022, **4**, 1720–1731; (e) G.-L. Li, L. Zhao, Y.-C. Luo, Y.-B. Peng, K. Xu, X.-H. Huo and W.-B. Zhang, *Chem.-Eur. J.*, 2022, **28**, e2022002.
- (a) M. Syamala, *Org. Prep. Proced. Int.*, 2009, **41**, 1–68; (b) M. Syamala, *Org. Prep. Proced. Int.*, 2005, **37**, 103–171.
- (a) D. Zhu, Z. Liao, Y. R. Chi, T. P. Goncalves, K. W. Huaang and J. S. Zhou, *Angew. Chem., Int. Ed.*, 2020, **59**, 5341–5345; (b) Z. H. Kang, W. Chang, X. Tian, X. Fu, W. Zhao, X. Xu, Y. Liang and W. Hu, *J. Am. Chem. Soc.*, 2021, **143**, 20818–20827.
- N. Kvasovs, J. Fang, F. Kliuev and V. Gevorgyan, *J. Am. Chem. Soc.*, 2023, **145**, 18497–18505.
- (a) M. Kamlar, M. Urban and J. Veselý, *Chem. Rec.*, 2023, **23**, e202200284; (b) D.-F. Chen and L.-Z. Gong, *J. Am. Chem. Soc.*, 2022, **144**, 2415–2437; (c) D.-F. Chen, Z.-Y. Han, X.-L. Zhou and L.-Z. Gong, *Acc. Chem. Res.*, 2014, **47**, 2365–2377; (d) Z. Shao and H. Zhang, *Chem. Soc. Rev.*, 2009, **38**, 2745–2755; (e) G. Chen, Y. Deng, L. Gong, A. Mi, X. Cui, Y. Jiang, M. C. K. Choi and A. S. C. Chan, *Tetrahedron: Asymmetry*, 2001, **12**, 1567–1571; (f) M. Nakoji, T. Kanayama, T. Okino and Y. Takemoto, *Org. Lett.*, 2001, **3**, 3329–3331; (g) M. Á. Fernández-Ibañez, B. Maciá, D. A. Alonso and I. M. Pastor, *Molecules*, 2013, **18**, 10108–10121; (h) C. Zhong and X. Shi, *Eur. J. Org. Chem.*, 2010, **2010**, 2999–3025; (i) Z. Du and Z. Shao, *Chem. Soc. Rev.*, 2013, **42**, 1337–1378.
- (a) L. Chen, M.-J. Luo, F. Zhu, W. Wen and Q.-X. Guo, *J. Am. Chem. Soc.*, 2019, **141**, 5159–5164; (b) F. Zhu, Q.-W. Shen, W.-Z. Wang, Z.-L. Wu, T. Cai, W. Wen and Q.-X. Guo, *Org. Lett.*, 2021, **23**, 1463–1467; (c) J.-H. Liu, W. Wen, J. Liao, Q.-W. Shen, Y. Lin, Z.-L. Wu, T. Cai and Q.-X. Guo, *Nat. Commun.*, 2022, **13**, 2509; (d) J.-H. Liu, Q. Zhou, Y. Lin, Z.-L. Wu, T. Cai, W. Wen, Y.-M. Huang and Q.-X. Guo, *ACS Catal.*, 2023, **13**, 6013–6022; (e) Q. Zhou, Z.-W. Yin, Z.-L. Wu, T. Cai, W. Wen, Y.-M. Huang and Q.-X. Guo, *Org. Lett.*, 2023, **25**, 5790–5794; (f) Q.-W. Shen, W. Wen and Q.-X. Guo, *Org. Lett.*, 2023, **25**, 3163–3167; (g) H. Zhang, W. Wen, Z.-X. Lu, Z.-L. Wu, T. Cai and Q.-X. Guo, *Org. Lett.*, 2024, **26**, 153–159.
- (a) Q. Wang, Q. Gu and S. L. You, *Angew. Chem., Int. Ed.*, 2019, **58**, 6818–6825; (b) J. F. Chen, Y. E. Liu, X. Gong, L. M. Shi and B. G. Zhao, *Chin. J. Chem.*, 2019, **37**, 103–112; (c) W. Wen and Q.-X. Guo, *Synthesis*, 2023, **55**, 719–732; (d) W. Wen and Q.-X. Guo, *Acc. Chem. Res.*, 2024, **57**, 776–794; (e) X. Xiao and B. G. Zhao, *Acc. Chem. Res.*, 2023, **56**, 1097–1117.