

Cite this: *Chem. Sci.*, 2017, 8, 5845

Cross-dehydrogenative coupling and oxidative-amination reactions of ethers and alcohols with aromatics and heteroaromatics

Mahesh K. Lakshman *^{ab} and Prasanna K. Vuram^a

Cross-dehydrogenative coupling (CDC) is a process in which, typically, a C–C bond is formed at the expense of two C–H bonds, either catalyzed by metals or other organic compounds, or *via* uncatalyzed processes. In this perspective, we present various modes of C–H bond-activation at sp^3 centers adjacent to ether oxygen atoms, followed by C–C bond formation with aromatic systems as well as with heteroaromatic systems. C–N bond-formation with NH-containing heteroaromatics, leading to hemiaminal ethers, is also an event that can occur analogously to C–C bond formation, but at the expense of C–H and N–H bonds. A large variety of hemiaminal ether-forming reactions have recently appeared in the literature and this perspective also includes this complementary chemistry. In addition, the participation of C–H bonds in alcohols in such processes is also described. Facile access to a wide range of compounds can be attained through these processes, rendering such reactions useful for synthetic applications *via* C_{sp^3} bond activations.

Received 7th March 2017

Accepted 22nd May 2017

DOI: 10.1039/c7sc01045a

rsc.li/chemical-science

A. Introduction

Reactions that lead to the formation of a C–C bond at the expense of two C–H bonds are now collectively categorized under the title cross-dehydrogenative coupling, abbreviated as CDC. Formally, an equivalent of H_2 is lost in the transformation although in practice this typically does not occur, and an oxidant is generally employed for these reactions. Such CDC reactions have seen substantial growth and have now been used for sp^3 – sp^3 , sp^3 – sp^2 , sp^3 – sp , sp^2 – sp^2 , sp^2 – sp (Sonogashira type) and sp – sp (Glaser) bond formation. Importantly, for CDC reactions, there is no need for prefunctionalization of compounds before C–C or C–N bond formation can be performed. Numerous outstanding reviews have been published on such reactions and several have appeared since just 2010.^{1–16} In addition, several metal-centric reviews describing reactions effectuated by Fe,^{17,18} Pd,^{19,20} Cu,²¹ Rh,²² and Ru²³ have also appeared in the literature. A general representation of a CDC reaction and the related oxidative amination is shown in Fig. 1.

Comparable to CDC reactions of aromatic compounds, an equivalent can be anticipated when heteroaryls are used. To complement prior reviews, herein, we focus specifically on the activation of C_{sp^3} –H bonds at α -positions to ether or alcohol oxygen atoms, and CDC-type reactions with aromatic and heteroaromatic systems. While with aromatic compounds the

products result from α -arylation to the ether oxygen atom, reactions with heterocyclic systems can result in either C–C or C–N bond formation, depending on the heterocycle presented, conditions and/or catalysts used. Scheme 1 shows a schematic representation as well as metals/reagents used for the conversions that will be described herein. As far as possible, comparisons of the various approaches and mechanistic inquiries will be discussed. However, related CDC reactions at α -positions to nitrogen atoms, and CDC reactions of ethers with ketones, active methylene compounds, alkenes, alkynes and alkanes, as well as carbene insertion chemistry are not discussed herein, but they are all powerful reactions. Notably, the content presented does not overlap with, but is complementary to prior reviews on C_{sp^3} –H bond activation of ethers, and is a collection of reactions that the authors consider to be promising for synthetic applications and development.

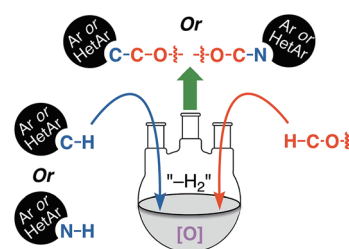
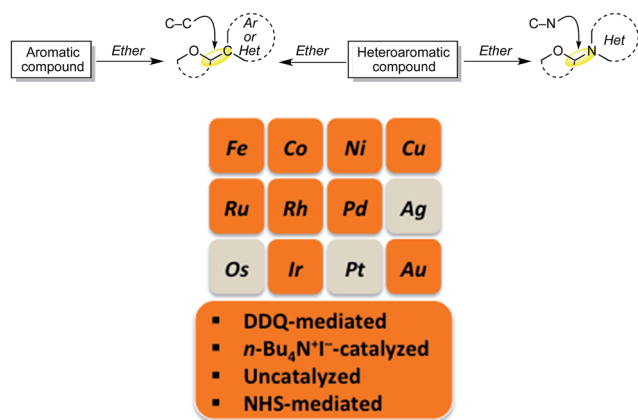


Fig. 1 Pictorial representation of CDC and oxidative-amination reactions.

^aDepartment of Chemistry, The City College of New York, 160 Convent Avenue, New York 10031, USA. E-mail: mlakshman@ccny.cuny.edu

^bThe Ph.D. Program in Chemistry, The Graduate Center of The City University of New York, New York 10016, USA





Scheme 1 CDC reactions of aromatic and heteroaromatic compounds with ethers (Ar = aryl, Het = heteroaryl). Metals and reagents used for these reactions are shown in the orange color.

B. Reactions of ethers with aromatic compounds

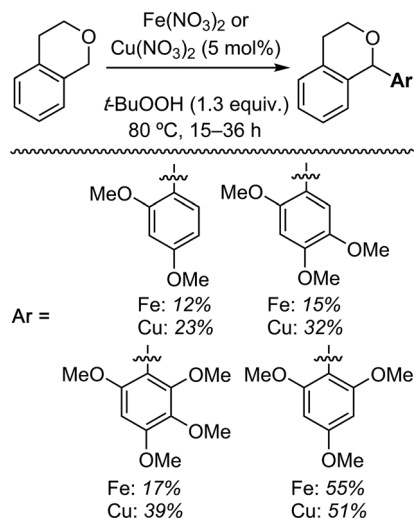
Reactions in this category that are described in the following sections involve the use of: catalytic salts of Fe and Cu in the absence or presence of DDQ, catalytic Pd(OAc)₂/Cu(OTf)₂/*t*-BuOOH, Ni catalysis, DDQ and Grignard reagents with or without PhI(OTFA)₂ (PIFA), catalytic organocatalyst AZADOL and Grignard reagents, photochemical reactions with Ir and Pd-TiO₂ catalysts. In each case an aryl ring is introduced α to the ether oxygen and, in one subgroup, a styrene unit.

B.1. Using metal catalysts

B.1.a. Fe catalysis. On the basis of earlier investigations of CuBr/*t*-BuOOH mediated C–H bond activation of *N*-aryl tetrahydroisoquinolines,²⁴ Ghobrial *et al.* investigated the use of earth-abundant iron-based catalysts for reactions of both *N*-protected tetrahydroisoquinolines and isochroman.²⁵ Ensuring 99.999% Fe (to avoid reactions due to other trace metals such as Cu), reactions of isochroman with four electron-rich aromatic compounds proceeded in 12–55% yields, with 1,3,5-trimethoxybenzene giving the highest product yield (Scheme 2).

B.1.b. Cu catalysis. In a follow up study,²⁶ Cu(NO₃)₂ in combination with *t*-BuOOH was also investigated. Here, yield improvements were observed in every case and the data are also summarized in Scheme 2 for comparison with the results from the Fe-catalyzed reactions. In neither case was anisole adequately reactive.

B.1.c. Cu catalysis in the presence of DDQ. Spurred on by the failure of anisole to react with isochroman, described above, Park *et al.* evaluated the use of DDQ and a variety of salts of Fe, Pd, Zn, Ni, and Cu for promoting this recalcitrant reaction.²⁷ Also, the rationale for this approach stemmed from the use of metal salts for CDC reactions involving arene nucleophiles, α to a nitrogen atom.²⁸ In neat methoxyarene (6 equiv.), with 1.1 equiv. of DDQ and 10 mol% CuCl₂, at 100 °C, isochroman

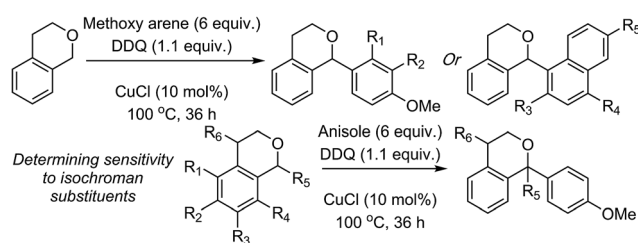


Scheme 2 Reactions of isochroman with electron-rich aromatic systems.

underwent reaction with a variety of methoxyarenes (Scheme 3). While anisole, and 3- and 2-methylanisole were well tolerated (R₁ = Me and R₂ = Me), 2-bromoanisole (R₁ = H, R₂ = Br) gave a very low (6%) yield. Dimethylresorcinol (R₁ = OMe, R₂ = H) did not yield product, 1- and 2-methoxynaphthalene also reacted, and a remote bromine atom did not diminish reactivity (R₃ = OMe, R₄ = H, R₅ = Br).

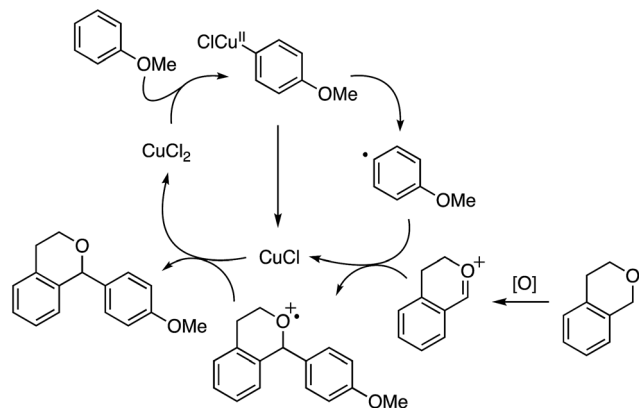
The reaction was sensitive to substitution on the isochroman ring (Scheme 3). Isochromans with R₁ and R₆ as methyl groups reacted uneventfully. From a 1 : 3 mixture of 6- and 8-methylisochromans (R₂ and R₄ = Me), only the 8-methyl isomer yielded product. A methoxy substituent at the 6-position (R₂ = OMe) prevented reactivity. On the other hand, 6-fluoroisochroman (R₂ = F) reacted reasonably well. Placing a bromine atom at the 5-position (R₁ = Br) diminished the product yield. Among substitutions at the 1- and 4-positions, good reactivity was observed with 4-methylisochroman (R₆ = Me) whereas the 1-methyl isomer did not give product (R₅ = Me).

A proposed mechanism involves the cupration of anisole, followed by the formation of a radical, which reacts with an oxocarbenium ion formed through the oxidation of isochroman (Scheme 4). The formed Cu^I species is then reoxidized by the radical cation intermediate to Cu^{II}.



Scheme 3 Reactions of isochroman with various methoxy arenes and those of various isochromans with anisole.





Scheme 4 A proposed mechanistic pathway for the arylation of isochroman by Cu^{II} .

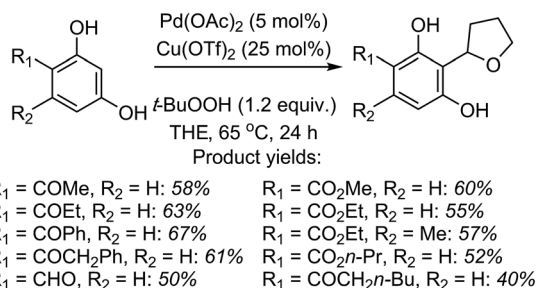
B.1.d. $\text{Pd}(\text{OAc})_2/\text{Cu}(\text{OTf})_2/t\text{-BuOOH}$. CDC reactions of resorcinol derivatives have been assessed with initial evaluations using 2,4-dihydroxyacetophenone.²⁹ With this substrate and THF, the use of only $\text{Pd}(\text{OAc})_2/t\text{-BuOOH}$ led to no product. There was a clear need for a Cu co-catalyst and among CuO , PPh_3CuCl , $\text{Cu}(\text{acac})_2$, CuI , CuCl_2 , and $\text{Cu}(\text{OTf})_2$, the first three were ineffective. From the remaining, $\text{Cu}(\text{OTf})_2$ proved to be optimal. Substitution of $t\text{-BuOOH}$ with H_2O_2 gave no product whereas $(\text{PhCOO})_2$ gave a lower yield.

The reaction was then expanded to include other keto groups and esters at the R_1 site (Scheme 5). All ketones reacted comparably but the aldehyde gave a lower yield. In general, yields from the ester derivatives were comparable amongst themselves and to that from the aldehyde, and the n -butyl ester gave the lowest yield.

Application to 1- and 2-naphthols also proceeded in good yields, whereas reactions of a 4-chromenone and two xanthenes were modest, and reaction times ranged from 6 to 24 h (Fig. 2). It appears that a mesomeric OMe donor group lowered the yield.

Reactions of 1,4-dihydroxynaphthalenes were then evaluated with a view to accomplishing CDC as well as oxidation of the dihydroxynaphthalene to a 1,4-naphthoquinone (Scheme 6). Reaction with THF proceeded well but those of 1,3-dioxolane, 1,4-dioxane and dihydropyran were more modest. Notably, the product from 1,3-dioxolane had the naphthoquinone moiety appended at the C4 position, not flanked by the two oxygen atoms. Use of 5-hydroxy-1,4-naphthoquinone ($\text{R} = \text{OH}$) resulted in a 1 : 1 mixture of two regioisomers ($\text{R}_1 = \text{OH}$, $\text{R}_2 = \text{H}$ and $\text{R}_1 = \text{H}$, $\text{R}_2 = \text{OH}$), also in a modest yield. Finally, CDC reactions with alcohols were evaluated and these are complementary to the reactions of ethers. The use of MeOH and EtOH proceeded uneventfully at 65 °C (60% yields of products, Fig. 3). However, under reflux, the reaction with EtOH gave 53% yield of a product that would otherwise arise from CDC with Et_2O .

Reactions with $n\text{-PrOH}$ and $n\text{-BuOH}$ also proceeded as anticipated (51% and 32% yields, respectively, Fig. 3). However, reaction with *sec*-BuOH gave a naphthoquinone ether derivative in 40% yield, and reaction with *i*PrOH did not proceed. Thus, it



Scheme 5 CDC reactions of resorcinol derivatives with THF.

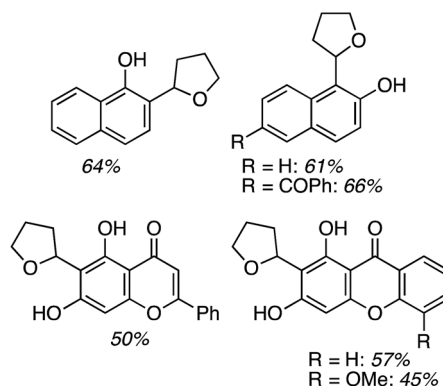
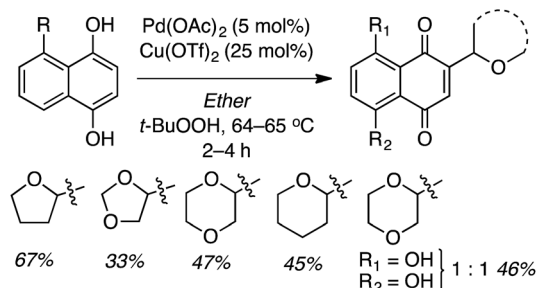


Fig. 2 CDC reactions of naphthols, a 4-chromenone and two xanthenes with THF.



Scheme 6 CDC and oxidation leading to 1,4-naphthoquinones.

appears that 1° alcohols will react, some modestly, but increasing steric bulk at the β -position to the oxygen atom results in an ether, and alkyl substitution at the α -carbon prevents the reaction.

Mechanistically, in this reaction Cu^{II} is proposed to be responsible for the formation of $t\text{-BuO}^\bullet$, which then causes the removal of a hydrogen atom from THF (not shown in Scheme 7), leading to an oxocarbenium ion. The phenol forms a Pd^{II} complex that reacts with the oxocarbenium ion from THF (Scheme 7).

Although an explanation for the need to have an electron-withdrawing group on the resorcinol is not mentioned, one must assume that increased acidity of the phenolic hydroxyl groups will favor the formation of the Pd -phenolates. In Scheme 7, both phenolic hydroxyl groups are influenced by the R group



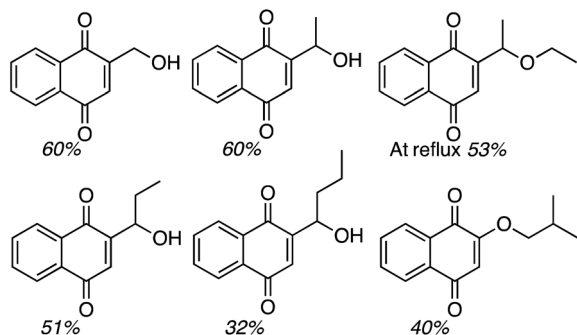
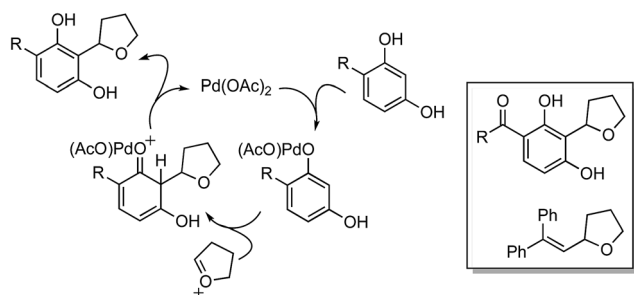


Fig. 3 Reactions of alcohols with 1,4-dihydroxynaphthalene.



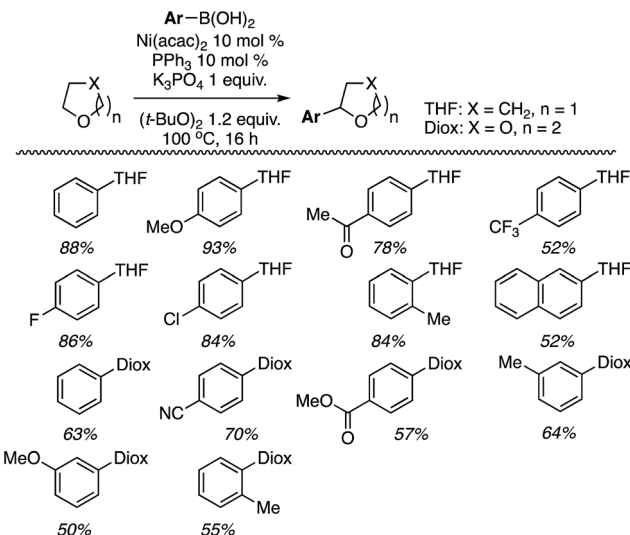
Scheme 7 The Pd-mediated portion of the reaction of resorcinol with THF.

and either can form the Pd-phenolate. However, if carbonyl group involvement is necessary in stabilizing the Pd-phenolate, then the species shown in Scheme 7 would be reasonable.

Radical trap experiments indicated that these reactions could be radical processes. With TEMPO no product was formed, whereas with 1,1-diphenylethylene (DPE) product suppression was observed. The product shown in the box in Scheme 7 was formed in 43% yield and the THF-DPE adduct (also in the box) was formed in 35% yield.

B.1.e. Ni catalysis. In 2013, reactions of aryl boronic acids and ethers, mediated by $(t\text{-BuO})_2$ and catalyzed by Ni, Cu or Co acetylacetonates in combination with PPh_3 , were investigated for the synthesis of 2-aryl ethers.³⁰ Because base was needed for observable product formation, K_3PO_4 , $\text{K}_3\text{PO}_4 \cdot 3\text{H}_2\text{O}$, NaOAc, $t\text{-BuOK}$, and K_2CO_3 were tested. The optimal conditions that were arrived at involved $\text{Ni}(\text{acac})_2$, PPh_3 , K_3PO_4 and $(t\text{-BuO})_2$ at 100°C (a lowered product yield was observed at 80°C , in optimization reactions involving $\text{PhB}(\text{OH})_2$ and THF). Importantly, during the initial optimization, treatment of $\text{PhB}(\text{OH})_2$ with 2 M NaOH followed by precipitation using 2 M HCl, resulted in a marginal yield improvement (by 13%). Using the optimized conditions, THF and THP were reacted with various aryl boronic acids and the products obtained are summarized in Scheme 8.

Reactions of benzo[*d*]-1,3-dioxole, *N,N*-dimethylaniline, DMA and *N*-methylpyrrole with $\text{PhB}(\text{OH})_2$ were also investigated. Successful reactions were observed with all four and the products are shown in Fig. 4.



Scheme 8 Reactions of aryl boronic acids with THF and THP, catalyzed by $\text{Ni}(\text{acac})_2$.

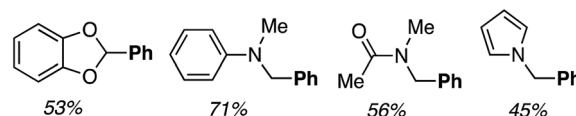


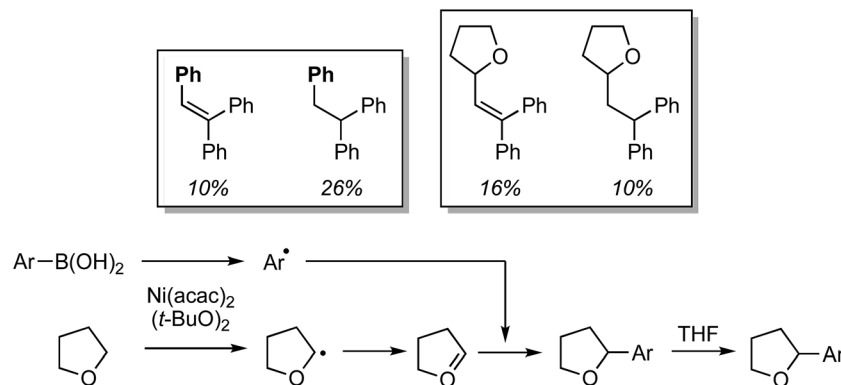
Fig. 4 Products of the reactions of benzo[*d*]-1,3-dioxole, *N,N*-dimethylaniline, DMA and *N*-methylpyrrole with $\text{PhB}(\text{OH})_2$.

Possible operative mechanisms proposed include hydrogen atom abstraction from THF by $t\text{-BuO}^\bullet$, formed from the peroxide, leading to a THF radical. The THF radical can then form an oxocarbenium ion that reacts with the aryl boronic acid, leading to the product. Alternatively, with the Ni salt and peroxide, an aryl radical can be envisaged. Addition of the aryl radical to the oxocarbenium ion formed from THF will lead to a radical cation, which can then collapse to the product. A radical trapping experiment with 1.5 equiv. of TEMPO completely suppressed product formation. With 1,1-DPE as a radical trap, four products (shown in the boxes in Scheme 9) were obtained. Formation of 1,1,2-triphenylethene and 1,1,2-triphenylethane indicates that aryl radicals are likely involved, and the THF containing ethene and ethane products indicate that the THF radical is likely formed. Thus, the formation of aryl radicals in this reaction seems feasible and these can then react with an oxocarbenium ion produced from THF, leading to the product (Scheme 9).

B.2. Metal-free reactions with organic oxidants

B.2.a. Stoichiometric DDQ. Oxidation of ethers with DDQ and DDQ in combination with hypervalent iodine reagents, followed by reactions with Grignard reagents has been studied.^{31,32} In the earliest effort,³¹ both tetrahydroisoquinolines and ethers were subjected to reactions with DDQ (1.1–1.3 equiv.) in PhCl at 80°C , followed by reaction with ArMgBr (2 equiv.) at 0°C . The Grignard reagents used were phenyl, *o*-



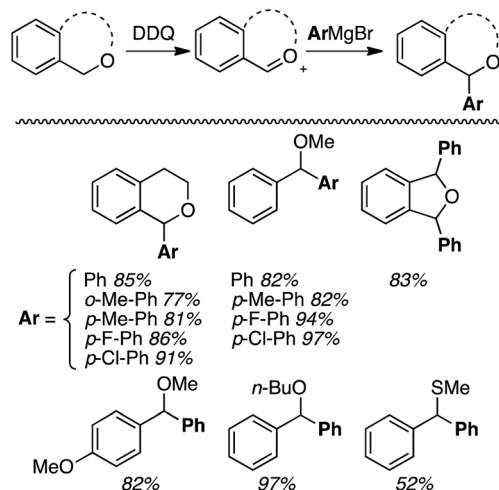


Scheme 9 Four products obtained in radical trapping experiments with 1,1-DPE and a plausible mechanism.

and *p*-tolylmagnesium bromides, and *p*-Cl- and *p*-F-phenylmagnesium bromides. The products obtained from the ethers and the one thioether tested are shown in Scheme 10.

Generally, good yields were obtained (77–97%) with some minor variations in conditions needed in individual cases. The yields seem independent of the nature of the alkyl ether unit and the Grignard reagent, but the thioether gave a lower (52%) yield. With 2,5-dihydroisobenzofuran a mixture of *cis/trans* diaryl products was obtained. The mechanism of the reaction is proposed to proceed *via* a single electron oxidation of the ether with DDQ, and subsequent formation of an oxocarbenium ion.

B.2.b. Catalytic DDQ and stoichiometric Phi(OTFA)₂ (PIFA). In a subsequent communication,³² the use of hypervalent iodine reagents, as well as other oxidants, in combination with aryl Grignards and organozincs was investigated. Reactions proceeded with stoichiometric PIFA and 20 mol% of DDQ, in 1,2-dichloroethane (DCE) at 80 °C. PIFA alone was inefficient whereas the absence of DDQ practically gave no conversion. Aryl magnesium iodides in Et₂O were optimal for the arylation step, in yields ranging from 25% to 99% (Fig. 5).



Scheme 10 Oxidation of ethers by DDQ followed by reactions with aryl Grignard reagents.

Yields of the arylated (phenyl, *o*- and *p*-tolyl, and *p*-Cl- and *p*-F-phenyl) isochromans obtained here and those obtained with DDQ were comparable. However yields of the diarylmethyl ethers (R = H and R = OMe) were lower in this protocol than with DDQ.³¹

Notably, in this work,³² alkyl-, allyl- and vinylmagnesium iodides, *p*-toluenesulfonamides and sodium azide could be used as nucleophiles. The products shown in Fig. 6 were obtained in 73–90% yields. From a mechanistic standpoint, the reaction parallels that shown in Scheme 10, except that PIFA presumably reoxidizes the reduced DDQ-H.

B.2.c. Catalytic AZADOL and stoichiometric Phi(OTFA)₂ (PIFA). More recently, several of the previously studied ethers, as well as some additional ones, were subjected to reactions with Grignard reagents (magnesium bromides and iodides) where AZADOL and PIFA were used as oxidants.³³ Several other N–O reagents, *N*-hydroxysuccinimide, *N*-hydroxymaleimide, *N*-hydroxypiperidine and TEMPO, were evaluated, but were less

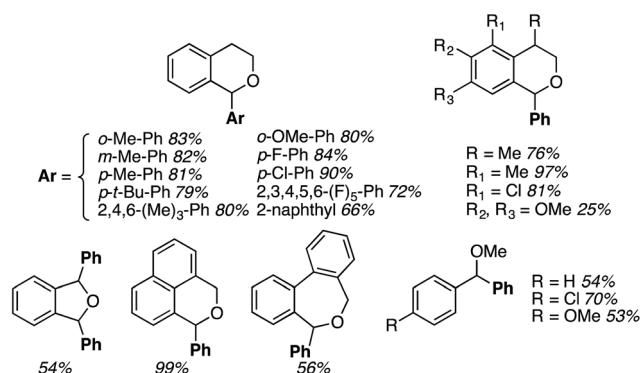


Fig. 5 Products obtained via the use of PIFA and DDQ.

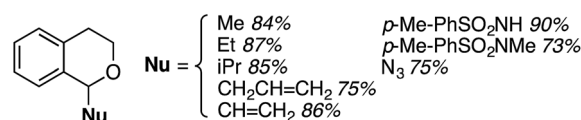


Fig. 6 Alkyl-, allyl-, vinyl- and nitrogen-substituted isochromans.



effective. Among these, TEMPO and *N*-hydroxysuccinimide gave modest and good yields, respectively, in reactions of PhMgI with isochroman. With aryl Grignard reagents, most substrates generally gave comparable product yields to prior results. As with the DDQ/PIFA reactions,³² yields of the diarylmethyl ethers were lower than those obtained in the stoichiometric DDQ reactions.³¹ However, some additional products were prepared, most notably with 2-thienylmagnesium bromide. Reaction of this Grignard reagent with isochroman proceeded well, but that with benzyl methyl ether gave a low yield.

Reactions of isochroman with MeMgI and EtMgI, as well as with *i*PrMgBr and cyclopentyl-MgBr, proceeded in high yields, just as with DDQ/PIFA.³² This reaction allowed the introduction of other substituents, also in parallel to DDQ/PIFA reactions, and with comparable yields. Notably, products can also be formed with heterocycles, diethyl malonate and thiophenols (Fig. 7).

In investigating the reaction mechanism, the use of hydroquinone monomethyl ether led to suppression of the reaction, indicating the presence of radical intermediates. Importantly, the authors present a reaction of benzyl alcohol within this set, in good yield. However, this is unlikely to be a CDC reaction, but rather oxidation of the alcohol to the aldehyde followed by addition of the Grignard reagent. These processes can be understood in the context of the plausible reaction mechanism shown in Scheme 11. Because an oxoammonium intermediate

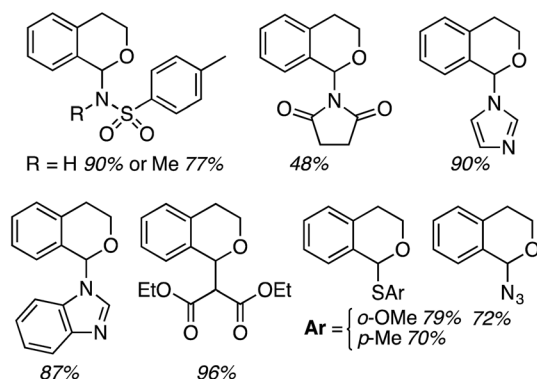
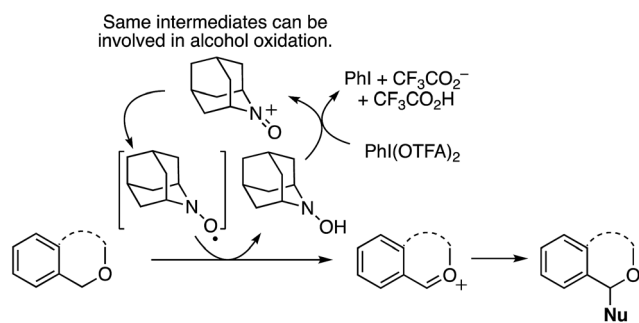


Fig. 7 Other products that can be produced with AZADOL/PIFA.



Scheme 11 A plausible reaction mechanism leading to an oxocarbenium ion for reaction with nucleophiles.

is likely formed from AZADOL in these reactions, such an intermediate can be expected to oxidize alcohols to carbonyl compounds.³⁴

B.3. Photochemical reactions

B.3.a. Ir catalysis. A photochemical reaction, mediated by an Ir catalyst, has been developed for the arylation of benzylic ethers.³⁵ Photoirradiation of tris(2-phenylpyridinato-*C*₂,*N*)iridium^{III}, [Ir^{III}(ppy)₃], with a 26 W fluorescent household light bulb (26 W FL) produces a strongly reducing excited state [Ir^{III}(ppy)₃]* species. This species can cause electron-transfer to a strongly-electron-depleted aromatic system such as *p*-dicyanobenzene, leading to a radical anion (Scheme 12).

The ensuing Ir^{IV}(ppy)₃ species then undergoes reduction with a thiol catalyst, completing the metallic redox cycle. The thiyl radical then causes benzylic hydrogen atom abstraction from the ether. Radical-radical coupling and the expulsion of CN⁻ (with overall loss of HCN) leads to diarylmethanes with one ring containing a cyano group. Both an added base (KH₂PO₄ and occasionally Na₂CO₃), plausibly for thiol deprotonation prior to its oxidation by Ir^{IV}, and an aldehyde were found to be necessary, using DMA as the solvent. The aldehyde is presumed to sequester the CN⁻ anion produced in the electron-transfer step.

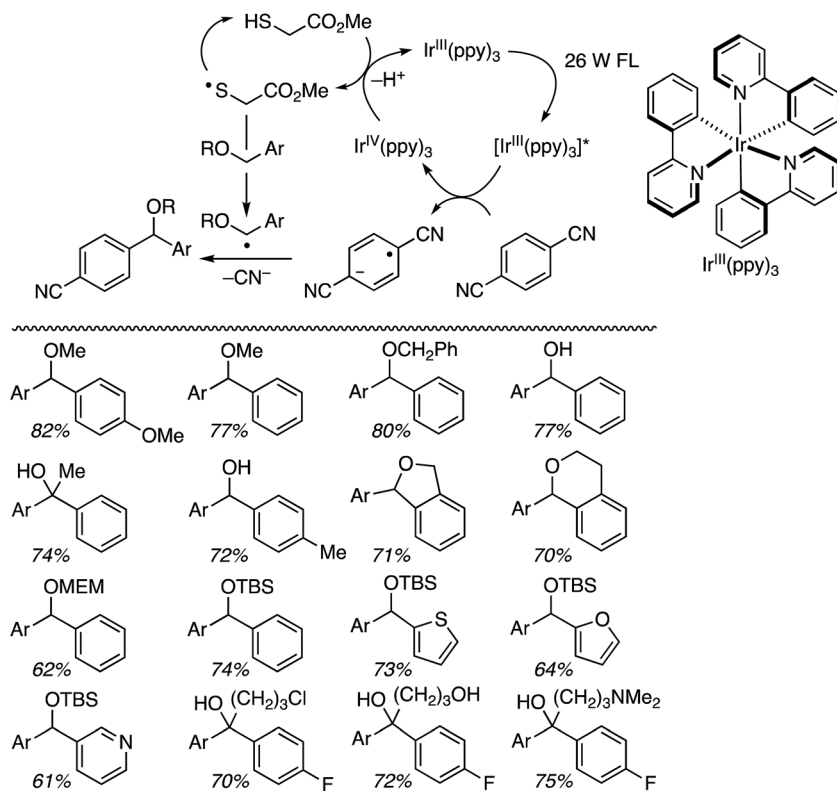
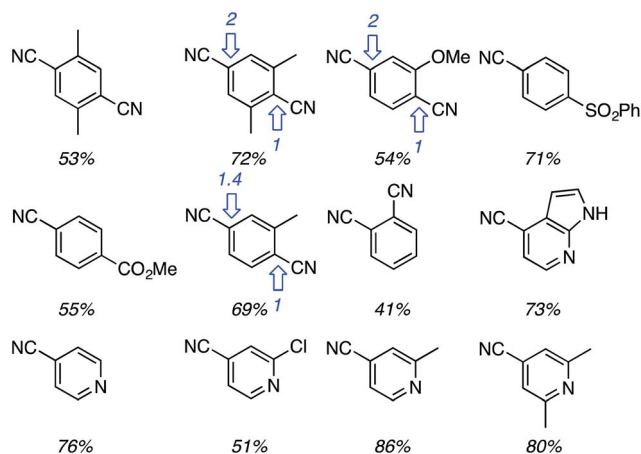
Several products were prepared in generally good (62–82%) yields. The reactions were tolerant of silyl and MEM ethers, as well as a free hydroxyl group. Heteroaryls and other substituents such as Cl and NMe₂ were not deterrents. These data and the plausible mechanism are shown in Scheme 12.

Using the TBDMS ether of benzyl alcohol, several other aryl dinitriles and activated aryl nitriles were investigated (Fig. 8). The yields were in the 41–86% range and, notably, a sulfone was stable towards the radical-anionic intermediates formed. With unsymmetrical aryl dinitriles, as anticipated, regioisomeric products were observed. The ratio of regioisomeric products is also indicated in Fig. 8 with blue arrows.

In a single example, 2,5-dihydrofuran was subjected to the previously mentioned reaction conditions with *p*-dicyanobenzene. A single arylated dihydrofuran regioisomer was formed in an excellent 82% yield (Scheme 13).

B.3.b. 0.2 wt% Pd on TiO₂ catalyst. Photodeposition using a ceramic xenon lamp (PE300 BUV) was used to load various metals onto TiO₂.³⁶ Metal salts used for this purpose were PdCl₂, H₂PtCl₆·6H₂O, RhCl₃·3H₂O and HAuCl₄·4H₂O. The resulting particles were assessed using XAFS. In initial tests of reactions between Et₂O and benzene, TiO₂ loaded with Pd, Pt or Rh was found to be active for C–H bond activation under photochemical irradiation (λ ≥ 350 nm, intensity 40 mW cm⁻² measured at 365 ± 20 nm), but the Au-loaded material was inactive. In addition, selectivity for reaction at the 2° carbon atom over that at the 1° carbon atom of Et₂O was also evaluated. Among the active catalysts, 0.2 wt% Pd on TiO₂ was optimal with the best product recovery and selectivity, although the yields were generally quite low. Selectivity was defined as (amount of desired product) ÷ (total amount of benzene-containing products) × 100 (Table 1).



Scheme 12 Ir^{III}(ppy)₃-catalyzed benzylic arylation with *p*-dicyanobenzene. Ar = *p*-CN-Ph.Fig. 8 Other aryl dinitriles and activated nitriles used in the arylation of PhCH₂OTBDMS, product yields as well as regioisomer ratios with unsymmetrical substrates are shown.

Using 0.2 wt% Pd on TiO₂, the reactions of benzene with Et₂O, tetrahydropyran, THF and *n*-butyl methyl ether were evaluated. In every case selectivity was 99%; the products obtained and associated yields are shown in Fig. 9.

The authors investigated reactions of C₆D₆ with Et₂O and C₆H₆ with Et₂O-*d*₁₀. In both reactions a $k_H/k_D = 0.92-0.93$ was observed. The authors, therefore, suggested that addition of the radical formed from Et₂O to benzene, resulting in a cyclohexadienyl radical, then resulting in loss of a hydrogen atom and rearomatization of the ring.

B.4. Cu-Catalyzed reactions of 1,1-diarylethenes and styrenes

The preceding sections describe reactions of aromatic compounds with ethers. Reactions of aryl-substituted olefins, 1,1-diarylethenes and styrenes have also been studied.³⁷ In combination with catalytic KI and an oxidant, CuI, Cu(OAc)₂, Ni(acac)₂, FeCl₃, and CoBr₂ were evaluated as metal catalysts for CDC reaction of 1,1-diphenylethene with THF. The oxidants tested were (*t*-BuO)₂, *t*-BuOOH, *m*-CPBA and K₂S₂O₈. From these, the combination of CuI, KI and (*t*-BuO)₂ at 120 °C was optimal. Notably, the reaction proceeds in the absence of KI but in a lower yield. I₂ in place of KI was ineffective, NaI gave a low yield and although *n*-Bu₄N⁺I⁻ was effective, it was less so in comparison to KI. The order of effectiveness is KI > *n*-Bu₄N⁺I⁻ > no iodide reagent >> NaI. Lowering the reaction temperature to 100 °C also caused a substantial lowering of the product yield. Reactions of various olefins with THF were evaluated and these results are shown in Scheme 14.

Next, several ethers were reacted with 1,1-DPE (one case with 1-methoxy-4-(1-phenylvinyl)benzene) and these products

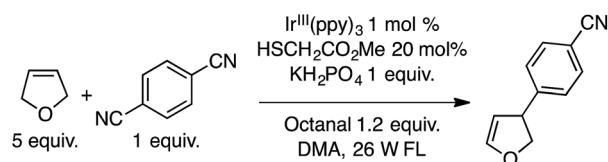
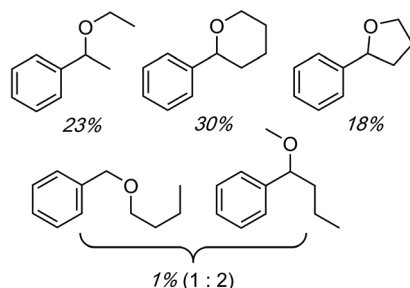
Scheme 13 Arylation of 2,5-dihydrofuran with *p*-dicyanobenzene.

Table 1 Selectivity of the various photocatalysts for C–H bond activation

Catalyst	1-EEB selectivity
0.05 wt% Pd on TiO ₂	98%
0.1 wt% Pd on TiO ₂	98%
0.2 wt% Pd on TiO ₂	98%
0.5 wt% Pd on TiO ₂	99%
0.1 wt% Pd on TiO ₂	None ^{a,b}
0.1 wt% Pt on TiO ₂	90%
0.1 wt% Rh on TiO ₂	88%
0.1 wt% Au on TiO ₂	0 ^b
TiO ₂	86%
None	None ^b

^a No photoirradiation. ^b No product was observed.

**Fig. 9** Products obtained with 0.2 wt% Pd on TiO₂ and yields.

are shown in Fig. 10. Notably, with 1,3-dioxolane reaction at the C2 methylene, flanked by two oxygen atoms, was preferred. When presented with an ether containing 1° and 2° carbon

atoms, reaction at the latter occurred with a significant preference.

These reactions are radical processes and when a single equivalent of TEMPO was added to the reaction mixture, product formation was completely suppressed. The TEMPO–THF adduct was obtained in 53% yield. What is interesting about this work is that 1,1-DPE is, in fact, used as a probe for radical mechanisms.

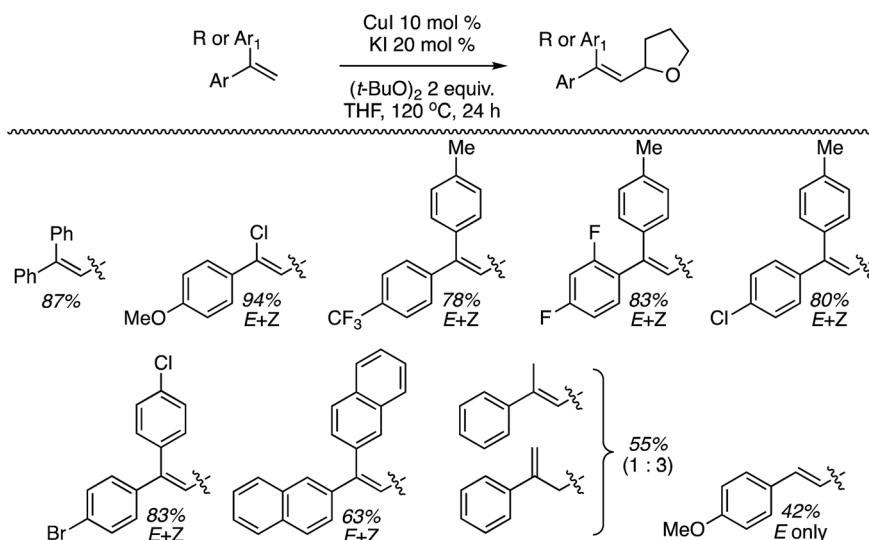
C. Reactions of ethers with heteroaromatic compounds

As shown in Scheme 1, CDC reactions of ethers with heteroaromatics can result in either C–C bond-forming reactions or C–N bond formation, depending on the heteroaromatic system and reaction conditions utilized. With heteroaromatics that do not possess an NH unit, only C–C bond formation is anticipated. On the other hand, in the presence of an NH, either C–C or C–N bond formation can occur. Each category is discussed in the sections below.

C.1. Formation of C–C bonds with heteroaromatic compounds that do not possess NH

Within this category of reactions, three sets of conditions have been utilized: (a) reactions of thiazoles and benzothiazoles catalyzed by Cu, (b) reactions of benzothiazoles, thiazoles and benzoxazoles, and one reaction of a benzimidazole catalyzed by Fe, (c) Co-catalyzed reactions of oxazoles and benzoxazoles and (d) reactions of benzothiazole and benzoxazole, and one reaction of benzimidazole without a metal catalyst.

C.1.a. Cu catalysis. In 2011, a series of Cu^I and Cu^{II} catalysts were investigated for the C–H bond activation of ethers, in combination with oxidants, for CDC reactions with benzthiazoles and thiazoles.³⁸ The oxidants screened were K₂S₂O₈, Ag₂CO₃, *t*-BuOOH, Ag₂O, oxone, benzoquinone, H₂O₂, air, O₂, *m*-CPBA and DDQ. The combination of Cu(OTf)₂ and K₂S₂O₈

**Scheme 14** Reactions of 1,1-diarylethenes and styrenes with THF.

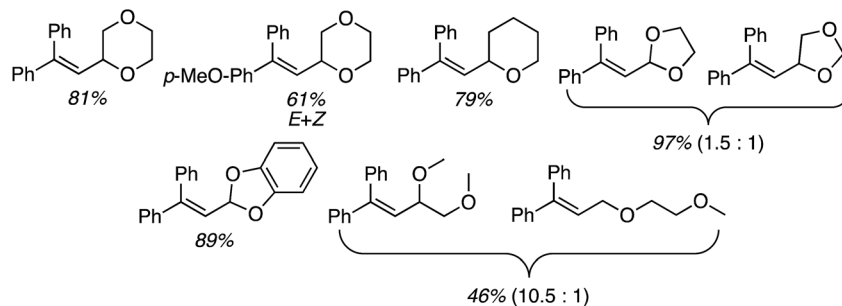


Fig. 10 Reactions of other ethers with 1,1-diarylethenes.

proved optimal, critically, in a nitrogen atmosphere. Reaction in the presence of oxygen led to yield suppression. The reactions were conducted in neat ethers at 60 °C and the data from these transformations are shown in Scheme 15.

Generally these reactions progressed in good yields. At least in the benzothiazole series, there may be an influence of the heteroaryl ring electronics on the product yields. For example, a methoxy group on the ring led to a better yield than the unsubstituted system. An electron-withdrawing fluorine atom caused a lowering of the yield and a strongly electron-withdrawing nitro group led to no product formation. Similar trends seem apparent in reactions of benzothiazoles with 1,3-dioxolane and 1,4-dioxane.

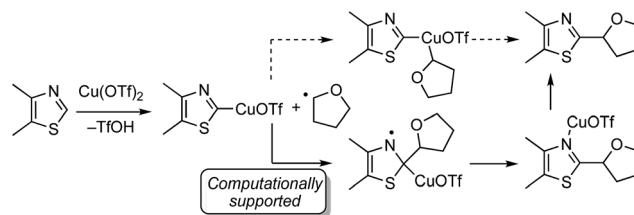
Mechanistically, this is plausibly a radical reaction because the reaction of 4,5-dimethylthiazole and THF was completely suppressed in the presence of TEMPO, and the TEMPO-THF adduct was detected. However, in the absence of $K_2S_2O_8$ neither product nor the TEMPO-THF adduct was formed. This indicates that $K_2S_2O_8$ is responsible for the formation of the radical from THF, possibly through thermal formation of $SO_4^{\cdot-}$.

There are two possible mechanistic manifolds shown in Scheme 16. Of these one, shown in solid arrows, was supported

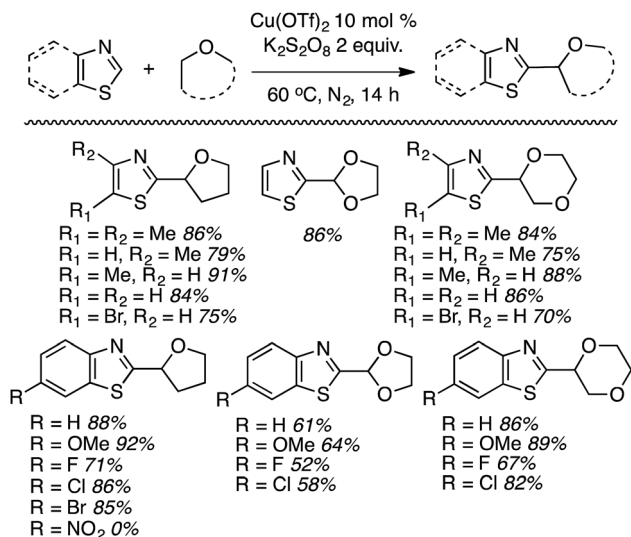
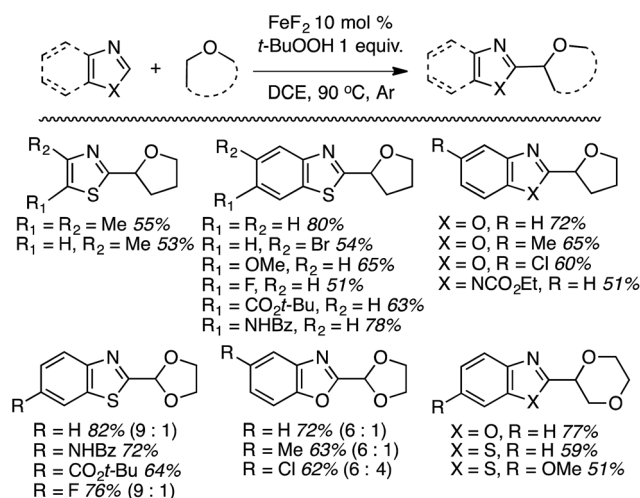
by DFT computational analysis. This mechanism may proceed *via* the addition of a THF radical to the imino carbon atom of the heteroaryl ring.

C.1.b. Fe catalysis. In a more recent study,³⁹ FeF_2 , FeF_3 , $FeCl_2$, $Fe(OAc)_2$, $Fe(acac)_2$, CoF_2 and CuF_2 were investigated in order to accomplish the α heteroarylation of ethers, in combination with an oxidant. In DCE at 90 °C, FeF_2 and *t*-BuOOH in decane proved to be optimal. Although aqueous *t*-BuOOH was also useable, the product yield was lower in the initial reactions of benzothiazole with THF.

Notably, in contrast to the $Cu(OTf)_2$ -catalyzed reactions,³⁸ where $K_2S_2O_8$ was effective, with FeF_2 this oxidant gave a 0% yield. DDQ, cumene hydroperoxide, dicumyl peroxide and



Scheme 16 Two plausible reaction pathways.

Scheme 15 $Cu(OTf)_2/K_2S_2O_8$ promoted CDC reactions of heterocycles with ethers.Scheme 17 FeF_2/t -BuOOH promoted CDC reactions of heterocycles with ethers.

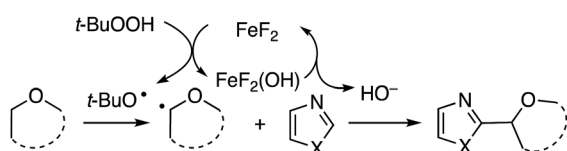
(*t*-BuO)₂ were all equally ineffective, whereas *t*-BuOOCOPh was modestly effective. Using the optimized combination several products were prepared (Scheme 17).

Some side-by-side comparisons of the Cu(OTf)₂- and FeF₂-mediated reactions are feasible. In comparable cases, the reactions of thiazoles and benzothiazoles with the former catalyst combination gave higher product yields. Interestingly, with 1,3-dioxolane, the FeF₂-based system gave higher yields. However, in contrast to the Cu-mediated process that gave only the C2 arylation product, the Fe catalyst gave isomeric mixtures of the C2 and C4 arylation products with this ether.

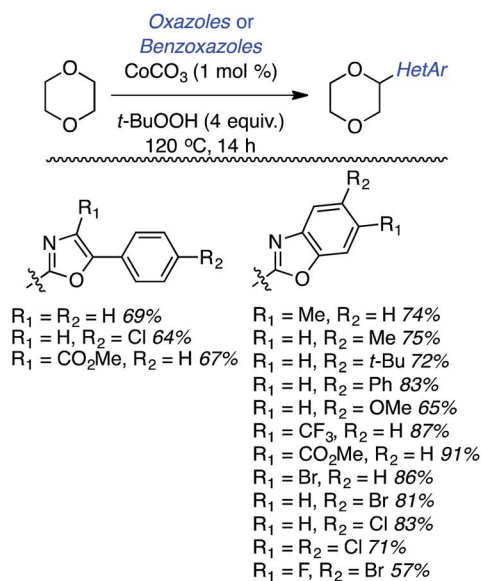
When presented with 1° and 2° carbon centers for potential reaction, as with 1,2-DME, both benzothiazole and 6-fluorobenzotriazole gave mixtures of products. However, reaction at the 2° center predominated (by *ca.* 2 : 1). Less acidic heteroaryls such as 1,2,3-triazoles and indoles, as well as ethers such as *n*-Bu₂O and EtOH were unreactive.

This reaction also appears to proceed *via* radicals, with product suppression occurring in the presence of inhibitors such as TEMPO, BHT and DPE. With DPE, the same THF adduct as was observed in Scheme 7 was obtained in 10% yield. In a competition between THF and THF-*d*₈, a significant *k*_H/*k*_D = 3.18 was observed, suggesting that hydrogen atom abstraction is likely to be rate determining. Computations showed that the formation of *t*-BuO• is stabilized by Fe^{III}, and the reaction is proposed to proceed *via* an Fe^{II}-Fe^{III} redox chemistry. The THF radical produced in the process forms an oxocarbenium ion. The hydroxide formed in the metal redox reaction is responsible for deprotonation of the heteroaryl (mechanism in Scheme 18).

C.1.c. Co catalysis. A variety of Co salts, Co(acac)₂, Co(OAc)₂·4H₂O, CoCl₂, CoBr₂, CoF₂, Co(NO₃)₂, CoClO₄·6H₂O and CoCO₃, have been investigated for their ability to enable CDC reactions between oxazoles and ethers.⁴⁰ In a prototypical experiment between 5-phenyloxazole and 1,4-dioxane, all Co salts showed product formation with 20 mol% of catalyst and 4–5 equiv. of *t*-BuOOH (5–6 M in *n*-decane) in yields of 11–68% (Scheme 19, R₁ = R₂ = H). Among these, CoCO₃ proved to be most effective and, generally, the product yield remained constant at 0.5, 1 and 5 mol% of the catalyst. A slightly lower yield was obtained with 0.3 mol%. K₂CO₃ as an additive had a detrimental effect. Without the catalyst a background reaction was shown to occur with K₂S₂O₈, (*t*-BuO)₂ and *t*-BuOOH, but dicumylperoxide was ineffective. Using the optimized conditions of 1 mol% CoCO₃, 4 equiv. of *t*-BuOOH and 120 °C in a sealed tube, under air atmosphere, several reactions of 1,4-dioxane were carried out. These products are summarized in Scheme 19.



Scheme 18 A plausible mechanism for FeF₂/*t*-BuOOH mediated CDC reactions.



Scheme 19 Reactions of oxazoles and benzoxazoles with 1,4-dioxane, catalyzed by Co₂CO₃.

While reasonable product yields were generally obtained, a single electron-withdrawing group on the benzoxazole group appears to cause yield improvement. However, multiple electron depleting groups caused a lowering of the product yields, such as with the dichloro and fluoro bromo substrates. Other ethers were tested in these reactions and these data are summarized in Fig. 11.

Some interesting factors emerge from Fig. 11. A single product was obtained from 1,2-diethoxyethane but, by contrast, two products resulted from 1,2-DME in a 1.9 : 1 ratio. A similar outcome was observed with *n*-butyl ethyl ether. With 1,3-dioxolane two products were obtained, with the C2 arylation product predominating. Finally, with 2-methyl THF two products were obtained, with the predominant reaction occurring at the 3° carbon atom. The authors have attempted to rationalize these findings on the basis of the C–H bond dissociation energies of the ethers. Interestingly, no product was obtained with tetrahydropyran.

In mechanistic studies the reaction rate, as estimated by the product yield, for the reaction between 5-phenyloxazole and 1,4-dioxane was shown to be positively influenced by CoCO₃. Further, the reaction is fully suppressed by 6 equiv. of TEMPO, but with 1 equiv. only a slight lowering of the product yield was observed. This led the authors to propose a possible radical mechanism. From a competition experiment between benzoxazole and C2 deutereobenzoxazole a KIE of 2.1 was obtained. Also, with C2 deutereobenzoxazole it was observed that very little loss of the isotope occurred in the absence of the catalyst (Scheme 20).

On the basis of the foregoing mechanistic evaluations a radical process has been proposed. This is summarized in Scheme 21. The immediately preceding section describes reactions of benzoxazoles with THF, 1,3-dioxolane and dioxane with yields in the 60–77% range.



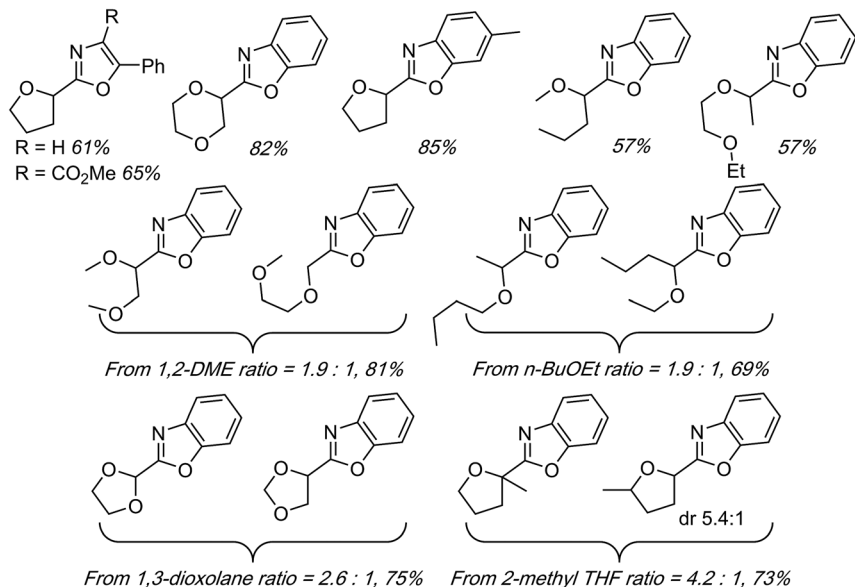
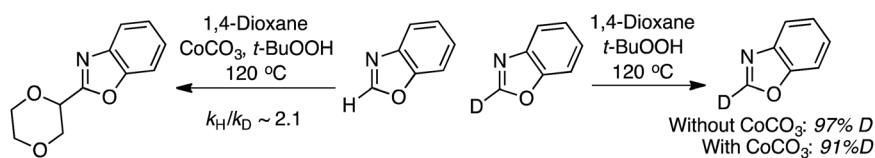
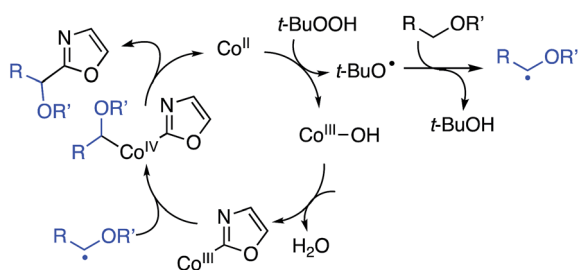


Fig. 11 Products formed from reactions of oxazoles and benzoxazoles with other ethers.



Scheme 20 Experiments involving monodeuterated benzoxazole.



Scheme 21 A mechanistic scheme for the Co-catalyzed CDC reactions of ethers with oxazoles (and benzoxazoles).

C.1.d. Metal-free reactions. The uncatalyzed reaction of heteroaryls with alcohols and ethers⁴¹ is in fact antecedent to the catalytic processes described above. The reactions of benzothiazoles with EtOH were initially investigated with FeCl₂, Pd(OAc)₂, Mn(OAc)₂, Zn(OAc)₂, CoCl₂, CuCl₂ and CuI. While reactions with these metal catalysts were successful with *t*-BuOOH as the oxidant, reactions with several oxidants such as *t*-BuOOCOPh, cumene hydroperoxide, *m*-CPBA, (PhCOO)₂, (*t*-BuO)₂, DDQ and *t*-BuOOH in the absence of a metal catalyst also led to product formation in low to modest yields. Further investigations revealed that in a sealed tube and in the presence of air at 120 °C, 5 equiv. of *t*-BuOOH produced satisfactory conversions. The products prepared are shown in Fig. 12.

At least among the examples that are comparable to the metal-catalyzed processes, these reactions are highly competitive in terms of product yields. When presented with 1° and 2° carbon atoms, as in 1,2-DME, two regioisomeric products were observed. Among these, reaction at the 1° carbon is favored over the 2° (ratio of 1.25 : 1). This is a contrast to the FeF₂-catalyzed reaction, where reaction at the 2° carbon atom of 1,2-DME predominated.³⁹ Perhaps the only downside to the method is that minor, dimeric radical coupling products were observed.

A notable aspect of this chemistry is the CDC reaction of alcohols and benzothiazoles, which is complementary to that of ethers. MeOH, and 1° and 2° alcohols react under these reaction conditions to provide the α arylated alcohols in reasonable to high yields (Scheme 22).

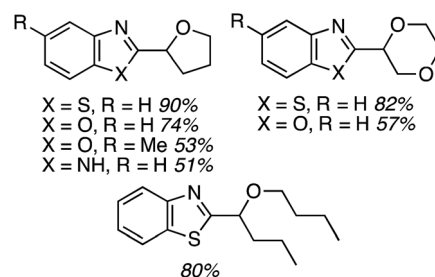
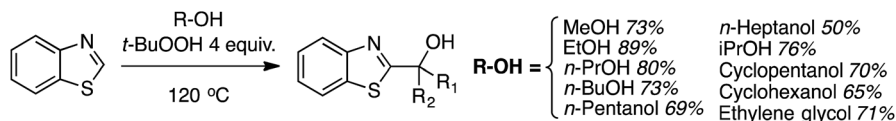


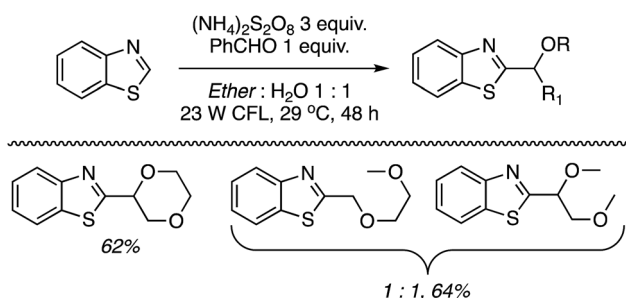
Fig. 12 Products formed in metal-free CDC reactions with ethers.





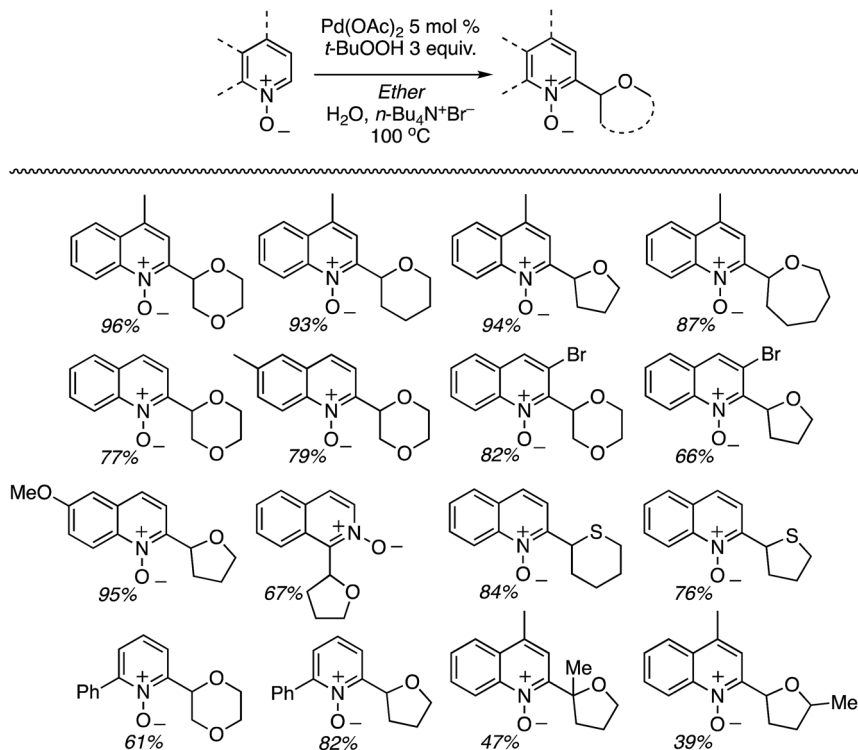
Scheme 22 CDC reactions of alcohols with benzothiazole.

C.1.e. Photochemical reaction of benzothiazole with three ethers. A photochemical approach to the heteroarylation of amides using $(\text{NH}_4)_2\text{S}_2\text{O}_8$ as an oxidant and PhCHO as a photosensitizer was reported in 2016.⁴² The reaction was a radical process, based on inhibition by TEMPO and O_2 . These reactions prompted the authors to investigate reactions of benzothiazole with 1,4-dioxane and 1,2-DME. Data from these investigations are shown in Scheme 23. While 20 equiv. of

Scheme 23 Photochemical α -heteroarylation of two ethers with benzothiazole.

acetamide gave a 32% yield of the product from a reaction of benzothiazole with 1,4-dioxane, the yield improved to 68% when 1 equiv. of PhCHO was present (NMR yields are reported). Notably, acetamide is not essential and a good 70% yield (62% isolated) was obtained with just 1 equiv. of PhCHO. Reaction with 1,2-DME occurred equally at the 1° and 2° carbon atoms.

C.1.f. Variations on the Minisci reaction. Traditionally, the Minisci reaction consists of the addition of a radical to heteroaromatic rings, such as pyridines, quinolines and isoquinolines. In this area, Pd-catalyzed reactions of quinoline, isoquinoline and 2-substituted pyridine N-oxides, as well as Cu-catalyzed reactions of pyridine N-oxides with ethers have been conducted. In addition, metal-free reactions of pyridine N-oxides, and CDC processes of neutral azaheteroaryls have been reported. In this context, Ir-catalyzed photochemical reactions of 6-membered cyclic azaheteroarenes, the PIFA/ NaN_3 mediated reaction of 2,7-dichloroquinoline, and N-hydroxysuccinimide/ $(\text{NH}_4)_2\text{S}_2\text{O}_8$ promoted reactions of azaheteroarenes have been reported. The following sections summarize these approaches. Also described are complementary Pd- and Au-catalyzed reactions of azaheteroaromatic compounds with alcohols.



Scheme 24 CDC products obtained from quinoline, isoquinoline and 2-phenylpyridine N-oxides.



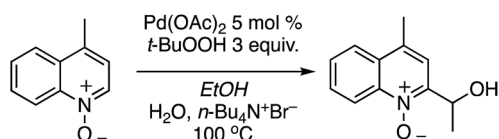
C.1.f.i. Pd-Mediated reactions. In 2013, Pd(OAc)₂, PdCl₂, (Ph₃P)₂PdCl₂, (PhCN)PdCl₂ and Pd(TFA)₂ were investigated for catalyzing reactions of 4-methylquinoline-N-oxide with 1,4-dioxane.⁴³ All of these salts enabled reactions in combination with aq. *t*-BuOOH, with Pd(OAc)₂ being the most promising. Also analyzed were CuBr, CuBr₂, NiCl₂·6H₂O, CoCl₂ and CuI, and again all, with the exception of CuI, showed product formation. As compared to *t*-BuOOH, dicumyl peroxide was less effective, whereas (*t*-BuO)₂ and DDQ were ineffective in combination with Pd(OAc)₂. Interestingly, the addition of water produced a dramatic yield increase, and this was further enhanced with stoichiometric *n*-Bu₄N⁺Br⁻. Several quinoline-N-oxides, isoquinoline-N-oxide and a 2-substituted pyridine-N-oxide were evaluated for generality, and these data are shown in Scheme 24.

Some interesting points emerge in reviewing the product data. With 4-methylquinoline-N-oxide, product yields were generally independent of the ether ring size and number of oxygen atoms. Quinoline- and 6-methylquinoline-N-oxide produced lower yields, possibly due to competing reactions at the C4 position as well as dialkylation at the C2 and C4 positions (observed by LC-MS). Electron-rich 6-methoxyquinoline gave an excellent product yield. 3-Bromoquinoline and isoquinoline N-oxides were reasonable substrates as well. Cyclic thioethers reacted efficiently and the method was also applicable to pyridine N-oxides, although the substrates contained a C2 phenyl substituent. 2-Methyl THF was suitable but produced tertiary/secondary carbon alkylation in a 1.2 : 1 ratio.

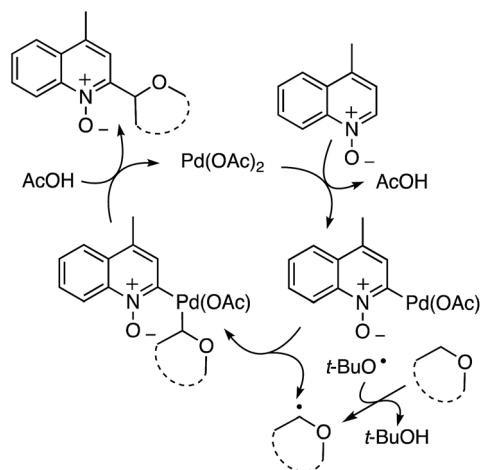
The reaction conditions could also be applied to a CDC reaction with EtOH (Scheme 25). This result should be considered in conjunction with CDC reactions of other alcohols (see section C.3.f.iii. below). However, the methodology was not applicable to the pyrazine, pyrimidine, imidazole and thiazole scaffolds.

t-BuOOH is essential in this reaction, without which no reaction occurs. Thus, formation of *t*-BuO[•] is necessary for the abstraction of a hydrogen atom from the ether. A plausible mechanism is shown in Scheme 26.

C.1.f.ii. Cu-Mediated reactions. Because the Pd-mediated method described in C.1.f.i. was not directly applicable to unsubstituted pyridine N-oxides, a Cu-mediated approach for CDC reactions at the 2-position of pyridine N-oxides was sought.⁴⁴ CuBr₂, Cu(OAc)₂, CuO, CuI, Cu₂O, CuCO₃ and CuSO₄ were evaluated in combination with K₂S₂O₈. The CuO/K₂S₂O₈ combination, at 125 °C, gave a very promising reaction of pyridine-N-oxide with 1,4-dioxane. Lower temperatures gave lower yields, with no product formation occurring at 60 °C. FeCl₃, NiBr₂ and the [Ru(*p*-cymene)₂Cl₂]₂ dimer were ineffective with K₂S₂O₈ as the oxidant. Likewise, *t*-BuOOH, (*t*-BuO)₂ and



Scheme 25 CDC reaction of 4-methylquinoline-N-oxide with EtOH.

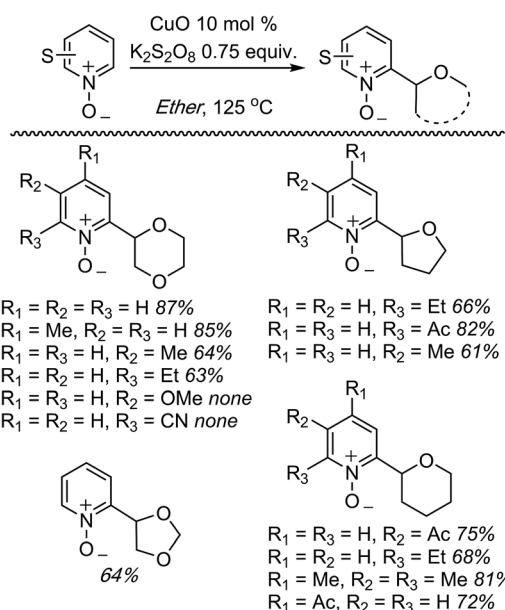


Scheme 26 Plausible mechanism for the CDC reaction of quinoline N-oxides with ethers.

Ag₂CO₃ in combination with CuO were ineffective. The reaction did not progress in the absence of the copper catalyst and, notably, argon atmosphere instead of air is detrimental. Under argon, no product formation was observed. Several pyridine N-oxides were evaluated and the data are shown in Scheme 27.

These reactions were not amenable to the use of linear ethers and in two cases, with 3-methoxypyridine as well as 2-cyanopyridine-N-oxide, no product was observed. Interestingly, reaction of 1,3-dioxolane resulted in reaction at the C4 position, apparently, regioselectively.

This Cu-catalyzed reaction is prone to inhibition with TEMPO, indicating the involvement of a radical process. Thus, mechanistically, this reaction is similar to the Pd-mediated reaction in C.1.f.i. (Scheme 26), where *t*-BuO[•] mediated



Scheme 27 Cu-Catalyzed CDC reactions of pyridine N-oxides with cyclic ethers.

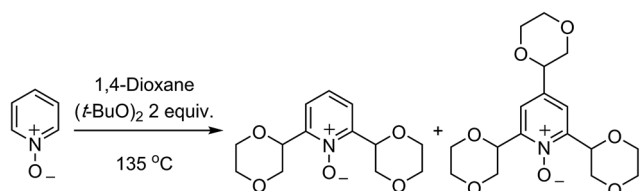


radical formation occurs from the ether, and cupration occurs at the α position to the heteroatom of the heteroaryl. Formation of the radical is likely initiated by $\text{SO}_4^{\cdot-}$, as in the $\text{Cu}(\text{OTf})_2/\text{K}_2\text{S}_2\text{O}_8$ promoted CDC reactions of ethers with thiazoles (Scheme 16). Finally, C–C bond formation results in the products, with expulsion of Cu^{I} that is reoxidized.

C.1.f.iii. Metal-free reactions. In 2015, a metal-free Minisci-type reaction was reported.⁴⁵ The precedent for this is a 2009 report on the alkylation of pyridine N-oxides with cycloalkanes and a solitary example of alkylation with 1,4-dioxane.⁴⁶ In the earlier work,⁴⁶ the reaction of pyridine-N-oxide with 1,4-dioxane and (*t*-BuO)₂ at 135 °C gave a 2.2 : 1 mixture of 2,6-dialkylated and 2,4,6-trialkylated pyridine-N-oxide in 61% yield (Scheme 28).

Reaction conditions were evaluated for the CDC reaction of pyridine-N-oxide with THF at 145 °C. H_2O_2 , *m*-CPBA, (*t*-BuO)₂ and $\text{K}_2\text{S}_2\text{O}_8$ as oxidants gave no reaction. However, 2 equiv. of cumene hydroperoxide or *t*-BuOOH showed product formation, with yield increasing when the amount of *t*-BuOOH was increased to 4 equiv. However, the addition of K_2CO_3 gave a dramatic increase in yield. Na_2CO_3 and Cs_2CO_3 did not perform as well, indicating that the selection of carbonate base is critical. Other bases such as *t*-BuOK, KOAc and DBU were also not as effective as K_2CO_3 . The use of CuI, Pd(OAc)₂, FeCl_3 or *n*- $\text{Bu}_4\text{N}^+\text{Br}^-$ as additives lowered the product yield, and *n*- $\text{Bu}_4\text{N}^+\text{I}^-$ suppressed the reaction. Fig. 13 shows various products prepared from pyridine N-oxides and THF, using 4 equiv. of *t*-BuOOH and 1 equiv. of K_2CO_3 , at 145 °C.

The yields in these reactions were generally good, in the 44–73% range. Interestingly, with 2-methylpyridine-N-oxide no product formation was observed. With 3-bromopyridine-N-



Scheme 28 CDC reaction of pyridine-N-oxide with dioxane using (*t*-BuO)₂.

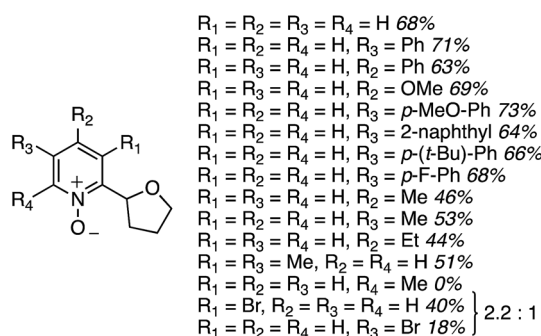


Fig. 13 Products from metal-free CDC reactions of pyridine N-oxides with THF.

oxide, two regioisomeric products were observed in a 2.2 : 1 ratio, with the predominant reaction occurring adjacent to the bromine atom.

The reaction scope was then expanded and these data are shown in Fig. 14. A low yield was obtained with 2,3-dihydrobenzofuran and *t*-butyl methyl ether was also compatible. With 1,3-dioxolane, regioisomeric products were observed with the C4 isomer predominating over the C2. Finally, several of the products were then reduced to the free C2 alkylated pyridines using $\text{Zn}/\text{aq. NH}_4\text{Cl}$ in THF at 40 °C (Scheme 29).

This reaction must be a radical process, where the decomposition of *t*-BuOOH occurs to *t*-BuO \cdot and HO \cdot . Then hydrogen atom abstraction from THF results in a THF radical that adds at the C2 position of the pyridine N-oxide. Finally, loss of a hydrogen radical and rearomatization results in the CDC products. In support of this radical reaction mechanism, the addition of TEMPO completely suppressed product formation.

C.1.f.iv. Photochemical CDC reactions of azaheteroaromatics via Ir catalysis. In order to eliminate the need for metallic catalysts, as well as the stoichiometric or higher quantities of peroxides and the relative high temperatures needed for Minisci-type reactions, a photoredox system was developed for the generation of radicals α to the ether oxygen atoms followed by addition to azaheteroaryls.⁴⁷

As with the photochemical CDC reactions of dicyanobenzenes with ethers described in B.3.a. above, photoexcitation of an Ir^{III} catalyst with a fluorescent, house-hold light bulb produces a long-lived Ir^{III*} species that is a good reducing agent, capable of converting $\text{S}_2\text{O}_8^{2-}$ to $\text{SO}_4^{\cdot-}$. The latter can then become involved in hydrogen atom abstraction from an ether. The radical so derived can add to a protonated electron-deficient azaarene to produce a radical cation. Loss of

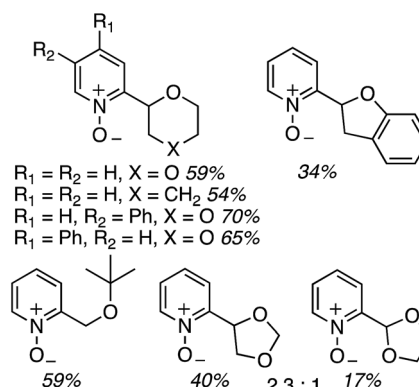
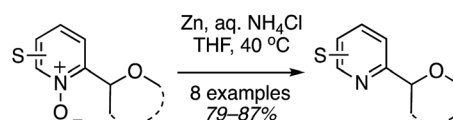
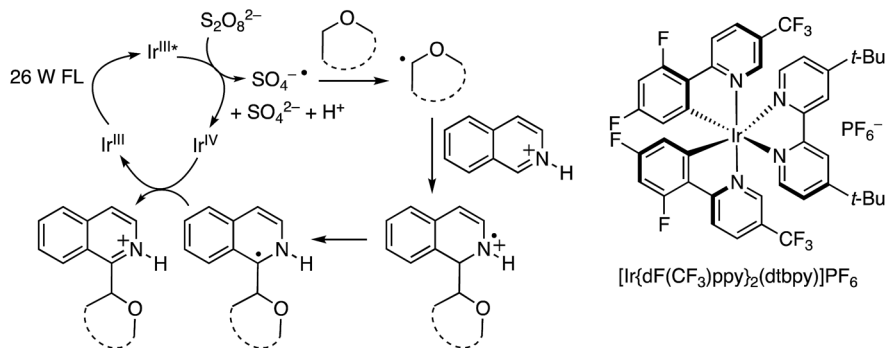


Fig. 14 Expanding the scope of the metal-free CDC reactions of pyridine N-oxides.



Scheme 29 Reduction of some of the CDC products to the free pyridines.



Scheme 30 Photochemical Ir^{III} mediated Minisci-type process.

a proton and electron transfer to the Ir^{IV} species that is produced in the formation of SO₄^{•-} regenerates the catalyst and leads to product formation. These mechanistic details are shown in Scheme 30.

For this approach ammonium, potassium and sodium persulfates were assessed in combination with three Ir salts and one Ru salt. The combination of [Ir{df(CF₃)ppy}₂(dtbbpy)]PF₆, Na₂S₂O₈ and TFA in MeCN/H₂O, proved optimal in evaluation reactions of isoquinoline and dihydropyran. Water is likely necessary for solubility of the persulfate salt, which in turn makes for effective irradiation. With this combination various azaheteroaryls were reacted with tetrahydropyran (THP) and the products are summarized in Fig. 15. Reactions occur at the most electron-deficient sites in the heteroaryls and, notably, chlorine and bromine atoms are well tolerated. When the C2 position of quinoline is blocked, reaction occurs at the C4 position. As was proposed, the reactions were generally tested on electron-deficient heteroaryls.

Because the oxidative-dimerization of products is possible, in the isoquinoline cases EtCN was used as the solvent. This change, which ameliorated the problem, has been ascribed to the lower polarity of EtCN in comparison to MeCN, which could influence the electron-transfer rates in the reactions.

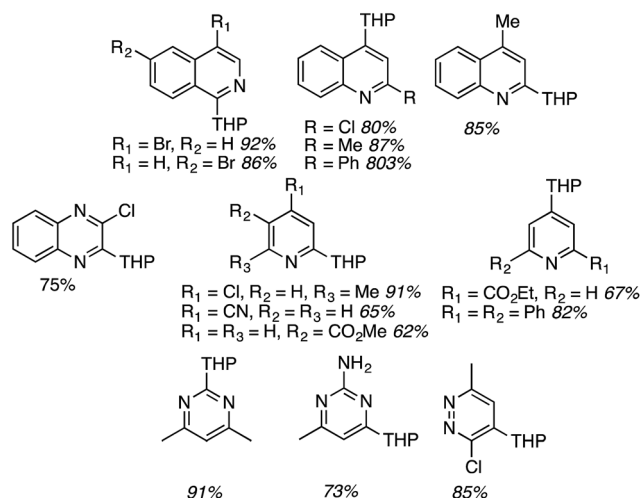
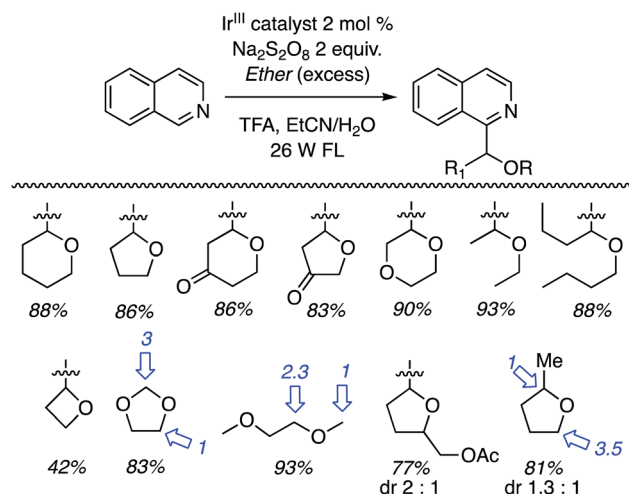


Fig. 15 Products from the photochemical Ir-mediated CDC reactions with THP.

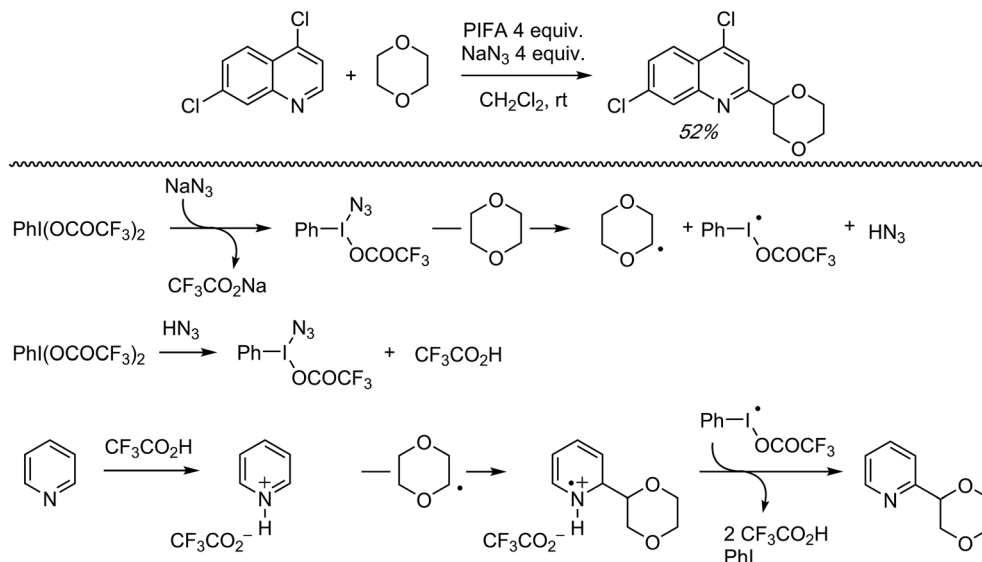
Thus, several ethers were used in CDC reactions with isoquinoline and the yields as well as the products are shown in Scheme 31. Excellent yields were obtained with cyclic and acyclic ethers. With oxetane the reaction was conducted in MeCN (without water), without TFA but with added *n*-Bu₄N⁺Cl⁻. The ammonium salt was used to solubilize the persulfate salt. The reactions of 1,3-dioxolane and 1,2-DME gave regioisomeric products. C2 arylation was favored with the former and reaction at the 2° carbon atom was favored with the latter. In the case of (tetrahydrofuran-2-yl)methyl acetate, reaction occurred remote from the side chain but a mixture of diastereomers was obtained. Finally, reaction with 2-methyl THF gave a regioisomeric mixture of products, with the predominant reaction occurring at the 2° carbon atom. In this case, diastereomeric products ensued. Reaction at the 3° carbon atom led to a minor isomer.

C.1.f.v. PIFA/NaN₃ mediated reaction of 2,7-dichloroquinoline with 1,4-dioxane. During the course of investigating CDC reactions of alkanes with 4,7-dichloroquinoline, mediated by PIFA and NaN₃, a single reaction of 1,4-dioxane was reported (Scheme 32).⁴⁸ The reaction with alkanes is anticipated to be a radical process due to product suppression with radical inhibitors. Also, a large KIE value of 7.6 was observed in



Scheme 31 Photochemical CDC reactions of various ethers with isoquinoline (ratios of isomeric products are indicated with blue arrows).





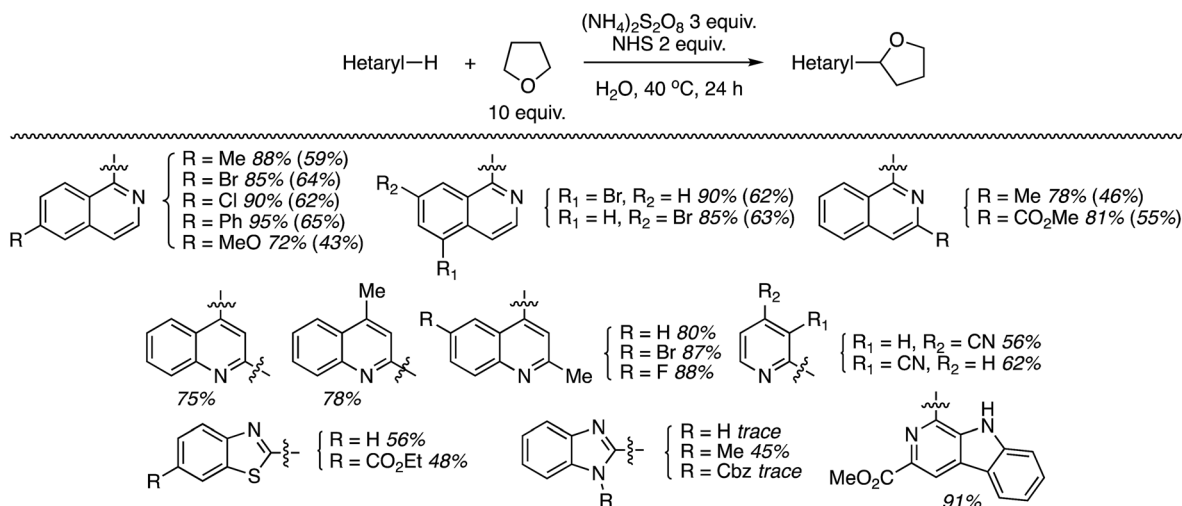
Scheme 32 A possible mechanism for the CDC reaction of 4,7-dichloroquinoline with 1,4-dioxane, mediated by PIFA/ NaN_3 .

a reaction with cyclohexane/cyclohexane- d_{12} . A possible reaction mechanism, shown in Scheme 32, involves the formation of $\text{PhI}(\text{N}_3)\text{OCOCF}_3$ (or $\text{PhI}(\text{N}_3)_2$), which produces $\text{N}_3\cdot$ thermally. This species can produce radicals from the (alkane or) ether. Protonation of the nitrogen heterocycle by the formed $\text{CF}_3\text{CO}_2\text{H}$, followed by radical addition, will then result in a nitrogen-centered radical cation. Oxidation of the radical cation and deprotonation will then ultimately result in the alkylated product.

C.1.f.vi. N-Hydroxysuccinimide/ $(\text{NH}_4)_2\text{S}_2\text{O}_8$ promoted reactions of azaheteroaryls. While this perspective was under review, as a follow up to the photochemical α -heteroarylation of ethers using $(\text{NH}_4)_2\text{S}_2\text{O}_8$,⁴² the use of *N*-hydroxysuccinimide (NHS) to promote CDC reactions of nitrogenated heterocycles and ethers was reported.⁴⁹ During initial assessments on the efficacy of additives in reactions of isoquinoline with THF, 13 reagents

were tested. These were CH_3CONH_2 (on the basis of prior results⁴²), acetone, CF_3CONH_2 , $\text{CH}_3\text{SO}_2\text{NH}_2$, PhCONH_2 , $\text{CH}_3\text{-CONMe}_2$, $i\text{Pr}_2\text{NEt}$, pyrrolidine, quinuclidine, 3-quinuclidinol, CH_3CONHOH and NIS. As in their earlier work,⁴² the “amine moiety” in the amide is essential for successful reaction. All other amides, with the exception of $\text{CH}_3\text{CONMe}_2$, were ineffective, as were the amines. NIS displayed outstanding reactivity under a wide range of conditions tested (60–88% yields as determined by ^1H NMR). Most notably, the use of 20 *versus* 10 equiv. of THF showed only a marginal lowering of the yield. Even with 5 equiv. of THF the yield was 60–67%.

Using the identified reaction conditions, several reactions were conducted (products shown in Scheme 33). Substituted isoquinolines were reacted with 10 equiv. of THF (yields from reactions with 5 equiv. of THF are shown in parentheses) and high regioselectivity for the C1 position was observed. The



Scheme 33 Reactions of isoquinolines, quinolines, pyridines, benzothiazoles, benzimidazoles and a carboline with THF.



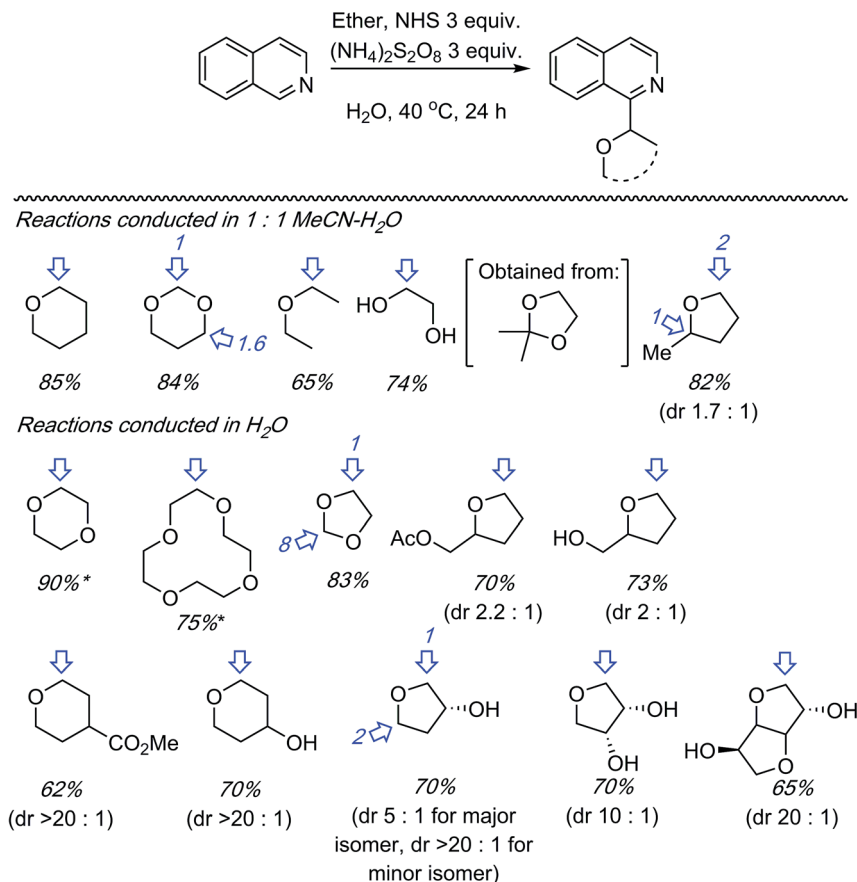
reaction of quinoline occurred at the C2 and C4 positions, in a reaction time of 72 h. Reaction of 4-cyanopyridine gave the mono and bis alkylated products in a 10 : 1 ratio. 3-Cyanopyridine gave only the mono alkylation product. Reactions of the benzothiazoles and benzimidazoles were conducted with 20 equiv. of THF. While the reactions of benzothiazoles proceeded well, those of benzimidazoles were less successful. Benzothiazole and the N-Cbz-protected analogue gave traces of product, and deprotection of the Cbz group was observed with the latter. N-Methylbenzimidazole reacted reasonably well as did a carboline (Scheme 33).

Reactions of isoquinoline with several ethers were tested (Scheme 34). Notably, many functionalized ethers were evaluated, which augments the potential further utilities of the products. Two regioisomers are possible with unsymmetrical dioxo ethers. With 1,3-dioxane the C4 arylated product was slightly favored over the C2 isomer, whereas with 1,3-dioxolane the C2 isomer was substantially favored in comparison to the C4. This selectivity is greater than that observed in the Ir-mediated reaction (C.1.f.iv., Scheme 31).⁴⁷ The use of 2,2-dimethyl-1,3-dioxolane resulted in deprotection of the acetonide under those conditions, giving an ethylene glycol alkylation product. With 2-methyl THF the less-hindered C5 position was favored. In comparison, the selectivity was slightly better in the Ir-mediated reaction (Scheme 31).⁴⁷ On the other hand with

a CH₂OH or CH₂OAc substituent at the C2 position of THF, there was complete selectivity for the C5 position, and this was observed in the Ir-catalyzed reaction as well (Scheme 31).⁴⁷ The diastereoselectivity in the three THF cases was *ca.* 2 : 1. A crown ether could be efficiently utilized as also other THF substrates containing hydroxyl groups.

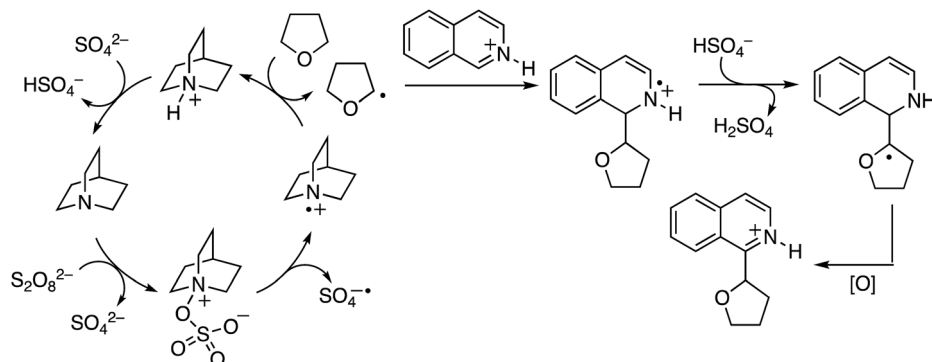
From a mechanistic standpoint, the reaction of isoquinoline and THF was suppressed by TEMPO. In a competitive KIE determination with THF/THF-*d*₈, a value of 3.0 was observed, and the KIE from two parallel experiments was 2.2. From extensive experimentation, it is believed that oxygen centered radicals are not involved but that amines such as quinuclidine and 3-quinuclidinol are oxidized to nitrogen-centered radical cations. Similar nitrogen-centered radicals may be possible from amide additives and NHS. A possible mechanism is shown in Scheme 35.

C.1.f.vii. Pd-Catalyzed CDC reactions of azaheteroaromatic compounds with alcohols. In Scheme 25, a single example of a CDC reaction of EtOH with quinoline-N-oxide is shown, involving the use of Pd(OAc)₂/*t*-BuOOH/*n*-Bu₄N⁺Br⁻, in EtOH and H₂O.⁴³ Related to this, a general approach to CDC reactions of alcohols with quinolines, isoquinolines, phenanthridine and quinazoline has been reported.⁵⁰ Sc(OTf)₃, FeCl₃, InCl₃, RhCl₃, PdCl₂ and PdBr₂ were investigated as catalysts for the reaction of 4-methylquinoline with EtOH, with dicumyl peroxide as



Scheme 34 Reactions of other ethers with isoquinoline, mediated by NHS (sites and ratios of regioisomeric products are indicated with blue arrows, diastereomeric ratios are indicated by dr and the yields indicated with an asterisk were obtained with 5 equiv. of the ether).





Scheme 35 A plausible mechanism for the $(\text{NH}_4)_2\text{S}_2\text{O}_8$ /amine mediated CDC reaction of THF with isoquinoline.

oxidant. With the Pd and Ru catalysts, the effect of added phosphines and a phosphine oxide was also assessed.

In these assays it was discovered that the use of 5 mol% of PdCl_2 in conjunction with 5 mol% of (\pm) -BINAP, and 3.5 equiv. of dicumyl peroxide, in alcohol solvent at 120°C in the presence of air, gave a good yield of the C2 alkylation product. On this basis, generality assessments were conducted and these data are shown in Fig. 16. Yields in the reactions of EtOH with 4-methylquinoline, isoquinoline, 3-methylisoquinoline, 3-carbomethoxyisoquinoline and phenanthridine were good to high. The reaction of isoquinoline with *n*-PrOH gave a modest yield, which seems to improve with decreased electron density on the aryl moiety. Consistent with this, *n*-BuOH also gave a low yield with quinoline. In the reactions of quinoline and 6-methoxyquinoline with EtOH, a mixture of isomeric C2 and C4 alkylation products, as well as C2, C4-bis alkylation products were observed. A lower overall yield of products was obtained with the electron-rich 6-methoxyquinoline.

In order to evaluate whether isoquinoline-N-oxide is formed in the reaction, then leading to product, a reaction of isoquinoline-N-oxide and EtOH was conducted in the absence of the oxidant. No product was observed and, in the presence of dicumyl peroxide, 18% yield of the CDC product was obtained. Also, another query that was evaluated was whether oxidation of

the alcohol to the aldehyde occurs followed by addition of the heterocycle. However, in a reaction between isoquinoline and *n*-butanal no product formation was observed in the absence of the peroxide, and when peroxide was present a 35% yield of the product was obtained.

Mechanistically, it is possible that thermal decomposition of the peroxide generates a radical that then abstracts a hydrogen atom from the alcohol, α to the oxygen atom. This new radical can participate in a Minisci-type reaction, leading to the product.

C.1.f.viii. Au-Catalyzed CDC reactions of azaheteroaromatic compounds with alcohols. In 2012, immediately following the report on a methodology for Pd-catalyzed reactions of alcohols and heteroaromatics (C.1.f.vii.),⁵⁰ Au catalysis was studied for similar conversions.⁵¹ Six gold catalysts shown in Scheme 36 were evaluated in combination with *t*-BuOOH.

While all of the catalysts gave product, 5 mol% of $\text{HAuCl}_4 \cdot 4\text{H}_2\text{O}$ in combination with 4.5 equiv. of *t*-BuOOH proved to be most promising (Scheme 36). The use of FeCl_3 or CuI gave no product formation, but with NiCl_2 23% product formation was observed. Other oxidants such as *m*-CPBA, TEMPO and NaClO gave only traces or no product. A reduction in the amount of *t*-BuOOH or the catalyst led to reduced product yield.

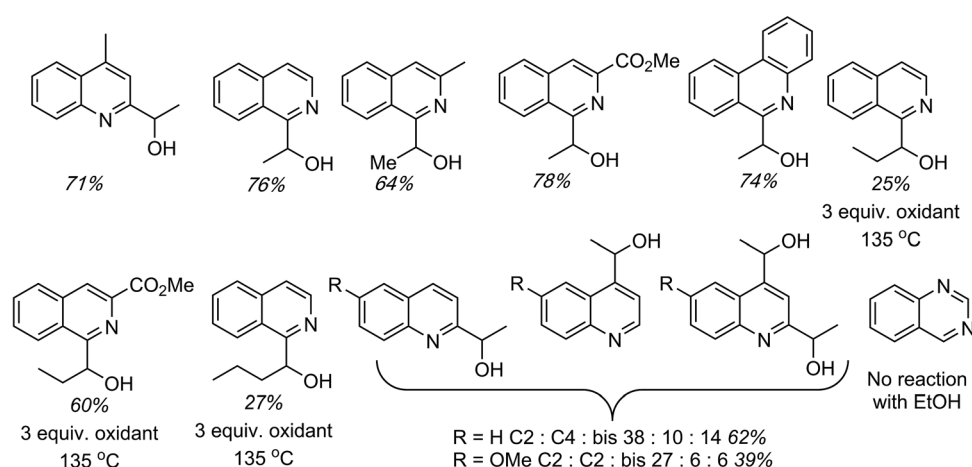
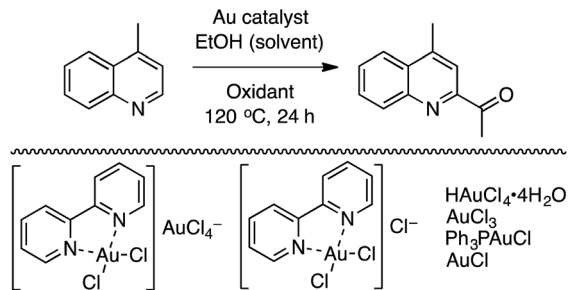


Fig. 16 CDC reactions of alcohols with azaaromatics catalyzed by $\text{PdCl}_2/(\pm)$ -BINAP.





Scheme 36 Reaction of 4-methylquinoline with EtOH using six Au catalysts.

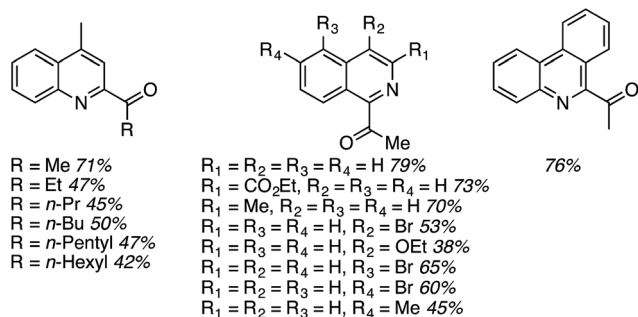
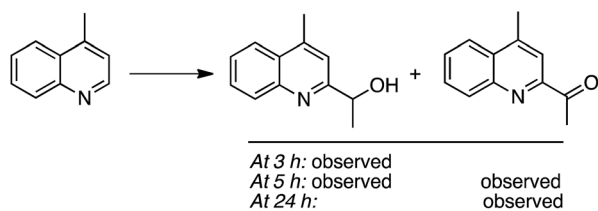


Fig. 17 Gold-catalyzed acylation of heteroaromatics.

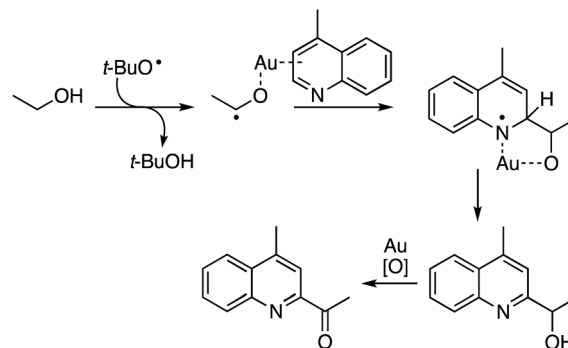
Using these optimized conditions, several heteroaryls were acylated and these are shown in Fig. 17. Notably, an increase in the alcohol chain length from methyl to ethyl caused the yield to be lowered, but further increase did not diminish the yield further. These reactions are highly regioselective.

The reaction of 4-methylquinoline with EtOH was followed by ESI-MS, which led to the following data (Scheme 37). At 3 h, only 4-(1-methylquinolin-2-yl)ethan-2-ol was observed, but at 5 h both this alcohol and the oxidized 4-(1-methylquinolin-2-yl)ethan-2-one were seen. Finally, at 24 h, only the ketone was observed. Thus, the alcohol is formed *en route* to the final acyl product.

Given the above observations, the next question was about potential reaction intermediates and a mechanism. The reaction was fully suppressed in the presence of radical inhibitors: TEMPO and BHT. Therefore, the reaction likely originates from the formation of a radical from the alcohol that then adds to the heteroaryl group (Scheme 38). Although this type of reaction can be postulated to occur in the absence of the metal, no reaction



Scheme 37 Monitoring of the reaction of 4-methylquinoline and EtOH by ESI-MS.



Scheme 38 A possible mechanism for the Au-catalyzed acylation reaction.

occurred in the absence of Au. The authors propose coordination of Au to the heteroaryl group, as well a role of Au in the final oxidation.

C.2. Formation of C–C bonds with heteroaromatic compounds that possess NH

In this section C–C reactions of heterocycles that possess an NH unit are discussed. Notably, indole is the heterocycle that has been the focus of studies, and the various reactions that have been evaluated are described in the following sections.

C.2.a. Fe-Catalyzed processes

C.2.a.i. Fe-Catalyzed CDC reactions of indoles and ether ring cleavage. One of the early reports on the reaction of heterocycles with ethers is the iron-catalyzed reactions of indoles with ethers.⁵² From the various iron-species tested (Fe₂(CO)₉, Fe(OAc)₂, Fe(acac)₂, Fe(acac)₃, FeCl₂, FeBr₂, FeI₂ and FeCl₃), FeCl₂ proved optimal, in combination with (*t*-BuO)₂. *t*-BuOOH and *t*-BuOOCOPh in combination with FeCl₂ were inferior. No reaction occurred in the absence of FeCl₂.

Several indoles were tested for reactions with ethers, under neat reaction conditions at 80 °C. Products generally arise through the reaction of two indole moieties with the ether. The ethers used were THF, 2-methyl THF (which gave a 1 : 1 mixture of regioisomers), 2,3-dihydroisobenzofuran, isochroman, benzyl methyl ether and diethyl ether. The use of 2-ethoxy ethyl acetate gave two natural products, vibrindole A (37% yield) and strepindole (17% yield), in a single chemical transformation. The 1,1-bis-indolylmethane products from these reactions are summarized in Fig. 18.

During the course of previous investigations, it was discovered that reactions of 2,5-dihydroisobenzofuran were highly dependent on the nature of the indole. As can be seen from the data in Fig. 19, with an increased electron-depleting nature of the indole substituent, the extent of monoalkylation increased. These results implied that introduction of the second indole is *via* a Friedel–Crafts process. On the basis of this observation, several unsymmetrical 1,1-bisindolylmethanes were synthesized from 2,5-dihydroisobenzofuran and isochroman, in generally good to high yields (Fig. 19).

Studies were conducted to gain mechanistic insight. For this, the monoalkylation product from the reaction of 5-nitroindole



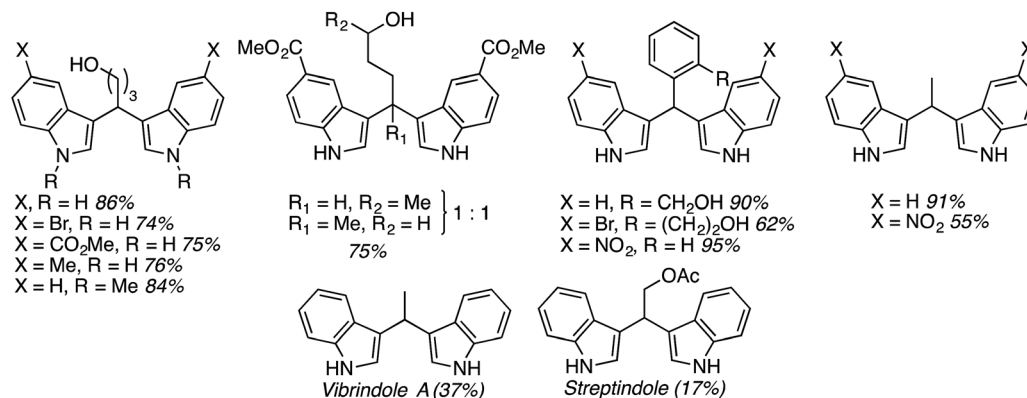


Fig. 18 1,1-Bis-indolylmethane derivatives prepared and their yields.

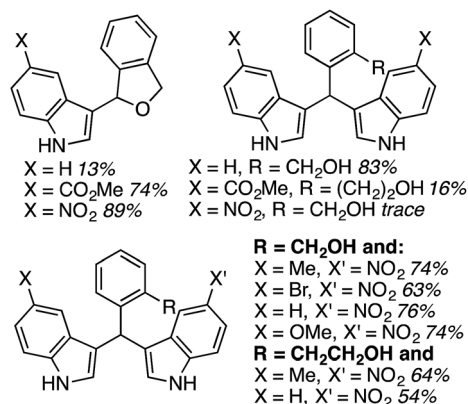


Fig. 19 Ratio of products as a function of the indole substituent (top) and unsymmetrical compounds synthesized (bottom).

and 2,5-dihydroisobenzofuran was prepared. This product was used in a competitive reaction with indole and 5-carbomethoxyindole. The overall product yield was 70% and, notably, the product from indole predominated over that from 5-carbomethoxyindole by 6 : 1. This also indicated that the second step is akin to a Friedel–Crafts process, where the electron-deficient nucleophile is expected to be slower reacting. In support of this, a competitive reaction between indole and 5-carbomethoxyindole with THF gave a nearly 1 : 1 yield of the two symmetrical bisindolyl products, indicating that the first mono-alkylation step is independent of the indole ring electronics.

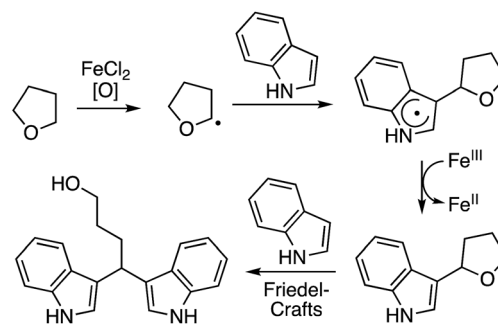
Reaction with 1,3-dideuterioindole and THF led to no deuterium incorporation in the product. Furthermore, a reaction of indole and THF was completely prevented by a radical inhibitor, TEMPO. Thus, a proposed plausible mechanism is shown in Scheme 39.

C.2.a.ii. Fe-Catalyzed cascade cyclization CDC reaction leading to oxindoles. An interesting C–C bond-forming CDC reaction is, in fact, a cascade-type process where a radical generated α to an ether oxygen atom adds to an olefin of an *N*-arylacrylamide, eventually resulting in cyclization to oxindoles.⁵³ From among a variety of iron catalysts, FeCl₂, FeCl₃, FeBr₃, Fe(acac)₂ and CuCl₂, FeCl₃ was optimal in combination

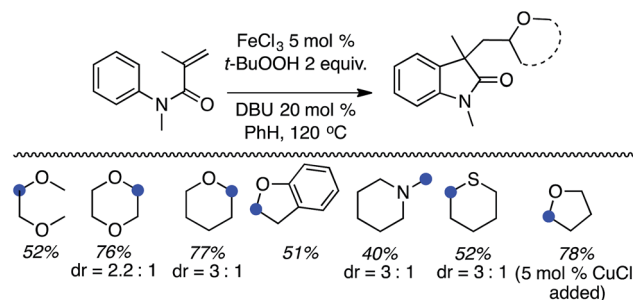
with a ligand and *t*-BuOOH. DABCO, TMEDA, DMAP, 4-aminopyridine and DBU were tested as ligands, from which DBU was selected.

Initially, a series of ethers, an amine and a thioether were reacted with *N*-methyl-*N*-phenylmethylacrylamide (Scheme 40, blue dots represent the point of C–C bond formation). Reactions with THF generally needed the addition of 5 mol% of CuCl₂.

A range of oxindoles, summarized in Fig. 20, was then synthesized *via* this approach. Notably, in two cases regioisomeric products were obtained and the reaction failed when no substituent was present on the nitrogen atom or when the nitrogen atom bore an acetyl group.



Scheme 39 A plausible mechanism for the formation of 1,1-bis-indolylmethanes.



Scheme 40 Synthesis of oxindoles from *N*-methyl-*N*-phenylmethylacrylamide.



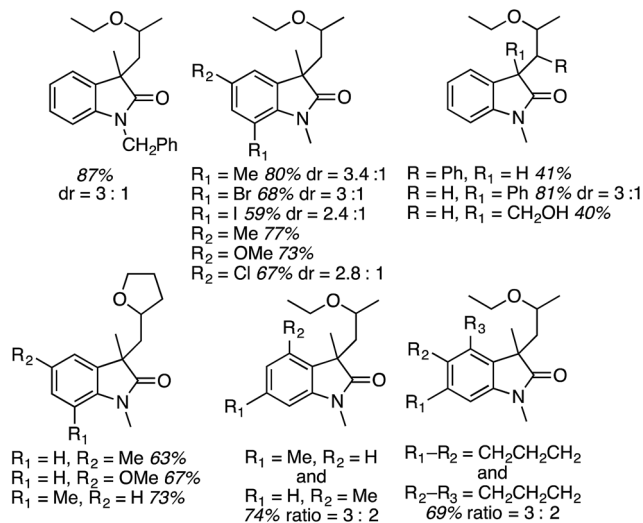
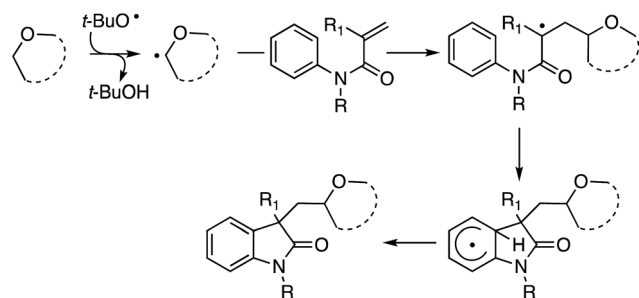


Fig. 20 Various oxindoles synthesized via the cascade CDC cyclization.

Mechanistically, this is also a radical reaction, like the previous example above, which is a recurring theme in almost all other C–H bond activations of ethers. In support of this, there was no observable kinetic isotope effect in: (a) a competitive reaction between the amide and the pentadeutero amide, (b) an intramolecular reaction with an *ortho*-deuterated amide, and (c) reaction with THF- d_8 .

Additionally, when TEMPO was added to a reaction with Et_2O , product formation was completely suppressed, and formation of the Et_2O –TEMPO adduct occurred in a high 91% yield. Thus, in a Fe^{II} – F^{III} redox cycle, $t\text{-BuO}^\bullet$ is formed, which enables the formation of a radical from the ether. Addition of this radical to the olefin of the acrylamide is followed by reaction at the *ortho*-position of the aromatic ring. Loss of a hydrogen radical in the rearomatization step then results in the oxindoles. A portion of the mechanism is shown in Scheme 41.

C.2.b. Ni-Catalyzed CDC reactions of indoles. In 2015, CDC reactions, predominantly of 1,4-dioxane, with indoles were evaluated.⁵⁴ Ni salts, with or without additives, were primarily studied as catalysts, with $(t\text{-BuO})_2$ as an oxidant. One example each of $\text{Co}(\text{acac})_2$, $\text{Cu}(\text{acac})_2$ and $\text{Fe}(\text{acac})_2$, in combination with the same oxidant, were also evaluated. It is important to note



Scheme 41 Mechanism for the formation of oxindoles.

that with indole three possible reaction sites can be envisioned: the nitrogen atom if no substituent is present, and the C2 and C3 positions. The Co, Cu and Fe catalysts gave <5–30% yields of products from 1,4-dioxane, with C2/C3 alkylation ratios of 5 : 3 to 2 : 3 and, hence, were uninteresting.

The Ni catalysts, however, showed more promise and a summary of the catalyst/additive analysis is shown in Table 2. Notably, in each case C2 and C3 alkylation products were observed. However, the additives had an important influence on these ratios.

With $\text{Ni}(\text{acac})_2$ and PPh_3 , C2 alkylation was slightly preferred over that at C3 (entry 6). However, with $\text{Zn}(\text{OTf})_2$ C3 alkylation was preferred over C2 by 19 to 1 (entry 7), and the yield improved with the use of an argon atmosphere, while the ratio remained constant. Notably, reducing the amount of oxidant only reduced the overall yield, not the C2/C3 alkylation ratio. Thus, the conditions in entry 8 were chosen for CDC reactions at the C3 and the products prepared are shown in Fig. 21.

As can be seen from Fig. 21, the reaction is quite general to a wide range of indoles, and even when a C2 substituent is absent the reaction occurs at the C3 position with very good selectivity. Only with 5-methylindole was a 5 : 1 ratio of C3/C2 alkylation observed. The reaction conditions are also well suited for 2-substituted and 1,2-disubstituted indoles.

The conditions in Table 2 also provided insight into a possible catalytic system for C2 alkylation, *i.e.*, the $\text{NiF}_2/\text{PPh}_3$ combination (entry 13). Using this combination, complementary CDC reactions at the C2 position could be conducted with

Table 2 Analysis of Ni catalysts with or without additives for the reaction of indole with 1,4-dioxane^a

Entry	Ni salt	Additive	Solvent	Yield, C2 : C3 ratio
1	$\text{Ni}(\text{acac})_2$	None	None	18%, 3 : 2
2	$\text{Ni}(\text{acac})_2$	None	None	35%, 2 : 1 ^b
3	$\text{Ni}(\text{acac})_2$	None	1,4-Dioxane	63%, 3 : 2
4	$\text{Ni}(\text{acac})_2$	None	MeCN	Not available
5	$\text{Ni}(\text{acac})_2$	None	DMF	Not available
6	$\text{Ni}(\text{acac})_2$	PPh_3	1,4-Dioxane	71%, 3 : 2
7	$\text{Ni}(\text{acac})_2$	$\text{Zn}(\text{OTf})_2$	1,4-Dioxane	68%, 1 : 19
8	$\text{Ni}(\text{acac})_2$	$\text{Zn}(\text{OTf})_2$	1,4-Dioxane	76%, 1 : 19 ^c
9	$\text{Ni}(\text{acac})_2$	$\text{Zn}(\text{OTf})_2$	1,4-Dioxane	51%, 1 : 19 ^d
10	$\text{Ni}(\text{OAc})_2$	PPh_3	1,4-Dioxane	26%, 2 : 1
11	NiCl_2	PPh_3	1,4-Dioxane	16%, 2 : 1
12	$\text{Ni}(\text{OH})_2$	PPh_3	1,4-Dioxane	44%, 5 : 1
13	NiF_2	PPh_3	1,4-Dioxane	72%, 9 : 1
14	NiF_2	$\text{Zn}(\text{OTf})_2$	1,4-Dioxane	47%, 4 : 3
15	NiF_2	None	1,4-Dioxane	49%, 9 : 1

^a Catalyst = 10 mol%, additive (when used) = 10 mol%, $(t\text{-BuO})_2$ = 2 equiv., reaction temperature = 120 °C. ^b Reaction was conducted at 130 °C. ^c Reaction was conducted under argon. ^d Reaction with 1.2 equiv. of $(t\text{-BuO})_2$.



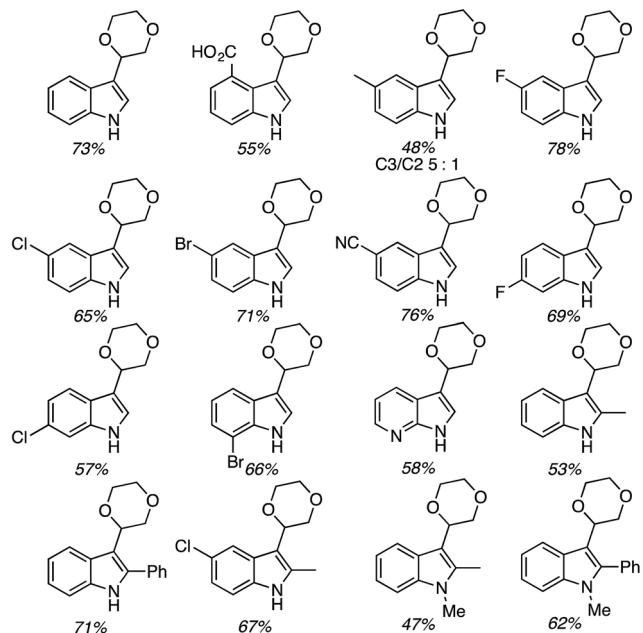


Fig. 21 C3 alkylation of indole with 1,4-dioxane using Ni(acac)₂/Zn(OTf)₂.

a range of indoles (Fig. 22). Among the substrates tested was one example of a 1-substituted and two examples of 2-substituted indoles, as well as one example of benzofuran.

All of the indoles tested underwent satisfactory reactions and those with electron-donating groups generally gave lower yields than those with electron-withdrawing substituents. Other substrates were tested in reactions with indole under the two sets of conditions identified and the results are summarized in Table 3. Notably, with DMF *N,N*-dimethyl-1*H*-indole-1-carboxamide was formed as the product.

Table 3 Reactions of other substrates with indole

Entry	Substrate	C3 product ^a	C2 product ^b
1		56%	53%
2		69% ^c	66% ^c
3		79%	Trace
4		Trace	57%
5		Trace	Trace
6		None	None

^a Using Ni(acac)₂/Zn(OTf)₂/(*t*-BuO)₂ at 120 °C. ^b Using NiF₂/PPh₃/(*t*-BuO)₂ at 120 °C. ^c Reaction occurs at the C4 position of 1,3-dioxolane.

Reactions of indole and 1,4-dioxane under each set of reaction conditions were inhibited upon addition of TEMPO, and in both cases the 1,4-dioxane-TEMPO adduct was isolated in 16–18% yield. Formation of the product was not observed in either case, indicating that radical processes are likely occurring. Further, two indole substrates shown in Fig. 23 were reacted with 1 : 1 1,4-dioxane/1,4-dioxane-*d*₈, under the two separate, optimized conditions. The *k*_H/*k*_D values observed are shown

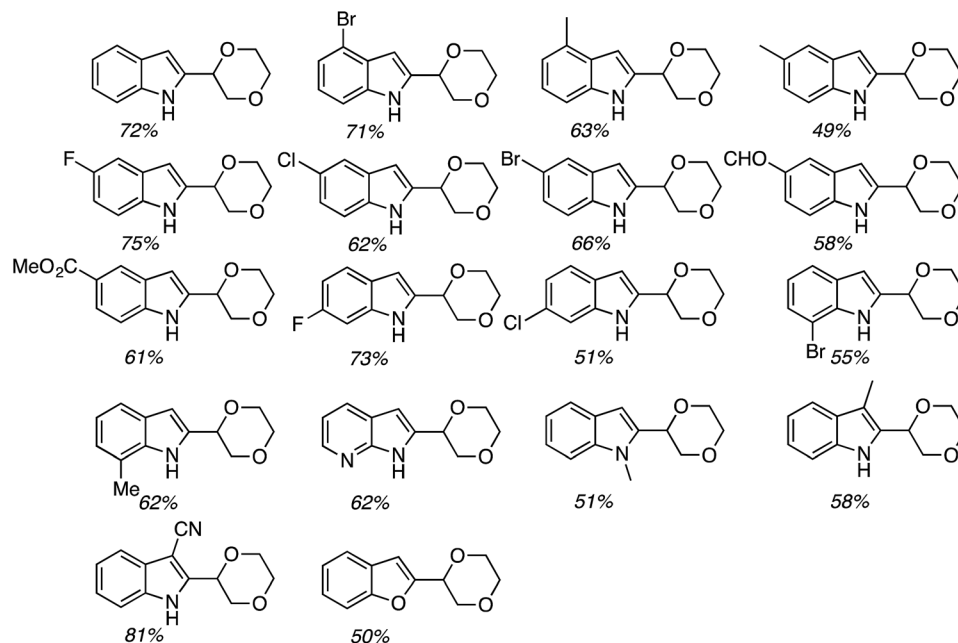


Fig. 22 C2 alkylation of indoles and a benzofuran with 1,4-dioxane using NiF₂/PPh₃.



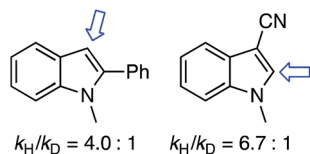


Fig. 23 Two indoles used in competitive reactions with 1,4-dioxane/1,4-dioxane- d_8 .

below each structure, indicating that C–H bond breakage in the ether, possibly through a radical mechanism, may be involved in the rate-limiting step.

C.2.c. Metal-free CDC reactions of indoles. In this category of reactions two different reports have appeared. In one, reactions of indoles with isochroman and a few other ethers were investigated, with CDC reactions occurring at the C3 position. In the second, predominantly 3- and some 2-substituted indoles were reacted with 1,4-dioxane and other ethers. Each is discussed separately below.

C.2.c.i. Metal-free CDC reaction of indoles with isochroman and other ethers. In 2015, reactions of isochromans and indoles were investigated in the presence of oxidants, but in the absence of metal catalysts.⁵⁵ The oxidants evaluated were O_2 , t -BuOOH, $(t$ -BuO) $_2$, DDQ, $(PhCOO)_2$ and $(t$ -BuO) $_2$. From these, t -BuOOH and $(t$ -BuO) $_2$ emerged as promising, yielding in addition to the desired CDC product, small amounts of isochroman-1-one. The use of an argon atmosphere depressed the yield slightly as compared to air. Using a set of optimized conditions that

involved 1.2 equiv. of $(t$ -BuO) $_2$ under air atmosphere at 120 °C, several indoles were reacted with isochroman. The products and yields are shown in Fig. 24.

The yields were generally good, however, the presence of an N -methyl group appears to be one feature that is yield lowering. A methyl group elsewhere is not as problematic, an aldehyde is also tolerated reasonably well, and a phenolic hydroxyl group did not pose difficulties. Other ethers were tested and the products of these reactions are shown in Fig. 25. Here, chroman and isochroman-3-one were not suitable substrates for these CDC reactions.

A neat reaction of isochroman with $(t$ -BuO) $_2$ in the absence of indole resulted in a good yield of isochroman-1-one. However, isochroman-1-one is not an intermediate to the product because no product was formed from it and indole under the reaction conditions. Also, no reaction occurred in the absence of the oxidant, and the reaction was suppressed by the addition of TEMPO. Clearly, this reaction appears to be a radical process as well and a plausible mechanism is shown in Scheme 42.

C.2.c.ii. Metal-free CDC reactions of indoles with 1,4-dioxane and other ethers. In 2016, metal-free CDC reactions of mainly 3-carboxylic esters, aldehyde and nitrile derivatives of indole, and a few 2-carboxylic esters of indole with 1,4-dioxane were reported, with only an oxidant.⁵⁶ In a screening of conditions, t -BuOOH, $K_2S_2O_8$ and $(PhCOO)_2$ yielded no product at 140 °C. On the other hand, 1.5 equiv. of $(t$ -BuO) $_2$ or t -BuOOCOPh resulted in product formation, with the former being superior. The amount of $(t$ -BuO) $_2$ was critical and even 2.0 equiv. caused

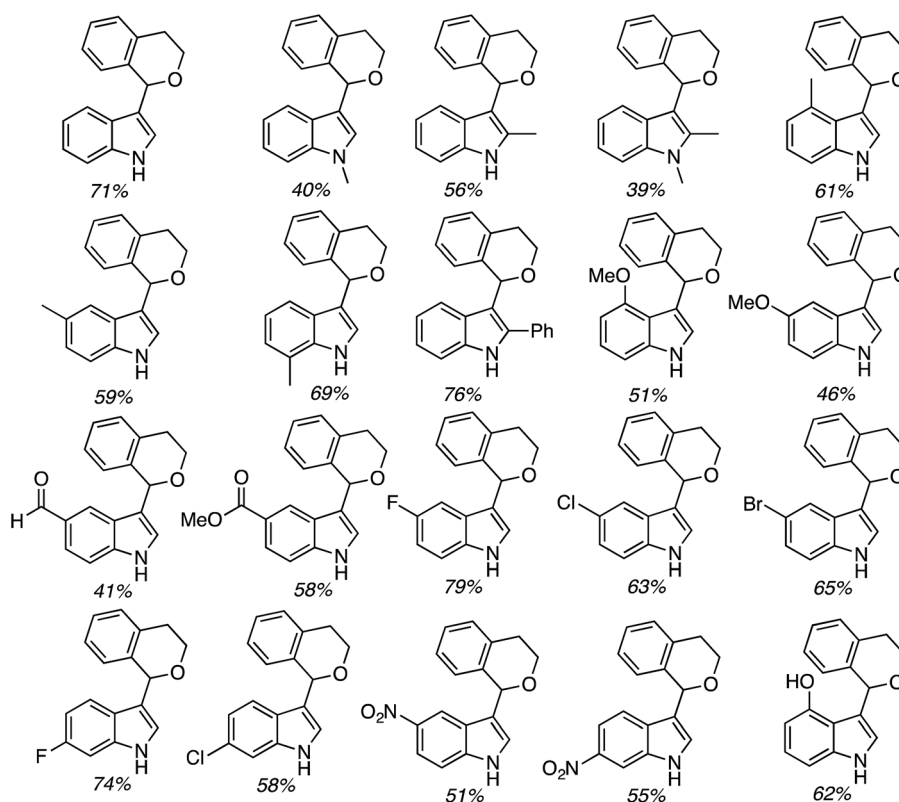


Fig. 24 Uncatalyzed CDC reactions of indoles with isochroman.



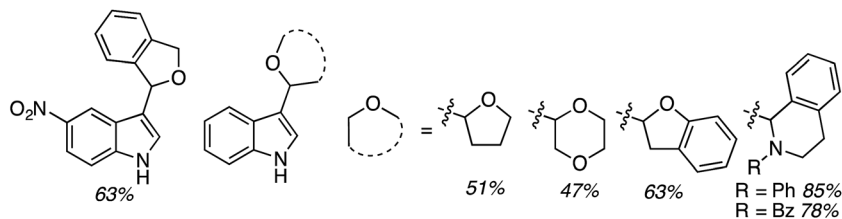
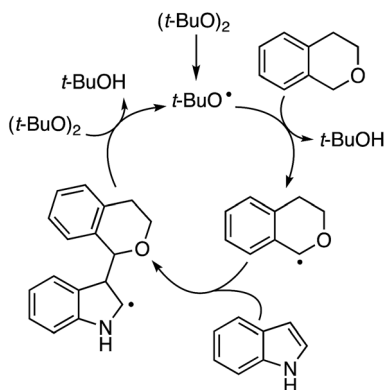


Fig. 25 Other ethers tested in the metal-free CDC reactions with indoles.



Scheme 42 A plausible mechanism for the CDC reaction of indole with isochroman.

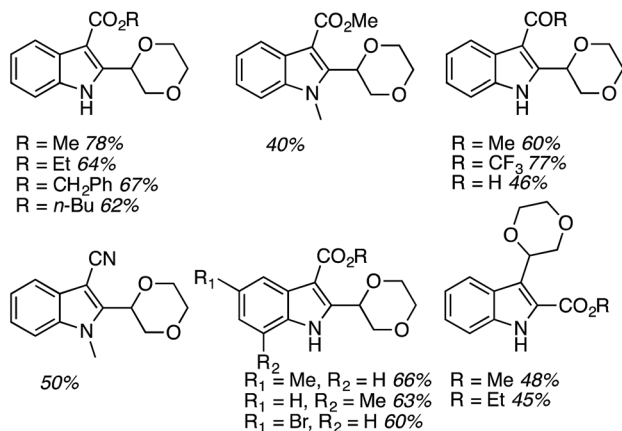


Fig. 26 Uncatalyzed CDC reactions of 3- and 2-substituted indoles with 1,4-dioxane.

a lowered product recovery. Additives such as $\text{Pd}(\text{OAc})_2$, CuI and KI did not alter the yield that was obtained with just the peroxide. On the other hand, $n\text{-Bu}_4\text{N}^+\text{I}^-$ caused a substantial decrease in yield.

On the basis of the screening exercise, several indoles and 1,4-dioxane were reacted using 1.5 equiv. of $(t\text{-BuO})_2$ at 140°C , under a nitrogen atmosphere. These results are shown and are shown in Fig. 26.

Generally the product yields were good, and as with reactions of isochroman described in Section C.2.c.i.,⁵⁵ substrates with a methyl group on the nitrogen atom and a formyl group gave lowered yields. CDC reactions with the 2-carboxylic esters gave lower yields as compared to the 3-carboxylic analogues. These data can be seen in Fig. 26.

Subsequently CDC reactions of methyl 1*H*-indole-3-carboxylate with other ethers and four cycloalkanes were evaluated. These results are summarized in Fig. 27. Notably, cycloalkanes also underwent CDC reactions in modest to good yields. Just as with CDC reactions of the isomeric indole carboxylic esters with 1,4-dioxane, an indole-2-carboxylic ester underwent reaction with cyclohexane with a yield lower than the 3-carboxylic ester isomer. Notably, both 1,3-dioxane and 1,3-dioxolane underwent reactions at the C4 position, flanked by one oxygen atom, and not at the C2 atom. This is comparable to the Ni-catalyzed reactions described in C.2.b. (see Table 3).⁵⁴

Mechanistically, this too should be a radical process, just as the reactions of isochroman described in C.2.c.i.,⁵⁵ proceeding via a similar pathway (Scheme 42). KIE measurement (Scheme 43) gave a $k_{\text{H}}/k_{\text{D}}$ value of 3.3. The use of TEMPO resulted in only a trace amount of product, and the 1,4-dioxane-TEMPO adduct was isolated in 60% yield. Thus, C–H bond cleavage by $t\text{-BuO}^\bullet$ is likely involved in the rate-limiting step.

C.2.c.iii. Addition to a vinylogous imine. An interesting reaction involving indoles was reported after this manuscript

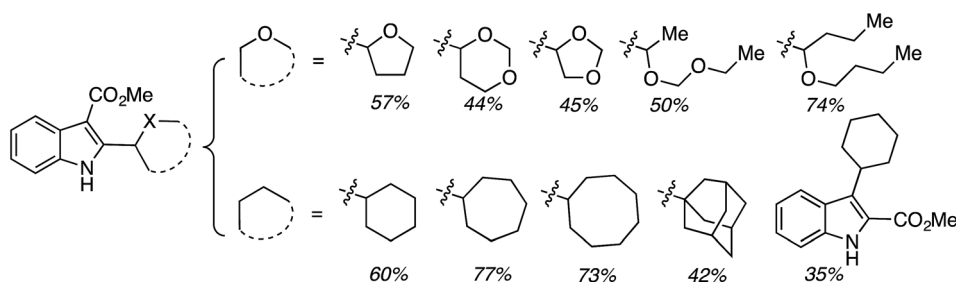
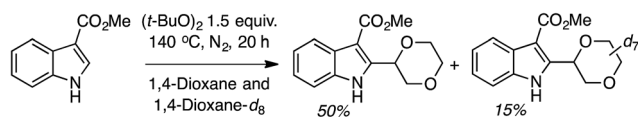


Fig. 27 CDC reactions of indole carboxylic esters with other ethers and cycloalkanes.





Scheme 43 KIE measurement in the reaction of methyl 1*H*-indole-3-carboxylate with 1,4-dioxane and 1,4-dioxane-*d*₈.

was reviewed. This is the addition of an ether-derived radical to a vinylogous imine derived from indole.⁵⁷ Whereas this is not formally a CDC type reaction, it is worth considering this transformation within the context of C–C bond formation with indoles. The concept relies on the elimination of a *p*-Ts group from a 3-indolylmethane derivative, followed by the addition of a radical derived from an ether (see scheme above Table 4). Because the reaction requires an elimination, various bases (K_2CO_3 , CS_2CO_3 , NaOH and Et_3N) were tested. Optimal results were obtained with 1 equiv. of K_2CO_3 in $(t-BuO)_2$, at 120 °C (2 M substrate concentration in the peroxide).

In every case the *anti* isomer was the major product. The yield with an indole that had no substituent at the 2-position was lower than 50% (entry 12). With 1,2-DME three products, that are shown in Fig. 28, were obtained in a 45% yield. Reaction at the 2° carbon atom resulted in two diastereomers, and the third product was formed by reaction at the 1° carbon atom. The ratio of these products was 1 : 1 : 1.3, indicating a preference for reaction at the 2° carbon center. However, with this acyclic ether the *anti/syn* preference was equal.

From a mechanistic standpoint, this is a radical reaction with $t-BuO^\bullet$, produced from the peroxide, generating a radical at the α -position to the ether oxygen. This ether radical reacts with

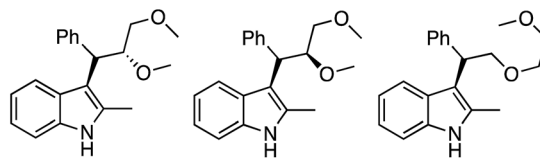


Fig. 28 Three products obtained from the reaction of indole with 1,2-DME.

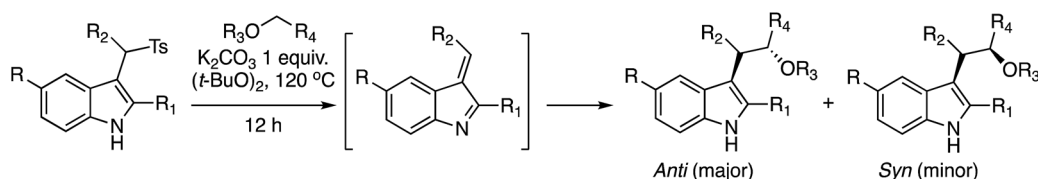
the vinylogous imine formed from the indole and K_2CO_3 (see scheme above Table 4). The ensuing nitrogen-centered radical is ultimately converted to the product.

C.3. Formation of C–N bonds with heteroaromatic compounds

Several reports have appeared on the oxidative-amination reactions of ethers with heteroaromatic compounds, resulting in the formation of a C–N bond. Products from these reactions are hemiaminal ethers. This area involves a serendipitous result involving Rh-catalysis and oxidative amination reactions with Fe, Cu and Ru catalysts. In addition, reactions not involving metals, such as *via* the use of catalytic $n-Bu_4N^+I^-$, and uncatalyzed processes have also emerged recently. Related to the reactions of ethers with heteroaryls, recently, uncatalyzed reactions of alcohols with heteroaryls have also been reported, also as a cascade process. All of these are described in the following topics.

C.3.a. Rh catalysis. An early indication on the potential utility of Rh-catalysts for C–H bond activation of ethers emerges from studies on the C–H bond activation of aldehydes, followed

Table 4 Reactions of 3-tosylmethyl indoles with ethers in the presence of a base and $(t-BuO)_2$



Entry	R, R ₁ , and R ₂	Ether	<i>anti</i> : <i>syn</i>	Yield
1	R = H, R ₁ = Me, R ₂ = Ph	1,4-Dioxane	1.9 : 1	67%
2	R = H, R ₁ = R ₂ = Ph	1,4-Dioxane	1.5 : 1	71%
3	R = R ₁ = Me, R ₂ = Ph	1,4-Dioxane	1.9 : 1	64%
4	R = Cl, R ₁ = Me, R ₂ = Ph	1,4-Dioxane	1.8 : 1	69%
5	R = H, R ₁ = Me, R ₂ = 4-Me-Ph	1,4-Dioxane	2.0 : 1	62%
6	R = H, R ₁ = Me, R ₂ = Ph	Tetrahydropyran	1.3 : 1	61%
7	R = H, R ₁ = R ₂ = Ph	Tetrahydropyran	1.7 : 1	80%
8	R = R ₁ = Me, R ₂ = Ph	Tetrahydropyran	1.7 : 1	65%
9	R = Cl, R ₁ = Me, R ₂ = Ph	Tetrahydropyran	1.5 : 1	59%
10	R = H, R ₁ = Me, R ₂ = 4-Me-Ph	Tetrahydropyran	1.7 : 1	70%
11	R = H, R ₁ = Me, R ₂ = 2-F-Ph	Tetrahydropyran	1.3 : 1	61%
12	R = R ₁ = H, R ₂ = Ph	Tetrahydropyran	1.2 : 1	45%
13	R = H, R ₁ = Me, R ₂ = Ph	THF	2.0 : 1	64%
14	R = H, R ₁ = R ₂ = Ph	THF	1.6 : 1	63%
15	R = H, R ₁ = Me, R ₂ = 4-Me-Ph	THF	2.0 : 1	48%
16	R = H, R ₁ = CO ₂ Et, R ₂ = Ph	THF	1.3 : 1	60%

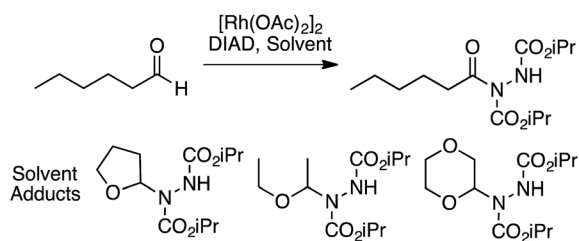


by reaction with azodicarboxylates.⁵⁸ While this does not involve C–N bond formation with a heteroaromatic compound, it is interesting to note this reaction within the current context. In the solvent screening (Scheme 44), products arising from the reaction of diisopropyl azodicarboxylate with THF, Et₂O and 1,4-dioxane were observed. However, the amounts of products arising from Et₂O and 1,4-dioxane were lower than those from THF.

C.3.b. Fe-Catalyzed reactions

C.3.b.i. Fe-Catalyzed oxidative aminations of imidazoles and benzimidazoles. Generally easy to use, earth abundant, Fe-based catalysts are obvious choices as catalytic systems. In 2010, a series of Fe salts were screened, in combination with *t*-BuOOH for effecting C–N bond-forming reactions between imidazole and THF.⁵⁹ From among FeCl₂, FeBr₂, FeCl₃, Fe(OAc)₂, Fe(CO)₉, Fe(acac)₃ and FeCl₃·6H₂O, 2.5 mol% of FeCl₃·6H₂O and 3 equiv. of *t*-BuOOH gave high product yields in DCE at 80 °C. Subsequently, four different conditions were used for the reactions of several imidazoles, one pyrazole and 1,2,4-triazole with THF (conditions 1: 10 equiv. of THF, 3 equiv. of *t*-BuOOH, DCE, 80 °C; conditions 2: 5 equiv. of *t*-BuOOH, 4 Å MS, EtOAc, 80 °C; conditions 3: THF as solvent, 3 equiv. of *t*-BuOOH, 80 °C; conditions 4: THF as solvent, 5 equiv. of *t*-BuOOH, 4 Å MS, 80 °C). These conditions were then compared and the data are shown in Fig. 29 (although the communication reports NMR yields as well, only isolated yields are shown as this is more relevant to synthetic utilities).

Next, benzimidazoles were studied in generality evaluations with other ethers. Reactions of imidazoles, a pyrazole and 1,2,4-triazole with THF were evaluated but not with other ethers. Reactions of benzimidazole were conducted with 10 equiv. of the ether, 5 equiv. of *t*-BuOOH and 4 Å MS, in EtOAc as the



Scheme 44 Rh-Mediated reaction of ethers with diisopropyl azodicarboxylate.

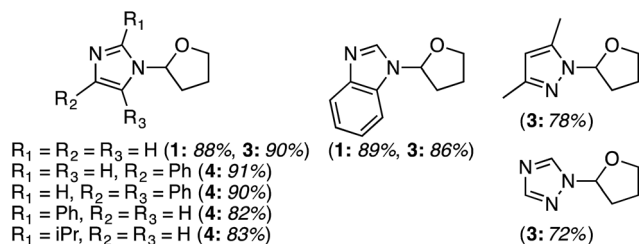


Fig. 29 Fe-Catalyzed reactions of imidazoles, benzimidazole, pyrazole and 1,2,4-triazole with THF. Conditions 1, 2 and 4 are shown in parentheses along with yields.

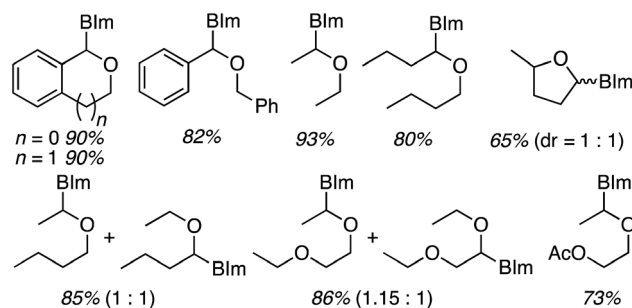


Fig. 30 Products from oxidative-amination reactions of benzimidazole and ethers. Blm = 1*H*-benzimidazol-1-yl.

solvent, at 80 °C. The only exception was with 2-methyl THF, where it was used as the solvent. Results from the reactions of symmetrical and unsymmetrical ethers are shown in Fig. 30.

Good product yields were observed in most cases (Fig. 30 only lists the isolated yields and not the NMR yields). With 2-methyl THF exclusive regioselectivity was observed at the less-hindered carbon (erroneously termed regioselectivity), with the formation of diastereomers in a 1 : 1 ratio. With unsymmetrical butyl ethyl ether and 1,2-diethoxyethane, regioisomeric products were formed in 1 : 1 ratios. An interesting electronic effect comes to light in the reaction of 2-ethoxyethyl acetate. Here, exclusive formation of a single product was observed. When comparing this to the reaction of 1,2-diethoxyethane, the acetoxy group prevents reaction at the carbon atoms of the ethylene glycol moiety.

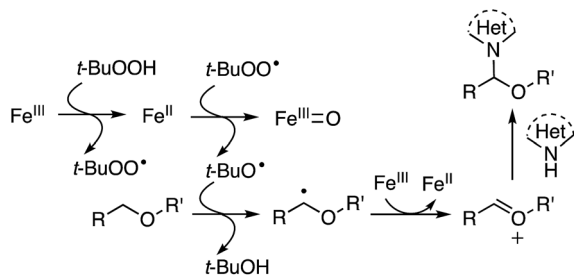
Because imidazolium compounds are highly important as both carbene precursors as well as ionic liquids, the Fe-catalyzed synthesis of three imidazolium salts was investigated. The product arising from the reaction of THF with imidazole was alkylated with MeI, CH₂=CHCH₂Br and PhCH₂Br. Only NMR yields are reported and they are 98, 96 and 95%, respectively.

A competitive reaction of THF with imidazole, 3,5-dimethylpyrazole and 1,2,4-triazole was conducted in order to gain insight into the relationship of azole nucleophilicities and their p*K*_a values. Three C–N products were isolated in a 1 : 0.77 : 0.8 ratio, leading the authors to conclude that conjugate base nucleophilicity rather than azole acidity correlates with azole reactivity. As a repeating theme, the addition of TEMPO completely suppressed product formation, and a competitive reaction of THF and THF-*d*₈ with imidazole gave a *k*_H/*k*_D value of 4.0 : 1, indicating again that ether C–H bond scission is likely involved in the rate-limiting step.

On the basis of Gif chemistry,⁶⁰ it is plausible to infer that Fe^{III} is converted to Fe^{II} *via* reaction with *t*-BuOOH, releasing *t*-BuOO[•]. Either this species or *t*-BuO[•] formed in the reoxidation of Fe^{II} to Fe^{III} with the peroxy radical can cause hydrogen atom abstraction from the ether. Reduction of the Fe^{III} intermediate with the newly formed ether-based radical will then result in an oxocarbenium ion and the reformation of Fe^{II} (Scheme 45).

C.3.b.ii. Fe-Catalyzed oxidative aminations of benzimidazoles and benzotriazoles. Complementary FeCl₃-centric CDC reactions of diarylmethanes (not described in this review) with





Scheme 45 A potential reaction mechanism involving an $\text{Fe}^{\text{III}}-\text{Fe}^{\text{II}}$ redox cycle.

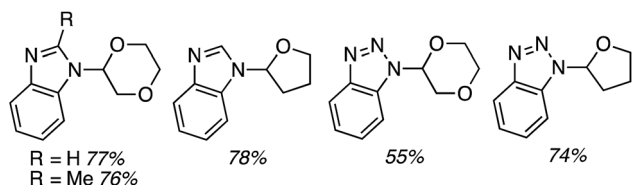


Fig. 31 Reactions of benzimidazole, 2-methylbenzimidazole and benzotriazole with 1,4-dioxane and THF.

benzimidazole and benzotriazole were reported in 2012.⁶¹ DDQ, Ag_2CO_3 , O_2 , $(t\text{-BuO})_2$, $(\text{PhCOO})_2$ and $t\text{-BuOOH}$ were analyzed as oxidants, in solvents such as DCE, DMSO, PhCl, MeCN and PhNO_2 . The best reaction occurred with 20 mol% of FeCl_3 in neat $t\text{-BuOOH}$ at 100 °C. Reactions of 1,4-dioxane and THF with benzimidazole, 2-methylbenzimidazole and benzotriazole are reported, using 20 mol% of FeCl_3 in 5 equiv. of $t\text{-BuOOH}$ at 100 °C. Products from these reactions are shown in Fig. 31. A mechanism shown in Scheme 45 can be envisioned here as well

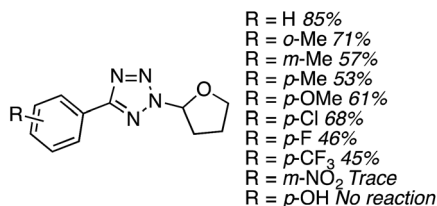


Fig. 32 $\text{FeCl}_3 \cdot 6\text{H}_2\text{O}/t\text{-BuOOH}$ mediated reactions of 5-aryltetrazoles with THF.

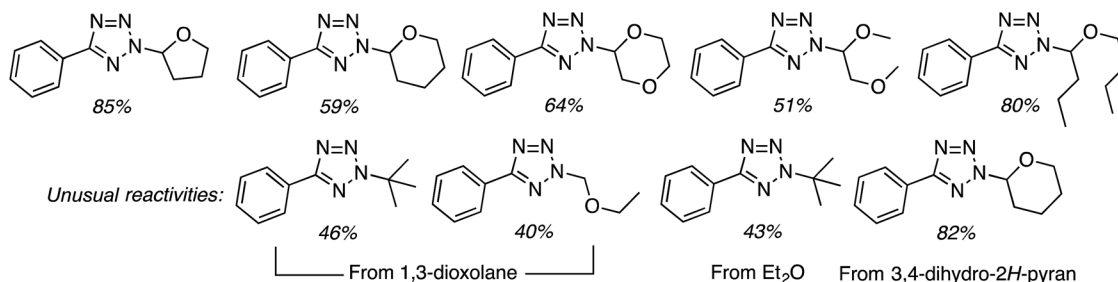


Fig. 33 Reactions of 5-phenyl-1H-tetrazole with other ethers (EtOAc was used as the reaction solvent except with 1,4-dioxane, where DCE was used).

because this reaction involves $\text{FeCl}_3/t\text{-BuOOH}$. A slightly better product yield was observed in the reaction of benzimidazole and THF in section C.3.b.i.⁵⁹

C.3.b.iii. *Fe-Catalyzed oxidative aminations of 1,2,3,4-tetrazoles.* Along similar lines to the Fe-catalyzed processes described in the preceding two sections, in 2015 5-aryltetrazoles were subjected to oxidative-amination reactions with ethers.⁶² Initial tests of conditions were performed with 5-phenyl-tetrazole and THF. $\text{FeCl}_3 \cdot 6\text{H}_2\text{O}$, FeCl_3 , FeBr_3 , $\text{Fe}(\text{acac})_3$, FeCl_2 and $\text{Fe}(\text{OAc})_2$ were tested in various combinations with $t\text{-BuOOH}$ as well as one reaction each with $\text{FeCl}_3 \cdot 6\text{H}_2\text{O}$ and H_2O_2 or $(t\text{-BuO})_2$. The optimal combination was 5 mol% of $\text{FeCl}_3 \cdot 6\text{H}_2\text{O}$ and 5 equiv. of $t\text{-BuOOH}$, at 90 °C in EtOAc. While modest to good product yields were obtained in reactions of several 5-aryltetrazoles and THF, reactions with precursors containing a nitro group and a phenolic hydroxyl were not productive. Results from these reactions are shown in Fig. 32.

Next, 5-phenyl-1H-tetrazole was reacted with a series of ethers (Fig. 33). In these, reactions with THF, THP, 1,4-dioxane, 1,2-DME and di-*n*-butyl ether proceeded as anticipated. However, some unusual products were obtained with others. With 1,3-dioxolane, the desired product was not observed, but rather the *N*-*t*-butyl and ethoxy methyl products were obtained. The *N*-*t*-butyl tetrazole was also obtained with Et_2O , and with 3,4-dihydro-2H-pyran the 1,2-addition product, which is identical to that obtained from the reaction of THP, was obtained.

As with all previous reactions and, specifically, the $\text{Fe}/t\text{-BuOOH}$ mediated reactions described previously, TEMPO inhibited formation of the product in a reaction of 5-phenyl-1H-tetrazole and THF. Also, competitive reaction of this tetrazole with THF and THF- d_8 gave a $k_{\text{H}}/k_{\text{D}}$ value of 2.7 : 1 (compared to the value of 4.0 obtained in the reaction of imidazole in C.3.b.i.).⁵⁹

C.3.c. Cu-Catalyzed reactions

C.3.c.i. *Cu-Catalyzed oxidative aminations of indoles.* In sections C.2.b. and C.2.c. CDC reactions leading to C–C bond formation at the C2 and C3 positions of indole have been discussed.^{54–56} In 2015,⁶³ Cu-catalyzed C–N bond formation between indole and ethers, was disclosed. This study also included reactions of carbazoles, which is in effect a benzoannulated indole.

Optimizations were carried out with methyl 1H-indole-3-carboxylate and THF using a variety of Cu salts such as CuCl_2 ,

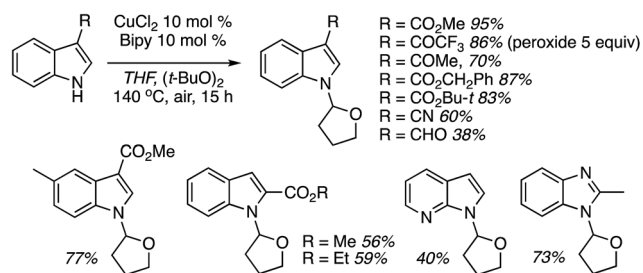


CuBr₂, Cu(OAc)₂, CuBr, CuO and CuCl₂ in combination with pyridine-based or amine ligands, and (*t*-BuO)₂ at 140 °C. From these, the combination of 10 mol% each of CuCl₂ and 2,2'-bipyridine (bipy) and 3 equiv. of (*t*-BuO)₂, at 140 °C provided efficient reaction, and this combination was used for analysis of the reaction scope (Scheme 46).

A variety of indoles with electron-withdrawing substituents at the 3-position reacted with generally good yields. The placement of ester substituents at the 2-position resulted in significantly lower yields, just as in the uncatalyzed CDC reactions of indoles leading to C–C bond formation, described in C.2.c.ii.⁵⁶ A formyl group was tolerated but gave a poor yield, 7-azaindole also reacted successfully, albeit modestly, and 2-methylbenzimidazole gave a good product yield. Notably, the use of air gave a slightly higher product yield as compared to a nitrogen atmosphere, as exemplified in the reaction of methyl 1*H*-indole-3-carboxylate with THF (95% under an air atmosphere *versus* 87% under a nitrogen atmosphere).

The same reaction conditions were utilized for reactions of carbazoles with THF. While generally good to excellent product yields were obtained, there is possibly a steric effect because 2-methylcarbazole gave the lowest (43%) yield of product (Fig. 34).

While the preceding reactions involved only THF, a series of ethers were then tested for reactivity with methyl 1*H*-indole-3-



Scheme 46 CuCl₂/(*t*-BuO)₂ mediated C–N bond formation of indoles and a benzimidazole.

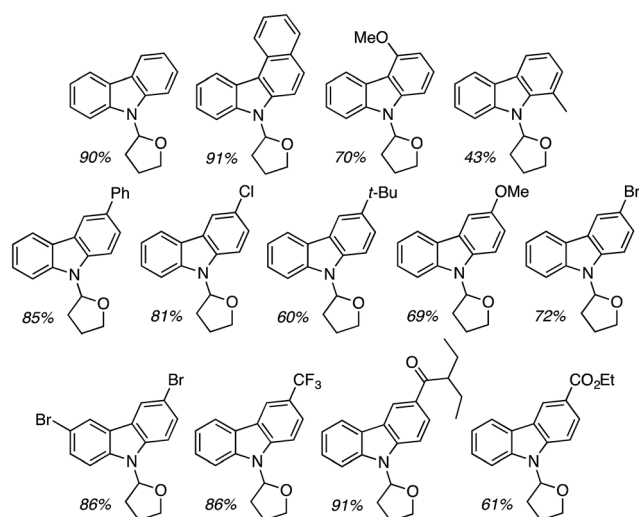


Fig. 34 Reactions of carbazoles with THF.

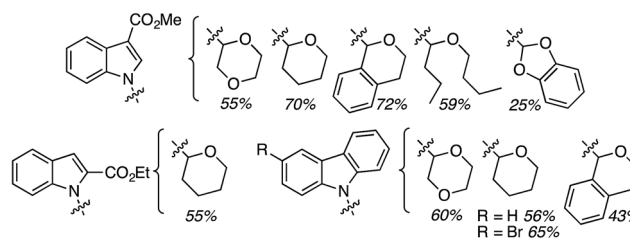
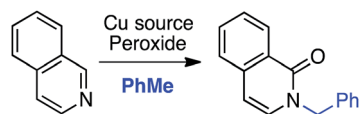


Fig. 35 Oxidative-amination reactions of two indoles and two carbazoles with ethers.

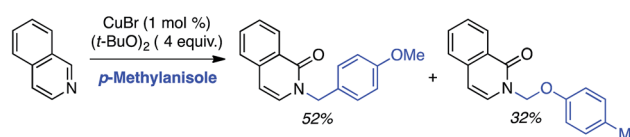
carboxylate, ethyl 1*H*-indole-2-carboxylate and carbazole. Generally, the yields ranged from low to good (data in Fig. 35).

In mechanistic investigations, the reaction of carbazole with THF was almost completely suppressed upon addition of TEMPO, resulting in only a trace of product and a reasonable yield of the THF-TEMPO adduct (30%). In a competitive reaction of THF/THF-*d*₈ a KIE value of 4.0 was observed, indicating that the reactions are potentially radical processes and that cleavage of the C–H bond in the ether is likely involved in the rate-limiting step. Copper catalysis, thus, offers complementary reactivity to Ni(acac)₂/Zn(OTf)₂ and NiF₂/PPh₃, as well as uncatalyzed CDC reactions of indoles.^{54–56}

C.3.c.ii. *Cu*-Catalyzed reactions of isoquinolines leading to *N*-benzylisoquinolin-1(2*H*)-ones. The Minisci reactions described in C.1.f. involve C–C bond-forming reactions of quinolines and isoquinolines with ethers and alcohols. Recently, an interesting transformation of isoquinolines leading to *N*-benzylisoquinolin-1(2*H*)-ones was demonstrated (Scheme 47).⁶⁴ For this, 20 mol% of Cu⁰, Cu^I (CuOAc, CuSCN, CuI, CuCl, CuBr and Cu₂O) and CuBr₂ were tested in combination with 2 equiv. of (*t*-BuO)₂ at 120 °C. Among these, only CuBr gave a yield >20%, all of the others gave trace to 17% of product. Other oxidants, *t*-BuOOH, K₂S₂O₈ and dicumyl peroxide, were evaluated in combination with CuBr, but in each case only traces of the product were observed. An increase in the amount of either CuBr or (*t*-BuO)₂ led to yield improvements and, finally, with 1 equiv. CuBr and 4 equiv. of (*t*-BuO)₂ at 100 °C a good 78% yield of *N*-benzylisoquinolin-1(2*H*)-one was attained (Scheme 47).



Scheme 47 Synthesis of *N*-benzylisoquinolin-1(2*H*)-one from isoquinoline and toluene.



Scheme 48 The two products from the reaction of isoquinoline with *p*-methylanisole.



A variety of substituted toluenes were reacted with isoquinoline (7 examples), and toluene was reacted with 4-, 5- and 6-bromoisoquinolines, 8-chloroisoquinoline, phthalazine and quinoline. In each case the corresponding *N*-alkyl amide product was obtained (yields ranged from 37–91%). Notably, in a reaction of isoquinoline with *p*-methylanisole two products were obtained: one from reaction at the benzylic methyl group and the other from reaction at the methoxy carbon (Scheme 48).

On the basis of the foregoing, and of particular relevance to this perspective, five other ethers were tested, and these data are shown in Fig. 36. Reactions with anisole, 1,3-dimethoxybenzene, *p*-bromoanisole and 1,4-dioxane proceeded well. Reaction with 1,2-DME gave, as anticipated, products from reaction at both the 1° and 2° carbon atoms, and reaction at the 2° carbon atom led to the major isomer.

When reactions of *o*- and *p*-bromoanisole were conducted at 120 °C, 2-(*t*-butoxymethyl)isoquinolin-1(2*H*)-one (shown in the dotted box) was obtained. With *o*-bromoanisole, this compound was 25% of the products formed whereas with *p*-bromoanisole it was 50% of the products formed. Formation of this product has been termed “competing exchange reaction”⁶⁴ by the authors.

This methodology has been extended to the synthesis of natural product scaffolds (Scheme 49). The reaction of isoquinoline with *o*-bromoanisole using CuBr and (*t*-BuO)₂ gave the corresponding *N*-(2-bromobenzyl)isoquinolin-1(2*H*)-one. This could be converted, either through Pd-mediated C–C bond formation or through a radical reaction, to the two scaffolds shown in Scheme 49.

In order to understand the mechanism of this transformation, a reaction of benzyl bromide and isoquinoline was

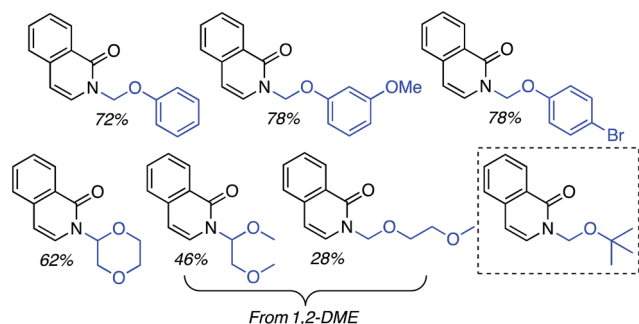
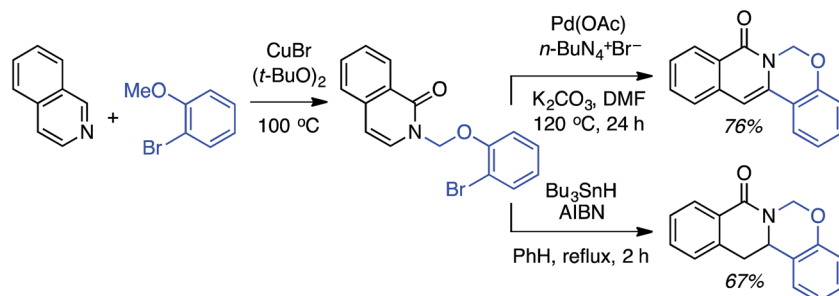


Fig. 36 Products from the reactions of other ethers with isoquinoline.



Scheme 49 Utility of the *N*-benzylation reaction for access to natural product structures.

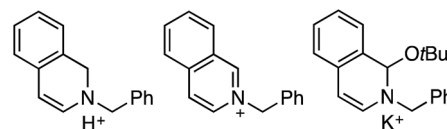
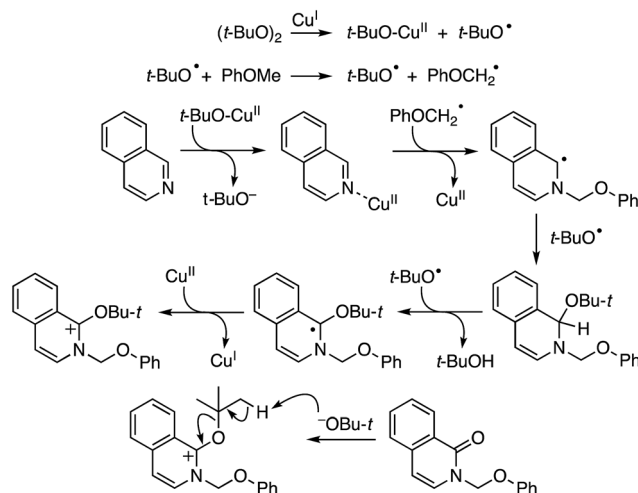


Fig. 37 Cationic intermediates, identified using ESI-MS, in the reaction of isoquinoline with toluene.

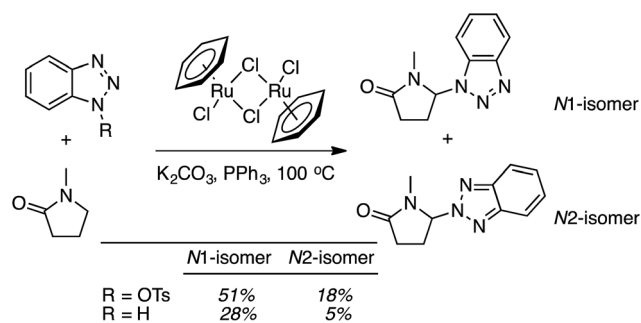


Scheme 50 Plausible mechanism for the reaction of isoquinoline with anisole.

conducted under these reaction conditions. Only a trace of *N*-benzylisoquinol-1(2*H*)-one was formed. On the other hand, a reaction of toluene and isoquinoline, that gave 78% product yield, was fully suppressed in the presence of BHT. This indicates that the reactions are likely radical processes. The use of ESI/MS (positive mode) to monitor the reaction indicated three cationic intermediates, as shown in Fig. 37.

On the basis of these observations, it is plausible to deduce that the oxygen atom of the amide is obtained from (*t*-BuO)₂. Thus, a mechanism for the reaction of isoquinoline with toluene has been proposed. This is adapted in Scheme 50 for the reaction of isoquinoline with anisole. One point for consideration is that the Cu^{II}/Cu^I redox cycling could occur when PhOCH₂[•] is formed, leading to an oxocarbenium ion. This could then alkylate the nitrogen atom. The rest of the pathway could then involve ionic intermediates.





Scheme 51 Reactions of BtOTs and BtH with NMP.

C.3.d. Ru-Catalyzed oxidative aminations of benzotriazoles. In 2016, we became involved with reactions of benzotriazoles and ethers because, up to this point, only a few examples of the reactions of benzotriazoles existed in the literature (see Fe-catalyzed reactions in C.3.b.ii. and Fig. 31). While our work⁶⁵ was in progress, *n*-Bu₄N⁺I⁻-mediated reactions were also reported and these are described later (see Section C.3.e.iii. and Table 6). Our work is important from several standpoints, including some unusual observations, and these are highlighted in this section.

In the course of investigating N-directed C–H bond activations of nucleosides, we discovered that 1*H*-benzotriazol-1-yl 4-methylbenzenesulfonate (BtOTs) underwent Ru-catalyzed C–H bond activation and C–N bond formation with NMP, giving

Table 5 Reactions of BtH and 5,6-dimethyl BtH with NMP and ethers, catalyzed by RuCl₃·3H₂O^a

Entry	Azole	Reactant	Time	Yield	N1 isomer	N2 isomer	N1/N2 ratio
1			7 h	66%	53%	13%	4.1 : 1
2			6 h	84%	64%	20%	3.2 : 1
3 ^b			20 h	65%	57%	8%	7.1 : 1
4 ^{b,c}			24 h	46%	29%	17%	1.7 : 1
5 ^{b,c,d}			24 h	45%	27%	18%	1.5 : 1
6			16 h	73%	46%	27%	1.7 : 1
7			8 h	57%	53%	4%	13.2 : 1
8			7 h	75%	55%	20%	2.7 : 1
9			6 h	68%	47%	21%	2.2 : 1
10			24 h	46%	31%	15%	7.1 : 1
11 ^{b,c}			24 h	30%	23%	7%	3.3 : 1
12			3.5 h	68%	40%	28%	1.4 : 1
13			8 h	62%	59%	3%	19.7 : 1

^a Reactions were performed with 0.5 M BtH or 5,6-dimethyl BtH in DCE, with 5 mol% of Ru catalyst, 10 equiv. of NMP or ether and 3 equiv. of *t*-BuOOH in nonane, at 80 °C. Reactions with ethers were conducted with 4 Å MS (0.2 g). ^b Reaction remained incomplete and yields are not based upon the recovered benzotriazole. ^c Reaction temperature was 110–120 °C. ^d Data for the second entry was obtained with 20 mol% of the Ru catalyst.



a 2.1 : 1 ratio of isomeric N1 and N2 alkylated benzotriazoles, in a good 69% yield (Scheme 51). The use of 1*H*-benzotriazole (BtH) gave the same two products but in a lower 33% yield, and in a 5.6 : 1 ratio. This led to the screening of several Ru species and conditions for effecting the reaction between NMP and BtH (Scheme 51). The use of RuCl₃·3H₂O and *t*-BuOOH in nonane, in DCE at 80 °C, gave a 66% yield of the N1 and N2 alkylation products in a 4.1 : 1 ratio.

These conditions were then tested for reactions of BtH and 5,6-dimethyl BtH with NMP and ethers (4 Å MS were used in the reactions of ethers on the basis of an incomplete reaction with THF that was observed in the absence of sieves). The results of these experiments are collated in Table 5. In every case N1 and N2 products were formed and these were readily separated using chromatography on silica gel, with the N1 isomers generally being more polar. The ratio of the two isomeric products varied and more about this follows later. When comparing the reactions of benzotriazole in this Ru-catalyzed and the previously described Fe-catalyzed reactions (C.3.b.ii. and Fig. 31), the former produced a better yield in a reaction with THF. With 1,4-dioxane, however, a better yield was obtained under the Fe-catalyzed conditions, although both were around the 50% mark.

The conditions were also applicable to reactions of THF with benzimidazole, imidazole and 1,2,3- as well as 1,2,4-triazoles (Fig. 38). Reaction with benzimidazole gave a high yield, in the same range as that obtained in the two FeCl₃·6H₂O catalyzed reactions.^{59,61} The reaction of imidazole and 1,2,4-triazole under Fe-catalysis gave better yields.⁵⁹ With 1,2,4-triazole, in both methodologies only the N1 isomer was detected. 1,2,3-Triazole also reacted *via* the N1 atom although a trace amount of the N2 isomer could have been produced (as observed using HRMS analysis). See sections C.3.b.i. and C.3.b.ii., Fig. 29 and 31 for comparisons.

Major differences from other methods were noted and novel observations were made in the mechanistic studies of this Ru-

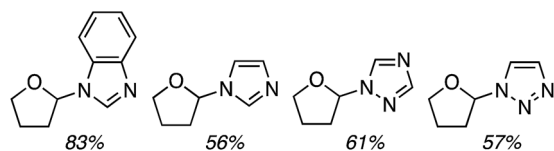


Fig. 38 Reactions of other azoles with THF under the Ru-catalyzed conditions.

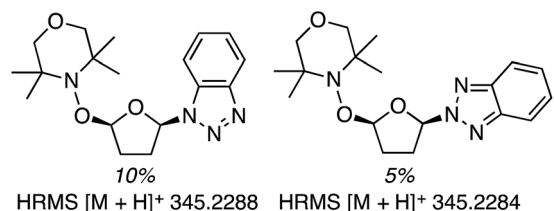


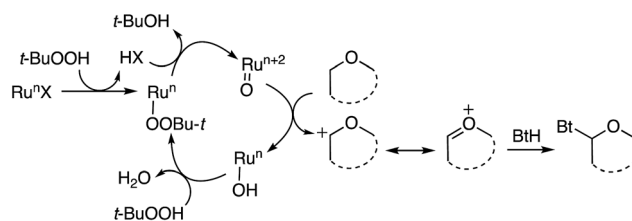
Fig. 39 Unusual products formed in the radical-trapping experiment with TEMPO.

catalyzed process. In a reaction of BtH and THF, the addition of 3 equiv. of TEMPO produced the N1 and N2 hemiaminals in 48% and 24% yield, respectively. Although this appears to be a suppression of the reaction, two other relatively elusive products, shown in Fig. 39, were obtained in 15% yield, bringing the total yield of all products to 87% (compared to the 84% in entry 2 of Table 5). Relative stereochemical assignments were made on the basis of NMR experiments. The formation of such products offers a cautionary note. That is, suppression (rather than prevention) of product formation may not necessarily indicate capture of the radical species. The diversion of products to other materials that could escape identification could occur.

Several control experiments were conducted, and it was shown that: (a) THF and TEMPO react in the presence of *t*-BuOOH, (b) in the absence of the Ru catalyst, BtH and THF react to give product, although the reaction remains incomplete, (c) TEMPO prevents the reaction of BtH with THF in the absence of the Ru catalyst (note: this is a departure from the lack of inhibition by TEMPO in the presence of the catalyst, described earlier) and (d) a reaction of BtH, THF and TEMPO in the presence of the Ru catalyst, but in the absence of *t*-BuOOH also gave no product. These results indicate that a THF radical is produced through reaction with the peroxide, and in the absence of the metal the radical is inefficiently captured by BtH.

However, in the presence of the metal an alternate course of events unfolds, where either a long-lived radical is not produced or the rapid formation of an oxocarbenium ion occurs. Peroxide is needed for the reaction, plausibly to oxidize the metal. Finally, reaction of BtH with 1 : 1 THF/THF-*d*₈ gave a KIE of 5.2–6.1 as assessed using NMR and HRMS measurements on both the N1 and N2 alkylated products. This KIE value is larger than those obtained in the FeCl₃ catalyzed reaction of imidazole (4.0, C.3.b.i.)⁵⁹ and the Cu-catalyzed reaction of carbazole (4.0 : 1, C.3.c.i.).⁶³ Thus, in all these processes breakage of a C–H bond in the ether may be involved in the rate-limiting step. A plausible mechanism for the Ru-catalyzed reaction is shown in Scheme 52.

Perhaps the most important observation, not made prior to this study, is that the N2-alkylated benzotriazoles undergo rearrangement to the N1-isomers. This was first observed when a product obtained from isochroman was reanalyzed after 6 months at 2–5 °C. In this case, the pure N2-alkylated benzotriazole was completely isomerized to the N1 product. While the THF-derived product was relatively stable upon storage, the fact that this too can undergo rearrangement was proven through an



Scheme 52 A plausible mechanism for the Ru-catalyzed reaction.



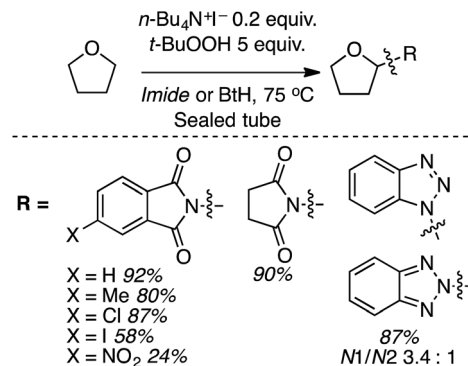
NMR tube experiment, where heating the N2 isomer as a neat material caused almost complete isomerization to the N1 product.

This isomerization most likely occurs through disconnection of the C–N bond of the hemiaminal ether, producing an oxocarbenium ion, followed by reattachment of the azole *via* the N1 atom (Scheme 53). The fact that the isochroman product isomerized quite easily is consistent with the fact that it can produce a more stabilized oxocarbenium ion than the THF product.

C.3.e. $n\text{-Bu}_4\text{N}^+\text{I}^-$ -Catalyzed reactions of heteroaryls with ethers. $n\text{-Bu}_4\text{N}^+\text{I}^-$ in combination with a suitable oxidant has proven to be a versatile system for reactions of phthalimide, saccharin, tetrazoles, benzimidazoles, benzotriazoles, triazoles and pyrazoles. Each study is described below with appropriate comparisons.

C.3.e.i. Reactions of phthalimide. Investigation of $\text{PhI}(\text{OAc})_2$ with or without I_2 , *m*-CPBA/ PhI or H_2O_2 with either PhI or $n\text{-Bu}_4\text{N}^+\text{I}^-$, and $t\text{-BuOOH}$ either independently or in combination with $\text{FeCl}_3 \cdot 6\text{H}_2\text{O}$ or CuBr , all proved to be ineffective for the reaction of phthalimide with THF at 75 °C (sealed tube).⁶⁶ On the other hand, $n\text{-Bu}_4\text{N}^+\text{I}^-$ and anhydrous $t\text{-BuOOH}$ gave good reaction progress with the best outcome occurring with 5 equiv. of the peroxide and 20 mol% of the ammonium salt. Phthalimides, succinimide and benzotriazole were tested and these data are shown in Scheme 54. Also tested under the conditions were *N*-benzoylbenzamide and *p*-toluenesulfonamide (data not shown), giving moderate product yields of 59% and 42%, respectively.

While most of the phthalimides and succinimide reacted well, the nitro substituent proved to be problematic, and not only was the reaction slow but also the product yield was low. Notably, a good yield was obtained with benzotriazole. In comparison with the Fe- and Ru-catalyzed reactions of BtH with THF (see discussions in sections C.3.b.ii. and C.3.d., Fig. 31 and Table 5), this yield was comparable to the Ru-catalyzed process.^{59,65} In contrast to the Fe-mediated reaction,⁵⁹ where only the N1 isomer was reported, this result is similar to the Ru-mediated chemistry,⁶⁵ and the N1 to N2 alkylation ratios in the



Scheme 54 Reactions of THF with phthalimides, succinimide and benzotriazole.

two methods are also comparable (3.2 : 1 in the Ru-based chemistry and 3.4 : 1 here).

Other ethers were tested for reactivity with phthalimide and these data are summarized in Fig. 40. With THF and 1,3-dioxolane the product yields were modest to good, whereas better yields were obtained with the aliphatic ethers (an excellent yield was observed with Et_2O). With 2-methyl THF, regioisomeric products were obtained, and the reaction favored the 2° center over the 3° carbon atom. With 1,2-DME, the preference is for reaction at the 2° center over the 1° carbon atom. The reaction with MTBE presented an interesting scenario. Two products were observed in this case and, notably, the hemiaminal was formed to a slightly greater extent and was isolable!

As anticipated, the proposed mechanism (shown in Scheme 55) involves a radical species formed from the ether.

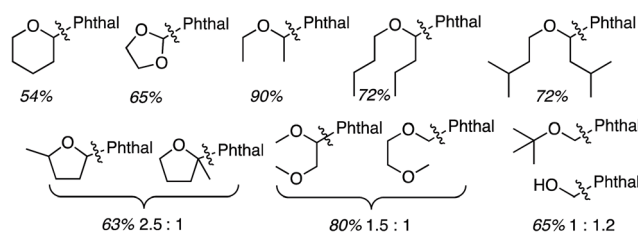
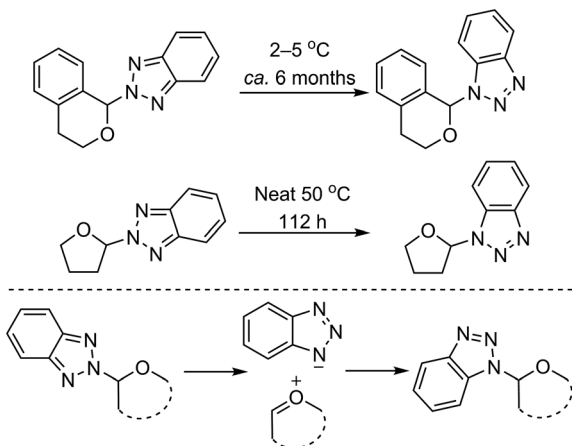
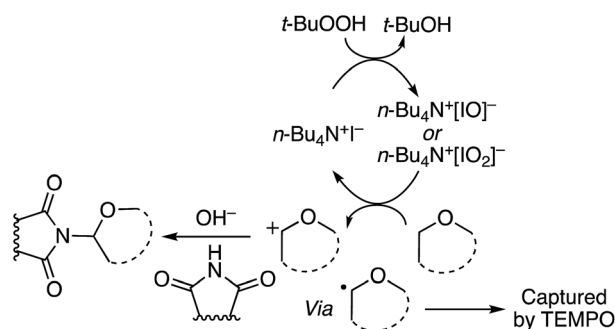


Fig. 40 Products from the reactions of phthalimide with other ethers. Phthal = phthalimido.



Scheme 53 Isomerization of the N2-alkylated benzotriazoles to the N1 isomers, and a possible mechanism.



Scheme 55 Hypiodite or iodite intermediates formed in $n\text{-Bu}_4\text{N}^+\text{I}^-$ -catalyzed reactions of ethers with imides.



However, the radical inhibition experiment was conducted with 1 equiv. each of phthalimide and TEMPO, resulting in a 92% product yield and 88% yield of the THF-TEMPO adduct. A KIE value of 15.1 was obtained from the reaction of phthalimide with THF/THF- d_8 , which is the largest observed in these types of reactions.

Mechanistically, the alkylammonium iodide can be oxidized to a hypiodite (I^+) or iodite (I^{3+}). Hydrogen atom abstraction from THF results in a radical that can be further oxidized to an oxocarbenium ion, with loss of hydroxide. Reoxidation of iodide occurs with the peroxide, and the released hydroxide can cause deprotonation of the imide. Product formation occurs through capture of the oxocarbenium ion by the imide anion (Scheme 55 shows a truncated catalytic cycle).

Because the $n\text{-Bu}_4\text{N}^+\text{I}^-$ system has been used in the other amination reactions described below, the mechanistic considerations of Scheme 55 will not be repeated in each case.

C.3.e.ii. Reactions of saccharin. $n\text{-Bu}_4\text{N}^+\text{I}^-$ (10 mol%) in combination with 70% $t\text{-BuOOH}$ in water (4 equiv.) at 120 °C was effective for the reaction of saccharin with a number of anisole derivatives.⁶⁷ In initial screening experiments with anisole, the use of $(t\text{-BuO})_2$ and H_2O_2 as oxidizing agents also gave conversions, albeit in low yields. However, $\text{K}_2\text{S}_2\text{O}_8$ was ineffective and no reaction occurred with $t\text{-BuOOH}$ in the absence of $n\text{-Bu}_4\text{N}^+\text{I}^-$. Interestingly, a positive reaction was also observed with $n\text{-Bu}_4\text{N}^+\text{AcO}^-$, $n\text{-Bu}_4\text{N}^+\text{Br}^-$ and $n\text{-Bu}_4\text{N}^+\text{Cl}^-$. In fact, the ammonium chloride gave a good 79% product yield, but this is bettered by the iodide. The several products synthesized are summarized in Fig. 41. The reaction progressed well with several anisole derivatives. Also interestingly, with p -methylanisole the reaction occurred at the methyl group rather than at the methoxy carbon. Thioanisole also reacted well but 1-

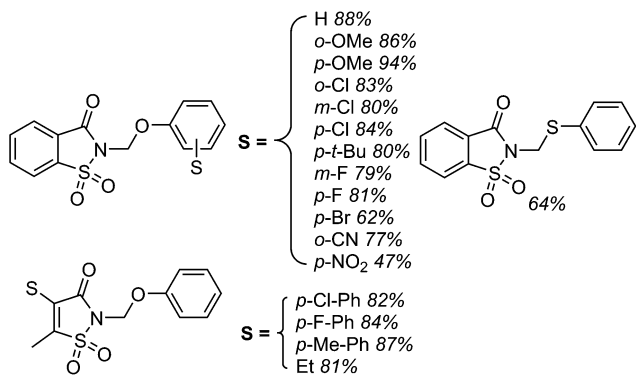


Fig. 41 Products derived from saccharin and other isothiazolone 1,1-dioxides.

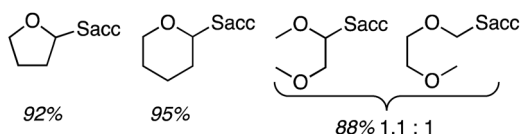


Fig. 42 Products from the reactions of saccharin with other ethers and yields. Sacc = saccharin.

methoxynaphthalene was unreactive. Therefore, a question is whether this chemistry is only applicable to monoaryl systems.

These conditions were also applied to the reactions of cyclic and acyclic ethers. The products and yields are shown in Fig. 42. With 1,2-DME, a slightly greater preference for reaction at the 2° carbon atom was observed over that for the 1° center. This reactivity is comparable to the reaction of phthalimide with 1,2-DME (see C.3.e.i.).⁶⁶

As can be anticipated this is a radical process, with complete inhibition of reactivity in the presence of TEMPO and BHT. With the latter radical trap, an 86% yield of a product from the reaction of saccharin with BHT was obtained (Fig. 43). A competitive reaction of THF/THF- d_8 and saccharin returned a KIE value of 4.0, which contrasts to the value of 15.1 observed for the reaction of phthalimide (C.3.e.i.).⁶⁶

C.3.e.iii. Reactions of tetrazoles, benzimidazoles, benzotriazole, triazoles and pyrazoles. The chemistry described in this section is complementary to the $\text{FeCl}_3 \cdot 6\text{H}_2\text{O}/t\text{-BuOOH}$ mediated reactions of 1,2,3,4-tetrazoles described in C.3.b.iii. (also see Fig. 32).⁶² In a preliminary screening exercise, the reaction of 1,4-dioxane and 5-phenyl-2*H*-tetrazole with both CuBr and notably 20 mol% of $\text{FeCl}_3 \cdot 6\text{H}_2\text{O}$ in combination with 5 equiv. of $t\text{-BuOOH}$ at 80 °C, in a sealed tube, gave trace amounts of the product.⁶⁸ As described in Section C.3.b.iii., 5 mol% of $\text{FeCl}_3 \cdot 6\text{H}_2\text{O}$ and 5 equiv. of $t\text{-BuOOH}$ in EtOAc at 90 °C gave a successful reaction between the same two reactants.⁶² Therefore, there appear to be subtle factors at play in these reactions.

In the present case,⁶⁸ H_2O_2 , O_2 , NaOCl, $\text{K}_2\text{S}_2\text{O}_8$ or oxone in combination with $n\text{-Bu}_4\text{N}^+\text{I}^-$ were ineffective. Also, the use of other tetrabutylammonium salts (chloride, bromide), NaI and I_2 gave only traces of product. The use of 20 mol% of $n\text{-Bu}_4\text{N}^+\text{I}^-$

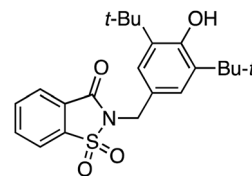


Fig. 43 A saccharin-BHT adduct obtained in a radical inhibition experiment.

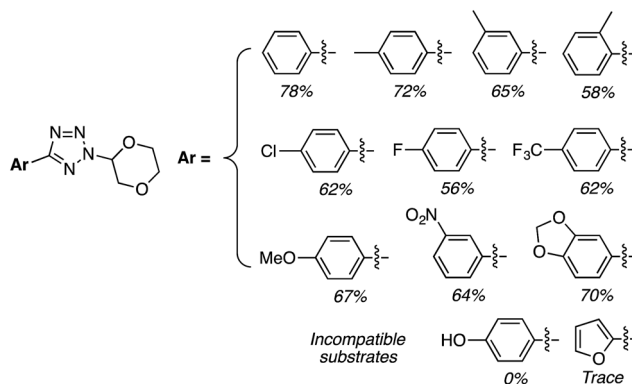


Fig. 44 Products obtained in reactions of 5-aryl-2*H*-tetrazoles with 1,4-dioxane.



and 5 equiv. of *t*-BuOOH (70% aqueous solution) at 80 °C, in a sealed tube, gave good conversion to the hemiaminal ether. Absence of the ammonium salt resulted in no product. Interestingly, an O₂ atmosphere lowered the yield in comparison to an inert nitrogen atmosphere, and the latter was comparable to air. Using these conditions several 5-aryl-2*H*-tetrazoles were reacted with 1,4-dioxane (Fig. 44). The yield obtained from 5-phenyl-2*H*-tetrazole *via* this protocol was lower than that with FeCl₃·6H₂O/*t*-BuOOH in EtOAc.⁶² A phenolic hydroxyl and a 2-furanyl group were incompatible in this procedure.

Other alkyl ethers were evaluated in reactions with 5-phenyl-2*H*-tetrazole. There are notable comparisons to be made to the FeCl₃·6H₂O/*t*-BuOOH reactions (C.3.b.iii).⁶² Where comparisons are possible, Fig. 45 shows yields from both protocols, where the yields in parentheses are from the Fe-catalyzed process.

In this procedure, better yields were obtained with THP, 1,4-dioxane and di-*n*-butyl ether, but THF gave a lower product yield. 1,2-DME gave a comparable yield and showed preference for reaction at the 2° C atom. Interestingly, 1,3-dioxolane, which gave unusual products in the Fe-catalyzed process, gave a reasonable yield of the expected product *via* this protocol. Et₂O gave no product here, whereas an *N*-*t*-Bu product was obtained with the Fe-catalyst. Benzyl methyl ether was not compatible with these reaction conditions.

Because 2-azido-1,4-dioxane is not available for CuAAC reactions with alkynes,⁶⁹ six 4-aryl-1*H*-1,2,3-triazoles were investigated in reactions with 1,4-dioxane (Fig. 46). These were generally modest yielding, with none exceeding the 50% mark.

The reaction of 5-phenyl-2*H*-tetrazole with dioxane/dioxane-*d*₈ gave a *k*_H/*k*_D value of 12.8. This large value, though smaller than that reported for reactions of saccharin,⁶⁷ (KIE 15.1, C.3.e.ii.), is greater than the KIE value of 2.7 observed in the

FeCl₃·6H₂O/*t*-BuOOH procedure (C.3.b.iii).⁶² This led to the proposal that C–H bond cleavage is involved in the rate-limiting step. Mechanistically, this reaction is likely to proceed *via* a process similar to that shown in Scheme 55, where hypiodite or iodite can be formed through the action of the peroxide on *n*-Bu₄N⁺I[−]. These species then result in a radical intermediate from the ether, further oxidation of which by the hypiodite/iodite can lead to an oxocarbenium ion that is finally trapped by the tetrazole, possibly with the participation of a released hydroxide ion.

The reactions of ethers, and predominantly of anisole derivatives, were also investigated using the catalytic *n*-Bu₄N⁺I[−]/peroxide system.⁷⁰ Optimization reactions were conducted using anisole and 5-phenyl-2*H*-tetrazole at 80–100 °C, with *t*-BuOOH in decane or in water, aqueous H₂O₂, K₂S₂O₈, (*t*-BuO)₂, (PhCOO)₂, *t*-BuOOCOPh or PhI(OAc)₂. *t*-BuOOH in decane gave a low product yield and the others gave no detectable product. *n*-Bu₄N⁺Br[−], *n*-Bu₄N⁺Cl[−], *n*-Bu₄N⁺F[−], KI and I₂ were evaluated in place of *n*-Bu₄N⁺I[−], but no to low conversions were observed. A good product yield was observed with 10 mol% of *n*-Bu₄N⁺I[−] and 3 equiv. of *t*-BuOOH in decane at 90 °C, and the reaction did not proceed in the absence of either the iodide salt or the peroxide. These reactions were conducted neat in the ethers, which were either liquids or low-melting solids. Anisole and its derivatives gave good product yields (Scheme 56). Also, *p*-methoxyphenetole and *p*-propoxyanisole underwent good conversions to their respective products.

The reaction also proceeded well with 2,3-dihydro-1,4-benzodioxene and dibenz[*b,e*]oxepin-11(6*H*)-one (Fig. 47). When challenged with a 1° *versus* 2° carbon center, the reaction occurred predominantly at the latter (Fig. 47). As may be anticipated, (2-ethoxyethoxy)benzene gave a lower selectivity as compared with (2-methoxyethoxy)benzene because of both greater radical and oxocarbenium ion stabilization at the 2° center. A notable exception was the reactivity of 4-methylanisole, where the reaction occurred at the benzylic methyl group rather than at the methoxy carbon atom.

At the next stage, 11 other reactions were conducted: 8 involving anisole and different 5-aryl-2*H*-tetrazoles, 1 with *p*-

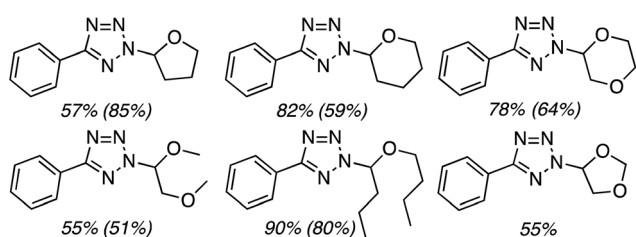


Fig. 45 Products from the reactions of 5-phenyl-2*H*-tetrazole with other ethers.

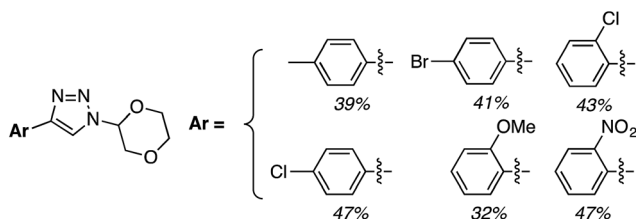
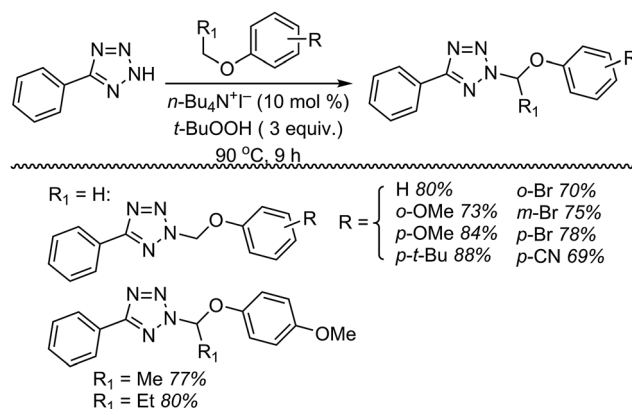


Fig. 46 Products from the reactions of 4-aryl-1*H*-1,2,3-triazoles with 1,4-dioxane.



Scheme 56 Reactions of anisole and its derivatives with 5-phenyl-2*H*-tetrazole.



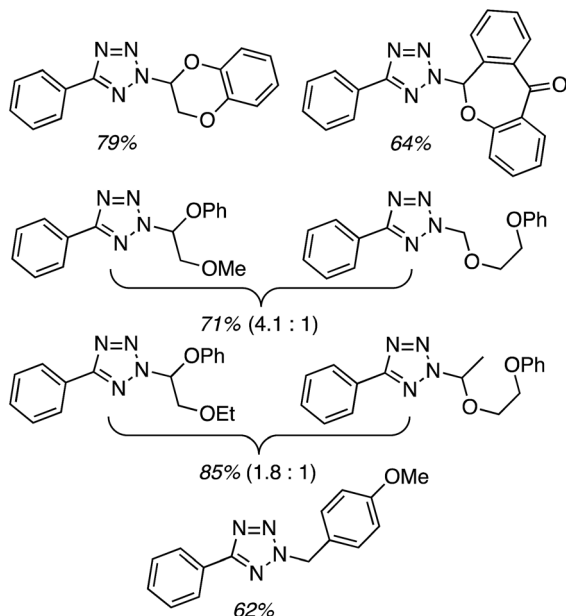


Fig. 47 Reactions of other ethers and an unusual reaction of 4-methylanisole.

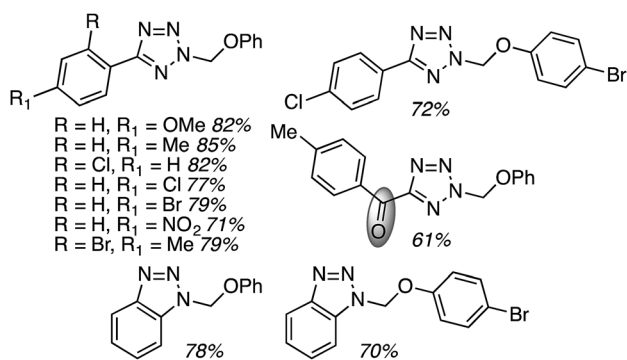


Fig. 48 Reactions of other 5-aryl-2H-tetrazoles and 1H-benzotriazole.

bromoanisole and 2 with 1H-benzotriazole and anisole as well as *p*-bromoanisole. These results are shown in Fig. 48. Notably, the use of 5-(4-methylphenyl)-2H-tetrazole led to not just the CDC product but also to the concomitant oxidation of the benzylic methylene to the carbonyl (in the grey oval). With benzotriazole, 4 equiv. of aqueous *t*-BuOOH and a higher temperature of 100 °C were necessary to obtain the indicated yields.

A detailed mechanistic analysis is not described here because this reaction also parallels that of phthalimide⁶⁶ shown in Scheme 55, and that in the immediately preceding section.⁶⁸ In this study, the use of TEMPO in the reaction of anisole with 5-phenyl-2H-tetrazole suppressed the reaction greatly and a TEMPO–anisole adduct was detected using HRMS. Although the products here and those in the immediately preceding section⁶⁷ have the same substitution pattern around the tetrazole, in the present work one compound was analyzed using X-ray crystallography to confirm the structure.⁷⁰

The use of *n*-Bu₄N⁺I[−] was studied for oxidative-amination reactions of benzimidazoles, benzotriazole, triazoles and pyrazoles.⁷¹ In initial tests on the reactivity of benzimidazole and THF, combinations of 70% aqueous solution of *t*-BuOOH and several iodides (catalytic *n*-Bu₄N⁺I[−], stoichiometric NaI and stoichiometric KI) as well as stoichiometric iodine were evaluated. DCE, EtOAc and THF itself were tested as solvents, at temperatures ranging from room temperature to 80 °C. In every case, product formation was observed in yields ranging from 50 to 72%. Only when peroxide was absent was no product formed.

The optimized conditions (10 mol% of *n*-Bu₄N⁺I[−] and 3.5 equiv. of 70% aqueous *t*-BuOOH in DCE at 80 °C) were then applied to the reactions of benzimidazole, 5,6-dimethylbenzimidazole and purine (Fig. 49). Modest to high yields were obtained in the reaction of THF, 1,4-dioxane, Et₂O, thiolane and 1,3-dithiolane, in reaction times of 5–15 h. 5,6-Dimethylbenzimidazole gave higher product yields than benzimidazole. 2-Methyl THF is stated to give a “mixture”⁷¹ for which details have not been described. Methyl neopentyl ether and diisopropyl

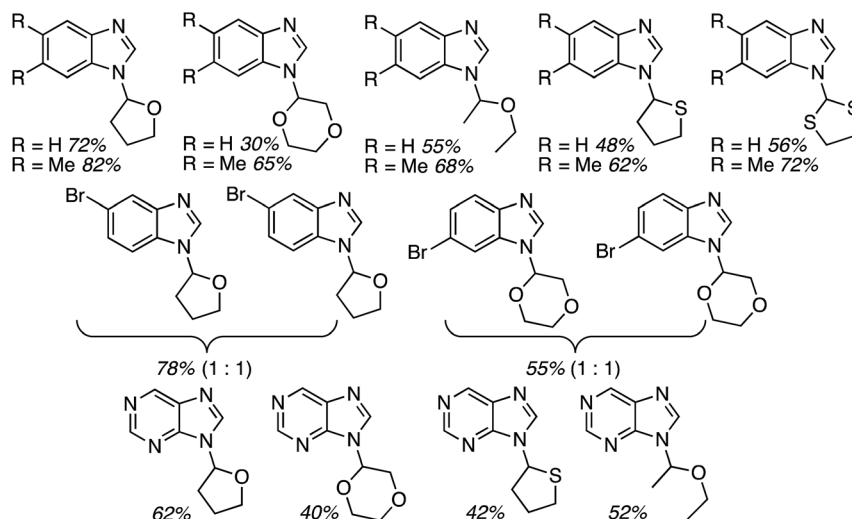


Fig. 49 Products obtained from the reactions of benzimidazoles and purine.



ether did not yield products derived from benzimidazole. Similarly, indole and 7-azaindole did not yield products with THF.

Other azoles were tested and these data are summarized in Table 6. In these analyses, unlike a successful outcome with benzimidazole, the reaction of BtH with 1,3-dithiolane did not return any product. The reactions of BtH and 1,2,3-triazoles gave regioisomeric mixtures of products.

The reaction was postulated to proceed *via* a free radical mechanism because the yield of the product formed from benzimidazole and THF was reduced in the presence of TEMPO, and a TEMPO-THF adduct was formed and characterized. However, even 10 molar equiv. did not completely suppress product formation, leading the authors to propose rapid conversion of an initially formed radical to an oxocarbenium ion. Mechanistically, this transformation is related to the other examples in this section.


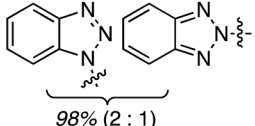
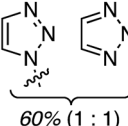
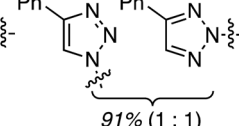

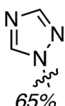
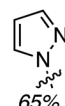
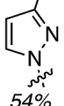
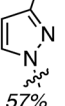


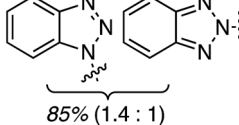
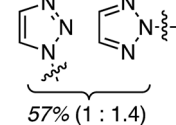

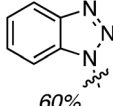

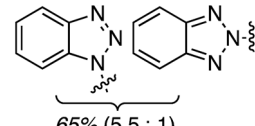

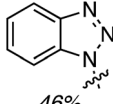
Because several systems have been utilized for reactions of heteroaryls with ethers, a side-by-side comparison of the outcomes is possible. These data are summarized in Table 7. While differences are to be expected, a notable point is in the reactions of benzotriazole. In the $\text{RuCl}_3 \cdot 3\text{H}_2\text{O}$ catalyzed

reactions,⁶⁵ the N1 and N2 isomers were always isolated in every case. However, with $\text{FeCl}_3 \cdot 6\text{H}_2\text{O}$ only the N1 isomer was isolated.⁶⁴ In contrast, with $n\text{-Bu}_4\text{N}^+\text{I}^-$ the N1 and N2 isomers were obtained in all cases except with THP.⁷⁴ In this context we note that our work⁶⁵ has demonstrated the possible conversion of N2 alkyl benzotriazoles to the N1 isomers, potentially *via* oxocarbenium ions. We wonder, therefore, if the absence of the N2 isomer in the other literature cases is because they were not formed, were lost as minor components, or they simply isomerized at some point.

C.3.f. Metal-free reactions of heteroaryls with ethers and alcohols. This section covers reactions of purines, hetero-aromatic systems and pyrimidinones in the absence of any catalyst, as well as reactions of benzotriazoles and tetrazoles with alcohols, also in the absence of a catalyst.

C.3.f.i. Reactions of purines. Just as with the uncatalyzed C-C reactions with heteroaryls, comparable reactions have been studied for C-N bond formation.^{72,73} The purine skeleton is a highly privileged structure in medicinal chemistry and, thus, methods for its modification are always important. In the course of developing *N*-alkylated purine derivatives,⁷² the reaction of 2,6-dichloropurine with THF was investigated

Table 6 Reactions of various ethers with BtH, triazoles and pyrazoles using $n\text{-Bu}_4\text{N}^+\text{I}^-/t\text{-BuOOH}^a$

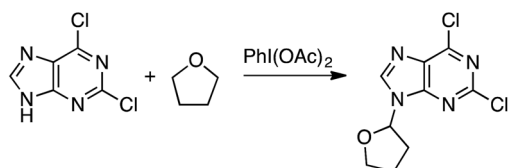
Ether	Products
	  
	    
	 
	
	
	

^a Reactions were conducted with 10 mol% of $n\text{-Bu}_4\text{N}^+\text{I}^-$ and 3.5 equiv. of 70% *t*-BuOOH, in DCE at 80 °C. Reaction times were 5–16 h.



Table 7 Comparison of data from the reaction of benzimidazole, imidazole, benzotriazole, 1,2,3-triazole and 1,2,4-triazole with ethers

Reaction partners	FeCl ₃ ·6H ₂ O + <i>t</i> -BuOOH (ref. 59)	FeCl ₃ ·6H ₂ O + <i>t</i> -BuOOH (ref. 61)	RuCl ₃ ·3H ₂ O + <i>t</i> -BuOOH (ref. 65)	<i>n</i> -Bu ₄ N ⁺ I ⁻ + <i>t</i> -BuOOH (ref. 71)
Benzimidazole + THF	86–89%	78%	83%	72%
Benzimidazole + 1,4-dioxane	—	77%	—	30%
Benzimidazole + Et ₂ O	93%	—	—	55%
Benzimidazole + 2-Me THF	65% 1 : 1 mixture of diastereomers	—	—	Mixture, no data provided
Imidazole + THF	88–90%	—	56%	—
Benzotriazole + THF	—	74% N1 isomer only	84% N1/N2: 3.2 : 1	98% N1/N2: 2 : 1
Benzotriazole + 1,4-dioxane	—	55% N1 isomer only	46% N1/N2: 1.7 : 1	85% N1/N2: 1.4 : 1
Benzotriazole + THP	—	—	65% N1/N2: 7.1 : 1	60% N1 isomer only
Benzotriazole + Et ₂ O	—	—	73% N1/N2: 1.7 : 1	65% N1/N2: 5.5 : 1
1,2,3-Triazole + THF	—	—	57% single isomer isolated	—
1,2,4-Triazole + THF	72% single isomer	—	61% single isomer	—



Scheme 57 Reaction of 2,6-dichloro-9H-purine with THF.

(Scheme 57). The use of 2 equiv. each of PhI(OAc)₂ and THF in DMF, DMSO, CH₂Cl₂ or EtOAc at elevated temperatures gave no product. In cyclohexane and MeCN, low 10 and 20% yields, respectively, were obtained. This improved to 41% in DCE and to 45% in THF itself as a solvent. Interestingly, the use of a trace of I₂ produced a substantial yield improvement (94%), which remained unaltered when the solvent was DCE (90%). A reaction in THF at room temperature did not progress and a lower 50 °C, rather than 70 °C, gave a lowered yield.

The reaction with a trace amount of I₂ but without PhI(OAc)₂ did not proceed, while lowered amounts of PhI(OAc)₂ gave lowered yields (25% with 1 equiv. and 68% with 1.5 equiv.). Using 2 equiv. of PhI(OAc)₂ and a trace of I₂, a series of purines were reacted with THF (used as the solvent), at 70 °C. In the case

of 2-chloro-6-*N,N*-dimethylamino-9H-purine, DCE was used as the solvent for solubility reasons. The products as well as yields are shown in Fig. 50. Notably a purinyl iodide atom is unaffected under what are presumably radical conditions.

On the basis of these data, reactions of 2,6-dichloro-9H-purine and other ethers were investigated. However, one more addition was made to the reaction conditions to maximize the product yields: irradiation with a 200 W lamp. Under these conditions, increasing the ring size to six, as with THP, caused a reduction in yield by about 9%. Aliphatic ethers reacted well, with a yield lowering observed with increasing chain length. For a reasonable reaction of methyl *t*-butyl ether, 1 equiv. of I₂ was necessary, but diisopropyl ether did not react. These results are shown in Fig. 51.

A generic mechanism has been proposed wherein a purinyl radical centered at the N9 atom reacts with the ether through hydrogen atom transfer. The ether radical so formed is proposed to undergo oxidation to an oxocarbenium ion that is captured by the purine, with loss of a proton. What is interesting about this chemistry is the apparent formation of single regioisomeric products, represented as the N9-alkylated products. Alkylation reactions of purines can produce N9/N7 regioisomers,⁷⁴ with predominance of the N9 isomer, that

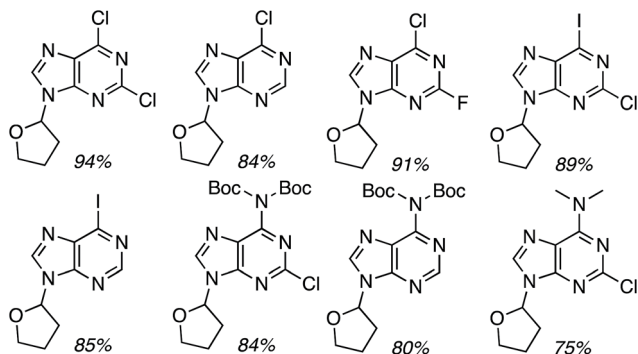


Fig. 50 Products from the reactions of THF with various purine derivatives.

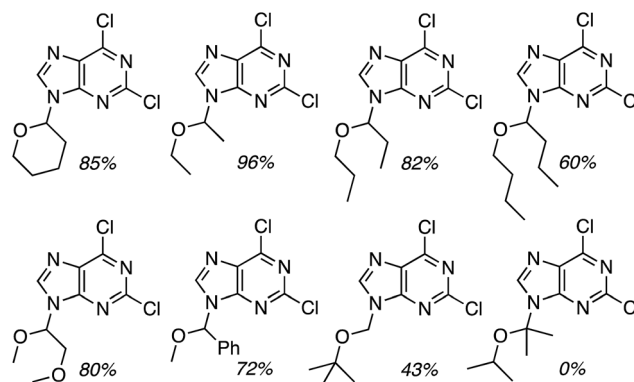


Fig. 51 Products from the reactions of 2,6-dichloro-9H-purine with other ethers.



need separation in many instances. Also, from the mechanism shown, the N9-centered radical is one resonance form. Thus, one must wonder about the reasons leading to such exquisite regioselectivity, although it may be argued that the C6 substituent discourages reactivity at the N7 atom. This could be have been probed with the reaction of just 9H-purine itself.

C.3.f.ii. Reactions of heteroaryls, phthalimide and pyrimidinones. The oxidative-amination of ethers with alkyl and aryl sulfonamides, and amides was investigated.⁷³ Using *N*-benzylmethanesulfonamide and THF, various conditions were evaluated. As a first step, deprotonation of the sulfonamide was performed with NaH over 1 h and then $\text{PhI}(\text{OAc})_2$ was added, and the reaction was continued at room temperature for 10 h. Of note, this is the same oxidant used for the reaction of purines in C.3.f.i.,⁷² and it led to a reasonable 43% yield. However, in the absence of the oxidant no reaction was observed. With $\text{PhI}(\text{OAc})_2/\text{I}_2$, on the other hand, a lower 36% product yield was obtained. Just I_2 , $\text{K}_2\text{S}_2\text{O}_8$ and O_2 as oxidants gave no product. Next, $\text{Ph}_2\text{I}^+\text{TfO}^-$ and $\text{Ph}_2\text{I}^+\text{PF}_6^-$ were evaluated, resulting in excellent and comparable 85% and 87% product yields, respectively. Bases other than NaH, such as NaOH, Cs_2CO_3 and *t*-BuOK, gave inferior results (18–38% yields). The yields were negatively affected by solvents other than THF, the reactant-solvent (<1–66% with DCE, PhMe, CH_2Cl_2 , EtOAc and MeCN). A reaction with $\text{Ph}_2\text{I}^+\text{TfO}^-$ in the absence of NaH led to no product.

Thus, NaH (1 equiv.) and $\text{Ph}_2\text{I}^+\text{PF}_6^-$ were used for the reactions of various sulfonamides and amides with THF, with yields ranging from 39–95% (data not shown). For the reactions of sulfonamides, 1.2 equiv. of the hypervalent iodine reagent was used, whereas with amides 1.5 equiv. was needed. Of particular relevance to this perspective were reactions of phthalimide, imidazole, benzimidazole, indole, carbazole, 5-methyluracil and 5-fluorouracil. These reactions were conducted in two steps: (a) deprotonation with NaH (1 equiv., 1–3 h at room temperature) and (b) reaction with $\text{Ph}_2\text{I}^+\text{PF}_6^-$ (1.5–1.7 equiv., 6 h at room temperature). The reaction of phthalimide with THF required 40 °C (12 h), whereas that with 1,4-dioxane required 60 °C (10 h). The products obtained from these reactions are shown in Fig. 52.

Reactions of phthalimide can be compared to the *n*- $\text{Bu}_4\text{N}^+\text{I}^-/\text{t}$ -BuOOH reactions described in section C.3.e.i., where the yields obtained were 92% with THF and 54% with THP.⁶⁶ The yields in the uncatalyzed process were lower. The yield from the reaction of imidazole and THF was comparable to that from the $\text{RuCl}_3 \cdot 3\text{H}_2\text{O}/\text{t}$ -BuOOH reaction (56%),⁶⁵ but lower than that obtained with $\text{FeCl}_3 \cdot 6\text{H}_2\text{O}/\text{t}$ -BuOOH (88–90%).⁵⁹ The yield from the reaction of benzimidazole with THF was comparable to those obtained with $\text{FeCl}_3 \cdot 6\text{H}_2\text{O}/\text{t}$ -BuOOH (86–89%),⁵⁹ and $\text{RuCl}_3 \cdot 3\text{H}_2\text{O}/\text{t}$ -BuOOH (83%).⁶⁵ Please refer to Table 7 for additional comparisons. Although $\text{CuCl}_2/\text{bipy}/(\text{t}\text{-BuO})_2$ has been used for the reaction of carbazole with THF (90% yield in comparison to the 65% with the uncatalyzed process), a comparable reaction of indole is not available.⁶³

Among the pyrimidine reactions, the *p*-methoxybenzyl group was used to protect thymine (the authors state this as *p*-methoxybenzoyl but the alkyl, rather than acyl protection, was

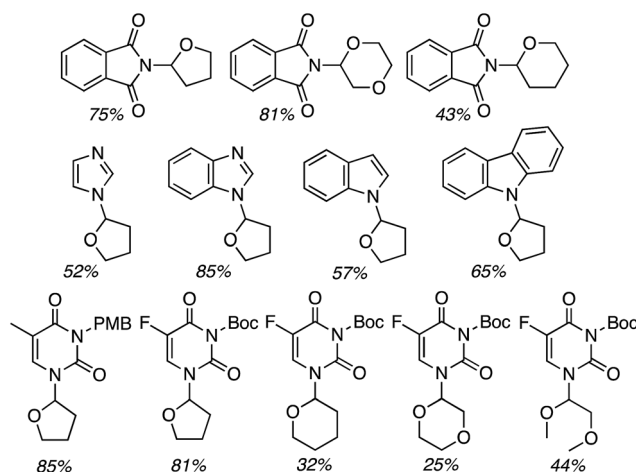
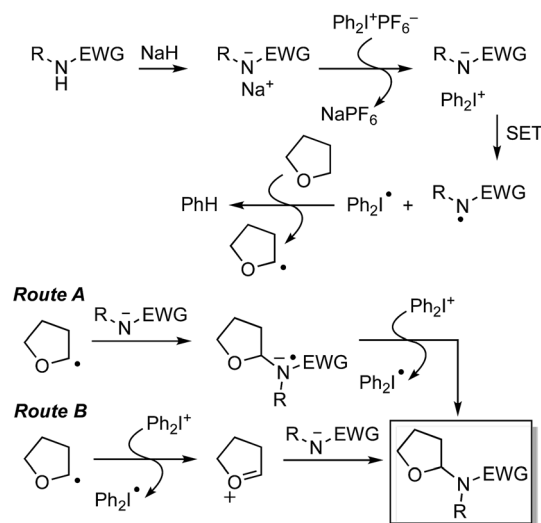


Fig. 52 Products of the uncatalyzed oxidative-amination with phthalimide, imidazole, benzimidazole, indole, carbazole, 5-methyluracil and 5-fluorouracil.

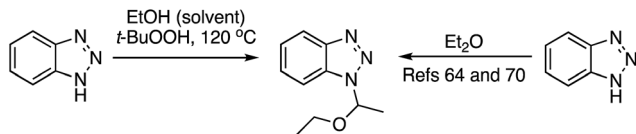
discerned from the supporting information to that work).⁷³ However, this group proved difficult to remove and the Boc protection was used for the other substrates. The product from the reaction of 5-fluorouracil and THF is in fact a Boc-protected version of tegafur, a prodrug that produces 5-fluorouracil upon metabolism.

This reaction is inhibited by 10 mol% of TEMPO and the measured KIE in a reaction of acetanilide with THF/THF-*d*₈ was 4.6. Thus, the process is a radical reaction where C–H bond cleavage is likely involved in the rate-limiting step. As shown in Scheme 58, deprotonation of the amide and reaction with $\text{Ph}_2\text{I}^+\text{PF}_6^-$ can be followed by salt metathesis. Oxidation of the amidyl anion by the hypervalent iodine reagent can then produce an aminyl radical and $\text{Ph}_2\text{I}^\bullet$. The latter can then decompose *via* formation of PhI and Ph^\bullet that can react with THF to produce a radical. Reaction of the THF radical with the



Scheme 58 Possible reaction mechanisms for the uncatalyzed oxidative amination.





Scheme 59 Uncatalyzed reaction of BtH with EtOH.

deprotonated amide can lead to a radical anion that can be oxidized by Ph_2I^+ to give the final product (route A). Alternatively, the THF radical can be oxidized to an oxocarbenium ion with Ph_2I^+ . The oxocarbenium ion can finally be trapped by the amidyl anion, resulting in the product (route B). In both routes, the formed Ph_2I^+ can propagate the radical process.

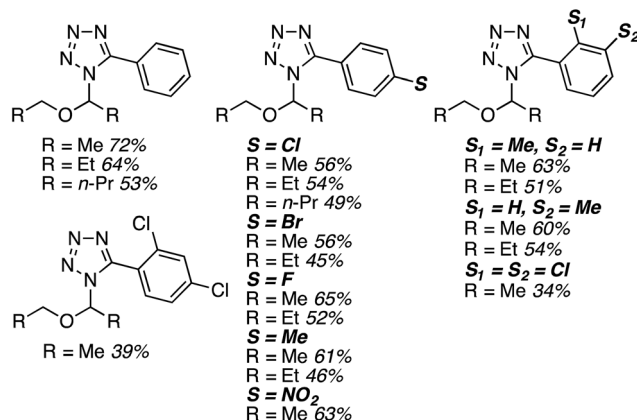
C.3.f.iii. Reactions of heteroaryls with alcohols. In contrast to reactions of ethers, which are more abundant, the use of alcohols is more limited. Several preceding sections describe C–C bond formation with alcohols. Recently, C–N bond formation between heteroaryls and alcohols has been investigated.⁷⁵ In this context, the reaction of BtH and EtOH with *t*-BuOOH at 120 °C gave a product that would otherwise arise through a CDC reaction between BtH and Et_2O (Scheme 59).^{65,71}

The use of $(t\text{-BuO})_2$, $(\text{PhCOO})_2$, *t*-BuOOCOPh, $\text{K}_2\text{S}_2\text{O}_8$, NIS and H_2O_2 gave no product. Traces of product were observed with 1,4-benzoquinone and dicumylperoxide. The use of metal catalysts such as $\text{Mn}(\text{OAc})_3$, $\text{Fe}(\text{acac})_3$ and AgNO_3 returned trace to 15% product. $\text{Pd}(\text{OAc})_2$ gave a better 56% yield of product, but no condition was better than the use of only *t*-BuOOH, where a 76% yield of product was obtained. Using 2 equiv. of *t*-BuOOH at 120 °C, four BtHs were reacted with alcohols and the results are summarized in Fig. 53. Generally, good reactions were observed but bromomethanol (!) and trifluoroethanol did not react.

The conditions were then applied to the reactions of 5-aryl-1*H*-tetrazoles. The resulting 1,5-disubstituted tetrazoles (Fig. 54) are complementary to the tetrazoles described in section C.3.e.iii.⁶⁸ In these reactions, while a nitro group on the aryl ring gave a good product yield, the monochloro and dichloro aryl precursors reacted poorly.

The reactions of EtOH with carbazole, 3-chloro-1*H*-indazole, 3-methyl-6-nitro-1*H*-indazole, benzimidazole and indole were evaluated as well. Among these, carbazole gave the highest product yield of 48%. Between the indazoles, 3-chloro-1*H*-indazole gave a 16% yield of product and 3-methyl-6-nitro-1*H*-indazole gave a 20% yield. By contrast to these, both benzimidazole and indole did not give any product.

In mechanistic studies, the reactions of BtH with EtOH proceeded well under nitrogen or air (78 and 76% product

Fig. 54 Products obtained from the reactions of 5-aryl-1*H*-tetrazoles with ethers.

yield, respectively), but the reaction did not proceed under oxygen. The lack of reactivity under oxygen hints at a possible radical reaction. A trapping reaction with TEMPO only showed 2,2,6,6-tetramethyl-1-piperidinol by GC/MS. A reaction of BtH with acetaldehyde gave a good 60% yield of the product. The authors, therefore, propose two possible routes to the product. As in the reactions of alcohols described in C.1.f.vii. and C.1.f.viii.,^{50,51} *t*-BuOOH likely produces a radical from EtOH. This initial radical can form acetaldehyde that can directly react with BtH to yield a hemiaminal, or it can react with EtOH. The latter can form an oxocarbenium ion that can be captured by BtH. These pathways are summarized in Scheme 60.

C.3.f.iv. Metal-free cascade cyclizations involving alcohols leading to oxindoles. Related to the Fe-catalyzed cascade CDC reactions described in section C.2.a.ii.,⁵³ similar reactions of alcohols have been studied, but in the presence of only an oxidant.⁷⁶ Reactions of *N*-methyl-*N*-phenylmethylacrylamide and EtOH (see Scheme 61) were evaluated with 2 equiv. of *t*-BuOOCOPh, $(t\text{-BuO})_2$, dicumylperoxide and *t*-BuOOH. At 100 °C, no product formation was observed with $(t\text{-BuO})_2$ and dicumylperoxide. With BuOOCOPh, a 65% yield of the product was obtained (Scheme 61, R = CH(OH)Me). In comparison to 5–6 M *t*-BuOOH in decane, a 70% aqueous solution gave a better yield (76 versus 86%). At 80 °C a substantially lower yield was observed (28%), whereas at 120 °C the yield was slightly lower (73%). No product formation occurred in the absence of the oxidant.

Using the optimized conditions, several alcohols were reacted with *N*-methyl-*N*-phenylmethylacrylamide (Scheme 61).

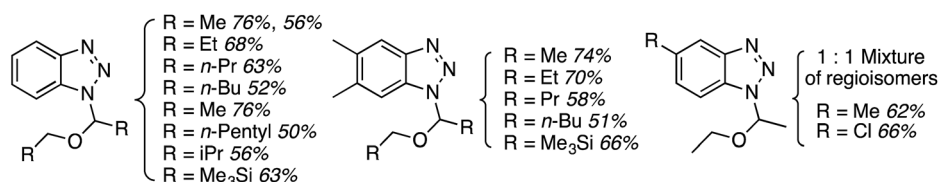
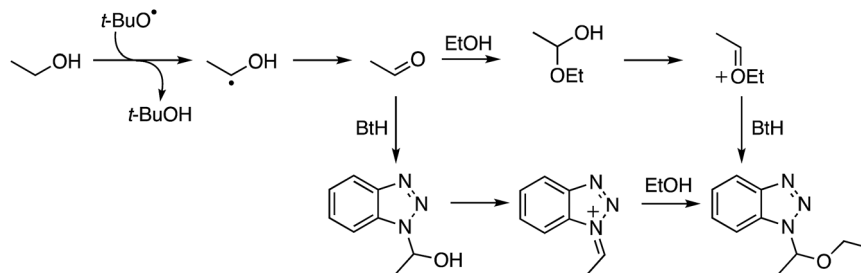
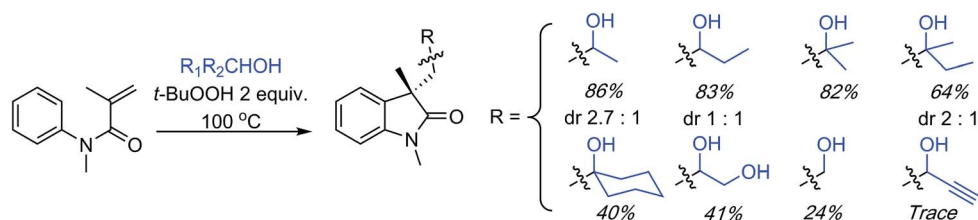


Fig. 53 Products from the reactions of benzotriazoles with alcohols.





Scheme 60 A possible mechanism for the reaction of BtH with EtOH.

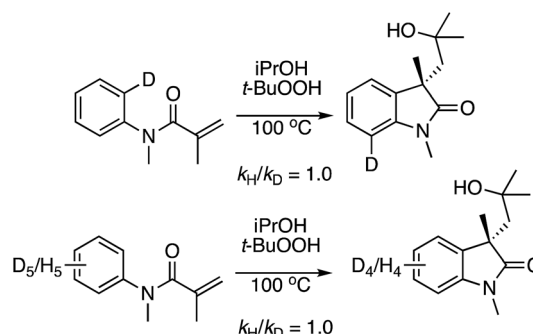
Scheme 61 Cascade cyclization reactions of *N*-methyl-*N*-phenylmethacrylamide with alcohols.

Generally good to high yields were obtained. However, with MeOH a low 24% yield of product was observed, and with propargyl alcohol only a trace amount of product resulted. Several oxindoles were synthesized through reactions with *i*PrOH and the product structures are shown in Fig. 55. While most substrates reacted well (55–91% product yields), only a trace amount of product was formed when a phenyl substituent was present on the olefin. An unsubstituted nitrogen atom and a hydroxymethyl substituent on the olefin were not tolerated.

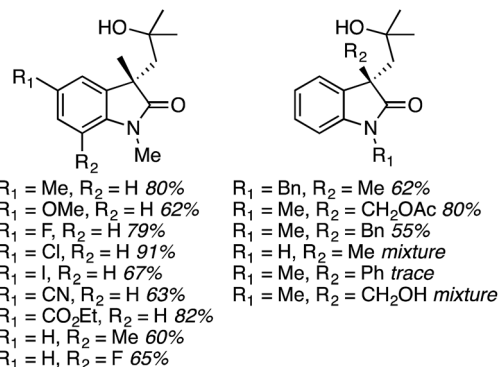
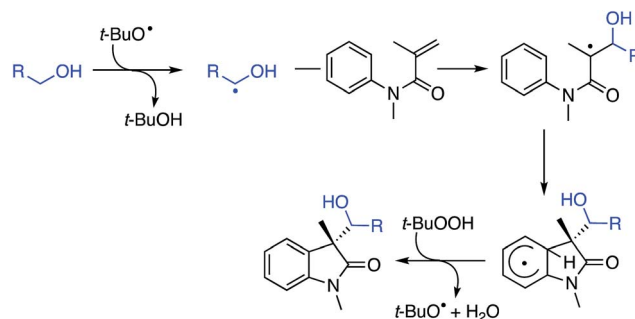
In an experiment with an *ortho*-deuterated precursor and *i*PrOH, $k_H/k_D = 1.0$ was observed (Scheme 62). Similarly the reaction of a 1 : 1 mixture of the protio and pentadeutero precursors with *i*PrOH gave $k_H/k_D = 1.0$. However, $k_H/k_D = 6.7$ was observed when a reaction was conducted with a 1 : 1 mixture of MeOH and MeOH-*d*₄. Thus, cleavage of the C–H bond in the alcohol likely contributes to the rate-determining step.

On the basis of these results a proposed mechanism (Scheme 63) involves the abstraction of a hydrogen radical α to

the oxygen atom in the alcohol. Addition of this radical to the acrylamide olefin, cascade cyclization followed by loss of hydrogen radical and rearomatization, leads to the final product. This mechanism is similar to that in the Fe-catalyzed addition of radicals derived from ethers to *N*-arylacrylamides discussed in C.2.a.ii.⁵³



Scheme 62 Experiments to determine kinetic isotope effects.

Fig. 55 Various oxindoles synthesized through the cascade cyclization with *i*PrOH.

Scheme 63 Proposed mechanism for the cascade reaction with alcohols leading to oxindoles.

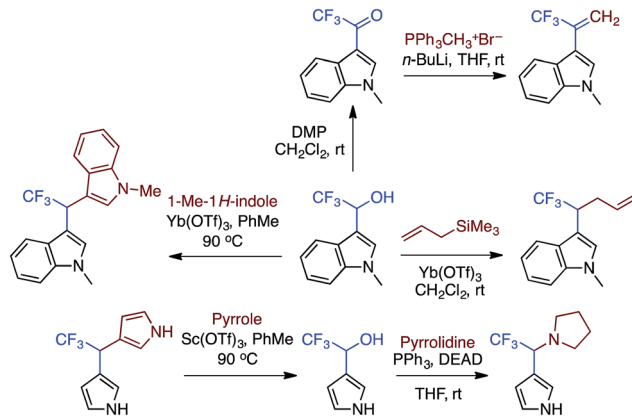


C.4. CDC reactions for the introduction of CF₃ groups into heteroaromatic systems

In a very recent development,⁷⁷ TFE (CF₃CH₂OH) has been used in oxidative-amination type reactions with indoles and pyrroles. This represents the first attempt to introduce a CF₃ group through such reactions with fluorinated alcohols. In order to identify optimal conditions, initial reactions were conducted with indole and TFE in the presence of 5 mol% of CuBr and 2 equiv. of an oxidant, at 130–140 °C. Dicumylperoxide, *t*-BuOOH and *t*-BuOOCOPh were tested under various conditions, and all led to reaction at the C3 position of indole (Fig. 56, R = R₁ = R₂ = R₃ = H). The use of *t*-BuOH as a cosolvent was found to be important as was the ratio of *t*-BuOH/TFE. The best conditions were 2 equiv. of dicumyl peroxide in a 3 : 2 ratio of *t*-BuOH/TFE at 140 °C.

Using these, a series of products were synthesized. Some variations in reaction conditions were necessary for optimal results with some substrates. The product structures are summarized in Fig. 56.

Because reactions occur at the C3 and not the C2 position, initially, a Friedel–Crafts type process was speculated. To probe the mechanism, independent reactions of indole were conducted with CF₃CHO and CF₃CH(OH)OEt. Both reactions led to



Scheme 65 Use of the CDC products for the synthesis of other CF₃-substituted compounds.

efficient product formation (Fig. 56, R = R₁ = R₂ = R₃ = H). Radical trapping experiments did not lead to the identification of a radical from TFE and GC/MS indicated the presence of 1-(*t*-butoxy)-2,2,2-trifluoroethan-1-ol. Thus, a carbon-centered radical arising from TFE may be very unstable. However, ESR

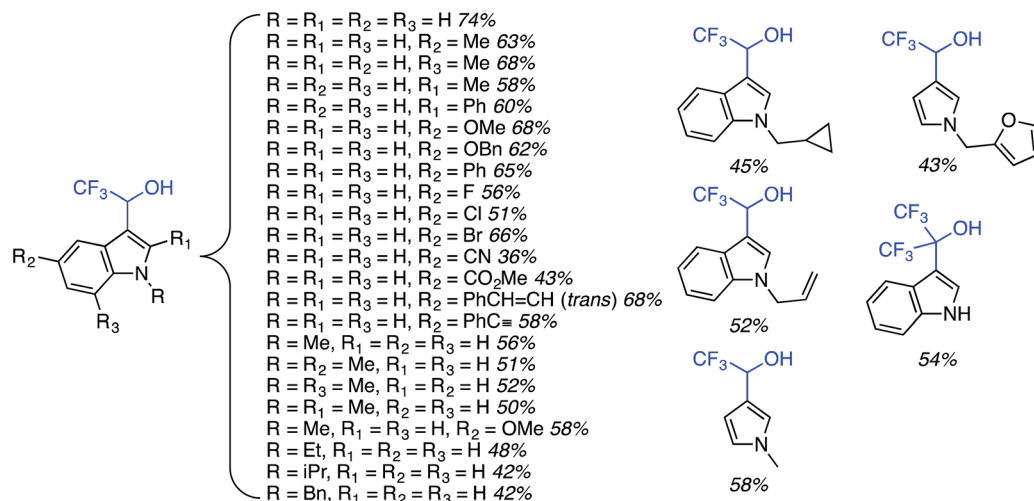
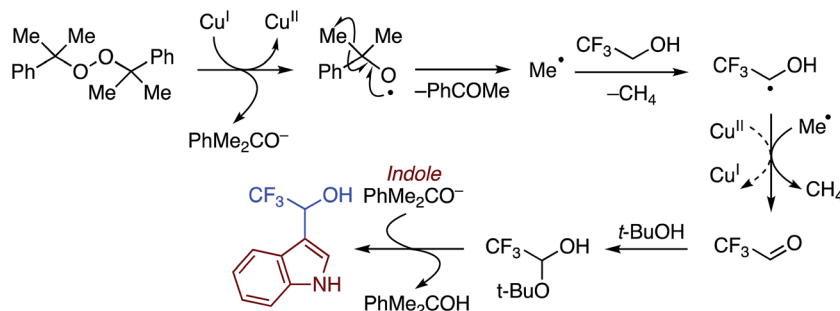


Fig. 56 Products from the CDC reactions with TFE.



Scheme 64 A possible mechanism for the reaction of indole with TFE.



experiments indicated the presence of a β -hydroxy carbon-centered radical as well as Cu^{II} .

On the basis of these collective data, an interesting mechanism has been proposed. Cu^{I} could be oxidized to Cu^{II} through electron transfer to dicumyl peroxide. The ensuing $\text{PhMe}_2\text{C}^{\cdot}$ radical can collapse to acetophenone and a methyl radical, which in turn can abstract a hydrogen radical from TFE. The ensuing TFE radical can undergo oxidation to CF_3CHO and then react with *t*-BuOH, leading to 1-(*t*-butoxy)-2,2,2-trifluoroethan-1-ol, which was identified using GC/MS. Such a hemiacetal can react with indole through an electrophilic mechanism. This is summarized in Scheme 64. It should be noted though that the mechanism does not show how Cu^{II} is reduced to the catalytic Cu^{I} . We, therefore, suggest that the oxidation of the TFE radical to CF_3CHO could also occur with Cu^{II} (shown as an alternative in Scheme 64).

Two of the products were elaborated to other CF_3 -substituted compounds. These conversions (Scheme 65) go towards demonstrating the potential versatility of the products in deriving other high-value products.

D. Conclusions

This perspective is a comprehensive survey of CDC processes using both metal and organic catalysts, and reactions without the involvement of metals. Two complementary types of reactions are described: (a) C–C bond forming reactions between aromatic and heteroaromatic compounds with ethers and (b) oxidative amination reactions of heteroaryls containing NH groups with ethers leading to C–N bond formation. Among these reactions, comparable chemistry involving alcohols is also discussed. What we have found in the course of this survey is that the reactivity of any ether is not assured and ethers do not all react in comparable manners. For example, cyclic ethers are not all similar in their reactivities. Part of the reason for this may be due to the bond dissociation energies of the C–H bonds of ethers. Also, stereoelectronic effects have been shown to influence hydrogen atom abstraction from ethers.⁷⁸ In this context, there are examples where the unreactivity of certain ethers is either noted by the reporting authors, or in other cases obvious ether substrates are missing from the generality analyses. The latter leads one to wonder about negative results with such ethers. What should be kept in mind is that a lack of reactivity of various aryls or heteroaryls with particular ethers should not necessarily be construed as a limitation of the approach, because these types of reactions offer some of the most expeditious routes to relatively complex, chiral molecules. It is our view that there are a large number of heteroaryls whose reactivity under CDC and oxidative-amination conditions are yet to be explored. These as yet unstudied reactions will lead to a greater understanding and appreciation of reactivity manifolds, and at the same time expand the palette of functionalized heterocyclic systems. While this manuscript was being prepared, two other reviews on C_{sp^3} bond activation α to the oxygen atoms in ethers and alcohols were published.^{79,80} While there is some unavoidable overlap between those reviews and this perspective, there are substantial differences. Further, this

perspective also covers up to the most recently published data and we have attempted to make this a one-stop reference for this chemistry.

Looking ahead, the development of enantioselective versions of the reactions described herein will substantially advance the utility of this chemistry, in that enantioenriched molecules can be accessed *via* relatively simple reactions. Whilst this is a challenging undertaking, approaches to chiral CDC reactions are already being realized.^{81–89} Thus, it is likely only a matter of time before enantioselective versions of many transformations described herein become chemically feasible.

Acknowledgements

Our efforts in this area have been supported by NSF Grant CHE-1265687 and infrastructural support at CCNY has been provided by NIH Grant G12MD007603 from the National Institute on Minority Health and Health Disparities. We thank Mr Kirill Korvinson for drawing our attention to ref. 78.

References

- 1 J. Miao and H. Ge, *Eur. J. Org. Chem.*, 2015, 7859–7868.
- 2 C. Liu, J. Yuan, M. Gao, S. Tang, W. Li, R. Shi and A. Lei, *Chem. Rev.*, 2015, **115**, 12138–12204.
- 3 S. A. Girard, T. Knauber and C.-J. Li, *Angew. Chem., Int. Ed.*, 2014, **53**, 74–100.
- 4 X. Shang and Z.-Q. Liu, *Chem. Soc. Rev.*, 2013, **42**, 3253–3260.
- 5 C. S. Yeung and V. M. Dong, *Chem. Rev.*, 2011, **111**, 1215–1292.
- 6 X. Bugaut and F. Glorius, *Angew. Chem., Int. Ed.*, 2011, **50**, 7479–7481.
- 7 L. Yang and H. Huang, *Catal. Sci. Technol.*, 2012, **2**, 1099–1112.
- 8 R. Rohlmann and O. G. Mancheño, *Synlett*, 2013, **24**, 6–10.
- 9 S. H. Cho, J. Y. Kim, J. Kwak and S. Chang, *Chem. Soc. Rev.*, 2011, **40**, 5068–5083.
- 10 C. Liu, H. Zhang, W. Shi and A. Lei, *Chem. Rev.*, 2011, **111**, 1780–1824.
- 11 M. Klussmann and D. Sureshkumar, *Synthesis*, 2011, 353–369.
- 12 J. A. Ashenhurst, *Chem. Soc. Rev.*, 2010, **39**, 540–548.
- 13 C. J. Scheuermann, *Chem.-Asian J.*, 2010, **5**, 436–451.
- 14 S.-Y. Zhang, F.-M. Zhang and Y.-Q. Tu, *Chem. Soc. Rev.*, 2011, **40**, 1937–1949.
- 15 D. Liu and A. Lei, *Chem.-Asian J.*, 2015, **10**, 806–823.
- 16 C.-J. Li, *Acc. Chem. Res.*, 2009, **42**, 335–344.
- 17 A. A. O. Sarhan and C. Bolm, *Chem. Soc. Rev.*, 2009, **38**, 2730–2744.
- 18 C.-L. Sun, B.-J. Li and Z.-J. Shi, *Chem. Rev.*, 2011, **111**, 1293–1314.
- 19 W. Han and A. R. Ofial, *Synlett*, 2011, 1951–1955.
- 20 J. Le Bra and J. Muzart, *Chem. Rev.*, 2011, **111**, 1170–1214.
- 21 K. Hirano and M. Miura, *Chem. Commun.*, 2012, **48**, 10704–10714.
- 22 F. W. Patureau, J. Wencel-Delord and F. Glorius, *Aldrichimica Acta*, 2012, **45**, 31–41.



- 23 S. I. Kozhushkov and L. Ackermann, *Chem. Sci.*, 2013, **4**, 886–896.
- 24 Z. Li and C.-J. Li, *J. Am. Chem. Soc.*, 2005, **127**, 6968–6969.
- 25 M. Ghobrial, K. Harhammer, M. D. Mihovilovic and M. Schnürch, *Chem. Commun.*, 2010, **46**, 8836–8838.
- 26 M. Ghobrial, M. Schnürch and M. D. Mihovilovic, *J. Org. Chem.*, 2011, **76**, 8781–8793.
- 27 S. J. Park, J. R. Price and M. H. Todd, *J. Org. Chem.*, 2012, **77**, 949–955.
- 28 E. Shirakawa, N. Uchiyama and T. Hayashi, *J. Org. Chem.*, 2011, **76**, 25–34.
- 29 R. P. Pandit and Y. R. Lee, *Adv. Synth. Catal.*, 2014, **356**, 3171–3179.
- 30 D. Liu, C. Liu, H. Li and A. Lei, *Angew. Chem., Int. Ed.*, 2013, **52**, 4453–4456.
- 31 W. Muramatsu, K. Nakano and C.-J. Li, *Org. Lett.*, 2013, **15**, 3650–3653.
- 32 W. Muramatsu and K. Nakano, *Org. Lett.*, 2014, **16**, 2042–2045.
- 33 W. Muramatsu and K. Nakano, *Org. Lett.*, 2015, **17**, 1549–1552.
- 34 M. Shibuya, Y. Sasano, M. Tomizawa, T. Hamada, K. Kozawa, N. Nagahama and Y. Iwabuchi, *Synthesis*, 2011, 3418–3425.
- 35 K. Qvortrup, D. A. Rankic and D. W. C. MacMillan, *J. Am. Chem. Soc.*, 2014, **136**, 626–629.
- 36 A. Tyagi, T. Matsumoto, T. Kato and H. Yoshida, *Catal. Sci. Technol.*, 2016, **6**, 4577–4583.
- 37 D. Liu, C. Liu, H. Li and A. Lei, *Chem. Commun.*, 2014, **50**, 3623–3626.
- 38 Z. Xie, Y. Cai, H. Hu, C. Lin, J. Jiang, Z. Chen, L. Wang and Y. Pan, *Org. Lett.*, 2013, **15**, 4600–4603.
- 39 A. Correa, B. Fiser and E. Gómez-Bengoa, *Chem. Commun.*, 2015, **51**, 13365–13368.
- 40 Y. Li, M. Wang, W. Fan, F. Qian, G. Li and H. Lu, *J. Org. Chem.*, 2016, **81**, 11743–11750.
- 41 T. He, L. Yu, L. Zhang, L. Wang and M. Wang, *Org. Lett.*, 2011, **13**, 5016–5019.
- 42 Y. Zhang, K. B. Teuscher and H. Ji, *Chem. Sci.*, 2016, **7**, 2111–2118.
- 43 Z. Wu, C. Pi, X. Cui, J. Bai and Y. Wu, *Adv. Synth. Catal.*, 2013, **355**, 1971–1976.
- 44 E. Kianmehr, N. Faghhi, S. Karaji, Y. A. Lomedasht and K. M. Khan, *J. Organomet. Chem.*, 2016, **801**, 10–13.
- 45 W. Sun, Z. Xie, J. Liu and L. Wang, *Org. Biomol. Chem.*, 2015, **13**, 4596–4604.
- 46 G. Deng, K. Ueda, S. Yanagisawa, K. Itami and C.-J. Li, *Chem.–Eur. J.*, 2009, **15**, 333–337.
- 47 J. Jin and D. W. C. MacMillan, *Angew. Chem., Int. Ed.*, 2015, **54**, 1565–1569.
- 48 A. P. Antonchick and L. Burgmann, *Angew. Chem., Int. Ed.*, 2013, **52**, 3267–3271.
- 49 S. Liu, A. Liu, Y. Zhang and W. Wang, *Chem. Sci.*, 2017, **8**, 4044–4050.
- 50 C. A. Correia, L. Yang and C.-J. Li, *Org. Lett.*, 2011, **13**, 4581–4583.
- 51 H. Jiang, J. Xie, A. Lin, Y. Cheng and C. Zhu, *RSC Adv.*, 2012, **2**, 10496–10498.
- 52 X. Guo, S. Pan, J. Liu and Z. Li, *J. Org. Chem.*, 2009, **74**, 8848–8851.
- 53 W.-T. Wei, M.-B. Zhou, J.-H. Fan, W. Liu, R.-J. Song, Y. Lu, M. Hu, P. Xie and J.-H. Li, *Angew. Chem., Int. Ed.*, 2013, **125**, 3726–3729.
- 54 L.-K. Jin, L. Wan, J. Feng and C. Cai, *Org. Lett.*, 2015, **17**, 4726–4729.
- 55 L. Jin, J. Feng, G. Lu and C. Cai, *Adv. Synth. Catal.*, 2015, **357**, 2105–2110.
- 56 Q. Yang, P. Y. Choy, Y. Wu, B. Fan and F. Y. Kwong, *Org. Biomol. Chem.*, 2016, **14**, 2608–2612.
- 57 Z. Gu, Y. Tang and G.-F. Jiang, *J. Org. Chem.*, 2017, **82**, 5441–5448.
- 58 D. Lee and R. D. Otte, *J. Org. Chem.*, 2004, **69**, 3569–3571.
- 59 S. Pan, J. Liu, H. Li, Z. Wang, X. Guo and Z. Li, *Org. Lett.*, 2010, **12**, 1932–1935.
- 60 (a) D. H. R. Barton and V. N. Le Gloahec, *Tetrahedron*, 1998, **54**, 15457–15648; (b) P. A. MacFaul, D. D. M. Wayner and K. U. Ingold, *Acc. Chem. Res.*, 1998, **31**, 159–162; (c) D. H. R. Barton, *Chem. Soc. Rev.*, 1996, 237–239; (d) D. H. R. Barton and D. Doller, *Acc. Chem. Res.*, 1992, **25**, 504–512.
- 61 X. Liu, Y. Chen, K. Li, D. Wang and B. Chen, *Chin. J. Chem.*, 2012, **30**, 2285–2291.
- 62 K.-q. Zhu, L. Wang, Q. Chen and M.-y. He, *Tetrahedron Lett.*, 2015, **56**, 4943–4946.
- 63 Q. Yang, P. Y. Choy, W. C. Fu, B. Fan and F. Y. Kwong, *J. Org. Chem.*, 2015, **80**, 11193–11199.
- 64 D. Wang, R. Zhang, R. Deng, S. Lin, S. Guo and Z. Yan, *J. Org. Chem.*, 2016, **81**, 11162–11167.
- 65 M. K. Singh, H. K. Akula, S. Satishkumar, L. Stahl and M. K. Lakshman, *ACS Catal.*, 2016, **6**, 1921–1928.
- 66 L. Dian, S. Wang, S. Z. Negrerie, Y. Du and K. Zhao, *Chem. Commun.*, 2014, **50**, 11738–11741.
- 67 K. Sun, X. Wang, G. Li, Z. Zhu, Y. Jiang and B. Xiao, *Chem. Commun.*, 2014, **50**, 12880–12883.
- 68 L. Wang, K.-q. Zhu, W.-t. Wu, Q. Chen and M.-y. He, *Catal. Sci. Technol.*, 2015, **5**, 2891–2896.
- 69 (a) C. W. Tornøe, C. Christensen and M. Meldal, *J. Org. Chem.*, 2002, **67**, 3057–3064; (b) V. V. Rostovtsev, L. G. Green, V. V. Fokin and K. B. Sharpless, *Angew. Chem., Int. Ed.*, 2002, **41**, 2596–2599; (c) B. T. Worrell, J. A. Malik and V. V. Fokin, *Science*, 2013, **340**, 457–460.
- 70 S. Rajamanickam, G. Majji, S. K. Santra and B. K. Patel, *Org. Lett.*, 2015, **17**, 5586–5589.
- 71 H. Aruri, U. Singh, S. Sharma, S. Gudup, M. Bhogal, S. Kumar, D. Singh, V. K. Gupta, R. Kant, R. A. Vishwakarma and P. P. Singh, *J. Org. Chem.*, 2015, **80**, 1929–1936.
- 72 H. M. Guo, C. Xia, H.-Y. Niu, X.-T. Zhang, S.-N. Kong, D.-C. Wang and G.-R. Qu, *Adv. Synth. Catal.*, 2011, **353**, 53–56.
- 73 I. Buslov and X. Hu, *Adv. Synth. Catal.*, 2014, **356**, 3325–3330.
- 74 See for example: (a) Z. Kazimierzczuk, H. B. Cottam, G. R. Revankar and R. K. Robins, *J. Am. Chem. Soc.*, 1984, **106**, 6379–6382; (b) C. Hildebrand and G. E. Wright, *J. Org. Chem.*, 1992, **57**, 1808–1813.



- 75 J. Sun, Y. Zhang, S. Mathan, Y. Wang and Y. Pan, *J. Org. Chem.*, 2016, **81**, 3380–3385.
- 76 Y. Meng, L.-N. Guo, H. Wang and X.-H. Duan, *Chem. Commun.*, 2013, **49**, 7540–7542.
- 77 Z. Xu, Z. Hang, L. Chai and Z.-Q. Liu, *Org. Lett.*, 2016, **18**, 4662–4665.
- 78 V. Malatesta and K. U. Ingold, *J. Am. Chem. Soc.*, 1981, **103**, 609–614.
- 79 S.-r. Guo, P. S. Kumar and M. Yang, *Adv. Synth. Catal.*, 2017, **359**, 2–25.
- 80 A. Batra, P. Singh and K. N. Singh, *Eur. J. Org. Chem.*, DOI: 10.1002/ejoc.201700341.
- 81 Z. Li and C.-J. Li, *Org. Lett.*, 2004, **6**, 4997–4999.
- 82 Z. Li, P. D. MacLeod and C.-J. Li, *Tetrahedron: Asymmetry*, 2006, **17**, 590–597.
- 83 G. Zhang, Y. Zhang and R. Wang, *Angew. Chem., Int. Ed.*, 2011, **50**, 10429–10432.
- 84 J. Zhang, B. Tiwari, C. Xing, X. Chen and Y. R. Chi, *Angew. Chem., Int. Ed.*, 2012, **51**, 3649–3652.
- 85 A. J. Neel, J. P. Hehn, P. F. Tripet and F. D. Toste, *J. Am. Chem. Soc.*, 2013, **135**, 14044–14047.
- 86 S. Sun, C. Li, P. E. Floreancig, H. Lou and L. Liu, *Org. Lett.*, 2015, **17**, 1684–1687.
- 87 Z. Xie, X. Liu and L. Liu, *Org. Lett.*, 2016, **18**, 2982–2985.
- 88 H. Yamamoto and H. Tsuji, *Synfacts*, 2016, **12**, 0948.
- 89 Q. Yang, L. Zhang, C. Ye, S. Luo, L.-Z. Wu and C.-H. Tung, *Angew. Chem., Int. Ed.*, 2017, **56**, 3694–3698.

