


 Cite this: *RSC Adv.*, 2020, 10, 19781

A remarkable mixture of germanium with phosphorus and arsenic atoms making stable pentagonal hetero-prisms $[M@Ge_5E_5]^+$, $E = P, As$ and $M = Fe, Ru, Os^\dagger$

 Hung Tan Pham,^a Cam-Tu Dang Phan,^b Minh Tho Nguyen^c and Nguyen Minh Tam^{*de}

A pentagonal hetero-prismatic structural motif was found for singly transition metal doped $M@Ge_5E_5^+$ clusters, where the transition metal atom is located at the centre of a (5/5) Ge_5E_5 prism in which Ge is mixed with either P or As atoms. Structural characterization indicates that each (5/5) Ge_5E_5 prism is established by joining of two Ge_3E_2 and Ge_2E_3 strings in a prismatic fashion rather than two Ge_5 and E_5 strings. Each string results from a remarkable mixture of Ge and E atoms and contains only one E–E connection due to the fact that Ge–E bonds are much stronger than E–E connections. From the donor–acceptor perspective, the Ge_5E_5 tube donates electrons to the M center, which behaves as an acceptor. NBO atomic charge and ELI_D analyses demonstrate such electrostatic interactions of the M dopant with a $Ge_5E_5^+$ tube which likely induce thermodynamic stability for the resulting $M@Ge_5E_5^+$ cluster. CMO analysis illustrates that the conventional 18 electron count is recovered in the $M@Ge_5E_5^+$ cations.

Received 11th February 2020

Accepted 12th May 2020

DOI: 10.1039/d0ra01316a

rsc.li/rsc-advances

1. Introduction

Due to a potentially important role of germanium based compounds in semiconductors and optoelectronic industries,^{1–4} the geometric, electronic, thermodynamic and spectroscopic properties of small Ge clusters and their doped varieties have carefully been investigated by both theoretical and experimental methods alike.^{5–15} According to numerous previous studies on doped germanium clusters, singly transition metal doped germanium clusters provide us with a wide range of geometrical features. It is known that the $M@Ge_{16}$ clusters with $M = Ti, Zr,$ and Hf establish Frank–Kasper polyhedrons in which each metal dopant is encapsulated by a T_d Ge_{16} cage.¹⁶ Similar to silicon clusters, a hexagonal prism shape has been identified for the $V@Ge_{12}^-$, $Mo@Ge_{12}$ and $W@Ge_{12}$ clusters.^{17–20} Of the transition metal doped $MGe_{12}^{-/0}$ clusters, the gold doped $AuGe_{12}^-$ anion presents a high symmetry structure whose Au dopant is encapsulated by an I_h Ge_{12} host.²¹

Some previous theoretical studies found that the three-dimensional star-like structure can be constructed by the ionic interactions of seven satellite alkali cations with a flat E_5^{6-} pentagonal ring in which E is one of elements of group 14.^{22–24} Moreover, by using DFT calculations including van der Waals effects, Li *et al.* has point out the small Ge_6 , Ge_9 , and Ge_{10} clusters can play as the block units which can be connect together in order to form assembly materials and the van der Waals force impressively strengthens the covalent bond between different units, but plays less important role on the bonds in unit.²⁵ Remarkably, it is highly particular that the pentagonal prism shape was experimentally observed for the $CoGe_{10}^{3-}$ and $FeGe_{10}^{3-}$ clusters in which either the Co or the Fe atom is centered in a D_{5h} (5/5) Ge_{10} pentagonal prism.^{26,27} A large number of systematic investigations were carried out to elucidate the structural evolution of singly metal doped germanium clusters at various charged states.^{18–20,28–35} Accordingly, an interplay between the metal dopant and the Ge-host gives rise to the richness on geometries varying from incomplete cage through encapsulated tube to Frank–Kasper polyhedron.

Within a great effort in the search for novel geometrical motifs of germanium-based cluster, multiple doping of P and As hetero-atoms to germanium hosts produced some symmetric hetero-fullerene structures. Following introduction of As atoms the mixed $[V@Ge_8As_4]^{3-}$ and $[Nb@Ge_8As_6]_3^-$ hetero-fullerenes were generated. Structural identifications for the experimentally prepared $[V@Ge_8As_4]^{3-}$ and $[Nb@Ge_8As_6]_3^-$ clusters

^aDepartment of Chemistry, KU Leuven, Celestijnenlaan 200F, B-3001 Leuven, Belgium

^bLaboratory of Computational Chemistry and Modelling, Quy Nhon University, Quy Nhon, Vietnam

^cInstitute for Computational Science and Technology (ICST), Ho Chi Minh City, Vietnam

^dComputational Chemistry Research Group, Ton Duc Thang University, Ho Chi Minh City, Vietnam. E-mail: nguyenminhtam@tdtu.edu.vn
^eFaculty of Applied Sciences, Ton Duc Thang University, Ho Chi Minh City, Vietnam

[†]Electronic supplementary information (ESI) available. See DOI: 10.1039/d0ra01316a


showed that the V and Nb dopants are located at the central region of the Ge_8As_4 and Ge_8As_6 hetero-cages, respectively.^{36,37} Similarly, with dopant being Cr, Mo and W atoms, high symmetry structures were also observed in which the metal dopant is covered by a D_{3h} Ge_8E_6 frame with $\text{E} = \text{P}$ and As . Subsequent theoretical studies pointed out that these $\text{M@Ge}_8\text{E}_6$ hetero-cages share an electron shell of $[1\text{S}^21\text{P}^61\text{D}^{10}1\text{F}^{14}1\text{G}^{18}2\text{S}^22\text{P}^62\text{D}^{10}]$ enclosing 68 electrons. The existence of Ge-cages with mixed P and As elements suggests that a doping of P or As into a germanium host emerges as a good approach to generate high symmetry hetero-structures.

Although the MGe_{10}^q prismatic structures have gained so much attentions, their hetero-derivatives with P and As have been not considered yet. Indeed, while the FeGe_{10}^q was identified as a pentagonal prism in nine charge states with q being from -5 to $+3$, the isovalent RuGe_{10}^q clusters are of polyhedral geometry.^{34,38} Additionally, the compounds containing a P_5 or As_5 pentagon were found in the carbon-free as well as mixed $\text{M}(\text{Cp})\text{E}_5$ sandwich complexes. Within these coordination compounds, each P_5 or As_5 ring coordinates to a transition metal rather than forms any mixed-ring.^{39–43} It is subsequently predicted that $\text{M@Ge}_5\text{P}_5^+$ and $\text{M@Ge}_5\text{As}_5^+$ could be stable in a sandwich form where the M center is coordinated by both Ge_5 and E_5 rings. In this context, it is of interest to explore the effects of the P and As hetero-atoms to geometry of Fe@Ge_{10}^q pentagonal prism. With the aim to search for novel clusters possessing a stable tubular structural motif, we set out to carry out a theoretical investigation on geometries and electronic structure of the species Ge_5E_5^+ in mixing the five germanium atoms with five P or As counterparts, and then they are singly doped by a transition metal (TM) giving rise to the doped $\text{M@Ge}_5\text{E}_5^+$ clusters. The main role of the TM dopant is to stabilize the high symmetry tubular prism motif which is usually not stable in free forms. For a systematic exploration, we consider the elements of group 8 including Fe, Ru and Os as the dopant M. It turns out that such a mixture between Ge with either P or As leads to a set of remarkably stable pentagonal prisms containing an unprecedented combination of these elements.

2. Computational methods

In order to explore the potential energy surface (PES) of each of the $\text{M@Ge}_5\text{E}_5^+$ systems considered, its guess geometries are generated by using a stochastic algorithm previously implemented by us.⁴⁴ Our stochastic search method was improved based on the ‘random kick’ procedure reported by Saunders⁴⁵ for exploring the low-lying isomers of compounds. According to this procedure, each atom of an initial structure is kicked to randomly move within a sphere of radius r , then the structures, generated from that, become the inputs for subsequent geometry optimizations using electronic structure calculations, and the ‘moving radius’ r of atoms is the only variable controlled in this procedure. In our modified stochastic searching procedure, three additional variables will be controlled to provide better structures constructed for the following geometry optimizations. We modify this algorithm by adding a permutation

subroutine in which each atom exchanges its position with all the others. For each MGe_5E_5^+ system, we generate 1000 initial isomers for geometry optimization. This algorithm has been proven to be highly efficient in the search for the energetically lower-lying isomers of the systems containing various components.^{46–48} Additionally, on the basis of the well-known MGe_{10}^q structures that have already been reported in previous studies, we substitute Ge atoms by either P or As atoms, and thereby generate the initial isomers for the mixed $\text{M@Ge}_5\text{E}_5^+$ systems.

All guessing structures of each series are geometrically optimized by using B3P86 functional in conjunction with small LANL2DZ basis set.⁴⁹ Subsequently, the obtained structures, which have relative energy in range 50 kcal mol^{-1} , will be selected to re-optimize using the same functional but in conjunction with a larger basis set, including the 6-311+G(d) set⁵⁰ for Ge, P and As atoms, and the aug-cc-pVTZ or aug-cc-pVTZ-PP for Fe, Ru and Os^{51,52} in which PP stands for pseudo-potential. The current study utilizes the hybrid B3P86 functional due to it has previously been tested as suitable for treatment of geometrical and electronic structures of mixed clusters containing transition metals.⁵³ All geometric optimizations and electronic structure calculations are performed using the Gaussian 09 suite of program.⁵⁴ It should be noted that the cationic state is considered in order to probe the closed-shell electron configuration with a low spin state.

3. Result and discussion

3.1 Geometries

As for a convention, we label the structures considered as **A.M.x** in which A = P and As stand for Ge_5P_5 and Ge_5As_5 hosts, respectively, M = Fe, Ru and Os denotes the TM dopant, and finally, $x = 1, 2, \dots$, indicates the isomers with increasing relative energy. For the Ge_5E_5^+ cations, the structures are denoted as **A.x**. Relative energies given here under are consistent with respect to the corresponding isomer $x = 1$.

To probe the effects of the metal dopant on the geometries of Ge_5P_5^+ and Ge_5As_5^+ cations, we first present in Fig. 1 the lower-lying isomers of both Ge_5P_5^+ and Ge_5As_5^+ cations obtained at the B3P86/6-311+G(d) level. No special shape is observed for both Ge–P and Ge–As mixed systems (Fig. 1). For Ge_5P_5^+ , the lowest energy structure **P.1** contains four P–P connections, whereas **P.2** turns out to contain a P_5 cycle connected to a Ge_5 counterpart and is only 3 kcal mol^{-1} higher in energy than **P.1**. The next isomers including **P.3**, **P.4** and **P.5** are significantly less stable. Regarding the Ge_5As_5^+ cations, **As.1** contains only one As–As bond but it emerges as the lowest-energy structure. The geometric characteristic of **As.1** is completely different from that of the isovalent **P.1**. Remarkably, **As.3** possesses an As_5 pentagonal string and is 8 kcal mol^{-1} higher. Other higher energy isomers of the Ge_5As_5^+ cation are also shown in Fig. 1.

Geometry identification for $\text{M@Ge}_5\text{P}_5^+$ cations with M = Fe, Ru and Os clearly points out that a metal dopant M stabilizes the Ge_5P_5^+ host into a double ring shape. The lower-lying isomers of $\text{M@Ge}_5\text{P}_5^+$ clusters are displayed in Fig. 2, and also in Fig. S1–S3 of the ESI file.† Accordingly, the $\text{M@Ge}_5\text{P}_5^+$ cations mainly feature a pentagonal prism, and each metal

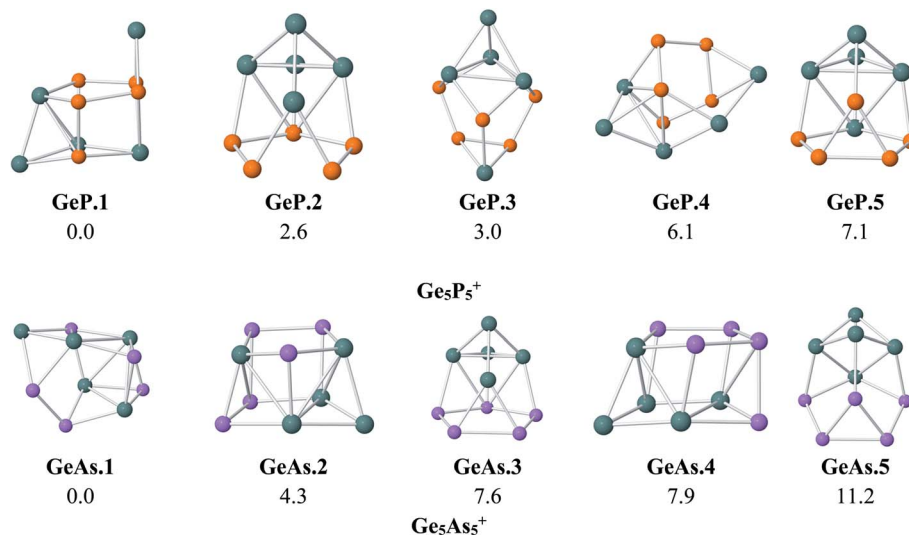


Fig. 1 Shapes and relative energies (in kcal mol⁻¹) of lower-lying isomers of Ge₅P₅⁺ and Ge₅As₅⁺ clusters. Geometry optimizations and energy calculations were performed at the B3P86/6-311+G(d) level.

dopant, involving Fe, Ru and Os, is found to be located in the central region of a mixed (5/5) Ge₅P₅ double ring, which actually is formed by connecting Ge₄P, Ge₃P₂, Ge₂P₃ and GeP₄ pentagons together in a prismatic fashion. Of the latter, a combination of both Ge₃P₂ and Ge₂P₃ strings establishes the global energy minimum structure for the M@Ge₅P₅⁺ cation. No isomer

having a (Ge₅)M(E₅)⁺ sandwich complex has been found. The appearance of M@Ge₅P₅⁺ double ring prism emphasizes the crucial role of the metal dopant Fe, Ru and Os in stabilizing a Ge₅P₅⁺ cation in a high symmetry form.

Similar to the Fe@Ge₁₀⁴ cluster, a mixed Fe@Ge₅P₅⁺ cluster is thus stabilized in a pentagonal prism. Moreover, such

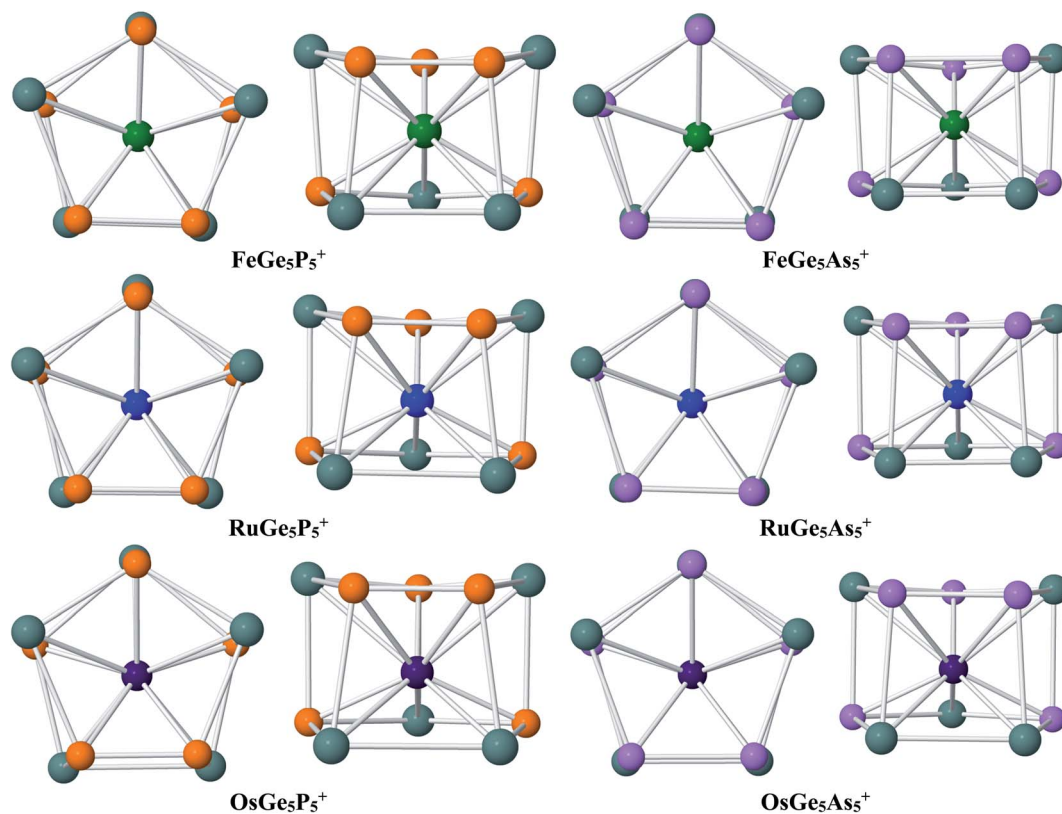


Fig. 2 Shapes of the global energy minimum structures of M@Ge₅E₅⁺ with M = Fe, Ru and Os and E = P and As. Geometry optimizations were performed using the B3P86 functional with the 6-311+G(d) basis set for Ge and E and aug-cc-pVTZ basis set for Fe and aug-cc-pVTZ-PP basis set for Ru and Os metals.

a structural motif is consistently found for both $\text{Ru@Ge}_5\text{P}_5^+$ and $\text{Os@Ge}_5\text{P}_5^+$ as their ground state, whereas the Ru@Ge_{10}^9 cluster does not exist. This result again demonstrates the important role of P atoms in formation of pentagonal prism, in such a way that a multiple doping of P atoms into a germanium host, or replacing of Ge by P atoms, appears to be an efficient approach to generate double ring structures for germanium-based clusters. It is interesting to note that the formation of P–P direct connections in each cluster series containing Fe, Ru and Os is in relation to the cluster stability. The most stable structure of $\text{Fe@Ge}_5\text{P}_5^+$, $\text{Ru@Ge}_5\text{P}_5^+$ and $\text{Os@Ge}_5\text{P}_5^+$ cations contains each only one P–P bond, whereas other isomers having two or more P–P bonds are significantly less stable (Fig. S1–S3†). The isomers **P.Fe.5**, **P.Fe.6** and **P.Fe.7** contain each three P–P direct connections, and they are 10–15 kcal mol⁻¹ higher in energy. Similarly, structures containing Ru and Os exhibit three or more P–P direct bonds are calculated to be highly unstable. Overall, introduction of Fe, Ru and Os dopants into a Ge_5P_5^+ host establishes a (5/5) hetero-prism double ring structure for $\text{M@Ge}_5\text{P}_5^+$ cations, but the Ge and P atoms are mixed in such a way that formation of two or more P–P direct bonds tend to destabilize the resulting clusters.

Regarding the $\text{M@Ge}_5\text{As}_5^+$ clusters, a similar behavior is again observed. DFT calculations emphasize that a hetero-prismatic shape is again dominating as displayed in Fig. S4–S6 of the ESI file.† On the structural aspect, each of the Fe, Ru and Os dopants occupies a place of the central region of a prismatic cage formed by the Ge_4As , Ge_3As_2 , Ge_2As_3 and GeAs_4 pentagons. Similar to $\text{M@Ge}_5\text{P}_5^+$, disposition of both Ge_3As_2 and Ge_2As_3 pentagonal strings in an anti-prism form gives rise to the most stable structure for $\text{M@Ge}_5\text{As}_5^+$, as depicted in Fig. 2. The similarity on geometric characteristic of $\text{M@Ge}_5\text{As}_5^+$ clusters and their P homologues ($\text{M@Ge}_5\text{P}_5^+$ cations) again emphasizes the crucial stabilizing role of Fe, Ru and Os metals in turning an irregular cage to a tubular structure. In case of $\text{Fe@Ge}_5\text{As}_5^+$, there is a competition for the ground state. Actually, the triplet **As.Fe.1** and **As.Fe.2** isomers, which are structures containing two and three As–As connections, are only ~1 kcal mol⁻¹ more stable than the singlet **As.Fe.3**, an isomer containing only one As–As bond. Additionally, the triplet ³A'' (*C_s*) **As.Fe.3** is only ~1 kcal mol⁻¹ higher than its single state, so that they are competitive for ground state of the $\text{Fe@Ge}_5\text{As}_5^+$ cluster. However, this result emphasizes that the existence of hetero-prism containing one As–As connection is a general tendency in $\text{M@Ge}_5\text{As}_5^+$ clusters.

As in the P homologues, the thermodynamic stability of $\text{M@Ge}_5\text{As}_5^+$ cations is found again in correlation with the number of direct As–As bonds. In fact, the isomer having one As–As connection is significantly more stable than those possessing two or more As–As bonds, as shown in Fig. S4–S6 of the ESI file.† In other words, formation of additional As–As bonds tends to destabilize the doped clusters.

The above structural identifications illustrate the coherent fact that the metal atoms of group 8 involving Fe, Ru and Os induce a great geometrical modification for the Ge_5E_5^+ cations with E being an element in group of 15 (P and As). Both Ge_5P_5^+ **P.1** and Ge_5As_5^+ **As.1** cations do not exist in a special form, and

more importantly, a prismatic shape is not observed at all for their lower-lying isomers. Incorporation of a metal of the group Fe, Ru and Os into such Ge_5E_5^+ cations brings in a (5/5) pentagonal double ring prismatic shape for doped $\text{M@Ge}_5\text{E}_5^+$ clusters, in which the strings are formed upon mixture of atoms. This appears to be a general tendency for this class of clusters (Fig. 3).

The geometric feature of $\text{M@Ge}_5\text{E}_5^+$ clusters clearly shows that they prefer a mixed tubular shape rather than form a carbon-free sandwich complex. In fact, the existence of $\text{M@Ge}_5\text{E}_5^+$ shows a different trend in which both P_5 and As_5 rings no longer exist. The sandwich structure $(\text{Ge}_5\text{ME}_5)^+$ is extremely unstable, even it does not appear as a local minimum on the $\text{M@Ge}_5\text{E}_5^+$ potential energy surface. It can thus be concluded that in the global minimum isomer of $\text{M@Ge}_5\text{E}_5^+$, the metal center is coordinated by both Ge_3E_2 and Ge_2E_3 rings without any E_5 string.

For a further characterization of the electron distribution, the bond length and Wiberg bond index (WBI) of the Ge–E, Ge–Ge and E–E bonds are tabulated in Table 2. For free M–E molecules, a bond length of ~2.1 Å is found for M–P connections with M = Fe, Ru and Os, but their WBI values vary from 2.6, 3.2 to 3.5, respectively (Table 1). According to the usual meaning of WBI, P atom forms a triple bond with Fe and Ru while a nearly quadruple bond is identified for OsP dimer. A similar result is observed in M–As and M–Ge diatomic molecules where Os establishes a nearly quadruple bond with As and Ge, and a triple bond character is found for Fe–As, Fe–Ge, Ru–As and Ge, and a triple bond character is found for Fe–As, Fe–Ge, Ru–As and Ge, and a triple bond character is found for Fe–As, Fe–Ge, Ru–As and Ge, and a triple bond character is found for Fe–As, Fe–Ge, Ru–As and Ge. The strength of M–E and M–Ge dimers tends to increase in going from M = Fe to Os. The WBI values of free Ge_2 , GeP and GeAs dimers are calculated to be 2.5, 2.7 and 3.1, respectively. As a consequence, they can be formally classified as a triple bond. Particularly, P_2 and As_2 have bond lengths of 1.9 and 2.2 Å, respectively, and the corresponding WBI values amount to 3.6 and 3.5.

Within the $\text{M@Ge}_5\text{P}_5^+$ clusters, P–P connections have bond length of ~2.2 Å and WBI values of ~1.0 clearly indicating

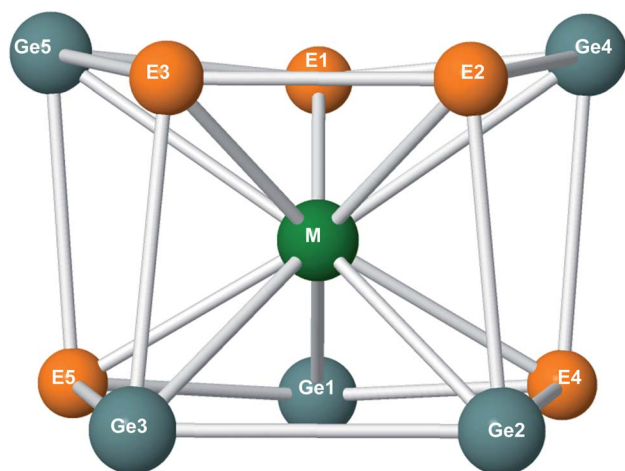


Fig. 3 Geometric shapes of the lowest-energy structure of $\text{M@Ge}_5\text{E}_5^+$.

Table 1 Geometrical parameters (distance in angstrom) and WBI (a. u.) of $M@Ge_5E_5^+$ prisms

	$Fe@Ge_5P_5^+$	$Ru@Ge_5P_5^+$	$Os@Ge_5P_5^+$		$Fe@Ge_5As_5^+$	$Ru@Ge_5As_5^+$	$Fe@Ge_5As_5^+$
M-P1	2.3/1.2	2.4/1.6	2.5/1.5	M-As1	2.4/1.1	2.5/1.4	2.6/1.5
M-P2	2.3/1.2	2.4/1.4	2.4/1.6	M-As2	2.4/1.1	2.5/1.4	2.6/1.6
M-P4	2.3/1.3	2.3/1.2	2.3/1.9	M-As4	2.4/1.1	2.4/1.6	2.4/1.9
M-Ge4	2.6/1.0	2.7/1.2	2.7/1.4	M-Ge4	2.6/0.9	2.7/1.2	2.7/1.3
M-Ge1	2.5/1.1	2.6/1.3	2.6/1.5	M-Ge1	2.6/1.0	2.6/1.3	2.6/1.5
M-Ge2	2.5/1.1	2.6/1.4	2.5/1.6	M-Ge2	2.6/0.9	2.6/1.4	2.6/1.6
P2-P3	2.2/1.0	2.2/1.0	2.2/0.1	As2-As3	2.5/0.9	2.4/1.0	2.4/1.0
P1-Ge4	2.5/0.7	2.4/0.9	2.4/0.8	As1-Ge4	2.5/0.9	2.5/0.9	2.5/0.8
P2-Ge4	2.5/0.8	2.5/0.7	2.5/0.7	As2-Ge4	2.5/0.7	2.6/0.8	2.9/0.5
P1-Ge1	2.5/0.7	2.6/0.6	2.6/0.6	As1-Ge1	2.6/0.7	2.7/0.6	2.7/0.6
P2-Ge2	2.5/0.7	2.6/0.5	2.7/0.4	As2-Ge2	2.6/0.8	2.7/0.6	2.7/0.5
P4-Ge4	2.5/0.7	2.6/0.6	2.6/0.5	As4-Ge4	2.6/0.7	2.7/0.6	2.6/0.7
P4-Ge1	2.4/0.9	2.6/0.6	2.6/0.6	As4-Ge1	2.5/0.9	2.6/0.7	2.6/0.6
Ge3-Ge2	2.6/0.7	2.8/0.5	2.9/0.5	Ge3-Ge2	2.7/0.7	2.7/0.8	2.7/0.5

a single bond character. A similar single bond character is found for Ge-Ge, which exhibits a WBI value of 0.7 in $Fe@Ge_5P_5^+$, and 0.5 in both $Ru@Ge_5P_5^+$ and $Os@Ge_5P_5^+$. Connections of Ge with P atoms are characterized by WBI values in the range of 0.4–0.9, also implying a Ge-P single bond. Accordingly, Ge and P atoms form Ge-Ge, Ge-P and P-P single bonds in the Ge_5P_5 prismatic tube. A similar pattern is observed for the Ge_5As_5 cages in which Ge-As connections have WBI values of 0.5–0.9 for Ge-As bonds, and ~ 1.0 for As-As and Ge-Ge bonds. It is important to explore the bonding between Ge_3E_2 and Ge_2E_3 rings. The connectivities associated with the superposition between both Ge_3E_2 and Ge_2E_3 strings is identified as single bond according to WBI results. Therefore, it is not possible to consider the pentagonal Ge_3E_2 and Ge_2E_3 rings of $M@Ge_5E_5^+$ as two independent rings. On the other hand, the $M@Ge_5E_5^+$ is a tubular cluster rather than a $[(Ge_3E_2)M(Ge_2E_3)]^+$ carbon-free sandwich complex.

For connections containing the metal atom, the M-P bonds of $M@Ge_5P_5^+$ are not only significantly longer than those of the corresponding M-P diatomic molecules, but their WBI values are also found to be in a range of 1.2–1.9. Similarly, M-As connections of $M@Ge_5As_5^+$ prism have WBI values varying from 1.1 to 1.9. Hence, metal atoms form, in connecting with P and As atoms, stronger bonds than single bonds. In comparison to free MGe, MP and MAs dimers, formation of $M@Ge_5E_5^+$ prisms significantly reduces the strength of the corresponding connection. As shown in Table 2, the M-Ge connections have

WBI values of ~ 1 –2, whereas the WBI of free MGe species is greater than 2. In other words, the strength of a M-Ge bond is reduced when a doped $M@Ge_5E_5^+$ prism is established. Overall, the WBI analysis indicates that Ge and E atoms either E = P or As, connect together by a single bond whereas a metal atom gives rise to multiple bonds in interacting with the Ge, P and As elements.

Although both P_2 and As_2 dimeric molecules are highly stable, as indicated by large values of their dissociation energies and WBI, the appearance of P-P and As-As connections in a $M@Ge_5E_5^+$ prismatic cluster tends to destabilize it. Within the most stable isomer of a $M@Ge_5E_5^+$ cluster, both P-P and As-As connections are identified as single bonds, according to WBI results. Therefore, in order to rationalize the rather negative effect of the P-P and As-As connections on the stability of $M@Ge_5E_5^+$ cluster, the dissociation energies (DE) of the E-E bonds as evaluated from the homolytic breaking $H_2E-EH_2 \rightarrow 2EH_2$, $H_3Ge-EH_2 \rightarrow Ge_3H_3 + EH_2$ and $H_3Ge-GeH_3 \rightarrow 2GeH_3$ processes which describe well the dissociation of E-E, Ge-E and Ge-Ge single bonds, are calculated and given in Table 1. Accordingly, the DEs of the $H_3Ge-GeH_3$ bond has a value of 66 kcal mol $^{-1}$ whereas the DE values of H_3Ge-PH_2 and $H_3Ge-AsH_2$ are computed to be ~ 60 kcal mol $^{-1}$. The H_2P-PH_2 and $H_2As-AsH_2$ species have DEs of ~ 50 kcal mol $^{-1}$ which are significantly smaller than the others. This result points out both P-P and As-As single bonds are consistently weaker than the mixed Ge-P, Ge-As and the pure Ge-Ge counterparts.

Table 2 Bond length (*d*, angstrom) and WBI (a.u.) of MGe, ME, E_2 and GeE diatomic molecules

Molecule	<i>d</i>	WBI	Molecule	<i>d</i>	WBI	Molecule	<i>d</i>	WBI
Fe-P	2.1	2.6	Ru-P	2.1	3.2	Os-P	2.1	3.5
Fe-As	2.2	2.4	Ru-As	2.2	3.3	Os-As	2.1	4.1
Fe-Ge	2.3	2.3	Ru-Ge	2.2	3.3	Os-Ge	2.1	3.5
Ge-Ge	2.4	2.5	Ge-P	2.2	2.7	Ge-As	2.4	3.1
P-P	1.9	3.6	As-As	2.1	3.5			

Table 3 Dissociation energy (DE, kcal mol $^{-1}$) and bond length (*r*, Å) of H_2E-XH_3 molecules (TPSSH/6-311++G(d,p))

	DE (E-X)	<i>r</i> (E-X)
H_2P-PH_2	50.3	2.26
$H_2As-AsH_2$	47.0	2.47
$H_3Ge-GeH_3$	66.2	2.43
H_3Ge-PH_2	60.7	2.34
$H_3Ge-AsH_2$	57.9	2.44

Therefore, formation of Ge–P, Ge–As and Ge–Ge bonds is expected to give rise more thermodynamic stability to $\mathbf{M}@Ge_5E_5^+$ prismatic structure than the P–P and As–As connections. As a result, the most stable isomer of each $\mathbf{M}@Ge_5E_5^+$ cluster contains only one P–P or As–As bond whereas eight Ge–E connections are formed (Table 3).

3.2 Chemical bonding analysis: donor–acceptor complex

Interaction between a metal dopant M with a $Ge_5E_5^+$ cage is further probed using the NBO atomic charges (Table 2) that illustrate that metal atoms bear a largely negative charge, ~ -3.5 electron. On the other hand, the $Ge_5E_5^+$ prismatic double ring supplies electrons to the metal dopant, and thereby establishes a negatively charged center $M^{\delta-}$. Each $\mathbf{M}@Ge_5E_5^+$ prismatic structure can thus be regarded as a $[M^{\delta-}(Ge_5E_5)^{\delta+}]^+$ donor–acceptor complex where the metal atom M behaves as an acceptor centre and the $Ge_5E_5^+$ cage plays as a donor moiety.

An analysis of the electron distribution using the electron localization indicator (ELI_D)⁵⁵ is carried out to further explore the bonding phenomena of $\mathbf{M}@Ge_5E_5^+$ clusters. As shown in Fig. 4, at the bifurcation value of 1.3, a di-synaptic basin, $V(E,E)$, is clearly observed for E–E connections in all clusters considered. Similarly, localization domains are found for either Ge–P or Ge–As connection indicating their covalent bond character. The $V(M,Ge)$ and $V(M,E)$ basins with $M = Fe, Ru$ and Os , and $E = P$ are found at lower bifurcation values suggesting that the connections containing metal atom have an ionic character. This result is consistent with the NBO analysis given above in

which $Ge_5E_5^+$ is shown to transfer much electron to the M center. Both NBO and ELI_D analyses illustrate that the electrostatic interaction of a negatively charged metal dopant with a $Ge_5E_5^+$ positively charged tubular moiety contributes to a thermodynamic stabilization of the resulting $\mathbf{M}@Ge_5E_5^+$ hetero-prisms.

3.3 The 18 electron count

The stability of the singly metal doped tubes is often rationalized by using the classical electron count in which the metal atom receives electrons to gain a fulfilled d^{10} configuration. It should however be noted that the Fe, Ru and Os atoms have a general electron configuration of $[ns^2(n-1)d^6]$, which thus needs 4 additional electrons to fill their $(n-1)d^{10}$ shell. NBO analysis given above indicates that each $Ge_5E_5^+$ cage transfers an amount of ~ 3.5 electron to the metal center. In other words, each $Ge_5E_5^+$ cage effectively provides 4 valence electrons to establish a closed $(n-1)d^{10}$ subshell for the metal M, and thereby stabilizes the $\mathbf{M}@Ge_5E_5^+$ tubular prism. Following this line of argument, the orbital interaction diagram between the Fe atom and a $Ge_5P_5^+$ prism is constructed and displayed in Fig. 5. The result constructed for the $Ge_5P_5^+$ case can certainly be generalized for the other derivatives.

According to Fig. 5, the 4s-AO of Fe atom involves interaction with the HOMO-9 of $Ge_5P_5^+$ and produces an S level for $\mathbf{Fe}@Ge_5P_5^+$. The D_{xy} and $D_{x^2-y^2}$ levels are produced upon interaction of the HOMO and HOMO-1 with 3d-AOs of Fe. Interaction of the LUMO and LUMO+1 of $Ge_5P_5^+$ prism with 3d-AOs of

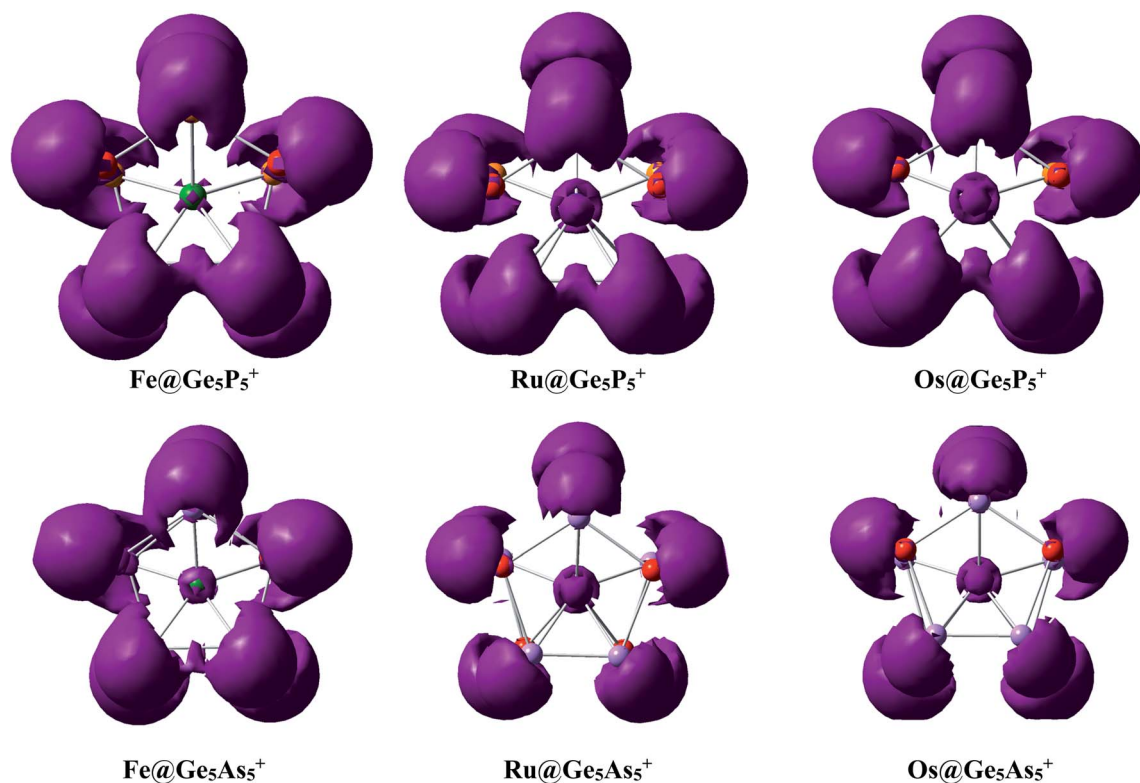


Fig. 4 ELI_D maps plotted at the bifurcation value of 1.3 for $\mathbf{M}@Ge_5E_5^+$.

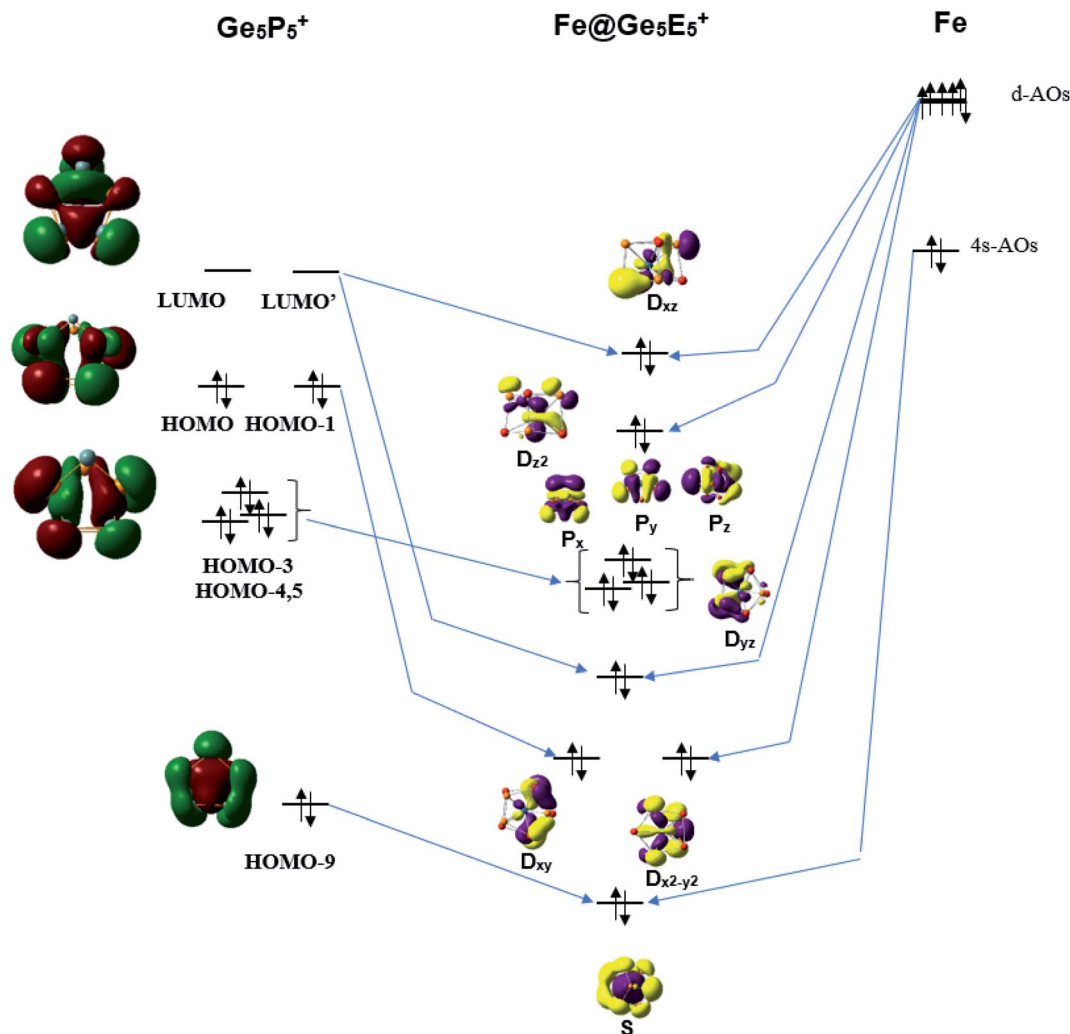


Fig. 5 A representative orbital interaction diagram of Fe with Ge_5P_5^+ prism producing MOs containing 18 electrons.

Fe induces the D_{xz} and D_{yz} eigenstates of $\text{Fe@Ge}_5\text{P}_5^+$. The $3d_{z^2}$ AO of Fe becomes D_{z^2} of $\text{Fe@Ge}_5\text{P}_5^+$ prismatic cluster. The P_x , P_y and P_z levels of $\text{Fe@Ge}_5\text{P}_5^+$ are mainly contributed by the HOMO-3,4,5 of Ge_5P_5^+ cage. Finally, orbital interactions of the Fe dopant with Ge_5P_5^+ prism produce an electron configuration of $[\text{S}^2\text{P}^6\text{D}^{10}]$ which in fact contains 18 valence electrons.

A similar orbital interaction is also found for other clusters including $\text{RuGe}_5\text{P}_5^+$, $\text{OsGe}_5\text{P}_5^+$ and $\text{MGe}_5\text{As}_5^+$ as shown in Fig. S7–S11 of ESI file.† These results show that metal dopants Fe, Ru and Os gain each 4 electrons from the Ge_5E_5^+ cage to fulfill its $(n - 1)d^{10}$ level, and thereby induce an enhanced stability for the $\text{M@Ge}_5\text{E}_5^+$ prismatic structures, which not only share a general structural motif but also have a same stabilizing mechanism where the metal center gains 4 electrons from Ge_5E_5^+ prismatic cage to establish a 18 electron configuration. It is interesting that the polyanions Co@Ge_{10}^{3-} and Fe@Ge_{10}^{4-} pentagonal prismatic clusters, which are iso-valent with $\text{Fe@Ge}_5\text{E}_5^+$, are stabilized by a similar mechanism. They are similar to Ge_5E_5^+ prisms; the Ge_{10} prismatic host also supplies electrons to fulfill $3d^{10}$ levels of Co and Fe centers, and

subsequently establishes a 18 electron configuration.^{38,56} This gives an emphasis that hetero-atoms including P and As not only replace Ge position in a prismatic framework but also provide electrons to fulfil 18 electron configuration.

4. Concluding remarks

In summary, we presented a theoretical investigation on geometry, stability and chemical bonding of the Ge_5E_5^+ and MGe_5E_5^+ cationic clusters with $\text{E} = \text{P, As}$; $\text{M} = \text{Fe, Ru and Os}$. Structural identifications clearly pointed out that the doping of a transition metal atom greatly influences to geometry of the Ge_5E_5^+ cage. Structurally, the singly doped $\text{M@Ge}_5\text{E}_5^+$ clusters are stabilized in pentagonal hetero-prism shape whereas the Ge_5E_5^+ cation is not in any special form. Each hetero-prismatic structure is formed by superposition of the Ge_4E , Ge_3E_2 , Ge_2E_3 and GeE_4 pentagons together in prismatic fashion, but the combination of Ge_3E_2 and Ge_2E_3 strings peculiarly establishes the global minimum structure for $\text{M@Ge}_5\text{E}_5^+$ cations. Interestingly, the cluster contains only one E–E connection exhibits the lowest-energy while a structure possesses two or more E–E

bonds is significantly less stable. Ge–E bonds are in fact stronger than E–E connections. Within the donor–acceptor perspective, with acceptor being the metal dopant, the GeE cage donates around 4 electrons to the M center and then stabilize $M@Ge_5E_5^+$ clusters. A CMO analysis illustrates that the conventional 18 electron count is effectively recovered in the stabilized $M@Ge_5E_5^+$ cations.

Conflicts of interest

The authors declare no competing financial interest.

Acknowledgements

This research is funded by Vietnam National Foundation for Science and Technology Development (NAFOSTED) under grant number 103.01-2019.372 to NMT.

References

- 1 W. L. Brown, R. R. Freeman, K. Raghavachari and M. Schlüter, *Science*, 1987, **235**, 860.
- 2 E. C. Honea, A. Ogura, C. A. Murray, K. Raghavachari, W. O. Sprenger, M. F. Jarrold and W. L. Brown, *Nature*, 1993, **366**, 42–44.
- 3 Y. Kamata, *Mater. Today*, 2008, **11**, 30–38.
- 4 R. Pillarisetty, *Nature*, 2011, **479**, 324–328.
- 5 J. Wang, G. Wang and J. Zhao, *Phys. Rev. B: Condens. Matter Mater. Phys.*, 2001, **64**, 205411.
- 6 R. B. King, I. Silaghi-Dumitrescu and A. Lupan, *Inorg. Chem.*, 2005, **44**, 3579–3588.
- 7 R. B. King, I. Silaghi-Dumitrescu and M. M. Uță, *Inorg. Chem.*, 2006, **45**, 4974–4981.
- 8 R. B. King and I. Silaghi-Dumitrescu, *Inorg. Chem.*, 2003, **42**, 6701–6708.
- 9 W. Qin, W.-C. Lu, Q.-J. Zang, L.-Z. Zhao, G.-J. Chen, C. Z. Wang and K. M. Ho, *J. Chem. Phys.*, 2010, **132**, 214509.
- 10 W. Qin, W.-C. Lu, L.-Z. Zhao, Q.-J. Zang, G.-J. Chen, C. Z. Wang and K. M. Ho, *J. Chem. Phys.*, 2009, **131**, 124507.
- 11 B.-x. Li and P.-l. Cao, *Phys. Rev. B: Condens. Matter Mater. Phys.*, 2000, **62**, 15788–15796.
- 12 A. A. Shvartsburg, B. Liu, Z.-Y. Lu, C.-Z. Wang, M. F. Jarrold and K.-M. Ho, *Phys. Rev. Lett.*, 1999, **83**, 2167–2170.
- 13 L. Wang and J. Zhao, *J. Chem. Phys.*, 2008, **128**, 024302.
- 14 S. Bulusu, S. Yoo and X. C. Zeng, *J. Chem. Phys.*, 2005, **122**, 164305.
- 15 S. Yoo and X. C. Zeng, *J. Chem. Phys.*, 2006, **124**, 184309.
- 16 V. Kumar and Y. Kawazoe, *Phys. Rev. Lett.*, 2002, **88**, 235504.
- 17 N. D. Phi, N. T. Trung, E. Janssens and V. T. Ngan, *Chem. Phys. Lett.*, 2016, **643**, 103–108.
- 18 X.-J. Deng, X.-Y. Kong, H.-G. Xu, X.-L. Xu, G. Feng and W.-J. Zheng, *J. Phys. Chem. C*, 2015, **119**, 11048–11055.
- 19 J. Wang and J.-G. Han, *J. Phys. Chem. A*, 2006, **110**, 12670–12677.
- 20 R. Trivedi, K. Dhaka and D. Bandyopadhyay, *RSC Adv.*, 2014, **4**, 64825–64834.
- 21 S.-J. Lu, L.-R. Hu, X.-L. Xu, H.-G. Xu, H. Chen and W.-J. Zheng, *Phys. Chem. Chem. Phys.*, 2016, **18**, 20321–20329.
- 22 M. Contreras, E. Osorio, F. Ferraro, G. Puga, K. J. Donald, J. G. Harrison, G. Merino and W. Tiznado, *Chem.–Eur. J.*, 2013, **19**, 2305–2310.
- 23 W. Tiznado, N. Perez-Peralta, R. Islas, A. Toro-Labbe, J. M. Ugalde and G. Merino, *J. Am. Chem. Soc.*, 2009, **131**, 9426–9431.
- 24 A. Vásquez-Espinal, K. Palacio-Rodríguez, E. Ravell, M. Orozco-Ic, J. Barroso, S. Pan, W. Tiznado and G. Merino, *Chem.–Asian J.*, 2018, **13**, 1751–1755.
- 25 H. Li, W. Chen, X. Han, L. Li, Q. Sun, Z. Guo and Y. Jia, *J. Comput. Chem.*, 2015, **36**, 1919–1927.
- 26 B. Zhou, M. S. Denning, D. L. Kays and J. M. Goicoechea, *J. Am. Chem. Soc.*, 2009, **131**, 2802–2803.
- 27 J.-Q. Wang, S. Stegmaier and T. F. Fässler, *Angew. Chem., Int. Ed.*, 2009, **48**, 1998–2002.
- 28 Q. Jing, F.-y. Tian and Y.-x. Wang, *J. Chem. Phys.*, 2008, **128**, 124319.
- 29 X.-J. Deng, X.-Y. Kong, X.-L. Xu, H.-G. Xu and W.-J. Zheng, *ChemPhysChem*, 2014, **15**, 3987–3993.
- 30 J. Wang and J.-G. Han, *J. Phys. Chem. B*, 2006, **110**, 7820–7827.
- 31 C. Siouani, S. Mahtout, S. Safer and F. Rabilloud, *J. Phys. Chem. A*, 2017, **121**, 3540–3554.
- 32 X.-J. Hou, G. Gopakumar, P. Lievens and M. T. Nguyen, *J. Phys. Chem. A*, 2007, **111**, 13544–13553.
- 33 D. Bandyopadhyay, P. Kaur and P. Sen, *J. Phys. Chem. A*, 2010, **114**, 12986–12991.
- 34 Y. Jin, Y. Tian, X. Kuang, C. Lu, J. L. Cabellos, S. Mondal and G. Merino, *J. Phys. Chem. C*, 2016, **120**, 8399–8404.
- 35 S. Jaiswal and V. Kumar, *Comput. Theor. Chem.*, 2016, **1075**, 87–97.
- 36 S. Mitzinger, L. Broeckaert, W. Massa, F. Weigend and S. Dehnen, *Chem. Commun.*, 2015, **51**, 3866–3869.
- 37 R. Ababei, W. Massa, B. Weinert, P. Pollak, X. Xie, R. Clérac, F. Weigend and S. Dehnen, *Chem.–Eur. J.*, 2015, **21**, 386–394.
- 38 M. M. Uță, D. Cioloboc and R. B. King, *J. Phys. Chem. A*, 2012, **116**, 9197–9204.
- 39 E. Urnežius, W. W. Brennessel, C. J. Cramer, J. E. Ellis and P. v. R. Schleyer, *Science*, 2002, **295**, 832–834.
- 40 J. Frunzke, M. Lein and G. Frenking, *Organometallics*, 2002, **21**, 3351–3359.
- 41 K. Kotrlé and R. Herchel, *Inorg. Chem.*, 2019, **58**, 14046–14057.
- 42 R. F. Winter and W. E. Geiger, *Organometallics*, 1999, **18**, 1827–1833.
- 43 M. Lein, J. Frunzke and G. Frenking, *Inorg. Chem.*, 2003, **42**, 2504–2511.
- 44 T. B. Tai and M. T. Nguyen, *J. Chem. Theory Comput.*, 2011, **7**, 1119–1130.
- 45 M. Saunders, *J. Comput. Chem.*, 2004, **25**, 621–626.
- 46 H. T. Pham, N. T. Cuong, N. M. Tam, V. D. Lam and N. T. Tung, *Chem. Phys. Lett.*, 2016, **643**, 77–83.

- 47 N. M. Tam, L. V. Duong, H. T. Pham, M. T. Nguyen and M. P. Pham-Ho, *Phys. Chem. Chem. Phys.*, 2019, **21**, 8365–8375.
- 48 N. M. Tam, V. T. Ngan and M. T. Nguyen, *Chem. Phys. Lett.*, 2014, **595–596**, 272–276.
- 49 J. P. Perdew, *Phys. Rev. B: Condens. Matter Mater. Phys.*, 1986, **33**, 8822–8824.
- 50 P. J. Hay, *J. Chem. Phys.*, 1977, **66**, 4377–4384.
- 51 K. A. Peterson, D. Figgen, M. Dolg and H. Stoll, *J. Chem. Phys.*, 2007, **126**, 124101.
- 52 D. Figgen, K. A. Peterson, M. Dolg and H. Stoll, *J. Chem. Phys.*, 2009, **130**, 164108.
- 53 V. T. Ngan, P. Gruene, P. Claes, E. Janssens, A. Fielicke, M. T. Nguyen and P. Lievens, *J. Am. Chem. Soc.*, 2010, **132**, 15589–15602.
- 54 M. J. Frisch, H. B. Schlegel, G. E. Scuseria, M. A. Robb, J. R. Cheeseman, J. A. Montgomery, *et al.*, *Gaussian 09 Revision: D.01*, 2009.
- 55 M. Kohout, F. R. Wagner and Y. Grin, *Int. J. Quantum Chem.*, 2006, **106**, 1499–1507.
- 56 M. M. Uță, D. Cioloboc and R. B. King, *Inorg. Chem.*, 2012, **51**, 3498–3504.