


 Cite this: *RSC Adv.*, 2020, 10, 6452

# Catalysis with magnetically retrievable and recyclable nanoparticles layered with Pd(0) for C–C/C–O coupling in water†

 Alpesh K. Sharma,  Hemant Joshi  ‡ and Ajai K. Singh  \*

Nanoparticles layered with palladium(0) were prepared from nano-sized magnetic Fe<sub>3</sub>O<sub>4</sub> by coating it with silica and then reacting sequentially with phenylselenenyl chloride under an N<sub>2</sub> atmosphere and palladium(II) chloride in water. The resulting Fe<sub>3</sub>O<sub>4</sub>@SiO<sub>2</sub>@SePh@Pd(0) NPs are magnetically retrievable and the first example of NPs in which the outermost layer of Pd(0) is mainly held by selenium. The weight percentage of Pd in the NPs was found to be 1.96 by ICP-AES. The NPs were authenticated *via* TEM, SEM-EDX, XPS, and powder XRD and found to be efficient as catalysts for the C–O and C–C (Suzuki–Miyaura) coupling reactions of ArBr/Cl in water. The oxidation state of Pd in the NPs having size distribution from ~12 to 18 nm was inferred as zero by XPS. They can be recycled more than seven times. The main features of the proposed protocols are their mild reaction conditions, simplicity, and efficiency as the catalyst can be separated easily from the reaction mixture by an external magnet and reused for a new reaction cycle. The optimum loading (in mol% of Pd) was found to be 0.1–1.0 and 0.01–1.0 for *O*-arylation and Suzuki–Miyaura coupling, respectively. For ArCl, the required amount of NPs was more as compared to that needed for ArBr. The nature of catalysis is largely heterogeneous.

 Received 17th December 2019  
 Accepted 27th January 2020

 DOI: 10.1039/c9ra10618a  
[rsc.li/rsc-advances](http://rsc.li/rsc-advances)

## Introduction

NPs having a magnetic core can be easily separated from the reaction mixture by using an external magnet. This makes materials like Fe<sub>3</sub>O<sub>4</sub> a promising support for nano-catalysts as easy separation improves their reusability.<sup>1</sup> Nano-catalysts have a high specific surface area-to-volume ratio. Thus, more reactant molecules undergo association with the catalyst, enhancing the catalytic efficiency.<sup>2</sup> However, the high surface energy of a nano-catalyst can make it unstable and sometimes it causes agglomeration. On supporting the catalytic species on magnetic nanoparticles, agglomeration is prevented along with the significant advantage of recyclability, resulting from easy separation.<sup>3,4</sup> Magnetically separable nano-catalysts have been designed successfully by the grafting methodology and used in metal-catalyzed organic reactions,<sup>5</sup> organo-catalysis and enzymatic catalysis.<sup>6</sup> Fe<sub>3</sub>O<sub>4</sub> is a robust, low-cost, chemically stable, and readily available material of low toxicity. Therefore, it is suitable for designing magnetically retrievable NPs. The easy

functionalization of Fe<sub>3</sub>O<sub>4</sub> makes it a better alternative to other heterogeneous supports, *viz.*, silica, graphene, and alumina. After completion of the reaction, the magnetic NPs can be easily removed from the mixture with the help of an external magnet.<sup>7,8</sup> The functionalization of magnetic Fe<sub>3</sub>O<sub>4</sub> with diverse functional groups, chemical entities, metal complexes, and NPs has led to efficient catalytic systems for a wide range of organic reactions.<sup>5,6,9</sup> The metal complexes of organochalcogen ligands have emerged as promising single-source precursors for the synthesis of metal chalcogenide NPs and catalysts for various chemical transformations.<sup>10</sup> Metal chalcogenide NPs supported on solids have been found to be efficient for catalyzing the organic reactions.<sup>11</sup> Ru(OH)<sub>x</sub> NPs supported on selenium–silica coated Fe<sub>3</sub>O<sub>4</sub> have been reported recently as efficient catalysts for amide synthesis.<sup>12</sup> Encouraged by the catalytic potential of these metal chalcogenides, we have designed Fe<sub>3</sub>O<sub>4</sub>@SiO<sub>2</sub>@SePh@Pd(0) and investigated its catalytic activities for the C–C (Suzuki–Miyaura) and C–O coupling reactions. The NPs catalyze the reactions efficiently in water. The magnetic nanoparticles also often show a strong tendency to agglomerate as a result of self-interactions and hence, suitable protecting agents are used for stabilizing them. Therefore, Fe<sub>3</sub>O<sub>4</sub> is coated with SiO<sub>2</sub> in the present case.<sup>13</sup>

Diaryl ether linkage is an important component of various polymers, agrochemicals, and pharmaceuticals.<sup>14</sup> Several antibiotics and biologically active natural products like thyroxine (a mammalian hormone) have diaryl ether linkage.<sup>15</sup> Palladium<sup>17</sup> and copper<sup>16</sup> are among the important metal catalysts for the *O*-

Department of Chemistry, Indian Institute of Technology Delhi, New Delhi 110016, India. E-mail: aksingh@chemistry.iitd.ac.in; ajai57@hotmail.com; Fax: +91-01-26581102; Tel: +91-011-26591379

† Electronic supplementary information (ESI) available: Size distribution curve of NPs, SEM-EDX image. See DOI: 10.1039/c9ra10618a

‡ Present address: Department of Chemistry, School of Chemical Sciences and Pharmacy, Central University of Rajasthan, NH-8, Bandarsindri, Ajmer, Rajasthan 305817, India.



arylation reaction. The research groups of Hartwig and Buchwald have contributed immensely in this area.<sup>18</sup> In most of the cases, a ligand is used with a metal salt to catalyze the reaction. There is also a report on a ligand-free catalytic system.<sup>19</sup> However, recyclable catalytic systems applicable under mild reaction conditions in water are rarely reported.<sup>13</sup>

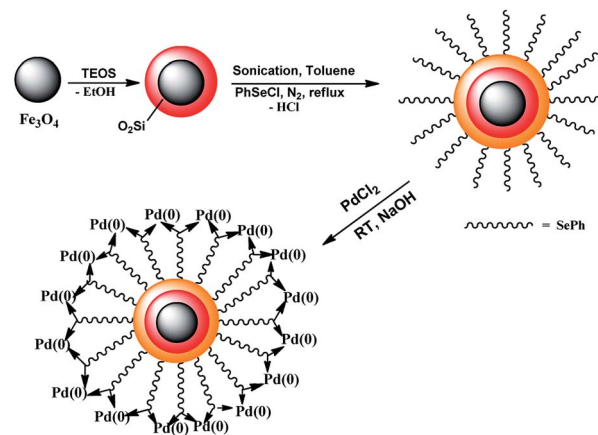
Suzuki–Miyaura coupling is an important C–C coupling reaction,<sup>20</sup> affording biaryls, building blocks of natural products,<sup>21</sup> agrochemicals, and pharmaceutical ingredients. The palladium complexes of phosphines,<sup>22,23</sup> carbenes,<sup>24</sup> palladacycles,<sup>25</sup> and organochalcogen ligands<sup>26</sup> are reported as efficient homogeneous catalysts for this coupling. Several of the catalytic systems known for this coupling reaction are air- and moisture-sensitive and for a good yield, an inert atmosphere is a necessity.<sup>27</sup> Heterogeneous catalytic systems are also known<sup>28–30</sup> for the coupling reactions as well as other organic transformations. Among them, some are air- and moisture-sensitive and require an inert atmosphere.<sup>29b</sup> Furthermore, with most of the catalysts reported for coupling and other organic reactions, an organic solvent is necessary to achieve a good yield.<sup>29e,30</sup> Water, being environment-friendly, economical, non-toxic, non-flammable, cheap, and readily available,<sup>31</sup> is of enormous interest as a solvent for catalytic reactions. Many reactions in an aqueous medium reported in the literature were performed at a high temperature and/or in the presence of a co-solvent to get a good yield of the product.<sup>30g–k</sup> Herein, we report the  $\text{Fe}_3\text{O}_4@\text{SiO}_2@\text{SePh}@Pd(0)$  nanoparticle (NP)-catalyzed Suzuki–Miyaura coupling and *O*-arylation of phenol in pure water at a moderate temperature of 80 °C.

## Results and discussion

The preparation of  $\text{Fe}_3\text{O}_4@\text{SiO}_2@\text{SePh}@Pd(0)$  NPs is summarized in Scheme 1.  $\text{Fe}_3\text{O}_4$  prepared using a recently reported protocol<sup>12</sup> was coated with silica and treated in an aqueous medium under an  $\text{N}_2$  atmosphere with phenylselenenyl chloride and  $\text{PdCl}_2$  successively. Magnetic  $\text{Fe}_3\text{O}_4@\text{SiO}_2@\text{SePh}@Pd(0)$  NPs were separated using an external magnet, washed with water followed by  $\text{Et}_2\text{O}$ , and dried *in vacuo* at 60 °C for 2 h. Neither  $\text{Fe}_3\text{O}_4@\text{SiO}_2@\text{SePh}@Pd(0)$  NPs nor their precursor was found to be soluble in water or the organic solvent. The weight percentage of Pd in  $\text{Fe}_3\text{O}_4@\text{SiO}_2@\text{SePh}@Pd(0)$  NPs was determined to be 1.96% with ICP-AES. TEM, SEM-EDX, and powder X-ray diffraction (PXRD) (Fig. 1) were used to authenticate the NPs as  $\text{Fe}_3\text{O}_4@\text{SiO}_2@\text{SePh}@Pd(0)$ . They appeared to have irregular cubic morphology.

### Powder XRD and XPS of $\text{Fe}_3\text{O}_4@\text{SiO}_2@\text{SePh}@Pd(0)$ NPs

The PXRD pattern<sup>12</sup> of  $\text{Fe}_3\text{O}_4$  exhibits peaks (*hkl*) at 220, 311, 333, and 440. They can be well indexed to the cubic phase of  $\text{Fe}_3\text{O}_4$  and are in good agreement with the literature results (JCPDS 82-1533). The silica-coated NPs ( $\text{Fe}_3\text{O}_4@\text{SiO}_2$ ) show a broader PXRD pattern<sup>12</sup> at  $2\theta = 20$  to  $29^\circ$  (JCPDS 83-2470) due to their non-crystalline nature. Their peaks (*hkl*) at 220, 311, 333, and 440 correspond to the  $\text{Fe}_3\text{O}_4$  core. After the immobilization of selenium-containing species (SePh) onto



Scheme 1 The synthesis of  $\text{Fe}_3\text{O}_4@\text{SiO}_2@\text{SePh}@Pd(0)$  NPs.

$\text{Fe}_3\text{O}_4@\text{SiO}_2$ , additional peaks due to Se appear in the PXRD pattern of  $\text{Fe}_3\text{O}_4@\text{SiO}_2@\text{SePh}$  along with the peaks of  $\text{Fe}_3\text{O}_4@\text{SiO}_2$ .<sup>12</sup> On layering  $\text{Fe}_3\text{O}_4@\text{SiO}_2@\text{SePh}$  with Pd, the dispersity of Se increases as it becomes a part of the metal's coordination sphere. Thus, peaks corresponding to Se were not detected in the PXRD pattern of  $\text{Fe}_3\text{O}_4@\text{SiO}_2@\text{SePh}@Pd(0)$  (Fig. 1). Palladium coordinated with Se and the binding of Pd with selenium donor sites was expected to be strong. The PXRD pattern of  $\text{Fe}_3\text{O}_4@\text{SiO}_2@\text{SePh}@Pd(0)$  exhibits peaks (*hkl*) at 111, 200, and 220, corresponding to Pd(0) NPs (JCPDS 87-0643). No peak indicating any impurity was noticed, thereby authenticating the purity of  $\text{Fe}_3\text{O}_4@\text{SiO}_2@\text{SePh}@Pd(0)$  NPs.

The zero oxidation state of Pd in  $\text{Fe}_3\text{O}_4@\text{SiO}_2@\text{SePh}@Pd(0)$  was established by the X-ray photoelectron spectra, as shown in Fig. 2. The binding energies of the  $3d_{5/2}$  and  $3d_{3/2}$  states of Pd were found to be 335.8 and 341.2 eV, respectively, which were consistent with its zero oxidation state, thereby indicating the complete reduction of Pd(II) to Pd(0).<sup>32</sup>

### TEM and SEM-EDX of $\text{Fe}_3\text{O}_4@\text{SiO}_2@\text{SePh}@Pd(0)$ NPs

The transmission electron microscopy (TEM) images of  $\text{Fe}_3\text{O}_4@\text{SiO}_2@\text{SePh}@Pd(0)$  NPs are shown in Fig. 3. The SEM-EDX spectrum (Fig. S2 in the ESI†) supports the presence of iron,

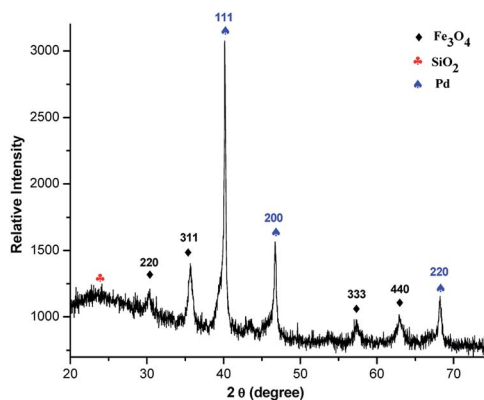


Fig. 1 PXRD of  $\text{Fe}_3\text{O}_4@\text{SiO}_2@\text{SePh}@Pd(0)$  NPs.

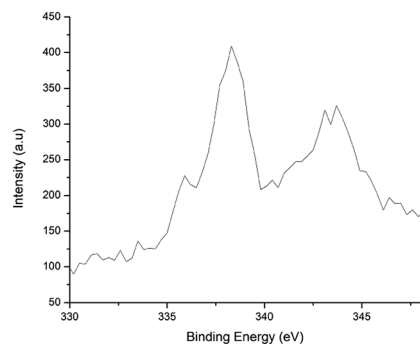


Fig. 2 The XPS spectra of  $\text{Fe}_3\text{O}_4@\text{SiO}_2@\text{SePh}@Pd(0)$  NPs.

oxygen, silicon, selenium, carbon, and palladium in  $\text{Fe}_3\text{O}_4@\text{SiO}_2@\text{SePh}@Pd(0)$  NPs. The size distribution of these NPs was found to be approximately  $\sim 12\text{--}18$  nm (Fig. S1 in ESI†).

### Catalytic applications

**O-Arylation of phenol.** The  $\text{Fe}_3\text{O}_4@\text{SiO}_2@\text{SePh}@Pd(0)$  NPs were explored to catalyze the C–O coupling reaction of phenol with several aryl halides in water. The conditions for the coupling reaction were optimized for the reaction of 4-bromobenzaldehyde with phenol (Table 1). In the absence of the catalyst as well as a base, the conversion to the coupled product was negligible (Table 1, entries 7 and 8). The reaction was investigated with different quantities of the catalyst (0.01 to 0.5 mol%). The best results were achieved with 0.1 mol% catalyst loading. On increasing the quantity of the catalyst, significant improvement was not observed in the yield of the product. However, on lowering the catalyst amount to 0.01 mol%, the yield of the product decreased (Table 1, entry 9). Among the bases tested, namely,  $\text{K}_2\text{CO}_3$ ,  $\text{Cs}_2\text{CO}_3$ ,  $\text{Et}_3\text{N}$ ,  $\text{K}_3\text{PO}_4$ , and NaOH, optimum results were obtained with NaOH (Table 1, entry 5). The performance of a range of solvents, *viz.*, DMF, EtOH, DMSO, and toluene was tested and compared to that of water. All these alternatives to water did not show better results (Table 1, entries 10–13).

The scope of the present protocol was explored using a range of aryl halides. The results (Table 2) showed that the present catalyst was capable of coupling aryl chlorides, bromides, and iodides with phenol. The yield was good even in the case of less

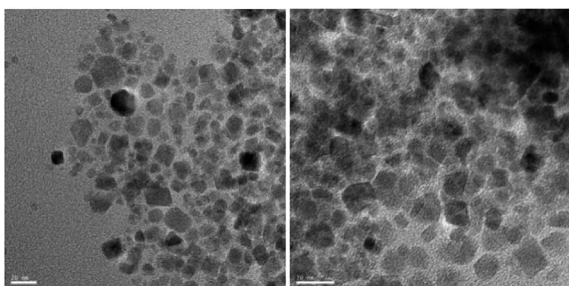


Fig. 3 The TEM images of  $\text{Fe}_3\text{O}_4@\text{SiO}_2@\text{SePh}@Pd(0)$  NPs at 20 nm scale bar.

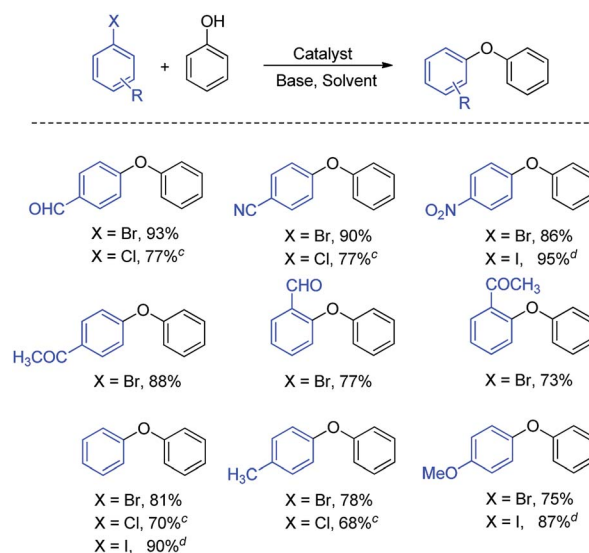
Table 1 Screening of reaction conditions for O-arylation<sup>a</sup>

Entry no.	Catalyst (mol%)	Base	Solvent	Time (h)	Yield <sup>b</sup> (%)
1	0.5	$\text{K}_2\text{CO}_3$	Water	3	83
2	0.5	$\text{Cs}_2\text{CO}_3$	Water	3	78
3	0.5	$\text{Et}_3\text{N}$	Water	3	10
4	0.5	$\text{K}_3\text{PO}_4$	Water	3	45
5	0.5	NaOH	Water	3	94
6	0.1	NaOH	Water	3	93
7	0.5	—	Water	12	—
8	—	NaOH	Water	12	—
9	0.01	NaOH	Water	3	76
10	0.1	NaOH	DMF	3	79
11	0.1	NaOH	EtOH	3	92
12	0.1	NaOH	DMSO	3	88
13	0.1	NaOH	Toluene	3	46

<sup>a</sup> Reaction conditions: 4-bromobenzaldehyde (1 mmol), phenol (1.1 mmol), solvent (5 mL), base (1.5 mmol), bath temp. (80 °C). <sup>b</sup> Isolated yield.

activated substrates in a short time (2–6 h) compared to many literature results.<sup>29a–29f</sup> The present NPs also showed good catalytic activity for heteroaryl halides. The electron-withdrawing and releasing substituents on haloarene had a significant effect on the yield of the coupled product (Table 2). The reaction of deactivated aryl halides with phenol gave a good yield, but it was less in comparison to those of activated aryl halides. The position of a substituent on the ring of aromatic halide also affected the yield of the coupled product; the substituent at a position *ortho* to the halo group gave a lower

Table 2  $\text{Fe}_3\text{O}_4@\text{SiO}_2@\text{SePh}@Pd(0)$ -catalyzed O-arylation of phenol<sup>a,b</sup>



<sup>a</sup> Reaction conditions: aryl halide (1 mmol), phenol (1.1 mmol), catalyst (0.1 mol%), time 3 h, water (5 mL), NaOH (1.5 mmol), and bath temp. 80 °C. <sup>b</sup> Isolated yield. <sup>c</sup> Catalyst 1 mol% and reaction time 6 h. <sup>d</sup> Catalyst 0.01 mol% and reaction time 2 h.

Table 3 Screening of reaction conditions for Suzuki–Miyaura reaction<sup>a</sup>

Entry no.	Catalyst (mol%)	Base	Solvent	Time (h)	Yield <sup>b</sup> (%)
1	0.5	K <sub>2</sub> CO <sub>3</sub>	Water	3	95
2	0.1	K <sub>2</sub> CO <sub>3</sub>	Water	3	94
3	0.1	Cs <sub>2</sub> CO <sub>3</sub>	Water	3	90
4	0.5	Et <sub>3</sub> N	Water	3	34
5	0.5	K <sub>3</sub> PO <sub>4</sub>	Water	3	86
6	0.5	NaOH	Water	3	68
7	0.5	—	Water	12	—
8	—	K <sub>2</sub> CO <sub>3</sub>	Water	12	—
9	0.01	K <sub>2</sub> CO <sub>3</sub>	Water	3	81
10	0.1	NaOH	DMF	3	77
11	0.1	NaOH	DMF + water	3	92
12	0.1	NaOH	EtOH	3	91
13	0.1	NaOH	EtOH + water	3	94
14	0.1	NaOH	DMSO	3	74
15	0.1	NaOH	Toluene	3	36

<sup>a</sup> Reaction conditions: 4-bromobenzaldehyde (1 mmol), phenylboronic acid (1.2 mmol), solvent (5 mL), and base (1.5 mmol), bath temp. (80 °C).

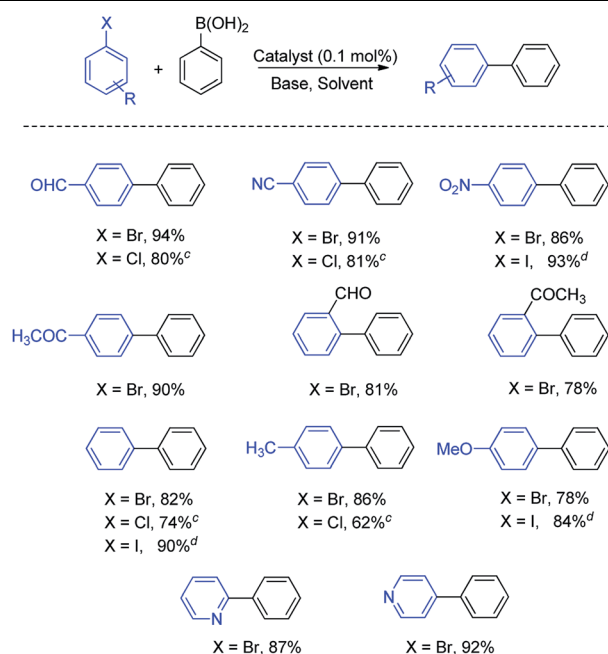
<sup>b</sup> Isolated yield.

yield in comparison to that for the substrates having a substituent at the *para* position (Table 2, entries 1, 4–6).

Some of the previously reported heterogeneous catalytic systems reported for the *O*-arylation of phenol, *viz.*, (i) Fe<sub>3</sub>O<sub>4</sub>@-SiO<sub>2</sub>@PPh<sub>2</sub>@Pd(0) (ref. 29a) (ii) maghemite-copper nanocomposites (ref. 29b) (iii) NiFe<sub>2</sub>O<sub>4</sub> (ref. 29c) (iv) CNT@α-

Fe<sub>2</sub>O<sub>3</sub>@CuO (ref. 29d) (v) Pd-ZnFe<sub>2</sub>O<sub>4</sub> (ref. 29e) and (vi) CuFe<sub>2</sub>O<sub>3</sub> (ref. 29f) were compared with the present catalyst (Table S1 (ESI<sup>†</sup>)). The comparison revealed that the present protocol with Fe<sub>3</sub>O<sub>4</sub>@SiO<sub>2</sub>@SePh@Pd(0) NPs was better in efficiency than those reported earlier. The medium of the reaction was water (a major advantage), with the scope and the reaction time being comparable (Table 2).

**Suzuki–Miyaura coupling.** The magnetically retrievable catalyst was also explored for the Suzuki–Miyaura coupling of aryl halides. The reaction of 4-bromobenzaldehyde with phenylboronic acid was chosen as the model reaction. In the absence of the catalyst and a base, no conversion was observed. K<sub>2</sub>CO<sub>3</sub> as a base and water as a solvent were found to give the best combination for the reaction (Table 3). Under the optimized conditions (3 h, 0.1 mol% of the catalyst, 80 °C), nearly quantitative conversion of 4-bromobenzaldehyde to the coupled product was observed (isolated yield: 94%). On lowering the

Table 4 Fe<sub>3</sub>O<sub>4</sub>@SiO<sub>2</sub>@SePh@Pd(0)-catalyzed Suzuki–Miyaura coupling reaction<sup>a,b</sup>

<sup>a</sup> Reaction conditions: aryl halide (1 mmol), phenylboronic acid (1.2 mmol), catalyst (0.1 mol%), time 3 h, water (5 mL), K<sub>2</sub>CO<sub>3</sub> (1.5 mmol), and bath temp. (80 °C). <sup>b</sup> Isolated yield. <sup>c</sup> Catalyst 1 mol% and reaction time 6 h. <sup>d</sup> Catalyst 0.01 mol% and reaction time 2 h.

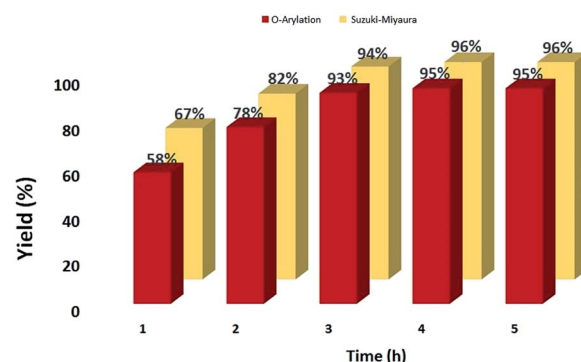


Fig. 4 Time profiles of Suzuki–Miyaura and C–O coupling of 4-bromobenzaldehyde (1 mmol); catalyst, (0.1 mol%); phenyl boronic acid (for SMC), phenol (for C–O coupling), (1.2 mmol); K<sub>2</sub>CO<sub>3</sub> (for SMC), NaOH (for C–O coupling) (1.5 mmol); water 5 mL; bath temperature, 80 °C; isolated yield in %.



Table 5 Fe<sub>3</sub>O<sub>4</sub>@SiO<sub>2</sub>@SePh@Pd(0) NPs and their precursor as catalysts<sup>a</sup>

Entry	Catalyst	Time (h)	Yield <sup>d</sup> % (for C–O)	Yield <sup>d</sup> % (for SMC)
1	Fe <sub>3</sub> O <sub>4</sub>	6	0	0
2	Fe <sub>3</sub> O <sub>4</sub> @SiO <sub>2</sub>	6	0	0
3	Fe <sub>3</sub> O <sub>4</sub> @SiO <sub>2</sub> @SePh	6	0	0
4 <sup>b</sup>	PdCl <sub>2</sub>	3	18	27
5	Fe <sub>3</sub> O <sub>4</sub> @SiO <sub>2</sub> @SePh@Pd(0) NPs	3	93	94
6 <sup>c</sup>	Fe <sub>3</sub> O <sub>4</sub> @SiO <sub>2</sub> @SePh@Pd(0) NPs	3	93	94

<sup>a</sup> Reaction conditions: 4-bromobenzaldehyde (1 mmol); catalyst, (30 mg); phenyl boronic acid (for SMC), phenol (for C–O coupling), (1.2 mmol); K<sub>2</sub>CO<sub>3</sub> (for SMC), NaOH (for C–O coupling) (1.5 mmol); water, 5 mL; temperature, 80 °C. <sup>b</sup> 1 mol%. <sup>c</sup> 100 °C. <sup>d</sup> Isolated yield.

loading of the catalyst to 0.01 mol%, the yield of the product decreased (Table 3, entry 9). Similar to the *O*-arylation of phenol, the catalyst Fe<sub>3</sub>O<sub>4</sub>@SiO<sub>2</sub>@SePh@Pd(0) successfully converted several aryl halides to biaryls with very good yields in 1.5–6 h (Table 4).

The effect on the yield of the coupled product due to the nature and position of the substituent present on the benzene ring of aryl halides may be inferred from Table 4. The presence of electron-withdrawing groups gave a somewhat better yield than the electron-donating ones. The aryl halides having a substituent at the *para* position gave a better yield of the coupled product compared to *ortho*-substituted derivatives (Table 4, entries 1, 4–6). The coupling of heteroaromatic halides was also efficiently catalyzed by Fe<sub>3</sub>O<sub>4</sub>@SiO<sub>2</sub>@SePh@Pd(0).

In summary, the magnetically separable Fe<sub>3</sub>O<sub>4</sub>@SiO<sub>2</sub>@SePh@Pd(0) NPs result in good catalytic conversion with low catalyst loading (0.01–1 mol%) in an aqueous medium without any co-solvent/additive. The comparison of the present catalyst for Suzuki–Miyaura coupling with the previously reported ones, *viz.*, (i) HMMS (hollow magnetic mesoporous spheres)-NH<sub>2</sub>-Pd,<sup>30a</sup> (ii) Pd@Mag-MSN,<sup>30b</sup> (iii) Pd–CoFe<sub>2</sub>O<sub>4</sub> MNPs,<sup>30c</sup> (iv) silica-supported palladium catalyst,<sup>30d</sup> (v) iron oxide-supported palladium NHC complex,<sup>30e</sup> (vi) NiFe<sub>2</sub>O<sub>4</sub>-(dopamine)-Pd,<sup>30f</sup> (vii) Pd/C-cetyltrimethylammonium bromide (CTAB),<sup>30g</sup> (viii) layered double hydroxide (LDH)-supported nanopalladium,<sup>30h</sup> (ix) Pd-polyoxomatalate nanoparticles,<sup>30i</sup> (x) Pd/C<sup>30j</sup> (xi) mercaptopropyl-modified mesoporous silica-supported palladium catalyst<sup>30k</sup> (xii) Pd–PPh<sub>2</sub>–SiO<sub>2</sub>@Fe<sub>3</sub>O<sub>4</sub>,<sup>30l</sup> (xiii) magnetic nanoparticle-supported (β-oxoiminato)-(phosphanyl) palladium complex,<sup>30m</sup> and (xiv) Pd–Fe<sub>3</sub>O<sub>4</sub> heterodimer nanocrystals<sup>30n</sup>

made in Table S2 (ESI<sup>†</sup>) reveals that its catalytic efficiency is better than that of most of the related heterogeneous Pd-based catalysts.

The time profiles of both C–O and Suzuki–Miyaura coupling reactions of 4-bromobenzaldehyde (1 mmol) shown in Fig. 4 indicate that on increasing the reaction time from 3 to 5 h, there is almost no increment in the yield of the coupled product, and 78–82% of the reaction is completed in 2 h. The catalysis of both the coupling reactions with nano-sized Fe<sub>3</sub>O<sub>4</sub>, Fe<sub>3</sub>O<sub>4</sub>@SiO<sub>2</sub>, and Fe<sub>3</sub>O<sub>4</sub>@SiO<sub>2</sub>@SePh was attempted. No coupled product was formed even after 6 h (Table 5, entries 1–3). When the C–O coupling and SMC reactions were carried out using PdCl<sub>2</sub> as the catalyst under the present optimum conditions, the resulting yields were 18 and 27%, respectively (Table 5, entry 4). The yield was maximum for both the coupling reactions (Table 5, entry 5) when Fe<sub>3</sub>O<sub>4</sub>@SiO<sub>2</sub>@SePh@Pd(0) NPs were used as the catalyst.

The recyclability of the catalyst was studied by carrying out the reaction between 4-bromobenzaldehyde and phenol/phenylboronic under optimum conditions, as described in the experimental section; the results are shown in Fig. 5.

Thus, the present catalyst is reusable for at least more than 7 times but with a small loss in the yield.

The catalyst was re-analyzed with TEM, SEM-EDX, and ICP-AES after the recycling experiment. The TEM image (Fig. 6) indicates some agglomeration in the nanoparticles, which is probably responsible for the decrease in the catalytic activity with the decrease in its surface area. The SEM-EDX (Fig. S3 in ESI<sup>†</sup>) result revealed that the catalyst composition remained almost the same after the catalytic reaction. The palladium

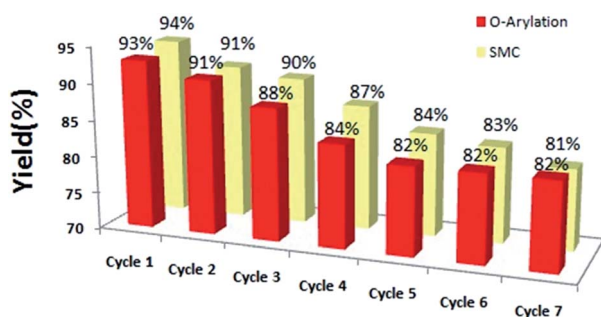



Fig. 5 Recycling experiments.

Fig. 6 The TEM image of recycled Fe<sub>3</sub>O<sub>4</sub>@SiO<sub>2</sub>@SePh@Pd(0) NPs at 100 nm scale bar.

content of the catalyst was determined with ICP-AES before and after the seven reaction cycles; it was found to be 1.96% in the beginning and 1.91% after the seventh reaction cycle. The small amount of leaching is due to the strong binding of Pd with selenium and indicates the good stability of the present catalyst. A hot filtration test was conducted for *O*-arylation as well as SMC carried out under optimum conditions to establish the role of Pd leaching, if any, on the catalytic reaction. Both the reactions did not proceed after the removal of the catalyst as the yield remained at the same level, indicating its heterogeneous nature.<sup>28</sup>

## Conclusions

A magnetically retrievable palladium nano-catalyst [ $\text{Fe}_3\text{O}_4@-\text{SiO}_2@-\text{SePh}@-\text{Pd}(0)$ ] was designed and authenticated with PXRD, SEM-EDX, ICP-AES, XPS, and TEM. It catalyzed the *O*-arylation of phenol with aryl halides and Suzuki–Miyaura coupling under mild reaction conditions in water. The optimum loading (in mol% of Pd) was found to be 0.1–1.0 and 0.01–1.0 for arylation and SMC, respectively. For ArCl, the required amount of NPs was more as compared to that needed for ArBr. The nature of catalysis was heterogeneous, as revealed by hot filtration. The recyclability of the catalyst was good. The comparison with other relevant catalytic systems indicated that it was superior to them.

## Experimental

### Physical measurement

$^1\text{H}$  and  $^{13}\text{C}\{^1\text{H}\}$  NMR spectra were recorded using a Bruker Spectrospin DPX 300 NMR spectrometer at 300.13 and 75.47 MHz, respectively. The chemical shifts were reported in ppm relative to the internal standard (tetramethylsilane) for the  $^1\text{H}$  and  $^{13}\text{C}\{^1\text{H}\}$  NMR spectra. All the reactions were carried out in glassware dried in an oven. Powder X-ray diffraction (PXRD) studies were carried out using a Bruker D8 Advance diffractometer using Ni-filtered  $\text{Cu-K}\alpha$  radiation at a scan speed of 1 s and a scan step of  $0.05^\circ$ . Transmission electron microscopy (TEM) studies were carried out using a JEOL JEM 200CX TEM instrument operated at 200 kV. The specimens for these studies were prepared by dispersing the powdered sample in ethanol by ultrasonic treatment. A few drops of the resulting homogenized slurry were put on a porous carbon film supported on a copper grid and dried in air. The elemental composition of the NPs was studied with a Carl ZEISS EVO50 scanning electron microscope (SEM) and the associated EDX system Model QuanTax 200, which is based on the SDD technology and provides an energy resolution of 127 eV under  $\text{Mn-K}\alpha$  radiation. The sample was mounted on a circular metallic sample holder with a sticky carbon tape. X-ray photoelectron spectroscopic (XPS) studies were carried out on Specs instrument equipped with an Mg K-radiation source ( $E = 1253.60$  eV) and hemispherical analyzer. The estimation of palladium in the nanoparticles was carried out using ICP-AES (DRE, PS-3000UV, Leeman Labs, Inc. USA).

### Chemicals and reagents

$\text{FeCl}_3 \cdot 6\text{H}_2\text{O}$ , urea,  $\text{FeSO}_4 \cdot 7\text{H}_2\text{O}$ , tetraethylorthosilicate (TEOS),  $\text{PdCl}_2$ , phenylselenenyl chloride, phenol, aryl halides, phenyl boronic acid, KOH, and  $\text{K}_2\text{CO}_3$  obtained from Sigma-Aldrich (USA) were used as received. The solvents (toluene, acetone, ethyl acetate, and ethanol) of AR grade were dried and distilled before use according to standard procedures.<sup>33</sup>  $\text{Fe}_3\text{O}_4@-\text{SiO}_2@-\text{SePh}$  was synthesized according to a previously reported method.<sup>12</sup>

### Synthesis of $\text{Fe}_3\text{O}_4@-\text{SiO}_2@-\text{SePh}@-\text{Pd}(0)$ NPs<sup>34</sup>

An aqueous solution of  $\text{PdCl}_2$  (1 mmol in 60 mL  $\text{H}_2\text{O}$ ) was added to  $\text{Fe}_3\text{O}_4@-\text{SiO}_2@-\text{SePh}$  NPs (2 g) dispersed in water, and the mixture was stirred for 30 min. The aqueous solution of sodium hydroxide (1 M) was added dropwise to the mixture until its pH reached  $\sim 12$ . The resulting mixture was stirred for 20 h with refluxing. The product was separated magnetically, washed 5–6 times with water followed by ethanol, and dried *in vacuo* for 2 h. The weight percentage of Pd in the catalyst was found to be 1.96% with ICP-AES.

### Procedure for Suzuki–Miyaura coupling (SMC)

A round bottom flask of 50 mL was charged with aryl halide (1 mmol), phenylboronic acid (1.2 mmol),  $\text{K}_2\text{CO}_3$  (1.5 mmol) catalyst (0.01–1.0 mol%), and deionized water (5 mL). The mixture was stirred at  $80^\circ\text{C}$ . The reaction was monitored with TLC. When the conversion of aryl halide reached maximum, the reaction mixture was cooled to room temperature and extracted with diethyl ether (20 mL). The extract was dried over anhydrous  $\text{Na}_2\text{SO}_4$ . Its solvent was evaporated with a rotary evaporator, and the residue was purified through a column of silica gel with  $\text{CHCl}_3/\text{hexane}$  as an eluent. All coupling products were analyzed with  $^1\text{H}$  NMR spectroscopy.

### Procedure for C–O coupling

Aryl halide (1 mmol), phenol (1.1 mmol), NaOH (1.5 mmol), catalyst (0.01–1.0 mol%), and deionized water (5 mL) were mixed in a round bottom flask of 50 mL and stirred at  $80^\circ\text{C}$ . The reaction was monitored with TLC. On approaching the completion of the reaction, the mixture was cooled to room temperature. It was extracted with ethyl acetate (20 mL). The extract was dried with anhydrous  $\text{Na}_2\text{SO}_4$ . The solvent of the extract was evaporated with a rotary evaporator, and the residue was purified through a column of silica gel with ethyl acetate/hexane as the eluent. All coupling products were analysed with  $^1\text{H}$  NMR spectroscopy.

### Recyclability

4-Bromobenzaldehyde was used to check recyclability. 4-Bromobenzaldehyde (1 mmol), catalyst (0.1 mol%), phenol (1.1 mmol), NaOH (1.5 mmol) [for C–O coupling]/phenylboronic acid (1.2 mmol),  $\text{K}_2\text{CO}_3$  (1.5 mmol) [for SMC], and deionized water (5 mL) were mixed in a round bottom flask of 50 mL and stirred at  $80^\circ\text{C}$ . The reaction was monitored with TLC. After completion of the C–C/C–O coupling reaction, the catalyst

(Fe<sub>3</sub>O<sub>4</sub>@SiO<sub>2</sub>@SePh@Pd(0) NPs) was separated with an external magnet. It was washed with H<sub>2</sub>O, dried *in vacuo* and reused for a new reaction cycle of 4-bromobenzaldehyde.

### Hot filtration experiment

4-Bromobenzaldehyde (1 mmol), phenol/phenylboronic acid (1.2 mmol), NaOH/K<sub>2</sub>CO<sub>3</sub> (1.5 mmol), and catalyst (0.1 mol%) were mixed with deionized water (5 mL). The mixture was stirred at 80 °C. The reaction was stopped after 1 h, and the catalyst was separated using an external magnet. The clear reaction mixture was divided into two equal parts and each part was taken separately in a 50 mL round bottom flask. The separated NPs were added to one of them. Thereafter, the reactions in both the flasks were allowed to proceed for another 3 h, and the product/conversion was analyzed with <sup>1</sup>H NMR spectroscopy.

## Conflicts of interest

There are no conflicts to declare.

## Acknowledgements

Authors thank to Council of Scientific and Industrial Research (CSIR), New Delhi, India for the financial support and SRF to AS. Nano-mission, Department of Science and Technology (India) is acknowledged for research project. HJ thanks University Grants Commission (India) for JRF/SRF.

## Notes and references

- (a) E. Rafiee and S. Eavani, *Green Chem.*, 2011, **13**, 2116; (b) C. Ó. Dálaigh, S. A. Corr, Y. Gun'ko and S. J. Connon, *Angew. Chem., Int. Ed.*, 2007, **46**, 4329; (c) D. M. Lai, L. Deng, J. Li, B. Liao, Q. X. Guo and Y. Fu, *ChemSusChem*, 2011, **4**, 55; (d) Y. Zhang and C. G. Xia, *Appl. Catal., A*, 2009, **366**, 141; (e) X. X. Zheng, S. Z. Luo, L. Zhang and J. P. Cheng, *Green Chem.*, 2009, **11**, 455.
- V. Polshettiwar and R. S. Varma, *Green Chem.*, 2010, **12**, 743.
- (a) A.-H. Lu, E. L. Salabas and F. Schüth, *Angew. Chem., Int. Ed.*, 2007, **46**, 1222; (b) Y. Zhu, L. P. Stubbs, F. Ho, R. Liu, C. P. Ship, J. A. Maguire and N. S. Hosmane, *ChemCatChem*, 2010, **2**, 365.
- V. Polshettiwar and R. S. Varma, *Org. Biomol. Chem.*, 2009, **7**, 37.
- (a) R. Abu-Reziq, H. Alper, D. S. Wang and M. L. Post, *J. Am. Chem. Soc.*, 2006, **128**, 5279; (b) G. Chouhan, D. S. Wang and H. Alper, *Chem. Commun.*, 2007, 4809; (c) T. Hara, T. Kaneta, K. Mori, T. Mitsudome, T. Mizugaki, K. Ebitani and K. Kaneda, *Green Chem.*, 2007, **9**, 1246; (d) M. J. Jin and D. H. Lee, *Angew. Chem., Int. Ed.*, 2010, **49**, 1119; (e) H. Q. Yang, Y. Wang, Y. Qin, Y. Chong, Q. Yang, G. Li, L. Zhang and W. Li, *Green Chem.*, 2011, **13**, 1352; (f) S. E. Garca-Garrido, J. Francos, V. Cadierno, J.-M. Basset and V. Polshettiwar, *ChemSusChem*, 2011, **4**, 104.
- (a) X. Wang, P. P. Dou, P. Zhao, C. M. Zhao, Y. Ding and P. Xu, *ChemSusChem*, 2009, **2**, 947; (b) J. Lee, Y. Lee, J. K. Youn, H. B. Na, T. Yu, H. Kim, S. M. Lee, Y. M. Koo, J. H. Kwak, H. G. Park, H. N. Chang, M. Hwang, J. G. Park, J. Kim and T. Hyeon, *Small*, 2008, **4**, 143.
- (a) S. Wu, A. Sun, F. Zhai, J. Wang, W. Xu, Q. Zhang and A. A. Volinsky, *Mater. Lett.*, 2011, **65**, 1882; (b) K. S. Lee, M. H. Woo, H. S. Kim, E. Y. Lee and I. S. Lee, *Chem. Commun.*, 2009, 3780; (c) V. Polshettiwar and Á. Molnár, *Tetrahedron*, 2007, **63**, 6949; (d) L. M. Rossi, I. M. Nangoi and N. J. S. Costa, *Inorg. Chem.*, 2009, **48**, 4640.
- (a) S. B. Kim, C. Cai, J. Kim, S. Sun and D. A. Sweigart, *Organometallics*, 2009, **28**, 5341; (b) H. Zhang and G. Zhu, *Appl. Surf. Sci.*, 2012, **258**, 4952; (c) M. Ma, Q. Zhang, D. Yin, J. Dou, H. Zhang and H. Xu, *Catal. Commun.*, 2012, **17**, 168; (d) N. Koukabi, E. Kolvari, A. Khazaei, M. A. Zolfigol, B. Shirmardi-Shaghasemi and H. R. Khavasi, *Chem. Commun.*, 2011, **47**, 9230.
- (a) S. Qu, H. Yang, D. Ren, S. Kan, G. Zou, D. Li and M. Li, *J. Colloid Interface Sci.*, 1999, **215**, 190; (b) V. Polshettiwar, R. Luque, A. Fihri, H. Zhu, M. Bouhrara and J.-M. Basset, *Chem. Rev.*, 2011, **111**, 3036.
- (a) K. N. Sharma, H. Joshi, A. K. Sharma, O. Prakash and A. K. Singh, *Chem. Commun.*, 2013, **49**, 9344; (b) H. Joshi, K. N. Sharma, V. V. Singh, P. Singh and A. K. Singh, *Dalton Trans.*, 2013, **42**, 2366; (c) O. Prakash, K. N. Sharma, H. Joshi, P. L. Gupta and A. K. Singh, *Dalton Trans.*, 2013, **42**, 8736; (d) O. Prakash, H. Joshi, U. Kumar, A. K. Sharma and A. K. Singh, *Dalton Trans.*, 2015, **44**, 1962; (e) O. Prakash, H. Joshi, K. N. Sharma, P. L. Gupta and A. K. Singh, *Organometallics*, 2014, **33**, 3804; (f) O. Prakash, K. N. Sharma, H. Joshi, P. L. Gupta and A. K. Singh, *Organometallics*, 2014, **33**, 2535; (g) A. K. Sharma, H. Joshi, K. N. Sharma, P. L. Gupta and A. K. Singh, *Organometallics*, 2014, **33**, 3629; (h) O. Prakash, K. N. Sharma, H. Joshi, P. L. Gupta and A. K. Singh, *Organometallics*, 2014, **33**, 983.
- (a) H. Joshi, K. N. Sharma, A. K. Sharma, O. Prakash and A. K. Singh, *Chem. Commun.*, 2013, **49**, 7483; (b) H. Joshi, K. N. Sharma, A. K. Sharma and A. K. Singh, *Nanoscale*, 2014, **6**, 4588.
- H. Joshi, K. N. Sharma, A. K. Sharma, O. Prakash, A. Kumar and A. K. Singh, *Dalton Trans.*, 2014, **43**, 12365.
- R. K. Sharma, S. Dutta, S. Sharma, R. Zboril, R. S. Varma and M. B. Gawande, *Green Chem.*, 2016, **18**, 3184.
- (a) F. Theil, *Angew. Chem., Int. Ed.*, 1999, **38**, 2345; (b) J. S. Sawyer, *Tetrahedron*, 2000, **56**, 5045; (c) A. W. Thomas and S. V. Ley, *Angew. Chem., Int. Ed.*, 2003, **42**, 5400.
- (a) E. S. Tan, M. Miyakawa, J. R. Bunzow, D. K. Grandy and T. S. Scanlan, *J. Med. Chem.*, 2007, **50**, 2787; (b) K. C. Nicolaou, C. N. C. Boddy, S. Brase and N. Winssinger, *Angew. Chem., Int. Ed.*, 1999, **38**, 2097.
- (a) N. Xia and M. Taillefer, *Chem.-Eur. J.*, 2008, **14**, 6037; (b) G. C. H. Chiang and T. Olsson, *Org. Lett.*, 2004, **6**, 3079; (c) X. Lv and W. Bao, *J. Org. Chem.*, 2007, **72**, 3863; (d) D. Maiti, *Chem. Commun.*, 2011, **47**, 8340; (e) D. Ma and Q. Cai, *Org. Lett.*, 2003, **5**, 3799.
- (a) B. Schlummer and U. Scholz, *Adv. Synth. Catal.*, 2004, **346**, 1599; (b) S. Gowrisankar, A. G. Sergeev, P. Anbarasan, A. Spannenberg, H. Neumann and M. Beller, *J. Am. Chem.*

- Soc.*, 2010, **132**, 11592; (c) T. Hu, T. Schulz, C. Torborg, X. Chen, J. Wang, M. Beller and J. Huang, *Chem. Commun.*, 2009, 7330; (d) A. Dumrath, X. F. Wu, H. Neumann, A. Spannenberg, R. Jackstell and M. Beller, *Angew. Chem., Int. Ed.*, 2010, **49**, 8988.
- 18 (a) G. Nordmann and S. L. Buchwald, *J. Am. Chem. Soc.*, 2003, **125**, 4978; (b) X. Wu, B. P. Fors and S. L. Buchwald, *Angew. Chem., Int. Ed.*, 2011, **50**, 9943; (c) R. A. Altman and S. L. Buchwald, *Org. Lett.*, 2007, **9**, 643; (d) L. Salvi, N. R. Davis, S. Z. Ali and S. L. Buchwald, *Org. Lett.*, 2012, **14**, 170; (e) G. Mann, C. Incarvito, A. L. Rheingold and J. F. Hartwig, *J. Am. Chem. Soc.*, 1999, **121**, 3224; (f) Q. Shelby, N. Kataoka, G. Mann and J. Hartwig, *J. Am. Chem. Soc.*, 2000, **122**, 10718; (g) N. Kataoka, Q. Shelby, J. P. Stambuli and J. F. Hartwig, *J. Org. Chem.*, 2002, **67**, 5553.
- 19 J. Zhang, J. Chen, M. Liu, X. Zheng, J. Ding and H. Wu, *Green Chem.*, 2012, **14**, 912.
- 20 (a) N. Miyaura and A. Suzuki, in *Advances in Metal-Organic Chemistry*, ed. L. S. Liebeskind, JAI, London, 1998, vol. 6, p. 187; (b) S. Kotha, K. Lahiri and D. Kashinath, *Tetrahedron*, 2002, **58**, 9633.
- 21 (a) T. J. Colacot, *Platinum Met. Rev.*, 2011, **55**, 84; (b) A. Suzuki, *Angew. Chem., Int. Ed.*, 2011, **50**, 6722; *Angew. Chem.*, 2011, **123**, 6854; (c) A. Suzuki and Y. Yamamoto, *Chem. Lett.*, 2011, **40**, 894; (d) A. Suzuki, *J. Organomet. Chem.*, 1999, **576**, 147.
- 22 (a) J. P. Wolfe and S. L. Buchwald, *Angew. Chem., Int. Ed.*, 1999, **38**, 2413; *Angew. Chem.*, 1999, **111**, 2570; (b) A. F. Littke, C. Dai and G. C. Fu, *J. Am. Chem. Soc.*, 2000, **122**, 4020; (c) X. Bei, H. W. Turner, W. H. Weinberg and A. S. Guram, *J. Org. Chem.*, 1999, **64**, 6797.
- 23 (a) R. B. Bedford and C. S. J. Cazin, *Chem. Commun.*, 2001, 1540; (b) R. B. Bedford, S. L. Hazelwood and M. E. Limmert, *Chem. Commun.*, 2002, 2610; (c) J. Ma, X. Cui, L. Gao and Y. Wu, *Inorg. Chem. Commun.*, 2007, **10**, 762; (d) J. P. Wolfe, R. A. Singer, B. H. Yang and S. L. Buchwald, *J. Am. Chem. Soc.*, 1999, **121**, 9550.
- 24 (a) C. Fleckenstein, S. Roy, S. Leuthaeusser and H. Plenio, *Chem. Commun.*, 2007, 2870; (b) C. Zhang and M. L. Trudell, *Tetrahedron Lett.*, 2000, **41**, 595; (c) K. N. Sharma, H. Joshi, A. K. Sharma, O. Prakash and A. K. Singh, *Organometallics*, 2013, **32**, 2443.
- 25 (a) Z. Xiong, N. Wang, M. Dai, A. Li, J. Chen and Z. Yang, *Org. Lett.*, 2004, **6**, 3337; (b) S. M. Nobre and A. L. Monteiro, *J. Mol. Catal. A: Chem.*, 2009, **313**, 65; (c) H. Joshi, O. Prakash, A. K. Sharma, K. N. Sharma and A. K. Singh, *Eur. J. Inorg. Chem.*, 2015, 1542.
- 26 (a) K. N. Sharma, H. Joshi, V. V. Singh, P. Singh and A. K. Singh, *Dalton Trans.*, 2013, **42**, 3908; (b) O. Prakash, H. Joshi, K. N. Sharma, A. K. Sharma and A. K. Singh, *Eur. J. Inorg. Chem.*, 2015, 520.
- 27 G. C. Fortman and S. P. Nolan, *Chem. Soc. Rev.*, 2011, **40**, 5151.
- 28 L. Yin and J. Liebscher, *Chem. Rev.*, 2007, **107**, 133.
- 29 (a) M. A. Zolfigol, V. Khakyzadeh, A. R. Moosavi-Zare, A. Rostami, A. Zare, N. Iranpoor, M. H. Beyzavieand and R. Luque, *Green Chem.*, 2013, **15**, 2132; (b) R. K. Sharma, R. Gaur, M. Yadav, A. K. Rathi, J. Pechousek, M. Petr, R. Zboril and M. B. Gawande, *ChemCatChem*, 2015, **7**, 3495; (c) S. Paul, K. Pradhan, S. Ghosh, S. K. De and A. R. Das, *Adv. Synth. Catal.*, 2014, **356**, 1301; (d) D. Saberi, M. Sheykhan, K. Nikname and A. Heydari, *Catal. Sci. Technol.*, 2013, **3**, 2025; (e) A. S. Singh, S. S. Shendageand and J. M. Nagarkar, *Tetrahedron Lett.*, 2013, **54**, 6319; (f) R. Zhang, J. Liu, S. Wang, J. Niu, C. Xia and W. Sun, *ChemCatChem*, 2011, **3**, 146.
- 30 (a) P. Wang, F. Zhang, Y. Long, R. Li and J. Ma, *Catal. Sci. Technol.*, 2013, **3**, 1618; (b) S. Shylesh, L. Wang, S. Demeshko and W. R. Thiel, *ChemCatChem*, 2010, **2**, 1543; (c) K. K. Senapati, S. Roy, C. Borgohain and P. Phukan, *J. Mol. Catal. A: Chem.*, 2012, **352**, 128; (d) S. Paul and J. H. Clark, *Green Chem.*, 2003, **5**, 635; (e) P. D. Stevens, G. Li, J. Fan, M. Yen and Y. Gao, *Chem. Commun.*, 2005, 4435; (f) B. Baruwati, D. Guin and S. V. Manorama, *Org. Lett.*, 2007, **9**, 5377; (g) A. Arcadi, G. Cerichelli, M. Chiarini, M. Correa and D. Zorzan, *Eur. J. Org. Chem.*, 2003, 4080; (h) B. M. Choudary, S. Madhi, N. S. Chowdari, M. L. Kantam and B. Sreedhar, *J. Am. Chem. Soc.*, 2002, **124**, 14127; (i) V. Kogan, Z. Aizenshtat, R. Popovitz-Biro and R. Neumann, *Org. Lett.*, 2002, **4**, 3529; (j) C. R. LeBlond, A. T. Andrews, Y. K. Sun and J. R. Sowa, *Org. Lett.*, 2001, **3**, 1555; (k) C. M. Crudden, M. Sateesh and R. Lewis, *J. Am. Chem. Soc.*, 2005, **127**, 10045; (l) F. Zhang, M. Chen, X. Wu, W. Wang and H. Li, *J. Mater. Chem. A*, 2014, **2**, 484; (m) M. J. Jin and D. H. Lee, *Angew. Chem., Int. Ed.*, 2010, **49**, 1119; (n) Y. Jang, J. Chung, S. Kim, S. W. Jun, B. H. Kim, D. W. Lee, B. M. Kim and T. Hyeon, *Phys. Chem. Chem. Phys.*, 2011, **13**, 2512.
- 31 (a) C. I. Herrerias, C. X. Yao, Z. Li and C. J. Li, *Chem. Rev.*, 2007, **107**, 2546; (b) U. M. Lindstrom, *Chem. Rev.*, 2002, **102**, 2751; (c) S. Minakata and M. Komatsu, *Chem. Rev.*, 2009, **109**, 711.
- 32 S. Zhou, M. Johnsonand and J. G. C. Veinot, *Chem. Commun.*, 2010, **46**, 2411.
- 33 B. S. Furniss, A. J. Hannaford, P. W. G. Smith and A. R. Tatchell, *Vogel's Textbook of Practical Organic Chemistry*, 5th edn, ELBS, Longman Group, Harlow, UK, 1989.
- 34 J. Liu, X. Peng, W. Sun, Y. Zhao and C. Xia, *Org. Lett.*, 2008, **10**, 3933.