












RESEARCH ARTICLE

REVISED The worldwide clinical trial research response to the COVID-19 pandemic - the first 100 days [version 2; peer review: 2 approved]

Perrine Janiaud ^{1,2}, Cathrine Axfors^{1,3}, Janneke van't Hooft^{1,4}, Ramon Saccilotto¹, Arnav Agarwal⁵, Christian Appenzeller-Herzog ⁶, Despina G. Contopoulos-Ioannidis⁷, Valentin Danchev^{1,8}, Ulrich Dirnagl ⁹, Hannah Ewald ⁶, Gerald Gartlehner^{10,11}, Steven N. Goodman ^{1,12,13}, Noah A. Haber¹, Angeliki Diotima Ioannidis¹⁴, John P. A. Ioannidis^{1,8,12,13,15}, Mark P. Lythgoe ¹⁶, Wenyan Ma², Malcolm Macleod¹⁷, Mario Malički¹, Joerg J. Meerpohl^{18,19}, Yan Min^{1,12}, David Moher ²⁰, Blin Nagavci¹⁸, Florian Naudet ²¹, Christiane Pauli-Magnus², Jack W. O'Sullivan^{1,22}, Nico Riedel ⁹, Jan A. Roth^{2,23}, Mandy Sauermann²³, Stefan Schandelmaier^{2,24}, Andreas M. Schmitt^{2,25}, Benjamin Speich^{2,26}, Paula R. Williamson²⁷, Lars G. Hemkens^{1,2,15}

¹Meta-Research Innovation Center at Stanford (METRICS), Stanford University,, Stanford, California, USA

²Department of Clinical Research, University of Basel, Basel, Switzerland

³Department for Women's and Children's Health, Uppsala University, Uppsala, Sweden

⁴Amsterdam University Medical Center, Amsterdam University, Amsterdam, The Netherlands

⁵Department of Medicine, University of Toronto, Toronto, Ontario, Canada

⁶University Medical Library, University of Basel, Basel, Switzerland

⁷Division of Infectious Diseases, Department of Pediatrics, Stanford University School of Medicine, Stanford, California, USA

⁸Stanford Prevention Research Center, Department of Medicine,, Stanford University School of Medicine, Stanford, California, USA

⁹QUEST Center for Transforming Biomedical Research, Berlin Institute of Health, Berlin, Germany

¹⁰Department for Evidence-based Medicine and Evaluation, Danube University Krems, Krems, Austria

¹¹RTI International, Research Triangle Park Laboratories, Raleigh, North Carolina, USA

¹²Stanford University School of Medicine, Stanford University School of Medicine, Stanford, California, USA

¹³Department of Epidemiology and Population Health, Stanford University School of Medicine, Stanford, California, USA

¹⁴Molecular Toxicology Interdepartmental Program, University of California, Los Angeles, Los Angeles, California, USA

¹⁵Meta-Research Innovation Center Berlin (METRIC-B), Berlin Institute of Health, Berlin, Germany

¹⁶Department of Surgery & Cancer, Imperial College London, London, UK

¹⁷Centre for Clinical Brain Sciences, University of Edinburgh, Edinburgh, UK

¹⁸Institute for Evidence in Medicine, Medical Center and Faculty of Medicine, University of Freiburg, Freiburg, Germany

¹⁹Cochrane Germany, Cochrane Germany Foundation, Freiburg, Germany

²⁰Centre for Journalology, Clinical Epidemiology Program, Ottawa Health Research Institute, Ottawa, Canada

²¹CHU Rennes, Inserm, CIC 1414 [(Centre d'Investigation Clinique de Rennes)],, University of Rennes 1, Rennes, France

²²Division of Cardiology, Department of Medicine, Stanford University School of Medicine, Stanford, California, USA

²³Division of Infectious Diseases and Hospital Epidemiology, University Hospital Basel, Basel, Switzerland

²⁴Department of Health Research Methods, Evidence, and Impact, McMaster University, Hamilton, Ontario, Canada

²⁵Department of Medical Oncology, University Hospital Basel, Basel, Switzerland

²⁶Centre for Statistics in Medicine, Nuffield Department of Orthopaedics, Rheumatology and Musculoskeletal Sciences, University of Oxford, Oxford, UK

²⁷MRC/NIHR Trials Methodology Research Partnership, University of Liverpool, Liverpool, UK

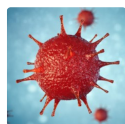
V2 First published: 02 Oct 2020, 9:1193
<https://doi.org/10.12688/f1000research.26707.1>
 Latest published: 26 Oct 2020, 9:1193
<https://doi.org/10.12688/f1000research.26707.2>

Abstract

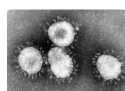
Background: Never before have clinical trials drawn as much public attention as those testing interventions for COVID-19. We aimed to describe the worldwide COVID-19 clinical research response and its evolution over the first 100 days of the pandemic.
Methods: Descriptive analysis of planned, ongoing or completed trials by April 9, 2020 testing any intervention to treat or prevent COVID-19, systematically identified in trial registries, preprint servers, and literature databases. A survey was conducted of all trials to assess their recruitment status up to July 6, 2020.
Results: Most of the 689 trials (overall target sample size 396,366) were small (median sample size 120; interquartile range [IQR] 60-300) but randomized (75.8%; n=522) and were often conducted in China (51.1%; n=352) or the USA (11%; n=76). 525 trials (76.2%) planned to include 155,571 hospitalized patients, and 25 (3.6%) planned to include 96,821 health-care workers. Treatments were evaluated in 607 trials (88.1%), frequently antivirals (n=144) or antimalarials (n=112); 78 trials (11.3%) focused on prevention, including 14 vaccine trials. No trial investigated social distancing. Interventions tested in 11 trials with >5,000 participants were also tested in 169 smaller trials (median sample size 273; IQR 90-700). Hydroxychloroquine alone was investigated in 110 trials. While 414 trials (60.0%) expected completion in 2020, only 35 trials (4.1%; 3,071 participants) were completed by July 6. Of 112 trials with detailed recruitment information, 55 had recruited <20% of the targeted sample; 27 between 20-50%; and 30 over 50% (median 14.8% [IQR 2.0-62.0%]).
Conclusions: The size and speed of the COVID-19 clinical trials agenda is unprecedented. However, most trials were small investigating a small fraction of treatment options. The feasibility of this research agenda is questionable, and many trials may end in futility, wasting research resources. Much better coordination is needed to respond to global health threats.

Keywords

COVID-19, clinical research agenda, hydroxychloroquine





This article is included in the **Disease Outbreaks** gateway.



This article is included in the **Coronavirus** collection.

Open Peer Review

Reviewer Status ✓ ✓

| Invited Reviewers | | |
|---|-------------|-------------|
| | 1 | 2 |
| version 2 (revision) 26 Oct 2020 | | |
| version 1 02 Oct 2020 | ✓ report | ✓ report |
| <p>1. Margaret McCartney , General Practitioner and Freelance Writer, Glasgow, UK</p> <p>2. Atle Fretheim , Norwegian Institute of Public Health, Oslo, Norway Oslo Metropolitan University, Oslo, Norway</p> <p>Any reports and responses or comments on the article can be found at the end of the article.</p> | | |

Corresponding author: Lars G. Hemkens (Lars.Hemkens@usb.ch)

Author roles: **Janiaud P:** Conceptualization, Data Curation, Formal Analysis, Investigation, Methodology, Project Administration, Validation, Visualization, Writing – Original Draft Preparation, Writing – Review & Editing; **Axfors C:** Conceptualization, Data Curation, Formal Analysis, Investigation, Methodology, Project Administration, Validation, Visualization, Writing – Original Draft Preparation, Writing – Review & Editing; **van't Hooft J:** Conceptualization, Data Curation, Formal Analysis, Funding Acquisition, Investigation, Methodology, Project Administration, Validation, Visualization, Writing – Original Draft Preparation, Writing – Review & Editing; **Saccilotto R:** Data Curation, Project Administration, Resources, Software, Writing – Review & Editing; **Agarwal A:** Data Curation, Investigation, Writing – Review & Editing; **Appenzeller-Herzog C:** Conceptualization, Data Curation, Writing – Review & Editing; **Contopoulos-Ioannidis DG:** Conceptualization, Investigation, Methodology, Writing – Review & Editing; **Danchev V:** Data Curation, Investigation, Writing – Review & Editing; **Dirnagl U:** Conceptualization, Methodology, Writing – Review & Editing; **Ewald H:** Conceptualization, Methodology, Writing – Review & Editing; **Gartlehner G:** Conceptualization, Methodology, Writing – Review & Editing; **Goodman SN:** Conceptualization, Methodology, Writing – Review & Editing; **Haber NA:** Data Curation, Formal Analysis, Investigation, Visualization, Writing – Review & Editing; **Ioannidis AD:** Data Curation, Investigation, Writing – Review & Editing; **Ioannidis JPA:** Conceptualization, Methodology, Writing – Review & Editing; **Lythgoe MP:** Conceptualization, Investigation, Methodology, Writing – Review & Editing; **Ma W:** Data Curation, Investigation, Writing – Review & Editing; **Macleod M:** Conceptualization, Methodology, Writing – Review & Editing; **Malički M:** Data Curation, Investigation, Writing – Review & Editing; **Meerpohl JJ:** Conceptualization, Methodology, Writing – Review & Editing; **Min Y:** Data Curation, Investigation, Writing – Review & Editing; **Moher D:** Conceptualization, Methodology, Writing – Review & Editing; **Nagavci B:** Data Curation, Investigation, Writing – Review & Editing; **Naudet F:** Conceptualization, Methodology, Writing – Review & Editing; **Pauli-Magnus C:** Conceptualization, Methodology, Writing – Review & Editing; **O'Sullivan JW:** Data Curation, Investigation, Writing – Review & Editing; **Riedel N:** Conceptualization, Methodology, Writing – Review & Editing; **Roth JA:** Conceptualization, Methodology, Writing – Review & Editing; **Sauermann M:** Data Curation, Investigation, Writing – Review & Editing; **Schandelmaier S:** Data Curation, Investigation, Writing – Review & Editing; **Schmitt AM:** Conceptualization, Methodology, Writing – Review & Editing; **Speich B:** Data Curation, Investigation, Writing – Review & Editing; **Williamson PR:** Conceptualization, Methodology, Writing – Review & Editing; **Hemkens LG:** Conceptualization, Formal Analysis, Funding Acquisition, Investigation, Methodology, Project Administration, Supervision, Validation, Visualization, Writing – Original Draft Preparation, Writing – Review & Editing

Competing interests: No competing interests were disclosed.

Grant information: Meta-Research Innovation Center at Stanford (METRICS), Stanford University is supported by a grant from the Laura and John Arnold Foundation. CA is supported by postdoctoral grants from Uppsala University, the Swedish Society of Medicine, the Blanceflor Foundation, and the Sweden-America Foundation. BS is supported by an Advanced Postdoc. Mobility grant from the Swiss National Science Foundation (P300PB_177933). The funders had no role in the study design; in the collection, analysis, or interpretation of data; in the writing of the report; or in the decision to submit the paper. COVID-evidence is supported by the Swiss National Science Foundation (31CA30_196190).

The funders had no role in study design, data collection and analysis, decision to publish, or preparation of the manuscript.

Copyright: © 2020 Janiaud P *et al.* This is an open access article distributed under the terms of the [Creative Commons Attribution License](https://creativecommons.org/licenses/by/4.0/), which permits unrestricted use, distribution, and reproduction in any medium, provided the original work is properly cited.

How to cite this article: Janiaud P, Axfors C, van't Hooft J *et al.* **The worldwide clinical trial research response to the COVID-19 pandemic - the first 100 days [version 2; peer review: 2 approved]** F1000Research 2020, 9:1193 <https://doi.org/10.12688/f1000research.26707.2>

First published: 02 Oct 2020, 9:1193 <https://doi.org/10.12688/f1000research.26707.1>

REVISED Amendments from Version 1

Following the reviewers' comments, clarifications were added in the Result, Discussion and Limit sections of the manuscript. In addition, with this second version, we corrected misclassifications/duplicates affecting 6 of the 689 previously included trials. Changes throughout the manuscript and extended files have been made accordingly.

Any further responses from the reviewers can be found at the end of the article

Introduction

On December 31, 2019, the World Health Organization (WHO) China Country Office was informed of pneumonia cases of unknown etiology¹; on January 30, 2020, the WHO declared coronavirus disease 2019 (COVID-19)² a public health emergency and on March 11 a pandemic³. Radical public health measures, including quarantine, social distancing, school and workplace closures, and others have been implemented worldwide, affecting the lives of billions of people. The pandemic resulted in rapid generation and dissemination of studies and their results⁴. However, information on trials that are planned, ongoing, finished, or published are spread across trial registries, preprint servers, publication databases and other repositories. In June, 2020, the number of ongoing trials outweighed by far completed trials; however, no overview of COVID-19 trials has followed up on actual enrolment in ongoing trials⁵⁻⁸.

We established the [COVID-evidence platform \(www.covid-evidence.org\)](http://www.covid-evidence.org) to collect this information in a central database of COVID-19 trials testing any interventions for treatment or prevention. We used COVID-evidence to describe the worldwide clinical research response to COVID-19, its evolution over the first 100 days since the first cases were officially reported, and the expected feasibility and risk of waste of resources. We describe the trials' characteristics, their place in the research landscape, and how they changed over time.

Methods**Data sources**

COVID-evidence includes trials from international registries (ClinicalTrials.gov, WHO International Clinical Trials Registry Platform [ICTRP]), preprint servers (medRxiv, bioRxiv), PubMed, the WHO COVID-19 literature database, and a listing of all trials with ethical approval in Switzerland⁹.

Identification and selection of trials

Our protocol and details on the search strategies and specific definitions used for COVID-evidence are available on the Open Science Framework (OSF)¹⁰. We searched the relevant data sources using peer-reviewed search strategies developed by information specialists. Results from literature databases and preprint servers were pre-screened by a single reviewer who excluded unsuitable publications (e.g. opinion papers or observational, non-interventional studies). Cases with unclear eligibility were discussed by at least three reviewers until consensus was reached.

We included any planned, ongoing or completed trial that tested any intervention to treat or prevent COVID-19 in humans that was registered or published within the first 100 days of the COVID-19 outbreak, i.e. after the first cases reported to the WHO to 100 days later (January 1 to April 9, 2020). We considered as a trial any study prospectively assigning an intervention¹¹. This included randomized and non-randomized, controlled or non-controlled trials regardless of language, geographical region, or setting. Epidemiological studies or studies of diagnostic test accuracy (without any health-related outcome) were excluded.

Data extraction

For each trial, we extracted dates of registration and publication, design characteristics and details of the population, intervention, comparison, outcomes, geographic region, funding and setting. We categorized drugs and biologicals according to major pharmacological classes and main clinical indications.

A team of 19 reviewers (including clinicians, clinical researchers, clinical pharmacologists, meta-researchers and systematic reviewers) either manually extracted information or verified information that was obtained with automatic data scraping methods. All details on scraping, variable definitions and extraction/verification procedures are available on OSF^{10,12}. For all trials registered up to April 9, 2020, we extracted data through April 30. The status for each trial was updated on July 6, 2020 (using ClinicalTrials.gov where possible; if not, we used the ICTRP; for trials originally registered in the Chinese Clinical Trial Registry available through ICTRP we used the former if it was more up to date).

When a trial had entries in different data sources, we gave first priority to publications, second to preprints, and third to registries (here, ClinicalTrials.gov was preferred).

Author requests on enrolment

From May 12 to July 3, 2020, we emailed the corresponding investigators of all trials, except discontinued ones, inquiring about their enrolment accrual. Replies were collected up to July 6, 2020.

Statistical analyses

All analyses were descriptive and reported as percentages, medians (interquartile range, IQR) or means. We used Ninox (Ninox Software GmbH, Berlin, Germany; version 2.6), and R (version 3.6).

Results

We identified 683 trials registered or published over the pandemic's first 100 days, testing interventions to treat or prevent COVID-19 (see *Underlying data*)¹² with a total planned sample size of 394,146 participants. As of July 6, 2020, 19 trials (including 4,378 participants) had been completed and had published results, and 16 were completed without available results (5,173 participants). Twenty-nine (4.2%) were active but no longer recruiting (58,589 participants), 381 (55.8%) started recruiting (215,807 participants), 174 (25.5%) had not

yet started (97,406 participants), 50 (7.3%) were discontinued (12,048 participants), and 4 (0.6%) were terminated (577 participants). The status was unknown for 10 (1.5%; 168 participants).

General characteristics

The 683 trials' median target sample size was 118 (IQR 60 to 300; [Table 1](#)); 41% (n=280) planned to enroll fewer than 100 participants, 8.2% (n=56) over 1,000, and 1.6% (n=11) over 5,000 (see *Underlying data*)¹². 75.5% (n=516) trials were randomized and 59.4% (n=406) did not use blinding ([Table 1](#)). Randomized trials were on average almost three times larger than non-randomized trials (median sample size 144 vs. 50).

Although few trials focused on health-care workers (3.5% [n=24]), they were larger: 95,621 planned health-care workers (median 690 [IQR 390 to 2,600]) versus 155,221 planned patients (median 100 [IQR 50 to 240]) for the inpatient trials (76.3% [n=521]) ([Table 1](#)). Overall, 46.5% of the trials intended to use mortality as a primary (n=98) or secondary outcome (n=220; [Table 1](#)), and 53.4% (n=365) did not specify mortality as an outcome. Out of the 521 inpatient trials, 55.7% (n=290) planned on reporting mortality as an outcome.

Interventions to treat COVID-19

Out of the 683 trials, 602 (88.1%) assessed treatment interventions (186,189 planned patients); drugs were more frequent (345 trials [57.3%]), encompassing a vast range of substances. The two most common pharmacological classes were antiviral drugs (assessed in 141 trials; e.g. lopinavir/ritonavir [n=45]) and antimalarial drugs (111 trials; e.g. hydroxychloroquine [n=84]). There were 106 trials investigating traditional medicine and 70 exploring highly diverse pharmaceuticals of various classes, e.g. bismuth potassium citrate, ebastine, pirofenidone, dipyridamole and hydrogen peroxidase. Regarding non-drug interventions, 28 investigated procedures (e.g. renal replacement therapy), eight devices (e.g. various respiratory devices), and 26 trials investigated other non-drug interventions (e.g. physical activity and pulmonary rehabilitation). ([Figure 1](#) and see *Extended data*)¹². The comparators were predominantly standard of care or no intervention (47.2% [n=284]), placebo (17.1% [n=103]) or other interventions (17.9%; [n=108]) ([Table 1](#)).

Interventions to prevent COVID-19

Overall, 77 trials (11.3%) focused on prevention (204,641 planned participants), mainly prophylactic drug use (n=41), vaccines (n=14; 9 already started recruitment; see *Extended data*)¹² and non-pharmaceutical interventions (n=10) (e.g. masks or the use of media and influencers in people's compliance to hygienic practices). Four trials (0.6%) assessed interventions both for prevention and for treatment. No trial planned to assess benefits or harms of implementing or de-implementing any social distancing or lockdown measures.

Time trends and global shift

The number of trials increased rapidly; on average 0.5 trials per day were registered in January, 8.1 in February, 8.3 in March, and 17.2 in April 2020.

Trials were conducted in 41 countries and through international collaborations ([Table 1](#); see *Extended data*)¹². Half were from

China (51.4% [n=351]), which dominated initially ([Figure 2](#)); starting March 2020, more trials came from other countries. Trial characteristics were similar across the five most frequent geographical locations (China, USA, France, Spain and international) contributing to 73.6% (n=503) of the global trial research ([Table 1](#)). Traditional medicine was assessed in 30.5% of trials from China (n=107) but rarely in other countries.

Larger trials were initiated later. In February, 5.1% of trials included more than 500 participants in contrast to 18.6% of trials in March ([Figure 3](#)). Later trials more often used blinding, placebo and mortality as primary outcome ([Figure 3](#)). Participations of healthcare workers and healthy people also started later. When the proportion of trials from China decreased, so did trials assessing traditional medicine (from 46.9% to 0.9%) while the proportion of trials assessing drugs rose (from 40.6% to 77.7%). Antivirals came under investigation earlier than antimalarials ([Figure 1](#)).

Large trials

Out of the 683 trials, 6.6% (n=45) planned to enroll 1,000 to 5,000 participants. Most were randomized (88.9% [n=40]), assessed drugs (80%; n=36), and many were not blinded (53.3% [n=24]). Five were cluster-randomized. The top three regions were the United States (22.2%; n=10), France (11.1% [n=5]) and international collaborations (11.1% [n=5]) (see *Extended data*)¹².

Eleven (1.6%) trials, registered between February and April 2020 (seven for treatment and four for prevention), planned to enroll over 5,000 participants (see *Extended data*)¹². There were 10 randomized (one cluster RCT), eight not blinded and five conducted in multiple countries. These trials tested drugs (n=9), masks (n=1) and traditional medicine (n=1). Three trials are described as platform trials (i.e. WHO Solidarity trial¹³, RECOVERY trial¹⁴ and CROWN-CORONATION trial¹⁵) and use an adaptive design.

Five drug interventions tested in these 11 larger trials were simultaneously investigated in over 20 smaller trials (see *Extended data*)¹². Overall, 167 trials (141 for treatment, 24 for prevention and two for treatment and prevention) with fewer than 5,000 participants assessed at least one intervention that was also assessed in a larger trial (median sample size 223 [IQR 80 to 540]; 132 had fewer than 1000 participants). For 103 of those (61.7%) the larger trial was registered before. For example, 104 trials with fewer than 5,000 participants tested hydroxychloroquine and 86 of them (82.7%) were registered after the first large trial testing this drug and 82 (78.8%) assessed hydroxychloroquine as treatment ([Figure 4](#); see *Extended data*)¹². These 104 trials had a median sample size of 334, but cumulatively, they planned to enroll as many patients as the four larger trials testing hydroxychloroquine (75,217 vs 77,000).

Outlook

By the end of 2020, 413 trials (60.5%) with a total of 159,957 planned participants were expected to be completed (i.e. last patient, last visit), including 232 drug trials (97,282 participants) and 22 over-1,000 participants trials and five over-5,000 participants trials. For vaccines, five trials expected completion

Table 1. Trial characteristics: total and stratified by purpose of trial, recruiting status and top 5 countries in registration numbers.

| Trial characteristics | Total (n=683) | For treatment ^a (n=602) | For prevention ^a (n=77) | Not yet recruiting (n=174) | Recruiting (n=381) | China (n=351) | United States (n=76) | France (n=34) | Spain (n=21) | International (n=21) |
|--|---------------|------------------------------------|------------------------------------|----------------------------|--------------------|---------------|----------------------|-----------------|---------------|----------------------|
| Randomized^b | 516 (75.5%) | 457 (75.9%) | 55 (71.4%) | 132 (75.9%) | 294 (77.2%) | 257 (73.2%) | 53 (69.7%) | 29 (85.3%) | 21 (100%) | 20 (95.2%) |
| Two arms | 395 (57.8%) | 356 (59.1%) | 35 (45.4%) | 101 (58%) | 226 (59.3%) | 205 (58.4%) | 40 (52.6%) | 21 (61.8%) | 17 (80.9%) | 10 (47.6%) |
| Three or more arms | 117 (17.1%) | 98 (16.3%) | 19 (24.7%) | 31 (17.8%) | 66 (17.3%) | 52 (14.8%) | 13 (17.1%) | 8 (23.5%) | 4 (19%) | 9 (42.9%) |
| Number of arms not reported | 4 (0.6%) | 3 (0.5%) | 1 (1.3%) | 0 (0%) | 2 (0.5%) | 0 (0%) | 0 (0%) | 0 (0%) | 0 (0%) | 1 (4.8%) |
| Non-randomized | 161 (23.6%) | 139 (23.1%) | 22 (28.6%) | 41 (23.6%) | 87 (22.8%) | 91 (25.9%) | 23 (30.3%) | 5 (14.7%) | 0 (0%) | 1 (4.8%) |
| Single arm | 101 (14.8%) | 88 (14.6%) | 13 (16.8%) | 25 (14.4%) | 54 (14.2%) | 49 (13.9%) | 18 (23.7%) | 4 (11.8%) | 0 (0%) | 1 (4.8%) |
| Two arms | 47 (6.9%) | 40 (6.6%) | 7 (9.1%) | 15 (8.6%) | 23 (6%) | 34 (9.7%) | 3 (3.9%) | 0 (0%) | 0 (0%) | 0 (0%) |
| Three or more arms | 13 (1.9%) | 11 (1.8%) | 2 (2.6%) | 1 (0.6%) | 10 (2.6%) | 8 (2.3%) | 2 (2.6%) | 1 (2.9%) | 0 (0%) | 0 (0%) |
| Blinding | | | | | | | | | | |
| None | 406 (59.4%) | 366 (60.8%) | 38 (49.4%) | 99 (56.9%) | 219 (57.5%) | 208 (59.3%) | 41 (53.9%) | 23 (67.6%) | 11 (52.4%) | 10 (47.6%) |
| Double blind | 134 (19.6%) | 110 (18.3) | 24 (31.2%) | 24 (13.8%) | 82 (21.5%) | 34 (9.7%) | 29 (38.2%) | 9 (26.5%) | 8 (38.1%) | 10 (47.6%) |
| Single blind | 36 (5.3%) | 29 (4.8%) | 7 (9.1%) | 9 (5.2%) | 25 (6.6%) | 11 (3.1%) | 5 (6.6%) | 2 (5.9%) | 1 (4.8%) | 1 (4.8%) |
| Outcome only | 8 (1.2%) | 3 (0.5%) | 5 (6.5%) | 5 (2.9%) | 2 (0.5%) | 3 (0.9%) | 1 (1.3%) | 0 (0%) | 1 (4.8%) | 0 (0%) |
| Not reported | 99 (14.5%) | 94 (15.6%) | 3 (3.9%) | 37 (21.3%) | 53 (13.9%) | 95 (27.1%) | 0 (0%) | 0 (0%) | 0 (0%) | 0 (0%) |
| Planned sample size^c | | | | | | | | | | |
| Total | 394,146 | 186,189 | 204,641 | 97,406 | 215,807 | 70,285 | 49,855 | 13,276 | 13,005 | 138,120 |
| Median [IQR] | 118 [60-300] | 100 [50-240] | 440 [142.5-1,205] | 100 [60-200] | 122 [60-350] | 90 [40-160] | 160 [50-500] | 239.5 [100-553] | 200 [120-440] | 1,200 [240-4,500] |
| Min-max | 4-55,000 | 4-12,000 | 4-55,000 | 10-55,000 | 5-20,000 | 4-20,000 | 5-15,000 | 11-1,300 | 24-4,000 | 20-55,000 |
| Intervention | | | | | | | | | | |
| Drug | 385 (56.4%) | 345 (57.3%) | 38 (49.4%) | 76 (43.7%) | 231 (60.6%) | 138 (39.3%) | 55 (72.4%) | 28 (82.4%) | 19 (90.5%) | 20 (95.2%) |
| Traditional medicine | 108 (15.8%) | 100 (16.6%) | 8 (10.4%) | 41 (23.6%) | 57 (15%) | 101 (28.8%) | 0 (0%) | 0 (0%) | 0 (0%) | 0 (0%) |
| Biological | 79 (11.6%) | 77 (12.8%) | 1 (1.3%) | 19 (10.9%) | 40 (10.5%) | 50 (14.2%) | 9 (11.8%) | 1 (2.9%) | 1 (4.8%) | 0 (0%) |
| Procedure | 31 (4.5%) | 30 (5%) | 1 (1.3%) | 12 (6.9%) | 15 (3.9%) | 15 (4.3%) | 3 (3.9%) | 4 (11.8%) | 0 (0%) | 0 (0%) |
| Device | 11 (1.6%) | 8 (1.3%) | 2 (2.6%) | 3 (1.7%) | 6 (1.6%) | 2 (0.6%) | 2 (2.6%) | 0 (0%) | 1 (4.8%) | 0 (0%) |
| Vaccine | 13 (1.9%) | 0 (0%) | 13 (16.9%) | 2 (1.1%) | 8 (2.1%) | 6 (1.7%) | 2 (2.6%) | 0 (0%) | 0 (0%) | 0 (0%) |

| Trial characteristics | Total (n=683) | For treatment ^a (n=602) | For prevention ^a (n=77) | Not yet recruiting (n=174) | Recruiting (n=381) | China (n=351) | United States (n=76) | France (n=34) | Spain (n=21) | International (n=21) |
|------------------------------------|------------------------|------------------------------------|------------------------------------|----------------------------|--------------------|---------------|----------------------|---------------|--------------|----------------------|
| Multiple intervention ^d | 18 (2.5%) [‡] | 15 (2.5%) | 3 (3.9%) | 5 (3%) | 11 (2.9%) | 13 (3.8%) | 1 (1.3%) | 0 (0%) | 0 (0%) | 1 (4.8%) |
| Other | 35 (5.1%) | 25 (4.2%) | 10 (13%) | 15 (8.6%) | 13 (3.4%) | 24 (6.8%) | 4 (5.3%) | 1 (2.9%) | 0 (0%) | 0 (0%) |
| Unclear | 3 (0.4%) | 2 (0.3%) | 1 (1.3%) | 0 (0%) | 0 (0%) | 2 (0.6%) | 0 (0%) | 0 (0%) | 0 (0%) | 0 (0%) |
| Control | | | | | | | | | | |
| Standard of care / No intervention | 310 (45.4%) | 284 (47.2%) | 23 (29.9%) | 92 (52.9%) | 175 (45.9%) | 187 (53.3%) | 19 (25%) | 15 (44.1%) | 7 (33.3%) | 6 (28.6%) |
| Placebo | 130 (19%) | 103 (17.1%) | 27 (35.1%) | 30 (17.2%) | 73 (19.2%) | 46 (13.1%) | 24 (31.6%) | 7 (20.6%) | 5 (23.8%) | 11 (52.4%) |
| Other active intervention | 118 (17.3%) | 108 (17.9%) | 9 (11.7%) | 25 (14.4%) | 70 (18.2%) | 62 (17.7%) | 12 (15.8%) | 7 (20.6%) | 6 (27.3%) | 2 (9.5%) |
| No control (single arms) | 101 (14.8%) | 88 (14.6%) | 13 (16.9%) | 25 (14.4%) | 54 (14.2%) | 49 (14%) | 18 (23.7%) | 4 (11.8%) | 0 (0%) | 1 (4.8%) |
| Other and combination ^e | 12 (1.8%) | 9 (1.5%) | 3 (3.9%) | 2 (1.1%) | 10 (2.6%) | 2 (0.6%) | 3 (3.9%) | 1 (2.9%) | 2 (9.5%) | 1 (4.8%) |
| Unclear | 12 (1.8%) | 10 (1.7%) | 2 (2.6%) | 0 (0%) | 2 (0.5%) | 5 (1.4%) | 0 (0%) | 0 (0%) | 1 (4.8%) | 1 (0.3%) |
| Mortality outcome | | | | | | | | | | |
| Primary outcome | 98 (14.3%) | 95 (15.8%) | 3 (3.9%) | 21 (12.1%) | 63 (16.5%) | 34 (9.7%) | 3 (3.9%) | 16 (47.1%) | 6 (28.6%) | 5 (23.8%) |
| Secondary outcome | 220 (32.2%) | 208 (34.6%) | 10 (13%) | 43 (24.7%) | 129 (33.9%) | 79 (22.5%) | 31 (40.8%) | 12 (35.3%) | 9 (42.9%) | 10 (47.6%) |
| Not reported as outcome | 365 (53.4%) | 299 (49.7%) | 64 (83.1%) | 110 (63.2%) | 189 (49.6%) | 238 (67.8%) | 42 (55.3%) | 6 (17.6%) | 6 (28.6%) | 6 (28.6%) |
| Participants | | | | | | | | | | |
| Inpatient | 521 (76.3%) | 502 (83.4%) | 17 (22.1%) | 129 (74.1%) | 293 (76.9%) | 275 (78.3%) | 46 (60.5%) | 30 (88.2%) | 14 (66.7%) | 17 (81%) |
| Outpatient | 55 (8.1%) | 37 (6.1%) | 18 (23.4%) | 19 (10.9%) | 28 (7.3%) | 25 (7.1%) | 10 (13.2%) | 1 (2.9%) | 1 (4.8%) | 2 (9.5%) |
| Healthcare workers | 24 (3.5%) | 0 (0%) | 24 (31.2%) | 5 (2.9%) | 14 (3.7%) | 3 (0.9%) | 7 (9.2%) | 2 (5.9%) | 4 (19%) | 1 (4.8%) |
| Healthy participants | 9 (1.3%) | 1 (0.2%) | 8 (10.4%) | 3 (1.7%) | 5 (1.3%) | 3 (0.9%) | 3 (3.9%) | 0 (0%) | 1 (4.8%) | 0 (0%) |
| Multiple/mixed | 15 (2.2%) | 8 (1.3%) | 5 (6.5%) | 4 (2.3%) | 9 (2.4%) | 7 (2%) | 4 (5.3%) | 0 (0%) | 1 (4.8%) | 0 (0%) |
| Unclear | 59 (8.6%) | 54 (9%) | 5 (6.5%) | 14 (8%) | 32 (8.4%) | 38 (10.8%) | 6 (7.9%) | 1 (2.9%) | 0 (0%) | 1 (4.8%) |
| Funding type | | | | | | | | | | |
| Public/not-for-profit | 263 (38.5%) | 241 (40%) | 21 (27.3%) | 76 (43.7%) | 157 (41.2%) | 178 (50.7%) | 9 (11.8%) | 13 (38.2%) | 8 (38.1%) | 5 (23.8%) |
| Industry/for-profit | 66 (9.7%) | 61 (10.1%) | 5 (6.5%) | 17 (9.8%) | 38 (10%) | 29 (8.3%) | 9 (11.8%) | 1 (2.9%) | 1 (4.8%) | 6 (28.6%) |

| Trial characteristics | Total (n=683) | For treatment ^a (n=602) | For prevention ^b (n=77) | Not yet recruiting (n=174) | Recruiting (n=381) | China (n=351) | United States (n=76) | France (n=34) | Spain (n=21) | International (n=21) |
|-----------------------------------|---------------|------------------------------------|------------------------------------|----------------------------|--------------------|---------------|----------------------|---------------|--------------|----------------------|
| Both | 11 (1.6%) | 11 (1.8%) | 0 (0%) | 2 (1.1%) | 7 (1.8%) | 8 (2.3%) | 0 (0%) | 1 (2.9%) | 0 (0%) | 0 (0%) |
| Reported but unclear ^c | 286 (41.9%) | 243 (40.4%) | 41 (53.2%) | 62 (35.6%) | 156 (40.9%) | 104 (29.6%) | 51 (67.1%) | 16 (47.1%) | 10 (47.6%) | 9 (42.9%) |
| Not reported | 57 (8.3%) | 46 (7.6%) | 10 (13%) | 17 (9.8%) | 23 (6%) | 32 (9.1%) | 7 (9.2%) | 3 (8.8%) | 2 (9.5%) | 1 (4.8%) |

Additional categories such as other countries can be found in the extended data

^a 4 trials assessed interventions for both treatment and intervention

^b For 6 trials the randomization was unclear

^c The sample size is missing for 15 trials

^d Some trials compared different types of interventions: 3 trials biologicals and drugs; 6 trials drugs and traditional medicine; 5 trials other interventions and drugs; 1 trial other interventions and traditional medicine; 2 trials procedures and drugs; 1 trial vaccine and device

^e Included for example use trials that used a standard of care arm and an active control arm

^f a public/not-for-profit sponsor was reported but the absence of an industrial sponsor does not exclude an industrial funder

in 2020, five in 2021 and another four between 2022 and 2024 (see *Extended data*)¹². However, of the 270 trials that planned to start recruiting by the end of February, 190 started (70.4%), but 80 had not (as of July 6, 2020) (see *Extended data*)¹².

By July 6, 2020, we received enrolment information for 112 out of the 604 trials listed as planned or ongoing (18.7%). Of the 112 trials, 16 had not started recruiting although their start dates were overdue; one was discontinued. Among the 112 trials, 55 had recruited fewer than 20% of the target sample size, 27 between 20-50%, and 30 more than 50% (median recruitment 14.8% [IQR 2.0 to 62.0%]; median duration of recruitment 72 days [IQR 53.5 to 83 days]). Median recruitment

was similar in treatment and prevention trials (15.9% [IQR 2 to 61.1%] vs 14.8% [IQR 4.3 to 62.5%]). For 19 trials, investigators mentioned difficulties in recruitment due to a fortunate decrease in the number of COVID-19 cases.

Discussion

The global clinical research community has mounted a massive, unprecedented volume of research in response to the COVID-19 pandemic. Almost 700 trials within 100 days planned to include almost 400,000 participants globally. Many treatments were planned for investigation, mostly drugs, often antivirals, and sometimes substances that may seem rather unexpected for an infectious disease (e.g. colchicine or

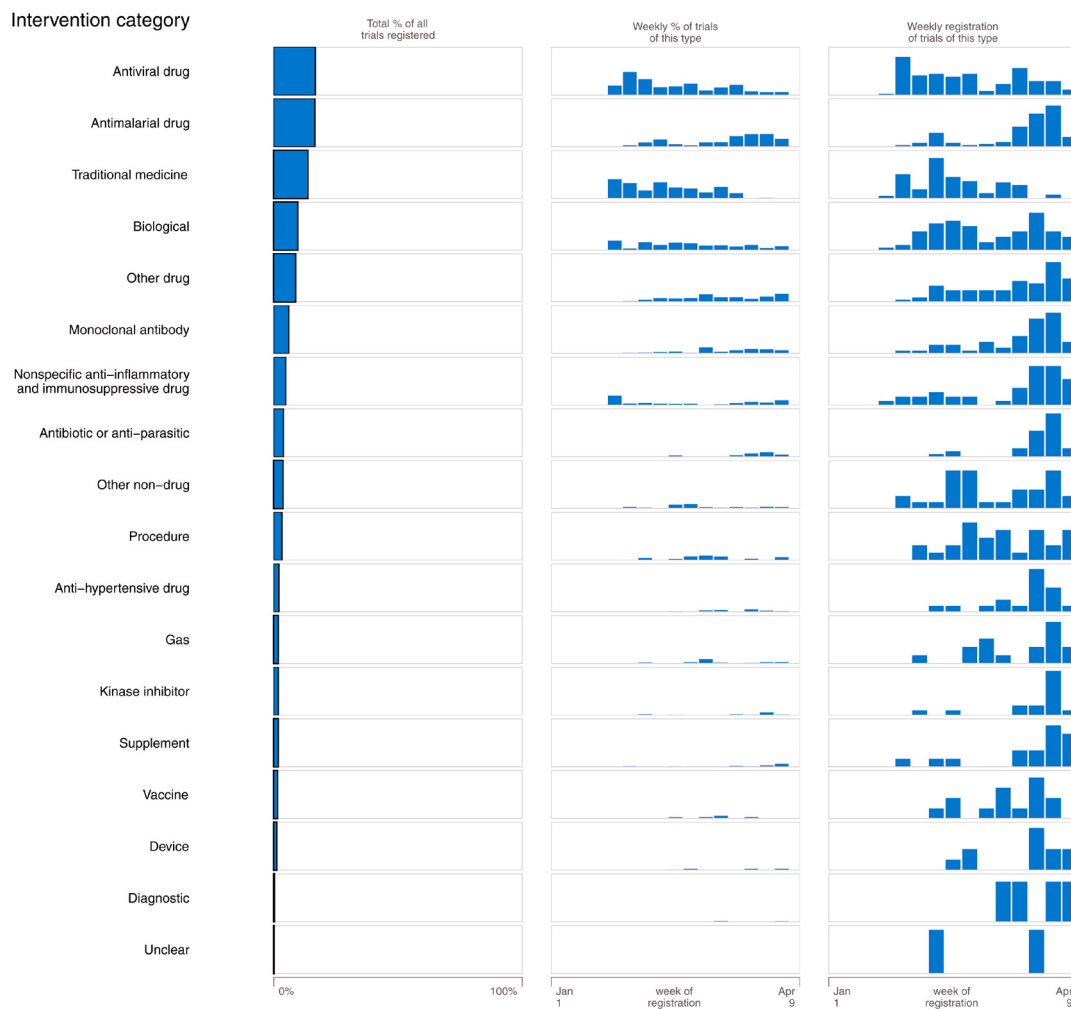


Figure 1. Number of trials assessing the different intervention categories. Interventions for treatment assessed in more than 25 trial: antiviral drugs were assessed in 141 trials; (e.g. lopinavir/ritonavir [n=45]), antimalarial drugs in 111 trials; (e.g. hydroxychloroquine [n=84]), monoclonal antibodies in 51 trials (e.g. tocilizumab [n=25]), traditional medicine in 106 trials, other drug intervention in 70 trials, nonspecific anti-inflammatory/immunosuppressive drugs in 42 trials (e.g. colchicine [n=4]), antibiotic/anti-parasitic drugs in 34 trials (e.g. azithromycin [n=28]), biologicals in 80 trials (e.g. convalescent plasma [n=27]), procedures in 28 trials (e.g. renal replacement therapy [n=4]), other non-drug interventions in 267 trials (e.g. physical activity). More information can be found in the *Extended data*¹². The first column represents the proportion of all trials that were of the specified type. The second column represents the proportion of all trials registered that week that were of the specified type (i.e. within week, between trial types). The third column represents the distribution of when trials of this type were registered (i.e. within trial type, between week), and can be interpreted as either a percentage or count (not specified). A trial might assess more than one intervention category and detail for prevention and treatment trials are given in the *extended data*¹².

dipyridamole) reflecting the huge heterogeneity of disease manifestations and therapeutic targets¹⁶. Few trials focused on prevention, but some were very large and focused on healthcare workers (i.e. 24.3% of planned trial participants are healthcare workers). Trials from China dominated the research agenda before research activities followed the spread of COVID-19 throughout the world. Most trials were planned as randomized, clearly demonstrating that such designs are possible within a pandemic¹⁷ and within a very short time, unlike the 2014–2015 Ebola outbreak where only a few therapeutic trials had a randomized design, and none started within 100 days¹⁷.

The emergence of 683 trials in a 100-day period is unparalleled. Between 250 to 342 HIV/AIDS trials are registered per year on ClinicalTrials.gov¹⁸ and only three were registered for Middle East respiratory syndrome (MERS) coronavirus during 2007–2017¹⁸. While efforts being put into clinical trials were initially welcome, the vast majority of COVID-19 trials are at risk of being abandoned if they cannot recruit enough patients or if other trials on the same treatment provide conclusive results (favorable or unfavorable).

Thomas Chalmers highlighted in 1977 the need to ‘Randomize the first patient’¹⁹, and a reassuring 75.5% of trials are indeed randomized. However, we identified areas of concern. Most trials are not blinded, and even if placebos may be not available in such short time, blinding of outcome collection would be preferable. Blinding may not be required for mortality outcomes; however, mortality was rarely a primary outcome. Other

objective outcomes commonly used according to the COVID-19 core outcome sets²⁰, such as hospitalization and mechanical ventilation, may still be impacted by subjective decisions and the awareness of the randomly allocated intervention, and thus may benefit from a blinded assessment. Half of the trials include fewer than 118 patients and many small trials were initiated after public registration of very large trials addressing similar questions. They may have some heterogeneity in design that might be desirable or focus on specific situations, for example early Phase 1 vaccine trials, but it seems unlikely that such small trials would add meaningfully to the overall evidence. The extensive worldwide discussions about limited evidence from small trials reflect the substantial uncertainty patients and decision-makers face about the merits of popular interventions, such as hydroxychloroquine²¹.

For hydroxychloroquine, over 100 smaller studies with over 76,000 patients were planned in the first 100 days to investigate this single therapeutic option out of many potential options. This case, possibly fueled by media attention relayed by decision-makers and politicians, highlights the urgent need for early evidence-based research and priority setting. Such proliferation may reflect best intentions of clinical researchers to actively contribute to evidence generation and inform timely treatments locally instead of awaiting published evidence or using experimental treatments outside of clinical trials. It may also indicate a lack of research structures allowing them to contribute to larger, synergistic trials. With the emergence of results, the entire agenda may shift. Many hydroxychloroquine

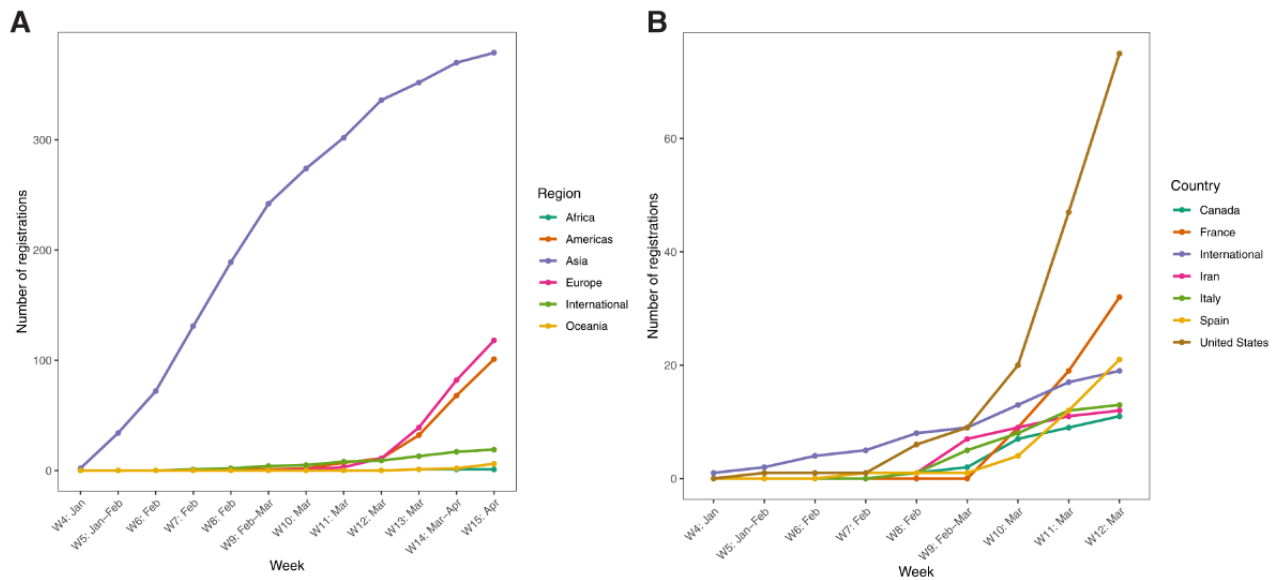


Figure 2. Cumulative number of registered trials over time (a) by continent, and (b) for countries with at least 10 registrations (excluding China). Four trials not shown were registered in 2019 or earlier, with a study design subsequently adapted to address COVID-19 (EUCTR2015-002340-14-NL; NCT03680274; NCT03331445; and NCT03808922). For 18 trials the registration date was unknown.

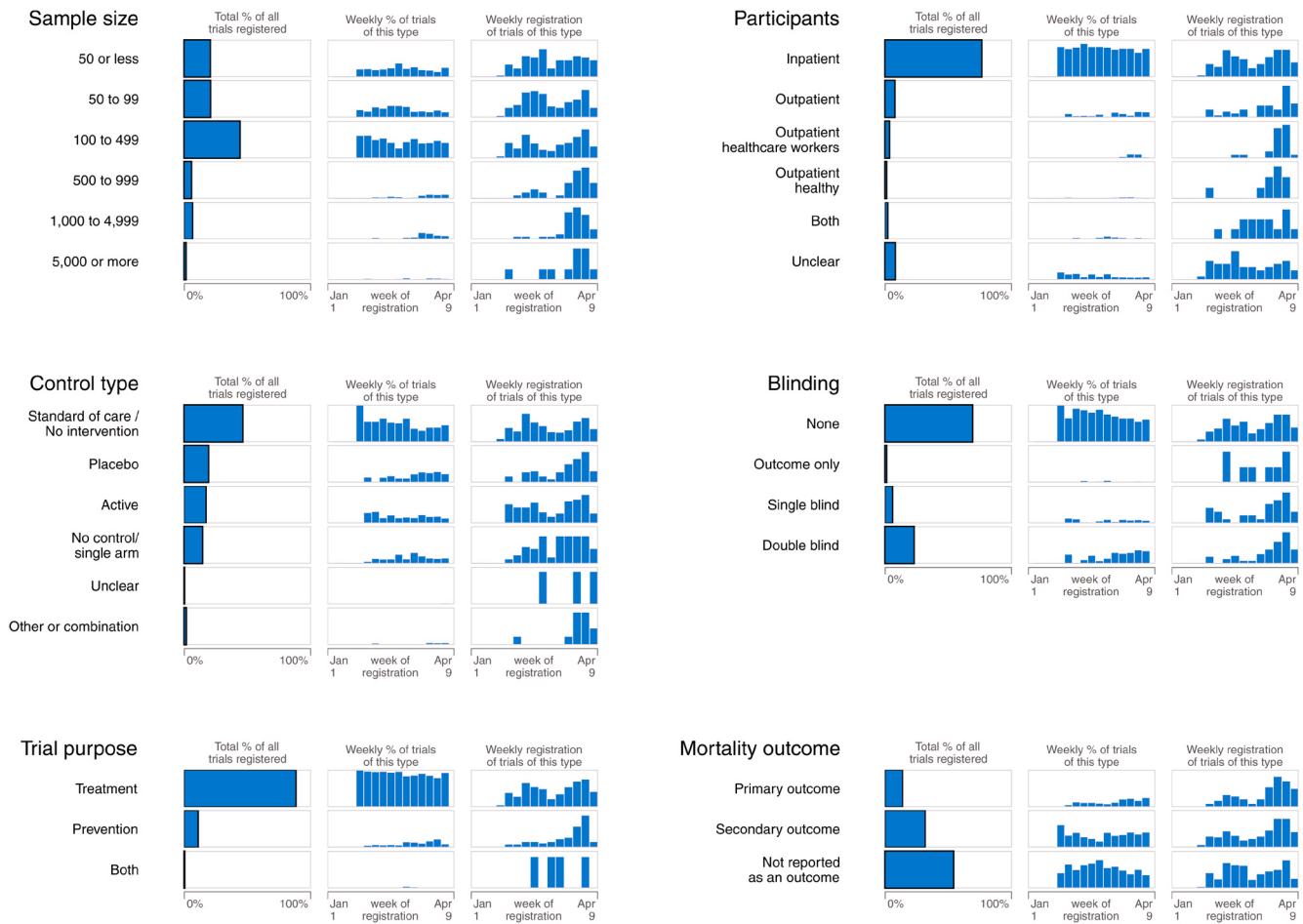


Figure 3. Proportion of trials stratified according to (a) sample size, (b) type of participants, (c) type of control, (d) type of blinding, (e) purpose of the trial, and (f) use of mortality as outcome. The first column represents the proportion of all trials that were of the specified type. The second column represents the proportion of all trials registered that week that were of the specified type (i.e. within week, between trial types). The third column represents the distribution of when trials of this type were registered (i.e. within trial type, between week), and can be interpreted as either a percentage or count (not specified).

and chloroquine trials’ enrolment was temporally halted due to harmful effects in an observational study²², the publication of which was subsequently retracted²³. However, the release of the randomized RECOVERY trial results showing no benefit (in fact, a trend for increased mortality)²⁴ with hydroxychloroquine and another “negative” trial on hydroxychloroquine-prophylaxis²⁵ created uncertainties about the feasibility (i.e. inability to recruit planned sample sizes) or futility (i.e. inability to demonstrate treatment effects) of all the ongoing and planned hydroxychloroquine trials.

There are excellent examples of how efficient structures allow for rapid response to evidence needs, such as the UK RECOVERY trial²⁶. Strongly endorsed and prioritized by authorities and medical representatives²⁷, it is running as a streamlined pragmatic platform trial in over 176 hospitals, randomizing over 12,000 patients in just over four months¹⁴. It has already provided evidence on the lack of benefit for

hydroxychloroquine²⁴ and lopinavir/ritonavir²⁸, and a reduction of mortality with dexamethasone²⁹ (still awaiting results for azithromycin, tocilizumab and convalescent plasma). Such key trials have had major impact on decision-makers such as the FDA revoking the Emergency Use Authorization of hydroxychloroquine³⁰ on June 15.

Conversely, we found other large trials with major recruitment difficulties. The DisCoVeRy trial, for example, was designed as an adaptive trial of 3200 patients, running in 35 countries. However, while DisCoVeRy recruited 758 patients in France, only one was recruited in the rest of Europe³¹, as of June 17, 2020.

The lack of coordination in the research response created substantial research waste, exposed many patients to unnecessary risks, and harms medical progress by creating competition among trials investigating similarly promising therapeutic

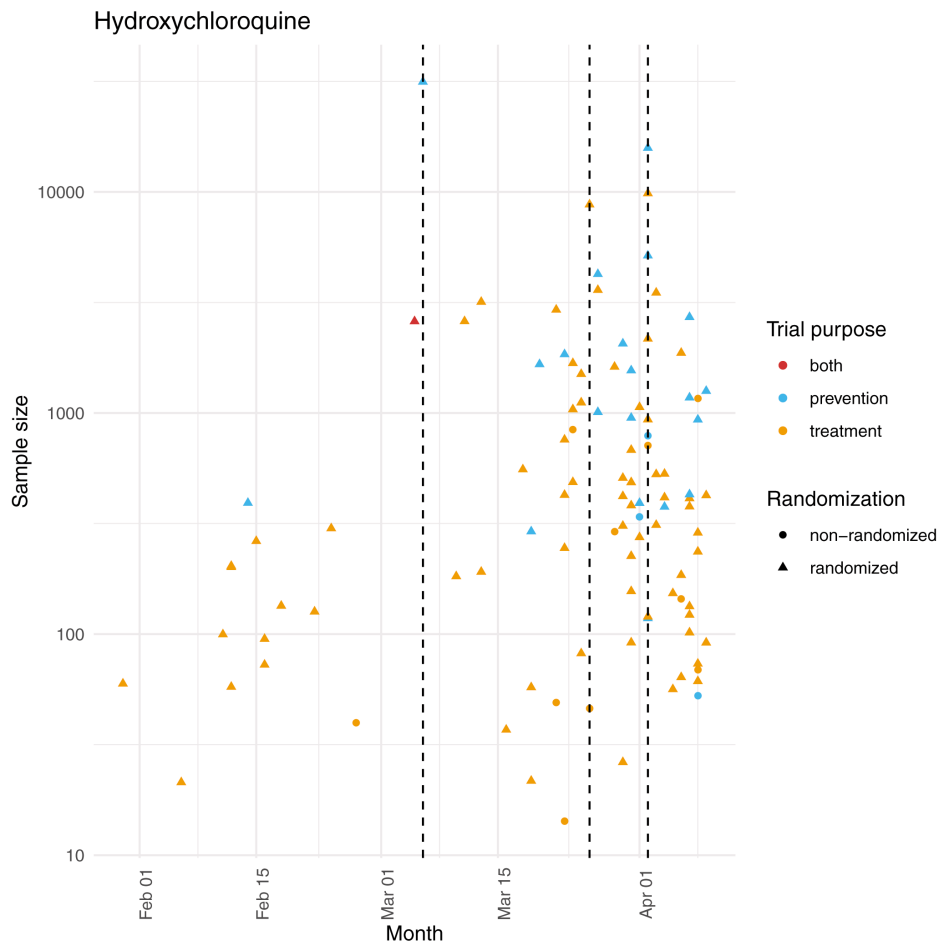


Figure 4. The 110 Trials assessing hydroxychloroquine for COVID-19 registered in the first 100 days of the pandemic. The dashed lines represent the registration of the four trials planning to enroll over 5,000 participants; two were registered on April 2, 2020. Out of the four trials planning on enrolling over 5,000 participants, two assessed hydroxychloroquine for treatment and two for prevention. Out of the 104 smaller trials, 82 assessed hydroxychloroquine for treatment, 21 for prevention and one for both treatment and prevention

alternatives³²⁻³⁴. However, in absence of such desirable research synergies, all these scattered activities can and should be bundled to contribute to rapid evidence generation in living meta-analyses. The COVID-evidence database provides a unique opportunity to surveil the planned, ongoing and completed trials that can then be synthesized – it would only need systematic sharing of trial data.

As many countries are facing restrictions of movement and lifestyle at various severity levels, affecting the physical and mental health of billions of people, it is remarkable that not a single trial was initially planned to evaluate these measures. While the lack of controlled experiments evaluating their implementation may not be unexpected (given the initial urgency, ethical considerations, and organizational challenges), it would now be highly desirable that the de-implementation or re-implementation be subject to systematic evaluation in high-quality trials. The diverse options to ease or reinforce lockdown would be amenable to randomization, such as

alternative time points or extents of re-opening schools or kindergartens, of ways to protect elderly in nursing homes, of home office programs, or of contact restrictions. Such evidence would be critical to inform future pandemics or the management of possible second waves of COVID-19, yet it was not on the initial agenda.

Limitations

Several limitations merit attention. First, unclear reporting in registries might have introduced inaccurate results. Some ambiguously reported items required discussion among several reviewers but were resolved to the best of our ability. Second, we rarely identified protocols or manuscripts, precluding more detailed analyses of trial designs. Third, some control groups receiving “standard of care” interventions were not clearly described, likely some of these included interventions that were or are still under investigation in other trials. Fourth, we did not assess in details all the different outcomes being used and the blinding of the outcome collection was not systematically

reported preventing us from fully apprehending the impact of the lack of blinding. Fifth, we may have missed a few cases of duplicate entries across registries or of multiple national parts of an international trial, thus slightly overestimating the number of trials but not affecting the overall interpretation. Sixth, we arbitrarily selected a period of the first 100 days, which is traditionally used to benchmark early outcomes of policies or presidencies. Finally, we do not assess the actual research output from all these early trials. This unprecedentedly fast-moving research body is scattered across data sources and registries without uniform updates. More definitive answers will require more time, but our results allow for the diagnosis of “system cracks”³⁵ that may become symptomatic in this pandemic, such as infrastructure limitations, and also identify best practices.

Conclusion

The incredible volume and speed of trial research observed in the first 100 days of the COVID-19 pandemic should not hide the fact that in its early days the global clinical trial research agenda lacked clear coordination, efficiency and exploitation of synergies. There are excellent examples of very large trials implemented with impressive efficiency, likely providing the clearest evidence. However, early coordination and a unified approach are needed - otherwise futility and waste of resources may be prominent features of such an ambitious research agenda.

Data availability

Underlying data

All data underlying the results are available as part of the article and no additional source data are required.

The dataset for this study is provided on the Open Science Framework. It is based on continuously evolving data sources. With this second version, we corrected misclassifications/duplicates affecting 6 of the 689 previously included trials. Subsequent updates of COVID-evidence and the other sources may provide different datasets.

Extended data

Open Science Framework: COVID-evidence: a living database of trials on interventions for COVID-19 / The worldwide clinical trial research response to the COVID-19 pandemic - the first 100 days; <https://doi.org/10.17605/OSF.IO/GPMNA>¹².

- 2020-10-13-Dataset_manuscript.xlsx. (Raw trial metadata.)
- 2020-06-03_COVe_Procedures_Variables_manuscript.pdf. (Procedures for screening and extracting data.)
- 2020-10-13-Extended_data_Manuscript.docx.(Extendeddata Figures 1–5 and Tables 1–5.)

Data are available under the terms of the [Creative Commons Attribution 4.0 International license](#) (CC-BY 4.0).

Acknowledgements

We thank Constantin Sluka (University of Basel) for his help in setting up the COVID-evidence database, Andreas Widmer (University Hospital Basel) for administrative support and Ninox Software GmbH, Berlin, Germany, for freely providing the database. We would also like to thank all the investigators we reached out to and took the time to respond to our inquiries.

References

1. WHO: **Pneumonia of unknown cause – China**. WHO. Accessed May 26, 2020. [Reference Source](#)
2. Zhu R, Gao R, Robert SH, *et al.*: **Systematic Review of the Registered Clinical Trials of Coronavirus Diseases 2019 (COVID-19)**. *medRxiv*. 2020. [Publisher Full Text](#)
3. Wang C, Horby PW, Hayden FG, *et al.*: **A novel coronavirus outbreak of global health concern**. *Lancet*. 2020; **395**(10223): 470–473. [PubMed Abstract](#) | [Publisher Full Text](#) | [Free Full Text](#)
4. Yan W: **Coronavirus Tests Science’s Need for Speed Limits**. The New York Times. Accessed May 26, 2020. [Reference Source](#)
5. Nasrallah AA, Farran SH, Nasrallah ZA, *et al.*: **A large number of COVID-19 interventional clinical trials were registered soon after the pandemic onset: a descriptive analysis**. *J Clin Epidemiol*. 2020; **125**: 170–178. [PubMed Abstract](#) | [Publisher Full Text](#) | [Free Full Text](#)
6. Piovani D, Pansieri C, Peyrin-Biroulet L, *et al.*: **A snapshot of the ongoing clinical research on COVID-19 [version 1; peer review: 2 approved]**. *F1000Res*. 2020; **9**: 373. [PubMed Abstract](#) | [Publisher Full Text](#) | [Free Full Text](#)
7. Ejaz K, Kauser T, Siddiq A: **Comprehensive overview of COVID-19 clinical trials**. *J Pak Med Assoc*. 2020; **70**(Suppl 3)(5): S158–S161. [PubMed Abstract](#) | [Publisher Full Text](#)
8. Fajgenbaum DC, Khor JS, Gorzewski A, *et al.*: **Treatments Administered to the First 9152 Reported Cases of COVID-19: A Systematic Review**. *Infect Dis Ther*. 2020; **9**(3): 435–449. [PubMed Abstract](#) | [Publisher Full Text](#) | [Free Full Text](#)
9. Swiss Association of Research Ethics Committees: **Approved and submitted projects**. swissethics. Accessed May 27, 2020. [Reference Source](#)
10. Janiaud P, Axfors C, Saccilotto R, *et al.*: **COVID-evidence: a living database of trials on interventions for COVID-19**. 2020. [Publisher Full Text](#)
11. ICMJE, International Committee of Medical Journal Editors: **Clinical Trials Registration**. Accessed May 17, 2020. [Reference Source](#)
12. Janiaud P, Saccilotto R, Axfors C, *et al.*: **The worldwide clinical trial research response to the COVID-19 pandemic - the first 100 days**. 2020. <http://www.doi.org/10.17605/OSF.IO/GPMNA>
13. Solidarity trials: **An international randomised trial of additional treatments for COVID-19 in hospitalised patients who are all receiving the local standard of care (EUCTR2020-001307-16-ES)**. Accessed May 27, 2020. [Reference Source](#)
14. RECOVERY Trial: **Welcome — RECOVERY Trial**. Accessed May 17, 2020. [Reference Source](#)
15. CROWN CORONATION: **Chloroquine Repurposing to healthWorkers for Novel CORONAVirus mitigation - Full Text View - ClinicalTrials.gov**.

- Accessed May 27, 2020.
[Reference Source](#)
16. Bauchner H, Fontanarosa PB: **Randomized Clinical Trials and COVID-19: Managing Expectations.** *JAMA.* 2020; **323**(22): 2262–2266.
[PubMed Abstract](#) | [Publisher Full Text](#)
 17. National Academies of Sciences E: **Integrating Clinical Research into Epidemic Response: The Ebola Experience.** 2017.
[Publisher Full Text](#)
 18. Jaffe IS, Chiswell K, Tsalik EL: **A Decade On: Systematic Review of ClinicalTrials.gov Infectious Disease Trials, 2007-2017.** *Open Forum Infect Dis.* 2019; **6**(6): ofz189.
[PubMed Abstract](#) | [Publisher Full Text](#) | [Free Full Text](#)
 19. Chalmers TC: **Randomize the first patient!** *N Engl J Med.* 1977; **296**(2): 107.
[PubMed Abstract](#) | [Publisher Full Text](#)
 20. COMET-Initiative: **Core outcome set developers' response to COVID-19 (7th July 2020).** 2020; Accessed October 7, 2020.
[Reference Source](#)
 21. Lenzer J, Brownlee S: **Pandemic Science Out of Control Issues in Science and Technology.** Accessed May 27, 2020.
[Reference Source](#)
 22. Mehra MR, Desai SS, Ruschitzka F, *et al.*: **RETRACTED: Hydroxychloroquine or chloroquine with or without a macrolide for treatment of COVID-19: a multinational registry analysis.** *Lancet.* 2020.
[PubMed Abstract](#) | [Publisher Full Text](#) | [Free Full Text](#)
 23. Mehra MR, Desai SS, Ruschitzka F, *et al.*: **RETRACTED: Hydroxychloroquine or chloroquine with or without a macrolide for treatment of COVID-19: a multinational registry analysis.** *Lancet.* 2020.
[PubMed Abstract](#) | [Publisher Full Text](#) | [Free Full Text](#)
 24. **No clinical benefit from use of hydroxychloroquine in hospitalised patients with COVID-19 — RECOVERY Trial.** Accessed June 9, 2020.
[Reference Source](#)
 25. Boulware DR, Pullen MF, Bangdiwala AS, *et al.*: **A Randomized Trial of Hydroxychloroquine as Postexposure Prophylaxis for Covid-19.** *N Engl J Med.* 2020; **383**(6): 517–525.
[PubMed Abstract](#) | [Publisher Full Text](#) | [Free Full Text](#)
 26. **How to set up a trial in nine days — University of Oxford, Medical Sciences Division.** Accessed May 27, 2020.
[Reference Source](#)
 27. **The importance of covid 19 clinical trials.pdf.** Accessed May 27, 2020.
[Reference Source](#)
 28. **Lopinavir-Ritonavir results — RECOVERY Trial.** Accessed July 3, 2020.
[Reference Source](#)
 29. Horby P, Lim WS, Emberson J, *et al.*: **Effect of Dexamethasone in Hospitalized Patients with COVID-19: Preliminary Report.** *medRxiv.* 2020.
[Publisher Full Text](#)
 30. Food and Drug Administration: **Coronavirus (COVID-19) Update: FDA Revokes Emergency Use Authorization for Chloroquine and Hydroxychloroquine.** FDA. Accessed July 3, 2020.
[Reference Source](#)
 31. **Covid-19 : Essai Discovery, les raisons d'un flop français.** LExpress.fr. Accessed July 3, 2020.
[Reference Source](#)
 32. Halpern SD, Karlawish JHT, Berlin JA: **The continuing unethical conduct of underpowered clinical trials.** *JAMA.* 2002; **288**(3): 358–362.
[PubMed Abstract](#) | [Publisher Full Text](#)
 33. Gelinas L, Lynch HF, Bierer BE, *et al.*: **When clinical trials compete: prioritising study recruitment.** *J Med Ethics.* 2017; **43**(12): 803–809.
[PubMed Abstract](#) | [Publisher Full Text](#) | [Free Full Text](#)
 34. Guyatt GH, Mills EJ, Elbourne D: **In the era of systematic reviews, does the size of an individual trial still matter.** *PLoS Med.* 2008; **5**(1): e4.
[PubMed Abstract](#) | [Publisher Full Text](#) | [Free Full Text](#)
 35. Glasziou PP, Sanders S, Hoffmann T: **Waste in covid-19 research.** *BMJ.* 2020; **369**: m1847.
[PubMed Abstract](#)

Open Peer Review

Current Peer Review Status:  

Version 1

Reviewer Report 06 October 2020

<https://doi.org/10.5256/f1000research.29488.r72375>

© 2020 Fretheim A. This is an open access peer review report distributed under the terms of the [Creative Commons Attribution License](#), which permits unrestricted use, distribution, and reproduction in any medium, provided the original work is properly cited.

 **Atle Fretheim** 

¹ Centre for Informed Health Choices, Norwegian Institute of Public Health, Oslo, Norway

² Faculty of Health Sciences, Oslo Metropolitan University, Oslo, Norway

The manuscript addresses an important topic, and was an interesting and relatively easy read. Thanks for that!

I have only managed to find one issue of some substance to comment on, and one very minor thing.

In the Discussion section you raise the argument that lack of blinding is a problem, especially since many trials don't have mortality as a main outcome. This is in line with the general understanding that "subjective" outcomes, i.e. outcomes based on some degree of judgement, are more prone to bias due to lack of blinding than "objective" outcomes (with regards to validity of outcome assessment)¹. However, I miss a mention of what outcomes the trials actually did include. All I find in the text about types of outcomes concerns whether or not mortality was included - nothing about what other types of outcomes were in use. This information is of some importance for assessing how crucial blinding is in these trials. I did manage to find the column on outcomes in the Extended Data file, but I think a sentence or two, or three, summarizing the general picture on outcome-types would be good to include in the main text.

One minor details, on language, which I hesitate to mention being a non-native English speaker:

Is there a word missing in this sentence (an "a" before "streamlined", perhaps)? (Discussion, 5th paragraph):

"Strongly endorsed and prioritized by authorities and medical representatives, it is running as streamlined pragmatic platform trial in over 176 hospitals, randomizing over 12,000 patients in just over four months".

References

1. Higgins J, Thomas J, *et al.*: Cochrane Handbook for Systematic Reviews of Interventions (Version 6.1). 2020. [Reference Source](#)

Is the work clearly and accurately presented and does it cite the current literature?

Yes

Is the study design appropriate and is the work technically sound?

Yes

Are sufficient details of methods and analysis provided to allow replication by others?

Yes

If applicable, is the statistical analysis and its interpretation appropriate?

Not applicable

Are all the source data underlying the results available to ensure full reproducibility?

Yes

Are the conclusions drawn adequately supported by the results?

Yes

Competing Interests: No competing interests were disclosed.

Reviewer Expertise: Research methods, health systems- and policy research, systematic review.

I confirm that I have read this submission and believe that I have an appropriate level of expertise to confirm that it is of an acceptable scientific standard.

Author Response 12 Oct 2020

Perrine Janiaud, Stanford University,, Stanford, USA

Dear Atle Fretheim,

Thank you very much for your kind review and feedbacks. Some elements of answers to your comments below and we have submitted a revision:

- We have not assessed the outcomes in detail, mainly due to the heterogeneity of the reporting for the different outcomes. We unfortunately do not have additional data to present. However, we have added clarifications in the Discussion and Limits:

Discussion paragraph 3: "Blinding may not be required for mortality outcomes; however, mortality was rarely a primary outcome. Other objective outcomes commonly used according to the COVID-19 core outcome sets, such as hospitalization and mechanical ventilation, may still be impacted by subjective decisions and the awareness of the randomly allocated intervention and thus may benefit from a blinded assessment."

Fourth limit: "Fourth, we did not assess in detail all the different outcomes being used, and the blinding of the outcome collection was not systematically reported preventing us from

fully apprehending the impact of the lack of blinding”

- Thank you for spotting the missing “a”

Competing Interests: No competing interests were disclosed.

Reviewer Report 05 October 2020

<https://doi.org/10.5256/f1000research.29488.r72379>

© 2020 McCartney M. This is an open access peer review report distributed under the terms of the [Creative Commons Attribution License](#), which permits unrestricted use, distribution, and reproduction in any medium, provided the original work is properly cited.



Margaret McCartney 

General Practitioner and Freelance Writer, Glasgow, UK

I am very pleased to see this paper and congratulate the authors. It answers an important question on what research has been done and critically appraises them. This team already have my respect and admiration for their online COVID trials tracker.

These aren't criticisms:

- I had difficulty trying to find what the small amount of trials using non drug/device interventions tested. I appreciated the appendixes with a list of all the trials, broken down into types of trials and interventions. It would perhaps help to draw out the non-drug interventions in full in the text especially as the authors list non-drug interventions that could be planned for testing.
- In terms of further work, there should be data available about the trials that were planned in the next pandemic (some of this was in systems for epidemiological work across centres). I think we have missed a chance to plan non-drug intervention trials and appreciate the authors call to do this. It might be helpful to know how many planned trials actually happened to help model non drug trial options.
- Is there any way to graphically explain types of funders in relation to types of trial? It might be a way to hold funders to account - I suspect this will show that it is better to fund fewer bigger trials but I don't know - it might be helpful for funders reading this to appreciate where to put their dollar.

Thank you for writing this, I think it does a great job of holding the research communities to account.

Is the work clearly and accurately presented and does it cite the current literature?

Yes

Is the study design appropriate and is the work technically sound?

Yes

Are sufficient details of methods and analysis provided to allow replication by others?

Yes

If applicable, is the statistical analysis and its interpretation appropriate?

I cannot comment. A qualified statistician is required.

Are all the source data underlying the results available to ensure full reproducibility?

Yes

Are the conclusions drawn adequately supported by the results?

Yes

Competing Interests: I have written and broadcast about the failure to trial non drug interventions. My full DOI is at whopaysthisdoctor.org

Reviewer Expertise: I am a general practitioner with an interest in evidence based medicine.

I confirm that I have read this submission and believe that I have an appropriate level of expertise to confirm that it is of an acceptable scientific standard.

Author Response 12 Oct 2020

Perrine Janiaud, Stanford University,, Stanford, USA

Dear Margaret McCartney,

Thank you very much for your kind review and feedbacks. Some elements of answers to your comments below and we have submitted a revision:

- We have added a few examples in the Results section "Intervention to treat COVID 19 [...] Regarding non-drug interventions, 28 investigated procedures (e.g. renal replacement therapy), 8 devices (e.g. various respiratory devices), and 27 trials investigated other non-drug interventions (e.g. physical activity and pulmonary rehabilitation)."
- We agree, there's clearly a need to learn from the challenges and successes of the COVID-19 research agenda. Such knowledge would help for future health challenges but on a more immediate level it could definitely inform what would be the best design for non-drug trials. Even more so important, as many countries are currently taking actions to reinforce restrictions.
- As the funding type was unclear for 41.8% of the assessed trials (i.e. a public/not-for-profit sponsor was reported but the absence of an industrial sponsor does not exclude an industrial funder), we believe that a graph may not be useful to reflect the reality.

Competing Interests: No competing interests were disclosed.

The benefits of publishing with F1000Research:

- Your article is published within days, with no editorial bias
- You can publish traditional articles, null/negative results, case reports, data notes and more
- The peer review process is transparent and collaborative
- Your article is indexed in PubMed after passing peer review
- Dedicated customer support at every stage

For pre-submission enquiries, contact research@f1000.com

F1000Research