



Sustainability in Radiology: Position Paper and Call to Action From ACR, AOSR, ASR, CAR, CIR, ESR, ESRNM, ISR, IS3R, RANZCR, and RSNA

Andrea G. Rockall^{1,2}, Bibb Allen^{3,4}, Maura J. Brown^{5,6}, Tarek El-Diasty^{7,8}, Jan Fletcher⁹, Rachel F. Gerson¹⁰, Stacy Goergen¹¹, Amanda P. Marrero González¹², Thomas M. Grist¹³, Kate Hanneman^{14,15}, Christopher P. Hess¹⁶, Evelyn Lai Ming Ho¹⁷, Dina H. Salama¹⁸, Julia Schoen¹⁹, Sarah Sheard²

¹Department of Surgery and Cancer, Faculty of Medicine, Imperial College London, London, UK

²Department of Radiology, Imperial College Healthcare NHS Trust, London, UK

³International Society of Radiology, Reston, VA, USA

⁴Department of Radiology, Grandview Medical Center, Birmingham, AL, USA

⁵Department of Radiology, Faculty of Medicine, University of British Columbia, Vancouver, Canada

⁶Diagnostic Imaging, BC Cancer, Vancouver, BC, Canada

⁷Department of Radiology, Urology and Nephrology Center, University of Mansoura, Mansoura, Egypt

⁸Egyptian Society of Radiology and Nuclear Medicine (ESRNM), Cairo, Egypt

⁹Monash Health, Clayton, VIC, Australia

¹⁰Northwest Radiologists, Bellingham, WA, USA

¹¹Monash University, Clayton, VIC, Australia

¹²Department of Diagnostic Radiology, University of Puerto Rico School of Medicine, San Juan, Puerto Rico

¹³University of Wisconsin, Madison, WI, USA

¹⁴Department of Medical Imaging, University of Toronto, Toronto, ON, Canada

¹⁵Joint Department of Medical Imaging, University Medical Imaging Toronto, University Health Network (UHN) and Sinai Health System (SHS), Toronto, ON, Canada

¹⁶Department of Radiology and Biomedical Imaging, University of California, San Francisco, CA, USA

¹⁷ParkCity Medical Centre, Kuala Lumpur, Malaysia

¹⁸Radiology and Medical Imaging Technology Department, Misr University for Science and Technology, 6th of October City, Egypt

¹⁹University of Michigan, Ann Arbor, MI, USA

The urgency for climate action is recognised by international government and healthcare organisations, including the United Nations (UN) and World Health Organisation (WHO). Climate change, biodiversity loss, and pollution negatively impact all life on earth. All populations are impacted but not equally; the most vulnerable are at highest risk, an inequity further exacerbated by differences in access to healthcare globally. The delivery of healthcare exacerbates the planetary health crisis through greenhouse gas emissions, largely due to combustion of fossil fuels for medical equipment production and operation, creation of medical and non-medical waste, and contamination of water supplies. As representatives of radiology societies from across the globe who work closely with industry, and both governmental and non-governmental leaders in multiple capacities, we advocate together for urgent, impactful, and measurable changes to the way we deliver care by further engaging our members, policymakers, industry partners, and our patients. Simultaneous challenges including global health disparities, resource allocation, and access to care must inform these efforts. Climate literacy should be increasingly added to radiology training programmes. More research is required to understand and measure the environmental impact of radiological services and inform mitigation, adaptation and monitoring efforts. Deeper collaboration with industry partners is necessary to support innovations in the supply chain, energy utilization, and circular economy. Many solutions have been proposed and are already available, but we must understand and address barriers to implementation of current and future sustainable innovations.

Received: January 27, 2025 **Accepted:** February 20, 2025

Corresponding author: Andrea G. Rockall, Department of Surgery and Cancer, Faculty of Medicine, Imperial College London, UK/ Department of Radiology, Imperial College Healthcare NHS Trust, London, UK

• E-mail: a.rockall@imperial.ac.uk

This is an Open Access article distributed under the terms of the Creative Commons Attribution Non-Commercial License (<https://creativecommons.org/licenses/by-nc/4.0>) which permits unrestricted non-commercial use, distribution, and reproduction in any medium, provided the original work is properly cited.

Finally, there is a compelling need to partner with patients, to ensure that trust in the excellence of clinical care is maintained during the transition to sustainable radiology. By fostering a culture of global cooperation and rapid sharing of solutions amongst the broader imaging community, we can transform radiological practice to mitigate its environmental impact, adapt and develop resilience to current and future climate and environmental threats, and simultaneously improve access to care.

Keywords: Climate change; Sustainability; Resource allocation; Radiology; Health services accessibility

Key Points

1. **Question:** What actions can professional societies take to improve the environmental sustainability of radiology?
2. **Findings:** Better understanding of resource usage in radiology is needed; action is required to address regional and global disparities in access to care which stand to be exacerbated by climate change.
3. **Clinical Relevance:** Radiological societies need to advocate for urgent, impactful, and measurable changes to mitigate the environmental impact of radiological practice. Research and education, as well as adaptation and resilience to current and future climate and environmental threats must be prioritised, while simultaneously improving access to care.

Recognising the Environmental Impact of Radiology and Need for Advocacy

Sustaining a healthy planet is essential to human health, including individual, community, and global health [1]. The planetary health framework recognizes that the health of all living species, including humans, is interconnected with non-living components in the natural world [2]. The environment in which we live directly impacts human health, including climate and weather patterns. Human activities, predominantly the burning of fossil fuels, increase greenhouse gases, driving anthropogenic climate change. As healthcare professionals, we can protect our patients by responding to the health effects of climate change and other environmental exposures and signal the importance of an urgent transition to environmentally sustainable imaging practice [3]. The delivery of healthcare generates substantial greenhouse gas emissions, with diagnostic services accounting for approximately 9% of healthcare emissions in one region in Australia [4]. Globally, CT and MR imaging were estimated to contribute up to 0.77% of total carbon dioxide

emissions for 2016 with an expected 30% growth between 2016 and 2030 [5,6]. For comparison, aviation contributed an estimated 2.5% worldwide in 2023 [7].

Transformation of medical imaging to low carbon and climate resilient systems will require engagement at all organizational levels locally and globally, and at a societal level. Individual radiologists and radiology practices can act as agents for change in their daily practice and within their healthcare organisations. Radiological societies may contribute by influencing not only our community but government policy. We must consider the environmental impact of our daily work, balancing responsible imaging usage against the immediate needs of patients. Despite the challenges, sustainable value-based imaging is possible, with many innovative technologies at our fingertips.

What are the priority actions that professional societies can take? What actions are likely to have the largest impact, require the lowest effort, and encounter the fewest barriers to implementation? Eight priority actions are enumerated in this paper, and an action framework has been developed, identifying the responsibilities, impacts, and accountability (Fig. 1, Table 1).



Fig. 1. Key actions for radiological societies.

Table 1. Key actions for radiology leadership and societies

Action	Responsibilities	Expected impact	Responsible parties
Advocacy	Engage in policy discussions and represent radiology interests	Increased influence on healthcare strategies and improved policy outcomes for sustainability	Radiological societies Advocacy groups
Address global disparities	Identify and support initiatives that target disparities	Improved access to sustainable radiological care for underserved populations	Radiological societies Non-governmental organisations Governmental bodies
Educating for climate literacy	Develop educational materials and programs and make widely available	Enhanced understanding of sustainability among radiology professionals and students	Radiological societies Educational institutions Professional societies
Toolkit	Create and disseminate resources and training modules to support departmental change	Empowerment of radiology departments to adopt sustainable practices effectively	Radiological societies Training organizations
Research	Fund and conduct studies on energy and waste metrics	Evidence-based insights leading to effective sustainability measures in radiology	Radiological societies Society publications Research institutions
	Prioritise research into innovative solutions to the environmental impacts of medical imaging	Empowerment of researchers in academia and industry to pursue innovative research into environmental mitigations	Funding agencies
Preparedness	Develop guidelines for climate emergency responses	Enhanced resilience of radiology departments to climate-related disruptions and health impacts	Radiological societies Disaster response agencies
Industry collaboration	Partner with manufacturers to create common metrics for emissions and waste	Adoption of circular economy principles, reducing emissions, waste, and improving supply chain sustainability	Radiological societies Industry partners
	Create an examination/procedure 'energy report' analogous to radiation 'dose report'	Energy reporting could contribute to a further visualization of the problem	
Patient collaboration	Engage with patient advocacy groups for feedback	Sustainable patient pathways that maintain high-quality care and satisfaction	Radiological societies Patient advocacy groups

Work to Address Global Disparities in Impact of Climate Change

Social, economic, and geographical determinants of health, health access, and equity are inextricably linked to environmental sustainability. While no one is immune to the effects of climate change, the climate crisis disproportionately affects low-resource settings and vulnerable individuals and groups, potentially widening existing health disparities. Extreme weather, heat stress, exposure to wildfire smoke, and poor air quality increase the risk of adverse health outcomes including myocardial infarction, asthma exacerbations, injury, zoonotic disease, and stroke [8]. People at the extremes of age, individuals with pre-existing chronic disease, those living in poverty, with food and housing insecurity, or

with limited healthcare access are at higher risk of adverse outcomes related to climate disruptions [9]. Strategic action is needed to ensure equitable access to radiology globally, in low-income settings but also in high income countries with internal disparities in access to care. This will require building capacity while minimizing the detrimental environmental effects related to the delivery of radiology services.

In low- and middle-income countries (LMICs), the principal challenges are infrastructure, logistics, and human resources, which are made more challenging in sparsely populated regions [7]. Due to limited access to care, health services generate a much lower environmental impact in these countries compared with their middle- and higher-income counterparts. The desire to maintain a low carbon

footprint should not impede advances in healthcare that improve overall health in these regions. The current relative lack of medical imaging infrastructure in LMICs presents an opportunity to implement coordinated, sustainable systems [8], such as building reliable renewable energy sources and using mobile equipment [10]. Particular consideration needs to be given to the lifespan and maintenance of equipment [11]. The use of digital tools and remote access options, such as teleradiology and on-line consultations, mobile units, and community outreach can increase accessibility while reducing emissions from patient and staff travel and transportation [6,12].

LMIC-led research is essential to provide constructive and locally applicable recommendations. Population and community-based monitoring of disease and climate trends as well as co-created educational and screening initiatives will be necessary to simultaneously address climate impacts and ensure access to care.

As access to radiology services in underserved regions across the globe is improved, environmentally sustainable infrastructure should be a cornerstone of government and department policy [13-19]. Collaborations between international agencies, including the World Health Organisation (WHO) and International Atomic Energy Agency (IAEA), professional organizations, industry, and local leadership are critical to increase awareness and influence policies [20].

Fostering Research

Recent decades have seen the development of a robust body of science about climate change and its impacts on health and society. However, research that specifically elaborates the relationship between medical imaging and its impact on environmental sustainability is only nascent. These associations must be defined across the imaging value chain to more effectively steward energy utilization and to foster the incorporation of more renewable energy sources in the delivery of imaging-based healthcare.

Among the more pressing research needs are measurements and benchmarks that foster environmental impact reduction. Efforts to date have focused on life cycle assessment [21] or on energy consumption of specific imaging devices in the operational phase [22,23] to guide the development of more efficient per-instrument power management strategies. However, work is required to design data-driven models of energy consumption, not only for

individual imaging devices or examinations but also at a larger scale, for example, within an imaging facility, across a fleet of imaging devices, and across a patient's care journey from initial diagnosis through later treatment and disease monitoring [24]. Research into the environmental impact of development and utilisation of AI in radiology, with its enormous usage of energy for model training and foundation models, is essential [25].

Furthermore, there is a compelling need to deliver imaging services more efficiently within large, complex healthcare systems. Decreasing the energy consumption of imaging requires reducing the need for patient and employee travel to monolithic healthcare facilities. Research to develop technology that allows remote operation of imaging devices, deployment of imaging devices more broadly across communities, and more appropriate use of imaging resources [26] will synergistically enhance energy mitigation strategies.

Transformation to sustainable practice is, in essence, a study in change management. There is a need for research that compares various approaches to communicating sustainability and their impact on changing behaviours. This is perhaps not a traditional topic of research for radiologists, and we will need new collaborations to bring strength to this area of research.

A major obstacle to reducing imaging's environmental footprint is the lack of public funding mechanisms to support research on the topic. Nearly all research on the environmental sustainability of imaging to date has been unsupported or supported at a small scale by academic departments and by industry.

Industry Collaboration

Radiology has a long and productive history of innovation through academic-industry partnerships. The advanced imaging technique resulting from these collaborations have transformed medical practice. Together, we stand uniquely positioned to lead the effort to reduce the environmental impact of medical imaging and improve human health. Radiology and industry leaders need to work with industry groups such as the European Coordination Committee of the Radiological, Electromedical and Healthcare IT Industry (COCIR), the Advanced Medical Technology Association (AdvaMed), the Medical Equipment Proactive Alliance for Sustainable Healthcare (MEPA) and governmental regulatory agencies like the US Environmental Protection Agency (EPA)

to establish common metrics and recognition of compliance with sustainability goals [27,28]. For example, COCIR efforts have helped to establish commonly accepted measurements of energy consumption for medical imaging devices, and the EPA is in the process of developing an Energy Star program to recognise and encourage efforts to reduce energy consumption, likely beginning with MRI [27,29]. Finally, industry and the radiology community can partner to develop new methods to reduce energy consumption and resource use in medical imaging through collaborative research supported by governmental agencies [30]. For example, equipment manufacturers, contrast media suppliers, and radiology researchers may work together to develop AI-based MRI reconstruction methods that may increase MRI energy usage while reducing the need for a scarce resource like gadolinium [31].

These complex scenarios require comprehensive analysis of the circular economy of imaging equipment and pharmaceuticals, which includes their production, energy use, and disposal. Specific issues that need to be addressed in addition to fossil fuel emissions are anthropogenic gadolinium contamination in ground and surface waters, mineral extraction and critical mineral availability [32].

Education and Climate Literacy

A well-informed and engaged radiology workforce is essential to steward a transition to environmentally sustainable medical imaging. Leadership in this area begins with understanding the health harms of the climate crisis and the co-benefits of reducing air pollution, biodiversity loss and climate change. This is largely understood by healthcare professionals; however, a variety of barriers preclude engagement [33].

Integration of planetary health education into Diagnostic Radiology curricula including continuing medical education will ensure that radiologists acquire the necessary knowledge and skills to engage in mitigation and adaptation of medical imaging to the climate crisis, and a commitment to lifelong learning will allow rapid response and leadership as it evolves. Radiologists should be versed in the changing patterns of vector borne disease, cardiopulmonary and renal disease, cancer incidence and survivorship following extreme weather events, including increasing respiratory illnesses, heat related health emergencies, and increased risk of injury and prevalence of mental health crises [5,6]. Cross-disciplinary collaboration with all our partners will be

essential.

There should be a focus on collaboration and avoidance of duplication. Radiology conferences and journals, augmented by social media and open networks such as Radiologists for a Sustainable Future (@Rads4SF) allow for rapid distribution of successful strategies and crowdsourcing of efforts expanding micro (local) efforts to the macro (national and global) level. Cross-national and multi-society sharing of educational materials, sustainability quality improvement projects, research and planetary health resources will also encourage curricular innovation and research. Radiology societies need to promote highly visible educational sessions on climate change and environmental sustainability at imaging conferences and through on-line platforms.

Tracking progress on reducing emissions and waste and sharing successful initiatives will increase confidence in organisational commitment and highlight what is possible with many contributing to the effort.

The healthcare community as trusted voices on health have tremendous potential to influence social and public policy in support of decarbonization in our workplaces and communities, and in shaping global climate policy [34].

Operational Sustainability and Appropriate Use: Toolkit

Management of resources, including energy, materials, equipment, and workforce, is essential for a sustainable imaging practice. While decisions on sources of electricity and energy or waste management at an organizational level may be out of the direct control of radiology departments, radiology leaders can advocate for sustainable practices. Working in coordination with operations and quality and safety departments, radiologists should consider sustainability and the circularity of the supply chain when purchasing equipment and eliminating waste [35,36]. The use of smart monitoring tools can help to mitigate energy consumption related to heating, ventilation and air-conditioning (HVAC), lighting and machine-on time [35].

Reducing unnecessary, low-value imaging is paramount and requires broad engagement including radiologists in collaboration with referring clinicians and patient partners. New digital innovations hold the promise of AI-assisted decision-support tools to help guide appropriate use of imaging and adherence to guidelines for screening and follow up. Opportunistic data capture provides an opportunity to capture relevant incidental screening

information and data [37]. The development of integrated and interoperable electronic medical records and advances in image and data sharing can eliminate redundancies. Guidelines for appropriate use and resource allocation must prioritize value-based care and be mindful of the various resource constraints, including underuse of resources, in countries and communities with limited access. Decision support tools and appropriate use criteria must be easy to access and apply and should be integrated into ordering protocols.

Preparedness: Adapting to Climate Change and Preparing for Climate Emergencies

In parallel to mitigation strategies, adaptation strategies are needed to build resiliency to current and future impacts of the climate crisis [35,36]. Environmental exposures and adverse weather can lead to higher demand for healthcare, including unpredictable swings in the demand for imaging [5,25]. Such events also pose a risk to infrastructure and to the health, safety and availability of the workforce which in turn can impact capacity and productivity.

Recognising Operational Vulnerability and Preparing for Crisis

Climate emergencies can disrupt imaging operations due to failed equipment, infrastructure damage, strains on the energy grid, or inadequate staffing. Radiology departments are susceptible to flooding, extreme temperatures, and power failures [3]. These vulnerabilities can lead to delayed care as well as financial strain. Development of disaster management protocols to prepare for extreme weather events, including potential work-force shortages and surges in imaging volumes is essential (Table 2) [4]. A case study describes the impact of climate change in radiology in Puerto Rico (Fig. 2, Table 3).

The key focus of disaster planning and resiliency measures is to ensure continuity of care during crises. Investment in climate resilient facilities through infrastructure upgrades is needed [36]. Resiliency requires flexibility and coordination, supply chain and workforce planning, as well as operational and data system redundancies.

At the Time of Crisis: Workforce and Patient Care

Climate related environmental exposures, including air pollution, wildfire smoke, and extreme heat, are associated with increased health system utilization [8]. Workers too are vulnerable to climate impacts and may themselves become patients. A climate emergency may impact patients' ability to access imaging sites and services or workers' ability to provide those services.

Departments should take steps to reduce both patients' and workers' vulnerability to climate impacts. Healthcare institutions must take the lead on climate solutions and identify and collaborate with communities that are disproportionately at risk from climate-related harm. Preventive measures and investments that aim to improve the co-ordination of community resilience and preparedness, health, well-being and equity will be necessary to create truly resilient healthcare systems.

Patient-Centred Perspective and Collaboration

Connecting the concept of environmental sustainability with improved patient outcomes may help to frame the issue in terms of patient-centred care. For example, reducing the environmental impact of healthcare will contribute to improved long-term public health outcomes. Efforts to identify disease at early stages, avoidance of low-value investigations, the development of community based diagnostic hubs, and diagnostic outreach for remote communities can increase access, improve patient pathways,

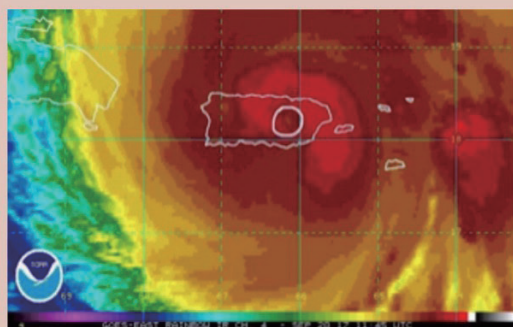
Table 2. Preparing radiology departments for climate resilience

Goal	Action
Good teamwork	IT and operations teams must be coordinated and work together [35]
Infrastructure upgrade	Infrastructure must be upgraded to ensure minimal damage to imaging equipment in the event of flooding, storms, extreme temperature and power outages [9,38]
Technology system redundancy	Minimise data loss through building redundancy in technological systems and data storage with back-up power sources [9,39], back up communications systems
Human resource resilience	Identify resilience for imaging staffing, service coverage, reporting, information systems team
Operational system redundancy	Identify alternate energy sources, supply chains and infrastructure when disrupted or damaged [8]
Clinical emergency planning	Identify alternate patient access routes, staff access, outline triage plans

CASE STUDY

Medical Imaging in Puerto Rico

Key events and impact of Hurricanes Irma and Maria on medical imaging services in Puerto Rico



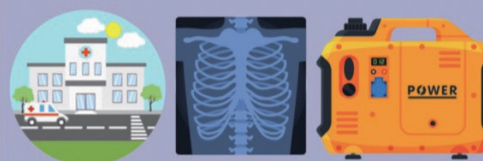
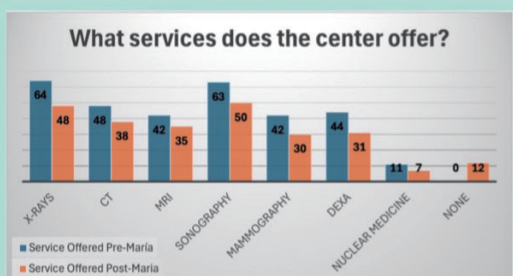
SEPTEMBER 2017

Hurricane Irma → \$1 billion in damage and 3 deaths in Puerto Rico
Hurricane Maria → the largest hurricane to hit Puerto Rico since 1928, >\$100 billion in damages and >4500 deaths



IMMEDIATELY AFTER THE HURRICANES

Damage to infrastructure → The entire island was left without electricity and wireless communication
Approximately half of households were without water
Widespread interruption of essential services, including food, water, and healthcare



IMPACT ON MEDICAL IMAGING

Structural damage to imaging centres and equipment
→ Lack of electrical power, potable water, telecommunications, teleradiology, internet and telephone
Reduced medical imaging available due to high cost of power secondary to mechanical damage and fuel dispatch



OCTOBER 2017

Questionnaire sent to imaging centers in Puerto Rico 30 days after Hurricane Maria → 66 imaging centers responded

12 (19%) were unable to restart operations

19 (29%) were able to offer all radiology services



KEY LESSONS AND ACTIONS TO BUILD RESILIENCE

- Physical presence of radiologists in hospitals and medical imaging centers is essential to meet the needs of patients and the community in a disaster scenario
- Preparation is needed to ensure that radiology practices are resilient to environmental disasters, with established plans to respond quickly in the event of a natural disaster

Fig. 2. Case study medical imaging in Puerto Rico: key events and impact of Hurricanes Irma and Maria on medical imaging services in Puerto Rico.

Table 3. Findings of a questionnaire sent to 66 imaging centres in Puerto Rico by Sociedad Radiológica de Puerto Rico (SOCRAD) 30 days after Hurricane Maria in 2018

Imaging modality offered	Service offered per-Maria	Service offered post-Maria	Difference
Radiographs	64	48	25%
CT	48	38	21%
MRI	42	35	17%
Sonography	63	50	21%
Mammography	42	30	29%
DEXA	44	31	30%
Nuclear medicine	11	7	36%
No imaging services available	0	12	18%

Imaging Centres reported a decrease in the number of modalities offered after Hurricane Maria and twelve centers were not able to offer any imaging services

reduce emissions from patient travel by co-ordinating appointments as well as providing more accessible, community-based imaging services, and reduce the environmental impact of services.

Listening to the patient's voice and retaining patient trust is critically important if changes to a care pathway are being made to avoid any perception that we might be 'short-changing' patient care when we are ensuring guideline-compliant care that is most appropriate for their medical condition. Indeed, identifying strong patient advocates for environmental sustainability in healthcare is an important resource at this time of transition.

CONCLUSION

Transformation of radiology to more environmentally sustainable practices is urgent. We need research to better understand the current state of sustainability in the practice and to help prioritize mitigation actions with the highest impact. At the same time regional and global disparities in access to care, which stand to be exacerbated by climate change, must be addressed. Despite current knowledge gaps, we are ready to lead the change and transform to sustainable radiology, working closely with industry and patients (consumers), and preparing for potential climate crises. As healthcare professionals and radiology societies, working together as a global team, we must make our trusted voices heard by policy makers to influence a revolution in the way we work.

Conflicts of Interest

All authors have no potential conflicts of interest to disclose in relation to this article.

ORCID IDs

Andrea G. Rockall

<https://orcid.org/0000-0001-8270-5597>

Bibb Allen

<https://orcid.org/0000-0003-0761-290X>

Maura J. Brown

<https://orcid.org/0000-0001-5232-4494>

Tarek El-Diasty

<https://orcid.org/0000-0002-2783-0851>

Jan Fletcher

<https://orcid.org/0009-0009-5661-4064>

Rachel F. Gerson

<https://orcid.org/0009-0007-0986-5536>

Stacy Goergen

<https://orcid.org/0000-0001-9668-6809>

Amanda P. Marrero González

Unavailable

Thomas M. Grist

<https://orcid.org/0000-0003-3279-6931>

Kate Hanneman

<https://orcid.org/0000-0002-3077-2218>

Christopher P. Hess

<https://orcid.org/0000-0002-5132-5302>

Evelyn Lai Ming Ho

<https://orcid.org/0000-0002-4900-610X>

Dina H. Salama

<https://orcid.org/0000-0003-4736-6723>

Julia Schoen

<https://orcid.org/0000-0003-0679-3446>

Sarah Sheard

Unavailable

Funding Statement

None

Acknowledgments

This article is simultaneously published in the Canadian Association of Radiologists Journal (DOI 10.1177/08465371241321390), European Radiology (DOI 10.1007/s00330-025-11413-7), Journal of Medical Imaging and Radiation Oncology (10.1111/1754-9485.13842), Journal of the American College of Radiology (DOI 10.1016/j.jacr.2025.02.009), Korean Journal of Radiology (DOI 10.3348/kjr.2025.0125) and Radiology (DOI 10.1148/radiol.250325).

The articles are identical except for minor stylistic and spelling differences in keeping with each journal's style.

Either DOI can be used when citing this article.

This is a joint article by American College of Radiology (ACR), Asian Oceanian Society of Radiology (AOSR), African Society of Radiology (ASR), Canadian Association of Radiologists (CAR), Colegio Interamericano de Radiología (CIR), European Society of Radiology (ESR), Egyptian Society of Radiology and Nuclear Medicine (ESRNM), International Society for Strategic Studies in Radiology (IS3R), International Society of Radiology (ISR), Royal Australian and New Zealand College of Radiologists (RANZCR) and Radiological Society of North America (RSNA).

- American College of Radiology (ACR): Rachel F. Gerson, Julia Schoen
- Asian Oceanian Society of Radiology (AOSR): Evelyn Lai Ming Ho
- African Society of Radiology (ASR): Dina H. Salama
- Canadian Association of Radiologists (CAR): Maura J. Brown, Kate Hanneman
- Colegio Interamericano de Radiología (CIR): Amanda P. Marrero González
- European Society of Radiology (ESR): Andrea G. Rockall, Sarah Sheard
- Egyptian Society of Radiology and Nuclear Medicine (ESRNM): Tarek El Diasty
- International Society for Strategic Studies in Radiology (IS3R): Thomas M. Grist
- International Society of Radiology (ISR): Bibb Allen
- Royal Australian and New Zealand College of Radiologists (RANZCR): Jan Fletcher, Stacy Goergen
- Radiological Society of North America (RSNA): Christopher P. Hess

This paper has been endorsed by the African Regional Cooperative Agreement for Research, Development, and Training related to Nuclear Science and Technology (AFRA).

REFERENCES

1. Abbasi K, Ali P, Barbour V, Benfield T, Bibbins-Domingo K, Hancocks S, et al. Time to treat the climate & nature crisis as one indivisible global health emergency. *Indian J Med Res* 2023;158:330-333
2. McKee H, Brown MJ, Kim HHR, Doo FX, Panet H, Rockall AG, et al. Planetary health and radiology: why we should care and what we can do. *Radiology* 2024;311:e240219
3. Atwoli L, Baqui AH, Benfield T, Bosurgi R, Godlee F, Hancocks S, et al. Call for emergency action to limit global temperature increases, restore biodiversity, and protect health. *N Engl J Med* 2021;385:1134-1137
4. Malik A, Padget M, Carter S, Wakiyama T, Maitland-Scott I, Vyas A, et al. Environmental impacts of Australia's largest health system. *Resour Conserv Recycl* 2021;169:105556
5. Kouropoulos GP. A predictive model for the estimation of carbon dioxide emissions of magnetic resonance imaging (MRI) units and computed tomography (CT) scanners. *J Urban Environ Eng* 2018;12:172-187
6. Brown M, Schoen JH, Gross J, Omary RA, Hanneman K. Climate change and radiology: impetus for change and a toolkit for action. *Radiology* 2023;307:e230229
7. International Energy Agency. Tracking aviation [accessed on January 22, 2025]. Available at: <https://www.iea.org/energy-system/transport/aviation>
8. Gunasekaran S, Szava-Kovats A, Battey T, Gross J, Picano E, Raman SV, et al. Cardiovascular imaging, climate change, and environmental sustainability. *Radiol Cardiothorac Imaging* 2024;6:e240135
9. Romanello M, Napoli CD, Green C, Kennard H, Lampard P, Scamman D, et al. The 2023 report of the Lancet Countdown on health and climate change: the imperative for a health-centred response in a world facing irreversible harms. *Lancet* 2023;402:2346-2394
10. Chaban YV, Vosschenrich J, McKee H, Gunasekaran S, Brown MJ, Atalay MK, et al. Environmental sustainability and MRI: challenges, opportunities, and a call for action. *J Magn Reson Imaging* 2024;59:1149-1167
11. Kibirige C. White Elephants & Donor-Funded Research in Developing Countries: Centre for Research and International Development; 2024. Accessed on January 22nd 2025 Available from: <https://www.cenrid.org/post/white-elephants-donor-funded-research-in-developing-countries>
12. Kjelle E, Brandsaeter IO, Andersen ER, Hofmann B. Sustainability in healthcare by reducing low-value imaging - A narrative review. *Radiography (Lond)* 2024;30(Suppl 1):30-34
13. Dagvasumberel G, Khurelsukh K, Dagvasumberel M. Radiology loading and coverage hours in Mongolia. *Korean J Radiol* 2024;25:505-507
14. Meng F, Zhan L, Liu S, Zhang H. The growing problem of radiologist shortage: china's perspective. *Korean J Radiol* 2023;24:1046-1048
15. Jamil H, Tariq W, Ameer MA, Asghar MS, Mahmood H, Tahir

- MJ, et al. Interventional radiology in low- and middle-income countries. *Ann Med Surg (Lond)* 2022;77:103594
16. Murali S, Ding H, Adediji F, Qin C, Obungoloch J, Asllani I, et al. Bringing MRI to low- and middle-income countries: directions, challenges and potential solutions. *NMR Biomed* 2024;37:e4992
17. Frija G, Blazic I, Frush DP, Hierath M, Kawooya M, Donoso-Bach L, et al. How to improve access to medical imaging in low- and middle-income countries? *EClinicalMedicine* 2021;38:101034
18. Frija G, Salama DH, Kawooya MG, Allen B. A paradigm shift in point-of-care imaging in low-income and middle-income countries. *EClinicalMedicine* 2023;62:102114
19. DeStigter K, Pool KL, Leslie A, Hussain S, Tan BS, Donoso-Bach L, et al. Optimizing integrated imaging service delivery by tier in low-resource health systems. *Insights Imaging* 2021;12:129
20. International Atomic Energy Agency. IAEA medical imaging and nuclear medicine global resources database (IMAGINE) [accessed on January 22, 2025]. Available at: <https://humanhealth.iaea.org/HHW/DBStatistics/IMAGINE.html>
21. Martin M, Mohnke A, Lewis GM, Dunnick NR, Keoleian G, Maturen KE. Environmental impacts of abdominal imaging: a pilot investigation. *J Am Coll Radiol* 2018;15:1385-1393
22. Heye T, Knoerl R, Wehrle T, Mangold D, Cerminara A, Loser M, et al. The energy consumption of radiology: energy- and cost-saving opportunities for CT and MRI operation. *Radiology* 2020;295:593-605
23. Woolen SA, Becker AE, Martin AJ, Knoerl R, Lam V, Folsom J, et al. Ecodesign and operational strategies to reduce the carbon footprint of MRI for energy cost savings. *Radiology* 2023;307:e230441
24. Thiel CL, Vigil-Garcia M, Nande S, Meijer C, Gehrels J, Struk O, et al. Environmental life cycle assessment of a U.S. hospital-based radiology practice. *Radiology* 2024;313:e240398
25. Doo FX, Vosschenrich J, Cook TS, Moy L, Almeida E, Woolen SA, et al. Environmental sustainability and AI in radiology: a double-edged sword. *Radiology* 2024;310:e232030
26. Brady A, Brink J, Slavotinek J. Radiology and value-based health care. *JAMA* 2020;324:1286-1287
27. European Coordination Committee of the Radiological, Electromedical and Healthcare IT Industry (COCIR). Ecodesign Initiative: saving energy [accessed on January 22, 2025]. Available at: <https://www.cocir.org/initiatives/ecodesign-initiative/saving-energy>
28. Medical Equipment Proactive Alliance for Sustainable Healthcare (MEPA). Sustainability criteria for purchasing medical imaging devices (2024) [accessed on January 22, 2025]. Available at: <https://www.mepaalliance.org>
29. Energy Star. Medical imaging equipment [accessed on January 22, 2025]. Available at: <https://www.energystar.gov/sites/default/files/asset/document/ENERGY%20STAR%20Medical%20Imaging%20Equipment%20Discussion%20Guide.pdf>
30. Liu G. Bioengineering partnerships with industry (BPI) [accessed on January 22, 2025]. Available at: <https://www.nibib.nih.gov/funding/bioengineering-partnerships-industry>
31. Tsui B, Calabrese E, Zaharchuk G, Rauschecker AM. Reducing gadolinium contrast with artificial intelligence. *J Magn Reson Imaging* 2024;60:848-859
32. Dekker HM, Stroomberg GJ, Van der Molen AJ, Prokop M. Review of strategies to reduce the contamination of the water environment by gadolinium-based contrast agents. *Insights Imaging* 2024;15:62
33. Kotcher J, Maibach E, Miller J, Campbell E, Alqodmani L, Maiero M, et al. Views of health professionals on climate change and health: a multinational survey study. *Lancet Planet Health* 2021;5:e316-e323
34. Howard C, MacNeill AJ, Hughes F, Alqodmani L, Charlesworth K, de Almeida R, et al. Learning to treat the climate emergency together: social tipping interventions by the health community. *Lancet Planet Health* 2023;7:e251-e264
35. Cisco. CIO/IT leader guide: getting started on sustainability white paper [accessed on January 22, 2025]. Available at: <https://www.cisco.com/c/en/us/solutions/collateral/industries/csr/environmental-sustainability/getting-started-sustainability-wp.html>
36. Zeldin R, Hariharan K. Climate change significantly impacts global health [accessed on January 22, 2025]. Available at: <https://www.oliverwyman.com/our-expertise/insights/2020/oct/health-innovation-journal/climate-change-significantly-impacts-global-health.html>
37. Pickhardt PJ. Value-added opportunistic CT screening: state of the art. *Radiology* 2022;303:E41
38. Fleming KA, Horton S, Wilson ML, Atun R, DeStigter K, Flanagan J, et al. The Lancet Commission on diagnostics: transforming access to diagnostics. *Lancet* 2021;398:1997-2050
39. Hricak H, Ward ZJ, Atun R, Abdel-Wahab M, Muellner A, Scott AM. Increasing access to imaging for addressing the global cancer epidemic. *Radiology* 2021;301:543-546