


 Cite this: *RSC Adv.*, 2020, 10, 42912

Received 11th September 2020

Accepted 6th November 2020

DOI: 10.1039/d0ra07806a

rsc.li/rsc-advances

## Enantioselective amination of 4-alkylisoquinoline-1,3(2*H*,4*H*)-dione derivatives†

 Cheng Cheng,<sup>a</sup> Ying-Xian Li,<sup>a</sup> Xue-Min Jia,<sup>a</sup> Ji-Quan Zhang,<sup>a</sup> Yong-Long Zhao,<sup>a</sup> Wei Feng,<sup>b</sup> Lei Tang<sup>\*ac</sup> and Yuan-Yong Yang<sup>id</sup>\*<sup>ac</sup>

A mild and efficient enantioselective amination of 4-alkylisoquinoline-1,3(2*H*,4*H*)-dione derivatives was established, which is compatible with a broad range of substrates and delivers the final products in excellent yields (up to 99%) and ee values (up to 99%) with low catalyst loading (down to 1 mol%). The synthetic potential of this methodology was also demonstrated in the gram scale level.

Isoquinolinedione, bearing the carbon skeleton of tetrahydroisoquinoline (THIQ), is an important structural motif present in bioactive compounds and natural products with a broad array of biological properties.<sup>1</sup> However, the construction of isoquinolinedione, particularly the chiral version, is currently underdeveloped,<sup>2</sup> and the reported methods heavily rely on the radical-initiated addition–cyclization of activated alkenes to prepare this structural motif that hard to be further diversified.<sup>3</sup> From a pharmaceutical point of view, the presence of heteroatoms (such as nitrogen) is essential for their biological activity (Fig. 1).<sup>4</sup> Therefore, the introduction of other functional groups or heteroatoms into this framework is a pressing issue to be addressed.

On a different note, amine attached to a stereogenic center is a ubiquitous structure in natural products and bioactive compounds and becomes impetus for continuous exploration.<sup>5</sup> Using azodicarboxylates or nitrosoarenes as electrophilic amine sources,<sup>6</sup> activated substrates such as 1,3-dicarbonyl compounds and pyrazolones could be readily transformed into the corresponding amination products in high ee and yields.<sup>7</sup> With the pioneering work of List and Jørgensen, the  $\alpha$ -amination of aldehydes could be realized through enamine activation.<sup>8</sup> The  $\alpha$ -amination of less activated substrates such as nitroisoxazole derivatives could be realized *via* phase-transfer catalysis.<sup>9</sup> Recently, cyclic ketones or vinyl ketones were transformed into the corresponding amination products *via* organo-

or metal catalysis.<sup>10</sup> Surprisingly, reports on the amination of heterocyclic compounds are very limited, and they majorly focus on the oxindole scaffold.<sup>11</sup> Therefore, the construction of other pharmaceutical relevant  $\alpha$ -amination heterocyclic compounds would be a meaningful work.<sup>12</sup> In addition, the organo-catalyzed asymmetric amination reactions generally require relatively high catalyst loading to achieve the optimal yields and enantioselectivities; for this reason, the development of an efficient amination protocol would still be highly desirable.

Recently, our group reported the amination of 4-arylisoquinolinedione *via* organo-catalysis.<sup>13</sup> However, due to the attenuated reactivity at low temperatures, high catalyst loading is required for satisfactory yields and enantioselectivities, and the substrate scope is limited to 4-aryl substituents. To further expand the scope of this reaction, we tried to extend this amination methodology to 4-alkylisoquinolinedione derivatives.

Our study commenced with 2-benzyl-4-butyloisoquinoline-1,3(2*H*,4*H*)-dione **4a** and di-*tert*-butyl azodicarboxylate **5** as model substrates for condition optimization (Table 1). With previously optimized bifunctional catalyst **7**, the reaction proceeds smoothly and delivers the amination product in moderate yields and excellent enantioselectivity after 24 h (Table 1, entry 1). Gratifyingly, the chemical yield could be increased by raising the temperature and maintaining the ee value (Table 1, entry 2). Further solvent optimization reveals that the polarity of solvents poses a positive effect on the

<sup>a</sup>State Key Laboratory of Functions and Applications of Medicinal Plants, Guizhou Provincial Engineering Technology Research Center for Chemical Drug R&D, School of Pharmacy, Guizhou Medical University, Guiyang 550004, China. E-mail: yangyuanyong@gmc.edu.cn; tlei1974@hotmail.com

<sup>b</sup>BGI-Shenzhen, Building 11, Beishan Industrial Zone, Yantian, Shenzhen, 518083, China

<sup>c</sup>Guizhou Provincial Key Laboratory of Pathogenesis and Drug Research on Common Chronic Diseases, Guizhou Medical University, Guiyang 550004, China

† Electronic supplementary information (ESI) available. CCDC 2009628. For ESI and crystallographic data in CIF or other electronic format see DOI: 10.1039/d0ra07806a

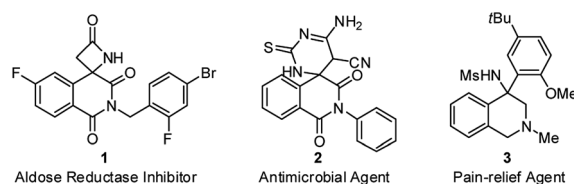
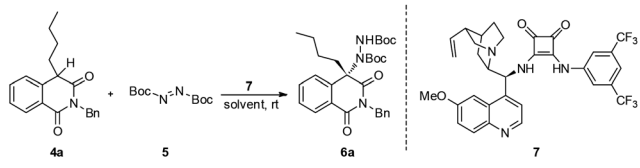


Fig. 1 Bioactive compounds bearing isoquinolinedione or tetrahydroisoquinoline core structure.



Table 1 Condition optimization for the amination reaction



Entry <sup>a</sup>	7 (mol%)	Solvent	Yield 6a <sup>b</sup> (%)	ee <sup>c</sup> (%)
1 <sup>d</sup>	10	CHCl <sub>3</sub>	50	98
2	10	CHCl <sub>3</sub>	71	97
3	10	Toluene	82	74
4	10	Ether	95	80
5	10	THF	99	21
6	10	DCM	99	90
7	10	Chlorobenzene	85	94
8	10	CH <sub>2</sub> ClCH <sub>2</sub> Cl	99	98
9	5	CH <sub>2</sub> ClCH <sub>2</sub> Cl	97	97
10 <sup>e</sup>	2	CH <sub>2</sub> ClCH <sub>2</sub> Cl	99	97
11 <sup>f,g</sup>	1	CH <sub>2</sub> ClCH <sub>2</sub> Cl	83	95
12 <sup>f,g</sup>	1	CH <sub>2</sub> ClCH <sub>2</sub> Cl	88	93

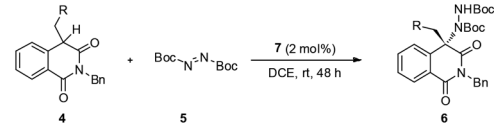
<sup>a</sup> All reaction was conducted with 0.2 mmol compound **4a**, 0.44 mmol compound **5**, in 0.5 mL solvent and reacted at 25 °C for 24 h. <sup>b</sup> Isolated yield. <sup>c</sup> The ee was determined by HPLC analysis. <sup>d</sup> Reaction was conducted at 5 °C and reacted for 24 h. <sup>e</sup> Reaction was run for 35 h. <sup>f</sup> Reaction was reacted for 72 h. <sup>g</sup> Reaction was conducted at 40 °C.

chemical yield but negative effect on the ee value (Table 1, entries 3–5), indicating that the polar solvent may contribute to the stabilization of the enolate intermediate *via* dipole–dipole interactions but also interrupting the efficient interaction of the substrate with the catalyst.

Further solvent optimization reveals that DCM gives the best yield along with very good ee (Table 1, entry 6). Then, another chlorinated solvent was tested and found that 1,2-dichloroethane gives the best results both in ee and yield (Table 1, entry 7 and 8). At this point, we try to study the catalyst loading effect on this amination reaction. At lower catalyst loadings, the ee dropped marginally and also the chemical yield, while the decrease in the chemical yield could be compensated by longer reaction time (Table 1, entries 9 and 10). We also tried to further decrease the catalyst loading to 1 mol%, but a much longer reaction time was required to get a satisfactory yield (Table 1, entry 11). The chemical yield could be increased slightly when the reaction was conducted at 40 °C; however, at the expense of ee (Table 1, entry 12). Therefore, taking account of the yield and ee of the final product, the 2 mol% catalyst at room temperature in 1,2-dichloroethane was established as under optimal reaction conditions for further exploration.

With a set of optimal reaction conditions in hand, the substrate scope for this amination reaction was explored. By changing the linear *n*-butyl to branched or substituted alkyl groups, the final products were obtained in very good yields and ee values (Table 2, entries 1–4). Except the meta-substituted benzyl groups, other benzyl groups generally give excellent

Table 2 Substrate scope for the amination reaction



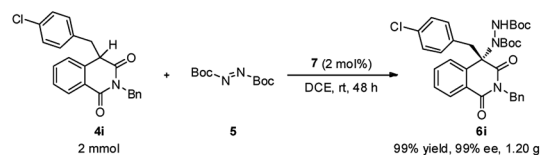
Entry <sup>a</sup>	R	Product	Yield <sup>b</sup> (%)	ee <sup>c</sup> (%)
1	<i>n</i> -Propyl	<b>6a</b>	99	97
2	<i>i</i> -Butyl	<b>6b</b>	96	94
3	<i>i</i> -Propyl	<b>6c</b>	99	81
4	PhCH <sub>2</sub> CH <sub>2</sub>	<b>6d</b>	94	93
5	Ph	<b>6e</b>	99	97
6	4-MeC <sub>6</sub> H <sub>4</sub>	<b>6f</b>	99	92
7	4-OMeC <sub>6</sub> H <sub>4</sub>	<b>6g</b>	90	97
8	4-FC <sub>6</sub> H <sub>4</sub>	<b>6h</b>	96	96
9	4-ClC <sub>6</sub> H <sub>4</sub>	<b>6i</b>	99	99
10	4-BrC <sub>6</sub> H <sub>4</sub>	<b>6j</b>	99	99
11	3-MeC <sub>6</sub> H <sub>4</sub>	<b>6k</b>	99	76
12	3-BrC <sub>6</sub> H <sub>4</sub>	<b>6l</b>	99	89
13	2-OMeC <sub>6</sub> H <sub>4</sub>	<b>6m</b>	99	93
14	2-MeC <sub>6</sub> H <sub>4</sub>	<b>6n</b>	92	93
15	2-ClC <sub>6</sub> H <sub>4</sub>	<b>6o</b>	95	98
16	3,4,5-OMeC <sub>6</sub> H <sub>2</sub>	<b>6p</b>	99	87
17	2-Naphthyl	<b>6q</b>	99	99
18	2-Indolyl	<b>6r</b>	90	82
19	3-Indolyl	<b>6s</b>	99	99
20	2-Me-3-indolyl	<b>6t</b>	99	96
21	2-Fural	<b>6u</b>	99	97

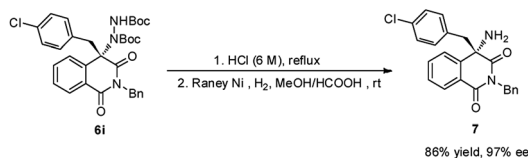
<sup>a</sup> Reactions were run on a 0.03 mmol **1** and 0.036 mmol **2** with the 2 mol% catalyst in 500 μL solvent at 25 °C for 48 h. <sup>b</sup> Yield was based on the isolated product of **3**. <sup>c</sup> The ee was determined *via* HPLC analysis.

yields and ee values regardless of the electronic or steric properties of the aromatic rings (Table 2, entries 5–16). Moreover, this methodology is also compatible with other steric or heteroaromatic substrates and excellent results were obtained (Table 2, entries 17–21). The absolute configuration of **6i** determined *via* single crystal X-ray diffraction was *S*, and the absolute configurations of other products **6** were assigned by analogy.<sup>14</sup>

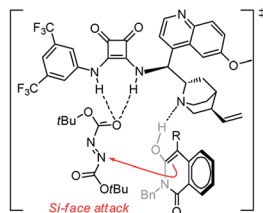
To demonstrate the practical synthetic application of current protocol, the gram scale synthesis of chiral **6i** has been demonstrated (Scheme 1). The product was produced in excellent yield and ee value at the 2 mmol scale. Moreover, a synthetically desirable amino product could be obtained from the cleavage of the N–N bond and deprotection of the Boc group in two steps with very good yield and ee value (Scheme 2).<sup>15</sup>

In an effort to account for the observed stereocontrol of the reaction, a plausible reaction mechanism is proposed in

Scheme 1 Gram scale preparation of **6i**.



Scheme 2 Transform the product into amino product.



Scheme 3 Proposed mechanism for the amination reaction.

Scheme 3. With the previously established bifunctional catalyst by Rawal *et al.*,<sup>16</sup> the isoquinolinedione was activated by the alkyl amine moiety to attack the azodicarboxylate that was activated by the squaramide moiety *via* hydrogen bonding interactions in a well-defined manner to deliver the final product in *S* configuration.<sup>17</sup> The outcome in this study is in accordance with our previous reports<sup>13</sup> as the benzyl group alleviates the steric hindrance of the substituted phenyl ring from the reaction center and delivers the product in a high ee value (Table 2, entry 14).

To summarize, a highly enantioselective amination methodology with low catalyst loading was established (down to 1 mol%), which is compatible with a broad range of substrates and delivers the final products in excellent yields (up to 99%) and ee values (up to 99%). Moreover, the maintaining of yield and ee in up-scale preparation clearly demonstrates the synthetic potential of this methodology. Most importantly, this reaction is mild and operationally simple and could be performed without the exclusion of air or moisture at room temperature.

## Conflicts of interest

There are no conflicts to declare.

## Acknowledgements

We are thankful for the financial support from the National Natural Science Foundation of China (22061012, 21807120), the Office of Science & Technology of Guizhou Province ([2020] 4Y208, [2018]5779-62), and the National-Local Joint Engineering Research Center for Innovative & Generic Chemical Drug.

## Notes and references

1 (a) J. Kankanala, C. Marchand, M. Abdelmalak, H. Aihara, Y. Pommier and Z. Wang, *J. Med. Chem.*, 2016, **59**, 2734–

2746; (b) S. K. V. Vernekar, Z. Liu, E. Nagy, L. Miller, K. A. Kirby, D. J. Wilson, J. Kankanala, S. T. Sarafianos, M. A. Parniak and Z. Wang, *J. Med. Chem.*, 2015, **58**, 651–664; (c) Y.-L. Chen, J. Tang, M. J. Kesler, Y. Y. Sham, R. Vince, R. J. Geraghty and Z. Wang, *Bioorg. Med. Chem.*, 2012, **20**, 467–479.

- 2 Y. You, W.-Y. Lu, K.-X. Xie, J.-Q. Zhao, Z.-H. Wang and W.-C. Yuan, *Chem. Commun.*, 2019, **55**, 8478–8481.
- 3 (a) Z.-Z. Li, J. Yu, L.-N. Wang, S.-L. Chen, R.-L. Sheng and S. Tang, *Tetrahedron*, 2018, **74**, 6558–6568; (b) X.-F. Xia, S.-L. Zhu, D. Wang and Y.-M. Liang, *Adv. Synth. Catal.*, 2017, **359**, 859–865; (c) M. Lu, Z. Liu, J. Zhang, Y. Tian, H. Qin, M. Huang, S. Hu and S. Cai, *Org. Biomol. Chem.*, 2018, **16**, 6564–6568; (d) T. Zhang, X. Guo, Y. Shi, C. He and C. Duan, *Nat. Commun.*, 2018, **9**, 4024; (e) X. Li, S. Zhuang, X. Fang, P. Liu and P. Sun, *Org. Biomol. Chem.*, 2017, **15**, 1821–1827; (f) S. Huang, P. Niu, Y. Su, D. Hu and C. Huo, *Org. Biomol. Chem.*, 2018, **16**, 7748–7752; (g) Y.-O. Yuan, P. S. Kumar, C.-N. Zhang, M.-H. Yang and S.-R. Guo, *Org. Biomol. Chem.*, 2017, **15**, 7330–7338.
- 4 (a) M. S. Malamas, *J. Heterocycl. Chem.*, 1994, **31**, 565–568; (b) M. M. Youssef and M. A. Amin, *Molecules*, 2010, **15**, 8827–8840; (c) Y. Besidski and A. Claesson, Int. Pat. WO 2009005459, 2009.
- 5 (a) *Chiral Amine Synthesis: Methods, Developments and Applications*, ed. T. C. Nugent, Wiley-VCH Verlag GmbH & Co. KGaA, Weinheim, 2010; (b) Y. Park, Y. Kim and S. Chang, *Chem. Rev.*, 2017, **117**, 9247–9301.
- 6 (a) F. Zhou, F.-M. Liao, J.-S. Yu and J. Zhou, *Synthesis*, 2014, **46**, 2983–3003; (b) M. G. Memeo and P. Quadrelli, *Chem. Rev.*, 2017, **117**, 2108–2200.
- 7 (a) M. Terada, M. Nakano and H. Ube, *J. Am. Chem. Soc.*, 2006, **128**, 12044–12045; (b) X. Xiao, L. Lin, X. Lian, X. Liu and X. Feng, *Org. Chem. Front.*, 2016, **3**, 809–812; (c) H. Konishi, T. Y. Lam, J. P. Malerich and V. H. Rawal, *Org. Lett.*, 2010, **12**, 2028–2031; (d) S. Yarlagadda, B. Ramesh, C. R. Reddy, L. Srinivas, B. Sridhar and B. V. S. Reddy, *Org. Lett.*, 2017, **19**, 170–173; (e) C. Xu, L. Zhang and S. Luo, *J. Org. Chem.*, 2014, **79**, 11517–11526; (f) Y. Wei, H.-X. Zhang, J.-L. Zeng, J. Nie and J.-A. Ma, *Org. Lett.*, 2017, **19**, 2162–2165; (g) A. Kumar, S. K. Ghosh and J. A. Gladysz, *Org. Lett.*, 2016, **18**, 760–763.
- 8 (a) B. List, *J. Am. Chem. Soc.*, 2002, **124**, 5656–5657; (b) A. Bøgevig, K. Juhl, N. Kumaragurubaran, W. Zhuang and K. A. Jørgensen, *Angew. Chem., Int. Ed.*, 2002, **41**, 1790–1793.
- 9 B. Zhu, R. Lee, Y. Yin, F. Li, M. L. Coote and Z. Jiang, *Org. Lett.*, 2018, **20**, 429–432.
- 10 (a) T. Takeda and M. Terada, *J. Am. Chem. Soc.*, 2013, **135**, 15306–15309; (b) X. Yang and F. D. Toste, *J. Am. Chem. Soc.*, 2015, **137**, 3205–3208; (c) G. A. Shevchenko, G. Pupo and B. List, *Synlett*, 2015, **26**, 1413–1416; (d) B. M. Trost, J. S. Tracy and T. Saget, *Chem. Sci.*, 2018, **9**, 2975–2980; (e) Y. Han and E. J. Corey, *Org. Lett.*, 2019, **21**, 283–286; (f) B. M. Trost, J. S. Tracy and E. Y. Lin, *ACS Catal.*, 2019, **9**, 11082–11087.
- 11 (a) T. Bui, M. Borregan and C. F. Barbas III, *J. Org. Chem.*, 2009, **74**, 8935–8938; (b) L. Cheng, L. Liu, D. Wang and

- Y.-J. Chen, *Org. Lett.*, 2009, **11**, 3874–3877; (c) F. Zhou, M. Ding, Y.-L. Liu, C.-H. Wang, C.-B. Ji, Y.-Y. Zhang and J. Zhou, *Adv. Synth. Catal.*, 2011, **353**, 2945–2952; (d) S. Paria, Q.-K. Kang, M. Hatanaka and K. Maruoka, *ACS Catal.*, 2019, **9**, 78–82; (e) S. Yarlagadda, B. Ramesh, C. R. Reddy, L. Srinivas, B. Sridhar and B. V. S. Reddy, *Org. Lett.*, 2017, **19**, 170–173.
- 12 (a) T. Mashiko, K. Hara, D. Tanaka, Y. Fujiwara, N. Kumagai and M. Shibasaki, *J. Am. Chem. Soc.*, 2007, **129**, 11342–11343; (b) T. Mashiko, N. Kumagai and M. Shibasaki, *Org. Lett.*, 2008, **10**, 2725–2728; (c) T. Mashiko, N. Kumagai and M. Shibasaki, *J. Am. Chem. Soc.*, 2009, **131**, 14990–14999.
- 13 C. Cheng, Y.-X. Li, J.-Q. Zhang, Y.-L. Zhao, L. hang, C. Li, Y.-S. Yang, L. Tang and Y.-Y. Yang, *Adv. Synth. Catal.*, 2019, **361**, 5317–5321.
- 14 CCDC 2009628 (**6i**) contains the supplementary crystallographic data for this paper.
- 15 Y. Huang, X. Fu, H.-Y. Bai, D.-G. Zhu and S.-Y. Zhang, *Org. Lett.*, 2018, **20**, 3469–3472.
- 16 J. P. Malerich, K. Hagihara and V. H. Rawal, *J. Am. Chem. Soc.*, 2008, **130**, 14416–14417.
- 17 (a) A. G. Doyle and E. N. Jacobsen, *Chem. Rev.*, 2007, **107**, 5713–5743; (b) C. M. R. Volla, I. Atodiresei and M. Rueping, *Chem. Rev.*, 2014, **114**, 2390–2431.