

Exercise interventions in migraine patients: a YouTube content analysis study based on grades of recommendation

Álvaro Reina-Varona^{1,2}, Borja Rodríguez de Rivera-Romero²,
Carlos Donato Cabrera-López², José Fierro-Marrero²,
Irene Sánchez-Ruiz² and Roy La Touche^{1,2,3}

¹ Motion in Brains Research Group, Institute of Neuroscience and Sciences of the Movement (INCIMOV), Aravaca, Madrid, Spain

² Departamento de Fisioterapia, Centro Superior de Estudios Universitarios La Salle, Universidad Autónoma de Madrid, Aravaca, Madrid, Spain

³ Instituto de Dolor Craneofacial y Neuromusculoesquelético (INDCRAN), Madrid, Madrid, Spain

ABSTRACT

Background: Migraine is the second leading cause of disability worldwide, engendering a high economic cost in developed countries. The adverse events related to pharmacological treatment use have increased interest in non-pharmacological interventions such as exercise. YouTube offers a public source of information for migraine patients regarding exercise interventions for migraine improvement. However, this information has not been validated to ensure the quality and validity of its content.

Objective: This qualitative content analysis study aims to review and evaluate YouTube videos regarding exercise for migraine.

Methods: A systematic review of the current evidence regarding exercise for migraine was performed to establish evidence classification and grades of recommendation with the Scottish Intercollegiate Guidelines Network tool. The data sources were PubMed, PEDro, Cochrane, EBSCO, Google Scholar and Web of Science. The quality of YouTube videos on exercise in migraine was reviewed using the Global Quality Scale and DISCERN scale. Finally, the classification in grades of recommendation was used to evaluate the included videos in terms of the various exercise modalities.

Results: The classification into recommendation grades showed a grade B for aerobic exercise, yoga and changes in lifestyle behavior regarding exercise. A total of 129 videos were included. The healthcare and exercise professional authors produced higher quality videos with a significant statistical difference, although the alternative therapists and patients' videos had a greater impact and a higher viewership based on correlation analysis. The evaluation of the videos based on the recommendation grades could only include 90 videos. 71% of these videos showed a B grade of recommendation, which corresponded to fewer than half of the total included videos.

Conclusions: YouTube needs higher quality videos on exercise for migraine, and healthcare and exercise professional authors need to improve their scoping strategies to acquire more views. The authors of YouTube videos should have better access to the best current evidence regarding exercise interventions in migraine.

Submitted 13 May 2022
Accepted 7 September 2022
Published 30 September 2022

Corresponding author

Roy La Touche,
roylatouche@yahoo.es

Academic editor

Justin Keogh

Additional Information and
Declarations can be found on
page 24

DOI 10.7717/peerj.14150

© Copyright

2022 Reina-Varona et al.

Distributed under

Creative Commons CC-BY 4.0

OPEN ACCESS

Subjects Anesthesiology and Pain Management, Kinesiology, Neurology

Keywords Migraine disorders, Exercise, Social network, YouTube, Content analysis

INTRODUCTION

Migraine is a common health problem, with an estimated global age-standardized prevalence of 14.4%, the greatest impact of which is felt by women aged 15–49 years (Stovner *et al.*, 2018). Migraine is defined as a recurrent headache disorder manifesting in attacks lasting 4–72 h, with characteristics of unilateral location, pulsating quality, moderate to severe intensity, aggravation by routine physical activity and association with nausea, photophobia and phonophobia (Olesen, 2018).

Migraine is the second leading cause of disability in the world, just after low back pain, with a major impact on work, family and society (Vos *et al.*, 2017; Buse *et al.*, 2019). Most patients perceive its negative impact on personal relationships, parenthood, careers, quality of life and health (Buse *et al.*, 2019). Migraine's impact on quality of life includes reduced physical activity, thereby resulting in high levels of sedentary behavior (Farris *et al.*, 2018a). The disability generated by migraine incurs a high economic cost in developed countries, derived from healthcare evaluations, work absenteeism and low work efficiency (Berg & Stovner, 2005; Vos *et al.*, 2017).

The primary treatment modality for migraine is pharmacological intervention based on the strongly recommended triptans and non-steroidal anti-inflammatory drugs for acute migraine management. For patients with chronic migraine, other pharmacological interventions, such as beta-blockers, valproic acid and topiramate, are recommended for migraine prophylaxis (Evers *et al.*, 2009; Cameron *et al.*, 2015; Ashina, 2020). Recently, the increased use of erenumab (a fully human monoclonal antibody) and botulinum toxin have had good results (Lattanzi *et al.*, 2019; Herd *et al.*, 2019; Ashina, 2020). However, none of these pharmacological interventions are free from adverse events (Evers *et al.*, 2009; Lattanzi *et al.*, 2019; Ashina, 2020).

There has therefore been increased interest in recent years in studying non-pharmacological interventions such as exercise to decrease the intake of medication and enhance the effects of both interventions in migraine symptoms. Aerobic exercise can reduce the intensity, frequency and duration of migraine episodes and improve the quality of life of patients with migraine (La Touche *et al.*, 2020). Unlike pharmacological interventions, aerobic exercise does not provoke adverse events, although there is a widespread belief among patients with migraine that exercise can trigger a migraine episode, a belief associated with intentional avoidance of physical activity (Farris *et al.*, 2018a).

Online health information can influence how patients deal with their health problems, and there is an increasing use of the Internet and social media to obtain health information. A study by AlMuammar *et al.* (2021) showed that 92.6% of the participants used the Internet to obtain medical information, 42% of them used this information because they did not want to go to the hospital, and YouTube was the second most frequently used social media for all searches. YouTube is one of the most ubiquitous forms of social media, with abundant information on various health topics. However, most of the

sources that provide this information are not from healthcare professionals, influencing the videos' quality. For example, only 9% of the authors of migraine videos on YouTube are healthcare professionals, and 44% of the non-healthcare practitioner videos showed complementary and alternative medicine as valid treatments for migraine (Saffi *et al.*, 2020). The same could be true for videos on exercise interventions for migraine, which might not achieve sufficient quality and might hinder patients from exercising or could even generate adverse effects. With all this information, the main objective of the present study was to review and grade the current evidence regarding exercise in migraine. The second objective was to perform a content analysis of YouTube videos on exercise for migraine. The third objective was to evaluate the videos included in this study based on the grades of recommendation for exercise interventions for migraine.

MATERIALS AND METHODS

Study design

We conducted a qualitative content analysis study with the following three phases: (1) a systematic review of the current evidence regarding exercise for migraine and a classification of the evidence and grades of recommendation; (2) a review of YouTube videos on exercise for migraine; (3) evaluation of the included videos based on grades of exercise and intervention recommendations for migraine.

In the first phase, the research group devised a search strategy to find the current evidence regarding exercise interventions for migraine, evaluated the quality of those selected studies and compiled a classification of evidence and grades of recommendation depending on the level of evidence of the included studies. In the second phase, the research group developed a search strategy to find YouTube videos on exercise for migraine, conduct an evaluation of their quality and determine their frequency data. In the third phase, the classification into grades of recommendation was used to evaluate the various reviewed videos according to their exercise modality and corresponding recommendation grade.

Ethical declarations

The videos included in this study are available on YouTube, which is a public domain platform. Therefore, no ethics approval was necessary for conducting the present study. The authors' names of the included videos were kept anonymous in the present manuscript.

First phase: classification of evidence and grades of recommendation

Level of evidence and grades of recommendation

A systematic review of the current evidence regarding exercise prescription in migraine was performed in accordance with the Preferred Reporting Items for Systematic Reviews and Meta-analyses (PRISMA) using the harms checklist (Moher *et al.*, 2009). This study was previously registered in PROSPERO, an international register for systematic reviews (PROSPERO, CRD42022316135). This literature review allowed us to create an

Table 1 SIGN levels of evidence and grades of recommendation.

Levels of evidence		Grades of recommendation	
1++	High-quality meta-analysis, systematic reviews of RCTs or RCTs with very low risk of bias	A	At least one meta-analysis, systematic review or RCT rated as 1++ and directly applicable to the target population OR
1+	Well-conducted meta-analyses, systematic reviews of RCTs or RCTs with low risk of bias		A systematic review of RCTs or a body of evidence consisting principally of studies rated as 1+ directly applicable to the target population and demonstrating overall consistency of results
1–	Meta-analyses, systematic reviews or RCTs, or RCTs with high risk of bias	B	A body of evidence including studies rated as 2++ directly applicable to the target population and demonstrating overall consistency of results OR
2++	High-quality systematic reviews of case-control or cohort studies or High-quality case-control or cohort studies with a very low risk of confounding, bias or chance and a high probability that the relationship is causal		Extrapolated evidence from studies rated as 1++ or 1+
2+	Well-conducted case-control or cohort studies with a low risk of confounding, bias or chance and a moderate probability that the relationship is causal	C	A body of evidence including studies rated as 2+ directly applicable to the target population and demonstrating overall consistency of results OR
2–	Case-control or cohort studies with a high risk of confounding, bias or chance and a significant risk that the relationship is not causal		Extrapolated evidence from studies rated as 2++
3	Non-analytic studies, <i>e.g.</i> , case reports, case series	D	Evidence level 3 or 4 OR
4	Expert opinion		Extrapolated evidence from studies rated as 2+

Note:

RCTs: randomized controlled trials.

evidence-based theoretical framework regarding the different exercise modalities and their efficacy.

The included studies and evidence classification were evaluated with the Scottish Intercollegiate Guidelines Network (SIGN), a tool for developing evidence-based clinical guidelines (*Harbour & Miller, 2001*). The advantages of this tool are the following: (1) levels of evidence are established attending to the study design and methodological quality of each included study; (2) guideline developers must take into account the generalizability, applicability, consistency and clinical impact of the evidence to link the evidence and recommendations; (3) grades of recommendation depend on the strength of the supporting evidence, which is based on the overall level of evidence and judgment of the guideline developers. The criteria for levels of evidence and grades of recommendation are shown in [Table 1](#).

Inclusion criteria

The inclusion criteria for selecting the articles for evidence classification and grades of recommendation were based on the PICO model (Population, Intervention, Comparator and Outcome measure) (*Stone, 2002*). No language restriction was applied.

Population

The participants included were those with migraine and older than 18 years. The migraine diagnosis must have been given by a neurologist, and both episodic and chronic migraine were included in the study.

Intervention and Controls

The intervention was exercise in its various modalities (*e.g.*, aerobic, resistance, yoga), and no type of comparator was excluded due to the variety of studies included.

Outcomes

The outcome measures were pain intensity, frequency and/or duration, disability and quality of life. Pain intensity was assessed mainly with the Visual Analogue Scale or the Numeric Pain Rating Scale; migraine frequency was evaluated as days with migraine per month, and duration of migraine was considered as the number of hours per migraine attack. Disability and quality of life were measured with scales such as the Migraine Disability Assessment and Migraine-Specific Quality of Life. These instruments have been shown to be valid and reliable for evaluating the mentioned outcome measures ([Stewart et al., 2001](#); [Hjermstad et al., 2011](#); [Bagley et al., 2012](#)).

Study design

We selected systematic reviews, randomized controlled trials, cohort and case-control studies, case series, case reports and narrative reviews.

Search strategy for the classification of evidence and grades of recommendation

The search strategy was conducted on PubMed, PEDro, Cochrane, EBSCO, Web of Science and Google Scholar, and the last search was carried out in April 2022. The search strategy combined medical subject headings (MeSH) and non-MeSH terms by using a Boolean operator (OR and/or AND). The most relevant terms were “Migraine” and “Exercise”. [Appendix 1](#) shows the database search strategy.

Two independent reviewers (JFM and ISR) performed the search using the same methodology, and they resolved any differences that could emerge during this phase by consensus. Moreover, the reviewers screened the reference sections of the original studies manually. If necessary, the authors were contacted for detailed information.

Selection criteria and data extraction

The two independent reviewers assessed the relevance of the studies regarding the formulated questions and objectives and examined the study’s title information, abstract and keywords. If abstract information was insufficient or there was no consensus, the full text was revised. Then, the full text of the studies that met all the inclusion criteria was assessed. Differences that emerged during this phase were resolved by discussion with a third reviewer ([Furlan et al., 2009](#)).

Methodological quality assessment

Two independent reviewers evaluated the methodological quality of the included studies. For the quality assessment of the systematic reviews, the Modified Quality Assessment Scale for Systematic Reviews (AMSTAR) developed by [Barton, Webster & Menz \(2008\)](#) was employed. This scale has been shown to be valid and reliable for assessing the methodological quality of systematic reviews. It contains 13 items, each worth two points

“yes”, two points; “in part”, one point; “no”, 0 points), being the highest score 26. A score of 20 or more is considered to indicate high quality.

We used the PEDro scale to assess the methodological quality of the randomized controlled trials and quasi-experimental studies included in this guide. This scale has been shown to be a valid and reliable tool for the quality assessment of randomized controlled trials and assesses 11 items: (1) study eligibility criteria; (2) random allocation of participants; (3) concealed allocation; (4) comparability of groups at baseline; (5) participant blinding; (6) therapist blinding; (7) assessor blinding; (8) dropouts; (9) intention-to-treat analysis; (10) intergroup statistical comparison; and (11) point measures and variability data. Items are scored as yes (one point), no (0 points) or unknown (0 points), with a total score classified as (1) poor, 0–3 points, (2) fair, 4–5; (3) good, 6–8; or (4) excellent, 9–10 ([de Morton, 2009](#)).

We assessed the methodological quality of the selected cohort and case-control studies using the modified version of the Newcastle-Ottawa Quality Assessment Scale (NOS). This scale presents moderate inter-rater reliability and evaluates three criteria, based on nine questions, with a range of 0 to 4 stars: grade selection of participants; assessment of exposure, outcomes, and comparability; and control of confounding variables. The tallied stars provide four categories of study quality: (1) poor, 0–3 stars; (2) fair, 4–5 stars; (3) good, 6–7 stars; and (4) excellent, 8–9 stars ([Wells et al., 2014](#)).

The quality assessment of the case series included in this guide was assessed with the National Institutes of Health (NIH) Study Quality Assessment Tool for Case Series Studies. Each study’s summary score was calculated as a percentage with four scoring categories: (1) poor, 0–25%; (2) fair, 26–50%; (3) good, 51–75%; and (4) excellent, 76–100% ([Kim, 2020](#)).

The methodological quality of the case reports was evaluated with the Joanna Bridges Institute Critical Appraisal Checklist for Case Reports (JBI), which consists of eight questions with yes/no/unclear responses ([Moola et al., 2020](#)).

The methodological quality of the included narrative reviews was assessed with the Scale for the Assessment of Narrative Review Articles (SANRA), which contains six items, rated from 0 (low standard) to two (high standard), and covers the following topics: justification of the article’s importance for the readership; statement of the concrete aims or formulation of the questions; description of the literature search; referencing; scientific reasoning; and appropriate presentation of data. This scale has been shown to be valid and reliable, with sufficient internal consistency and inter-rater reliability ([Baethge, Goldbeck-Wood & Mertens, 2019](#)).

Risk of bias assessment

The risk of bias was evaluated with the Risk of Bias in Systematic Reviews Tool (ROBIS). This scale comprises three phases: (1) assessing relevance, which is optional; (2) identifying concerns about bias in the review process, which contains four domains to evaluate: study eligibility criteria; identification and selection of the studies; data collection and study appraisal; and synthesis and findings; (3) judging risk of bias. Each domain is responded to as “yes”, “probably yes”, “probably no”, “no” or “no information” to evaluate if they have

been correctly addressed. In consequence, risk of bias is classified as “low”, “high” or “unclear” (Whiting *et al.*, 2016).

The risk of bias of randomized controlled trials and quasi-experimental studies was assessed with the revised ROB 2.0 scale, which contains five domains: (1) bias arising from the randomization process; (2) bias due to deviations from intended interventions; (3) bias due to missing outcome data; (4) bias in measuring the outcome; and (5) bias in selecting the reported result. The risk of bias assessment items were classified as “high” if they presented a high risk of bias or “low” if they presented low risk of bias or “some concerns” (Sterne *et al.*, 2019).

Second phase: YouTube video review

Search strategy for YouTube videos

We conducted a search on YouTube (<https://www.youtube.com>) between November 27, 2021 and January 25, 2022. The search strategy contained the terms “migraine exercise” in English and “migraña ejercicio” in Spanish. These terms were selected by the research group, which consisted of six physical therapists. Two independent reviewers (BRRR and CDCL) conducted two separate searches with the same methodology on their own computers through an incognito tab in their browser. Differences that emerged during this phase were resolved by consensus with the intervention of a third independent reviewer. Both search strategies were performed in two different phases. The first phase was conducted in November and December, and the second in January. No filter was used to replicate a simple search conducted by a patient.

Inclusion and exclusion criteria

The following inclusion criteria were employed: (1) videos on migraine and exercise and (2) videos in English or Spanish or whose subtitles were in one of these languages.

The following exclusion criteria were employed: (1) videos that did not mention migraine, (2) videos that did not include any type of exercise as a migraine intervention, (3) advertising videos and (4) non-educational videos.

Data collection

The following data were recorded for descriptive characteristics: number of likes, number of dislikes, number of views, upload date, days online, number of comments, duration, author, and video content. With this information, we calculated the impact and popularity of the videos with the Video Power Index (VPI) ($VPI = \text{like count}/(\text{like count} + \text{dislike count}) \times 100$) and View Ratio (VR) ($VR = \text{view count}/\text{days online}$) (Erdem & Karaca, 2018; Kuru & Erken, 2020). To better access all the video data, we used the “Pafy” functional scripts from the YouTube data extraction project (https://github.com/phydiegoton/yt_data_extraction_project). To collect data on dislikes, we use the Return YouTube Dislike Chrome extension (<https://chrome.google.com/webstore/detail/return-youtube-dislike/gebbhagfogifgggkldgodflihgfeippi>) due to YouTube’s policy of concealing dislikes that went into effect on November 2021.

Coding of the various categories

To code the categories included in this study, we reviewed previous content analysis studies on health-related topics and developed tentative categories regarding the type of author and exercise modality (Lee *et al.*, 2018; Kocyigit *et al.*, 2019; Koçyiğit, Okyay & Akaltun, 2020; Koçyiğit, Akyol & Şahin, 2021; Chang & Park, 2021; Rodriguez-Rodriguez *et al.*, 2021). This process was performed by consensus with all participants during the first meetings. After reviewing all the videos, these tentative categories were redefined by consensus, paying attention to all the possibilities observed in the various videos. Due to the necessity of limiting the number of categories for the statistical analysis, a number of the categories regarding exercise modality were grouped by similarity.

After this last consensus, the authors of the studies were classified into five separate categories: healthcare professionals, exercise professionals, alternative medicine therapists, non-healthcare professionals and patients. Moreover, we did another author classification based on the level of academic training: healthcare/exercise professional authors, which included healthcare professionals and exercise professionals, and alternative medicine/patient authors, which included alternative medicine therapists, non-healthcare professionals and patients. Exercise modalities were classified into nine separate categories: aerobic exercise, strength exercise, stretch/mobility, yoga/tai chi, meditation/breathing/relaxation, alternative therapies, self-massage/posture, vestibular rehabilitation and lifestyle/behavior changes regarding exercise.

Methodological quality assessment of the videos

The two independent reviewers assessed the methodological quality of the videos with two different scales. The Global Quality Scale (GQS) assesses the quality of videos based on information quality, flow quality and usefulness of the information for patients (Bernard *et al.*, 2007). The score ranges from one to five points, with five points indicating the highest quality.

The modified 5-point DISCERN tool adapted from Charnock *et al.* (1999) assesses the quality and reliability of the information presented in the videos (Charnock *et al.*, 1999; Singh, Singh & Singh, 2012). This scale was originally developed to assess the quality of information regarding treatment choices for health problems (Charnock *et al.*, 1999) and includes five questions, each representing a separate quality criterion, with a total score ranging from one to five points (1, very poor; 2, poor; 3, average; 4, high; 5, very high).

The characteristics of both scales are shown in Table 2.

Third phase: video evaluation based on grades of recommendation

The included videos were rated with the various grades of recommendation depending on the exercise modality and its grading correspondence in the classification into grades of recommendation. We calculated the frequency of each grade of recommendation for the videos and compared the frequencies.

In this phase, the coding of the exercise modality was redefined due to the exclusion of those videos whose exercise categories were not supported by the classification into grades of recommendation. The new exercise modality obtained the following categories: aerobic

Table 2 Global Quality Scale for evaluating the information quality, flow quality and usefulness and 5-point DISCERN scale for evaluating the video quality and reliability.

GQS	Description	DISCERN
1	Poor quality, poor flow of the video, most information missing, not at all useful for patients	- Are the aims clear and achieved?
2	Generally poor quality and poor flow, some information listed but many important topics missing, of very limited use to patients	- Are reliable sources of information used? (e.g., publication cited, speaker is board-certified healthcare professional)
3	Moderate quality, suboptimal flow, some important information is adequately discussed but others poorly discussed, somewhat useful for patients	- Is the information presented balanced and unbiased?
4	Good quality and generally good flow, most of the relevant information is listed, but some topics not covered, useful for patients	- Are additional sources of information listed for patient reference?
5	Excellent quality and flow, very useful for patients	- Are areas of uncertainty mentioned?

exercise, resistance exercise, neck strengthening, breathing/relaxation exercise, yoga, Qigong, Tai Chi and lifestyle/behavior changes regarding exercise. Another four subcategories were included within aerobic exercise: high-intensity interval aerobic training; moderate-intensity aerobic training; high-intensity interval aerobic training/moderate-intensity aerobic training; and low-moderate continuous aerobic training.

Statistical analysis

To analyze the data obtained in this study, we used the Statistical Package for Social Sciences (SPSS) version 27.0 (IBM Inc., Chicago, IL, USA). Data normality was evaluated with the Kolmogorov–Smirnov test, and the variables are expressed as mean \pm standard deviation, numbers and percentages. The associations between the quantitative and semiquantitative data were examined with Spearman’s correlation coefficient, which has various cut-offs: 0.00–0.10 indicates a negligible correlation; 0.10–0.39 indicates a weak correlation; 0.40–0.69 indicates a moderate correlation; 0.70–0.89 indicates a strong correlation; and 0.90–1.00 indicates a very strong correlation ([Schober, Boer & Schwarte, 2018](#)). The data were dichotomized into two categories: healthcare/exercise professional authors and alternative medicine/patient authors. This decision was made considering that healthcare and exercise professionals have a university education based on recognized evidence on the pathogenesis of migraine and/or in the exercise field for migraine treatment through exercise interventions (health professionals and exercise professionals). Those professionals whose interventions had no proven evidence in the migraine approach (alternative therapists) and those non-health professionals (yoga/Tai Chi instructors) whose education had not achieved the requirements necessary to apply an exercise intervention to a population with medical conditions were included in the alternative medicine/patient authors category along with the patients. The proportional difference between these two categories regarding the scores from the two quality scales and the assigned grades of recommendation were analyzed with the chi-squared test ([Donner & Robert Li, 1990](#)). We employed the Mann–Whitney U test to compare all quantitative and

semi-quantitative data between the healthcare/exercise professional and alternative medicine/patient categories (Nachar, 2008). The statistical significance level was $p < 0.05$.

We calculated the Kappa coefficient (κ) and percentage of agreement between the reviewers' scores to assess the reliability of all the quality and risk-of-bias scales prior to any consensus. The inter-rater reliability was estimated with κ : a value of $\kappa < 0.5$ showed a low level of agreement; a value of 0.5–0.7 showed a moderate level of agreement; and $\kappa > 0.7$ showed a high level of agreement (McHugh, 2012). The intervention of a third independent reviewer was necessary to reach a consensus on the final score if both independent reviewers disagreed.

RESULTS

Classification of evidence and grades of recommendation

A total of 69 articles were included in the development of evidence classification and grades of recommendation: 36 clinical trials, seven systematic reviews, five cohorts, one case series, two case reports and 18 narrative reviews. Aerobic exercise, yoga and lifestyle/behavior changes regarding exercise obtained a B grade. The results with the various grades of recommendation regarding exercise for migraine are shown in Table 3. The kappa coefficient indicating agreement between the examiners was moderate for the evaluation of AMSTAR ($\kappa = 0.512$), ROBIS ($\kappa = 0.588$) and SANRA ($\kappa = 0.681$) and high for the PEDro scale ($\kappa = 0.860$), the ROB 2.0 scale ($\kappa = 0.801$), NOS ($\kappa = 0.762$) and NIH and JBI scales ($\kappa = 1.000$).

Selected videos from YouTube

Initially, 367 videos were selected for possible inclusion in this study. After going through the eligibility process (Fig. 1), 129 videos were ultimately included for the qualitative analysis. The kappa coefficient indicating agreement between the examiners in the evaluation of the GQS and DISCERN scales was high for both ($\kappa = 0.831$ and $\kappa = 0.735$, respectively).

The frequency data of the videos by GQS and DISCERN scores, author and subject are shown in Table 4. The descriptive statistics obtained from the videos are presented in Table 5, with their median and quartiles due to the data's non-normal distribution.

The distribution of the GQS and DISCERN scores for the two author categories (healthcare/exercise professional authors and alternative medicine/patient authors) is shown in Table 6. The chi-squared test showed a statistically significant difference between these two categories ($p < 0.001$), with healthcare/exercise professional authors showing a larger percentage of high scores than alternative medicine/patient authors.

The Mann–Whitney U test also showed that the alternative medicine/patient authors' videos obtained more likes, dislikes, visits, visits per day (VR) and comments than the healthcare/exercise professional videos, with statistically significant differences ($p < 0.05$). In contrast, there were no differences in VPI, days online or duration between groups (Table 7).

The correlation analysis showed strong correlations between GQS and DISCERN. There were statistically significant negative weak correlations between GQS and likes, dislikes,

Table 3 Grades of recommendation of the various exercise modalities for migraine treatment.

Intervention	Study types	Grade of recommendation	Methodological quality	Risk of bias	YouTube (n = 129)
Aerobic exercise	MMA: (Herranz-Gómez et al., 2021)	B	–	–	n = 24
	MA and SR of RCTs and q-RCTs: (La Touche et al., 2020), (Varangot-Reille et al., 2021), (Lemmens et al., 2019)	In favor of intervention	AMSTAR: 25/26 “High Quality”	ROBIS: “High Risk of Bias” to “Low Risk of Bias”	
	RCTs: (Oliveira et al., 2019), (Varkey et al., 2011), (Oliveira et al., 2017), (Pairo et al., 2016), (Ahmadi, 2015), (Eslami et al., 2021), (Matin, Taghian & Chitsaz, 2022), (Santiago et al., 2014), (Hanssen et al., 2018), (Hanssen et al., 2017)		PEDro: -RCT: 4.4/10 -q-RCT: 2.75/10 “Poor” to “Good” quality	ROB 2.0: “High Risk of Bias”	
	q-RCTs: (Lafave, 1994), (Darabaneanu et al., 2011), (Lockett & Campbell, 1992), (Luedtke et al., 2020), (Overath et al., 2014), (Abdi, Parnow & Azizi, 2014), (Köseoglu et al., 2003), (Varkey et al., 2009).				
	Cohort: (Hagan et al., 2021)		NOS: 6/9 “Good”	–	
	Narrative Reviews: (Busch & Gaul, 2008b), (Amin et al., 2018), (Barber & Pace, 2020)		SANRA: 8.46/12	–	
	(Busch & Gaul, 2008a), (Song & Chu, 2021), (Patel & Minen, 2019), (Wells, Beuthin & Granetzke, 2019), (Irby et al., 2016), (Lippi, Mattiuzzi & Sanchis-Gomar, 2018), (Robblee & Starling, 2019), (Tepper, 2015), (Guarín-Duque et al., 2021), (Daenen et al., 2015), (Mauskop, 2012), (Hindiyeh, Krusz & Cowan, 2013)				
Yoga	SR of RCTs: (Wu et al., 2022)	B	AMSTAR: 17/26	ROBIS: “Low Risk of Bias”	n = 25
	RCTs: (Mehta et al., 2021), (John et al., 2007), (Kumar et al., 2020), (Sathyaprabha et al., 2014), (Mohammadi et al., 2020), (Boroujeni et al., 2015)	In favor of intervention	PEDro: -RCT: 4.6/10	ROB 2.0: “High Risk of Bias” to “Some concerns”	
	Narrative Reviews: (Amin et al., 2018), (Barber & Pace, 2020), (Song & Chu, 2021), (Patel & Minen, 2019), (Wells, Beuthin & Granetzke, 2019), (Guarín-Duque et al., 2021)		SANRA: 9.33/12		
Multimodal treatment combinations: exercise (aerobic and/or resistance exercise), stretching, relaxation and/or psychological therapy	MA and SR of RCTs and q-RCTs: (Luedtke et al., 2016), (Brønfort et al., 2004)	B	AMSTAR: 21.5/26 “High Quality”	ROBIS: “Low Risk of Bias”	
	RCT: (Mehta et al., 2021), (Dittrich et al., 2008)	In favor of intervention	PEDro: 6.5/10 “Good”	ROB 2.0: “Some Concerns”	
	Cohort: (Gaul et al., 2011)		NOS: 3/9 “Poor”		
	Narrative Review: (Song & Chu, 2021), (Lippi, Mattiuzzi & Sanchis-Gomar, 2018), (Becker & Sauro, 2009)		SANRA: 7/12		

(Continued)

Table 3 (continued)

Intervention	Study types	Grade of recommendation	Methodological quality	Risk of bias	YouTube (n = 129)
Moderate intensity continuous aerobic exercise	RCTs: (Oliveira et al., 2019), (Varkey et al., 2011), (Oliveira et al., 2017), (Pairo et al., 2016), (Ahmadi, 2015), (Eslami et al., 2021), (Hanssen et al., 2018), (Hanssen et al., 2017) q-RCTs: (Darabaneanu et al., 2011), (Luedtke et al., 2020), (Overath et al., 2014), (Varkey et al., 2009) Narrative Reviews: (Busch & Gaul, 2008b), (Amin et al., 2018), (Barber & Pace, 2020), (Busch & Gaul, 2008a), (Song & Chu, 2021), (Patel & Minen, 2019), (Irby et al., 2016), (Lippi, Mattiuzzi & Sanchis-Gomar, 2018), (Robblee & Starling, 2019), (Tepper, 2015), (Guarín-Duque et al., 2021), (Daenen et al., 2015), (Mauskop, 2012), (Hindiye, Krusz & Cowan, 2013)	B In favor of intervention	PEDro: -RCT: 4.5/10 -q-RCT: 2.75/10 “Poor” to “Good” quality SANRA: 8.42/12	ROB 2.0: “High Risk of Bias”	n = 9
Lifestyle/behavior changes regarding exercise intervention: aerobic exercise, diet, behavioral strategies	RCT: (Bond et al., 2018) Cohort: (Seok, Cho & Chung, 2006), (Woldeamanuel & Cowan, 2016) Narrative Review: (Song & Chu, 2021), (Robblee & Starling, 2019), (Mauskop, 2012)	B In favor of intervention	PEDro: 6/10 “Good” NOS: 7.5/9 “Good” SANRA: 8/12	ROB 2.0: “High Risk of Bias”	n = 18
High-intensity continuous aerobic exercise	RCTs: (Eslami et al., 2021), (Parnow et al., 2016) q-RCTs: (Lockett & Campbell, 1992), (Abdi, Parnow & Azizi, 2014) Narrative Review: (Busch & Gaul, 2008b), (Busch & Gaul, 2008a), (Hindiye, Krusz & Cowan, 2013)	C In favor of intervention	PEDro: -RCT: 4/10 -q-RCT: 2.5/10 “Poor” to “Fair” quality SANRA: 9/12	ROB 2.0: “High Risk of Bias”	
High-intensity interval aerobic exercise	RCTs: (Matin, Taghian & Chitsaz, 2022), (Hanssen et al., 2018), (Hanssen et al., 2017) Narrative Reviews: (Barber & Pace, 2020), (Song & Chu, 2021), (Lippi, Mattiuzzi & Sanchis-Gomar, 2018)	C In favor of intervention	PEDro: RCTs: 3.33/10 “Poor” to “Fair” quality SANRA: 9.33/12	ROB 2.0: “High Risk of Bias”	n = 2
Relaxation intervention: relaxation breathing and/or progressive muscle relaxation or relaxation through biofeedback of physiological variables or mindfulness/meditation	RCTs: (Varkey et al., 2011), (Minen et al., 2020), (Meyer et al., 2016) Narrative Review: (Busch & Gaul, 2008b), (Amin et al., 2018), (Barber & Pace, 2020), (Song & Chu, 2021), (Patel & Minen, 2019), (Wells, Beuthin & Granetzke, 2019), (Irby et al., 2016), (Meyer et al., 2018), (Robblee & Starling, 2019), (Tepper, 2015), (Guarín-Duque et al., 2021), (Mauskop, 2012), (Ahn, 2013), (Hindiye, Krusz & Cowan, 2013)	C In favor of intervention	PEDro: 4.3/10 “Fair” to “Good” quality SANRA: 8.14/12	ROB 2.0: “High Risk of Bias”	n = 14

Table 3 (continued)

Intervention	Study types	Grade of recommendation	Methodological quality	Risk of bias	YouTube (n = 129)
Multimodal treatment combinations: manual therapy, exercise (aerobic and/or resistance exercise) and/or behavioral strategies	RCT: (Lemstra, Stewart & Olszynski, 2002)	C In favor of intervention	PEDro: 7/10 "Good"	ROB 2.0: "Some Concerns"	
	Case Reports: (Davis, 2003), (Suso-Martí, Swann & Cuenca-Martínez, 2019)		–	JBI: "Moderate Risk of Bias"	
	Narrative Review: (Busch & Gaul, 2008b), (Becker & Sauro, 2009)		SANRA: 6.5/12		
Diaphragm respiratory training, cervical mobilization and traction, massotherapy, digital compression trigger points and passive stretching of neck muscles	RCT: (Bevilaqua-Grossi et al., 2016)	C In favor of intervention	PEDro: 6/10 "Good"	ROB 2.0: "Some Concerns"	
Neck strength exercises	ECA: (Benatto et al., 2022)	C Against intervention	PEDro: 6/10 "Good"	ROB 2.0: "Some Concerns"	
Low-moderate continuous intensity aerobic exercise and amitriptyline	RCT: (Santiago et al., 2014)	C In favor of intervention	PEDro: 4/10 "Fair"	ROB 2.0: "High Risk of Bias"	
	Narrative Reviews: (Amin et al., 2018), (Barber & Pace, 2020), (Song & Chu, 2021), (Robblee & Starling, 2019)		SANRA: 9.75/12		
Aerobic, resistance and postural exercises program (cycling, walking, stepper, training upper extremities, neck postural exercises, rowing) and medication	q-RCT: (Narin et al., 2003)	C In favor of intervention	PEDro: 5/10 "Fair"	ROB 2.0: "Some Concerns"	
	Narrative (Busch & Gaul, 2008b), (Busch & Gaul, 2008a), (Song & Chu, 2021), (Irby et al., 2016), (Lippi, Mattiuzzi & Sanchis-Gomar, 2018), (Hindiyeh, Krusz & Cowan, 2013)		SANRA: 8.83/12		
Resistance exercise	RCT: (Aslani et al., 2021)	C In favor of intervention	PEDro: 4/10 "Fair"	ROB 2.0: "High Risk of Bias"	n = 6
	Narrative Reviews: (Song & Chu, 2021), (Mauskop, 2012)		SANRA: 8/12		
High-intensity interval aerobic exercise, B12 and magnesium supplementation	RCT: (Matin, Taghian & Chitsaz, 2022)	C In favor of intervention	PEDro: 4/10 "Fair"	ROB 2.0: "High Risk of Bias"	
Low-moderate continuous intensity Aerobic exercise and drug therapy	q-RCT: (Karimi et al., 2015)	C In favor of intervention	PEDro: 5/10 "Fair"	ROB 2.0: "High Risk of Bias"	
Moderate-intensity continuous aerobic exercise and progressive muscle relaxation	q-RCT: (Maryum Naseer Butt et al., 2022)	C In favor of intervention	PEDro: 5/10 "Fair"	ROB 2.0: "High Risk of Bias"	

(Continued)

Table 3 (continued)

Intervention	Study types	Grade of recommendation	Methodological quality	Risk of bias	YouTube (n = 129)
Moderate-high-intensity aerobic exercise	q-RCT: (Lafave, 1994)	C In favor of intervention	PEDro: 4/10 "Fair"	ROB 2.0: "High Risk of Bias"	
	Cohort: (Hagan et al., 2021)		NOS: 6/9 "Good"		
	Narrative Review: (Guarín-Duque et al., 2021)		SANRA: 7/12		
Low-intensity aerobic exercise	q-RCT: (Köseoglu et al., 2003)	C In favor of intervention	PEDro: 2/10 "Poor"	ROB 2.0: "High Risk of Bias"	
	Narrative Review: (Busch & Gaul, 2008b), (Amin et al., 2018), (Barber & Pace, 2020), (Busch & Gaul, 2008a), (Song & Chu, 2021), (Hindiye, Krusz & Cowan, 2013)		SANRA: 8.83/12		
Daily physical activity participation	Cohort: (Farris et al., 2018b)	D In favor of intervention	NOS: 2/9 "Poor"		
Qigong	Case Series: (Elinoff et al., 2009)	D In favor of intervention	NHI: "Excellent"		n = 2
	Narrative Reviews: (Amin et al., 2018), (Guarín-Duque et al., 2021)		SANRA: 9/12		
Tai Chi	Narrative Reviews: (Song & Chu, 2021), (Wells, Beuthin & Granetzke, 2019)	D In favor of intervention	SANRA: 9,5/12		n = 1
Quantitative warm-up	Narrative Review: (Hindiye, Krusz & Cowan, 2013)	D In favor of intervention	SANRA: 5/12		

Note:

MA, Meta-Analysis; MMA, Meta-Meta-Analysis; q-RCTs, quasi-Randomized-Controlled Trials; RCTs, Randomized-Controlled Trials; SR, Systematic Review.

visits, VR and comments. Moreover, there were statistically significant negative weak correlations between DISCERN and likes, dislikes, visits, VR and comments ([Table 8](#)).

Evaluation of the videos based on grades of recommendation

The evaluation of the videos regarding the grades of recommendation based on SIGN included 90 of the 129 videos. The videos excluded from the SIGN evaluation showed interventions that have been discarded from the classification into grades of recommendation due to lack of evidence.

The evaluation of the included videos showed a B grade of recommendation for those videos about general advice on aerobic exercise or moderate-intensity aerobic exercise, yoga and lifestyle/behavior changes regarding exercise. These videos accounted for approximately 71% of all videos included in the SIGN evaluation and close to 50% of the total videos included in the current study. The percentage of videos regarding their interventions and grades of recommendation are shown in [Fig. 2](#).

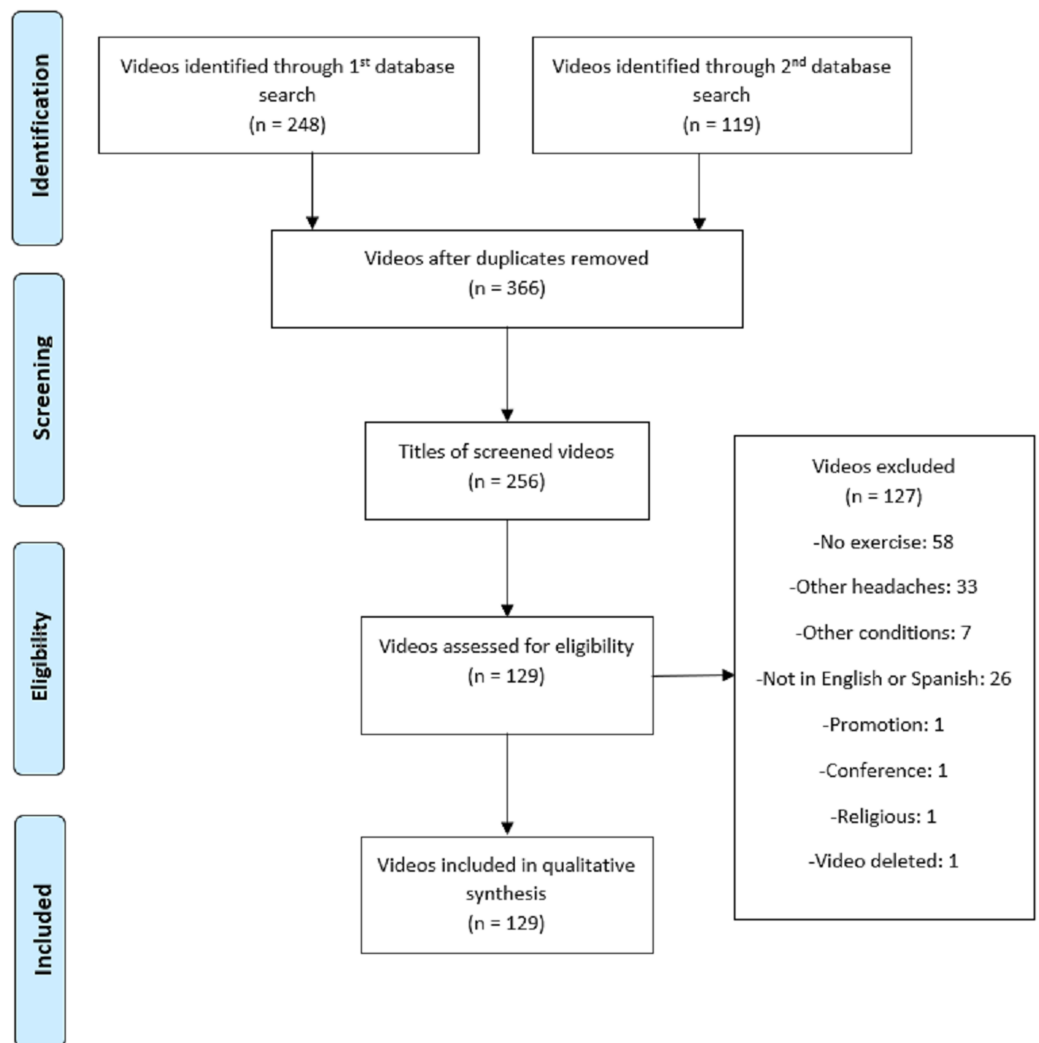


Figure 1 Adapted video selection flowchart based on PRISMA.

Full-size  DOI: [10.7717/peerj.14150/fig-1](https://doi.org/10.7717/peerj.14150/fig-1)

Regarding the distribution of the grades of recommendation of the videos based on their authors' category, there was no statistically significant difference between both categories ($p = 0.198$). This distribution is shown in [Fig 3](#).

DISCUSSION

The purpose of this study was to evaluate the quality of YouTube videos regarding prescribed exercise and advice for patients with migraine. We also evaluated the evidence levels and grades of recommendation for prescribed exercise for migraine, which made it possible to assess the quality of the videos based on objective and evidence-based criteria about modalities and parameters regarding exercise for migraine.

The results of this study showed that YouTube videos on exercise for migraine are generally of low quality and poor reliability. These findings contrast with the results for other YouTube videos on prescribed exercise for various health-related problems, in which

Table 4 Distribution of videos by GQS and DISCERN scores, author and subject categories.

		No.	%
GQS	<i>Poor quality</i>	92	71.3
	<i>Generally poor quality</i>	19	14.7
	<i>Moderate quality</i>	13	10.1
	<i>Good quality</i>	4	3.1
	<i>Excellent quality</i>	1	0.8
	Total	129	100
DISCERN	<i>Very poor</i>	100	77.5
	<i>Poor</i>	15	11.6
	<i>Average</i>	9	7
	<i>High</i>	5	3.9
	<i>Very high</i>	0	0
	Total	129	100
Author	<i>Healthcare professional</i>	38	29.5
	<i>Exercise professional</i>	15	11.6
	<i>Alternative therapist</i>	30	23.3
	<i>Non-healthcare</i>	43	33.3
	<i>Patient</i>	3	2.3
	Total	129	100
Subject	<i>Aerobic exercise</i>	24	18.6
	<i>Strength exercise</i>	6	4.7
	<i>Stretching/Mobility</i>	19	14.7
	<i>Yoga/Tai Chi</i>	26	20.2
	<i>Meditation/Breathing/Relaxation</i>	14	10.9
	<i>Alternative therapies</i>	9	7
	<i>Self-massage/Posture</i>	7	5.4
	<i>Lifestyle changes regarding exercise</i>	18	14
	<i>Vestibular rehabilitation</i>	6	4.7
	Total	129	100

Table 5 Descriptive statistics of the video characteristics in median and quartiles.

	Median	Quartile 1	Quartile 3
Likes	64	4.5	816.5
Dislikes	0	0	17
Video power index	99.42%	94.88%	100%
Visits	2,679	187	27,203.5
Days online	827	454.5	1,702
View ratio	3.4914	0.2794	42.1551
Comments	8	0.75	56.75
Duration	399	211.5	786.5

Table 6 Distribution of GQS and DISCERN scores within healthcare/exercise professional authors and alternative medicine/patient authors categories.

		Healthcare/exercise professional authors	Alternative medicine/patient authors
GQS	<i>Poor quality</i>	25 (47.2%)	67 (88.2%)
	<i>Generally poor quality</i>	12 (22.6%)	7 (9.2%)
	<i>Moderate quality</i>	11 (20.8%)	2 (2.6%)
	<i>Good quality</i>	4 (7.5%)	0 (0%)
	<i>Excellent quality</i>	1 (1.9%)	0 (0%)
	Total	53 (100%)	76 (100%)
DISCERN	<i>Very poor</i>	29 (54.7%)	71 (93.4%)
	<i>Poor</i>	10 (18.9%)	5 (6.6%)
	<i>Average</i>	9 (17%)	0 (0%)
	<i>High</i>	5 (9.4%)	0 (0%)
	<i>Very high</i>	0 (0%)	0 (0%)
	Total	53 (100%)	76 (100%)

most of the videos reached a high- or moderate-quality score (*Kocyigit et al., 2019; Koçyiğit, Okyay & Akaltun, 2020; Culha et al., 2021; Chang & Park, 2021; Rodriguez-Rodriguez et al., 2021*). However, other authors have found results similar to those of this study, with most of the videos reaching a low-quality score, although scales other than GQS and DISCERN have been used to evaluate the quality and reliability of the videos (*Villafañe et al., 2018; Lee et al., 2018*). The studies that found better quality scores in their included videos also found that most of the authors were healthcare professionals, which could explain the difference in scores.

Although the percentage of low-quality videos in the healthcare/exercise professional author category was higher than the percentage of high-quality videos, this category obtained more videos with higher quality scores in both GQS and DISCERN than the alternative medicine/patient author category, with statistically significant differences. These results agree with those of previous studies with higher quality scores in the videos from healthcare professionals, academics, universities and health institutions and lower quality scores in those of non-healthcare professionals, patients and independent users (*Lee et al., 2018; Kocyigit et al., 2019; Koçyiğit, Okyay & Akaltun, 2020; Koçyiğit, Akyol & Şahin, 2021; Chang & Park, 2021; Rodriguez-Rodriguez et al., 2021*). In the study by *Culha et al. (2021)*, no differences were found in GQS scores between healthcare professionals/institutions and independent health information websites. However, the explanation for this outcome appears to be that most of the independent websites belonged to physical therapists, who are healthcare professionals and should therefore have been included in this category.

Regarding the video characteristics, there were also significant differences between both authors' categories, with higher numbers of likes, dislikes, views, VR and comments in the alternative medicine/patients' videos. Likewise, a negative correlation was found between the quality of the videos and the number of likes, dislikes, views, VR and comments.

Table 7 Differences between healthcare/exercise professionals authors and alternative medicine/patient authors in the quantitative characteristics of the videos.

		Median	Q ₁	Q ₃	P
Likes	<i>Healthcare/exercise</i>	21	2	138	0.002
	<i>Alternative/patient</i>	129.5	10.5	1,116	
Dislikes	<i>Healthcare/exercise</i>	0	0	4	0.007
	<i>Alternative/patient</i>	4	0	39.75	
VPI	<i>Healthcare/exercise</i>	100%	94.77%	100%	0.262
	<i>Alternative/patient</i>	98.75%	95.06%	100%	
Visits	<i>Healthcare/exercise</i>	892	83.5	7,577.5	0.004
	<i>Alternative/patient</i>	8,269	239.5	48,983.5	
Days online	<i>Healthcare/exercise</i>	978	470	1839	0.352
	<i>Alternative/patient</i>	717	406.75	1,544.25	
VR	<i>Healthcare/exercise</i>	1.24	0.11	10.26	0.002
	<i>Alternative/patient</i>	7.46	0.53	77.71	
Comments	<i>Healthcare/exercise</i>	2.5	0	20.5	0.008
	<i>Alternative/patient</i>	15.5	1.75	115.25	
Duration	<i>Healthcare/exercise</i>	305	149.5	726	0.138
	<i>Alternative/patient</i>	432.5	237.5	835.25	

Note:

Healthcare/exercise, healthcare/exercise professional authors; Alternative/patient, alternative medicine/patient authors; VPI, Video Power Index; VR, view ratio.

Table 8 Correlation analysis of the quality scales and the characteristics of the videos.

	GQS	DISCERN	Likes	Dislikes	VPI	Visits	Days online	VR	Comments
DISCERN	0.89**								
Likes	-0.39**	-0.35**							
Dislikes	-0.26**	-0.20*	0.86**						
VPI	-0.04	-0.12	-0.24**	-0.59**					
Visits	-0.37**	-0.33**	0.95**	0.88**	-0.36**				
Days online	0.04	-0.03	0.10	0.18*	-0.22*	0.30**			
VR	-0.40**	-0.32**	0.95**	0.85**	-0.30**	0.94**	-0.02		
Comments	-0.35**	-0.31**	0.92**	0.80**	-0.32**	0.90**	0.96	0.91**	
Duration	-0.16	-0.14	0.29**	0.19*	0.03	0.21*	-0.23**	0.29**	0.28**

Notes:

VPI, Video Power Index; VR, view ratio.

* $P < 0.05$.

** $P < 0.001$.

In contrast to these findings, other articles found no statistically significant differences in video characteristics regarding video sources or quality categories (*Kocyigit et al., 2019; Culha et al., 2021; Koçyiğit, Akyol & Şahin, 2021; Heisinger et al., 2021; Chang & Park, 2021*).

The lowest-quality migraine exercise videos appear to generate a greater impact on the population, with higher viewership and interaction rates. There were no differences

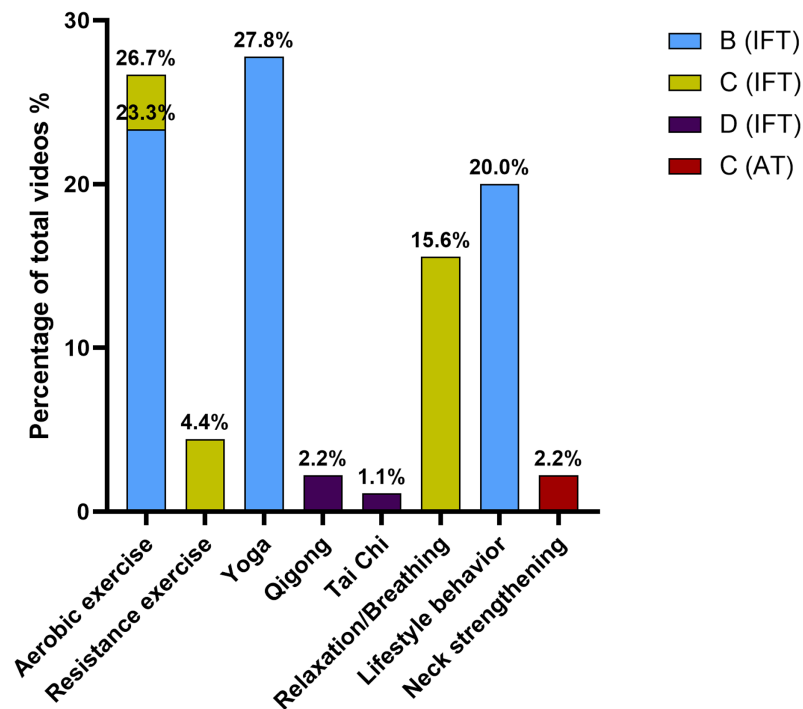


Figure 2 Percentage of videos regarding grades of recommendation. IFT, In favor of intervention; AT, Against the intervention. [Full-size !\[\]\(b345a1c4255362eec3746050dd71ccac_img.jpg\) DOI: 10.7717/peerj.14150/fig-2](https://doi.org/10.7717/peerj.14150/fig-2)

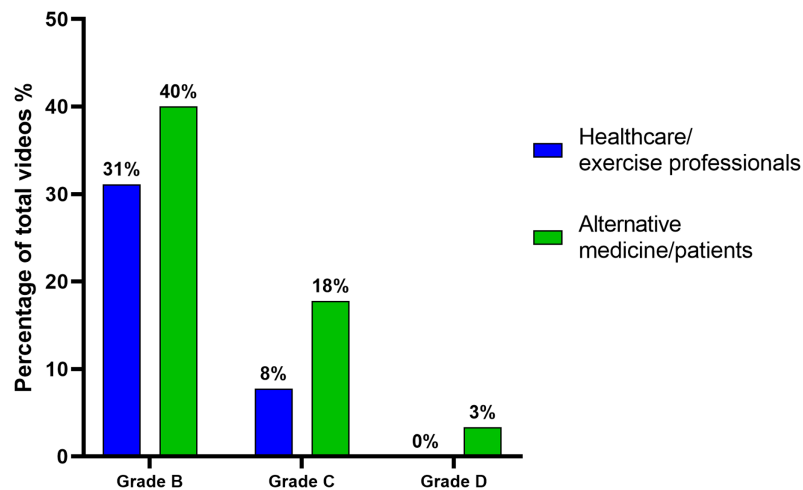


Figure 3 Percentage of videos based on grades of recommendation and author categories. [Full-size !\[\]\(0c0f8cc6eca4f663c17a652926046967_img.jpg\) DOI: 10.7717/peerj.14150/fig-3](https://doi.org/10.7717/peerj.14150/fig-3)

between both authors' categories in VPI, and there was no correlation between the quality scores and VPI, which could be interpreted as viewers being unable to discriminate between low- and high-quality information regarding exercise for migraine.

The high prevalence of headaches, including migraines (*Vos et al., 2017*), and the lack of awareness regarding prescribed exercise and its usefulness in this disorder facilitate the spread of misinformation in media resources such as YouTube, without being correctly

evaluated by the users. YouTube has no filter or peer-review process for screening videos based on their source, quality or evidence (Delli et al., 2016). This context makes it possible to generate and spread misconceptions about exercise for migraine, as observed in this article, which could result in patients performing interventions that could fail to improve their condition or even worsen it.

There were no differences between the two categories regarding time the videos have been online and their duration. These characteristics could therefore not affect the differences in the other features.

In terms of grades of recommendation, aerobic exercise obtained a B grade for migraine treatment. Moderate-intensity aerobic exercise appears to be the most studied modality of prescribed aerobic exercise for migraine and also obtained a B grade, followed by high-intensity aerobic exercise and low-to-moderate continuous aerobic exercise, both obtaining a C grade. Aerobic exercise can improve migraine in various ways: it can activate anti-inflammatory systems that improve the activity of neuropeptides and other inflammatory mediators involved in triggering the trigeminal neurovascular system (Hasbak et al., 2002; Bigal et al., 2007; Beavers et al., 2010); aerobic exercise can activate central mechanisms of pain modulation, such as the descendent pain inhibitory system and endocannabinoid system (Raichlen et al., 2012; Rice et al., 2019); and aerobic exercise can alter psychological and social dimensions, improving outcome expectancies, self-efficacy and self-management strategies and reducing anxiety and depression symptoms (Salmon, 2001; Trivedi et al., 2011; Bromberg et al., 2012; Amin et al., 2018).

Yoga also obtained a B grade. The mechanisms by which yoga ameliorates migraine symptoms could be related to improved physical status and its psychological effects in reducing stress and anxiety, both of which are involved in the triggering and poorer prognosis of migraine (Wren et al., 2011; Probyn et al., 2017). Similar effects on ameliorating migraine symptoms by reducing stress could be achieved with relaxation and breathing exercises (Kaushik et al., 2005), which obtained a C grade.

In terms of lifestyle/behavior changes regarding exercise, which obtained a B grade, the introduction of better mealtime patterns or diet interventions, sleep behaviors, correct hydration and regular physical activity could improve migraine symptoms. The alteration or disruption of these patterns is related to the triggering and worsening of migraine, and the implementation of regular schedules and healthy behaviors could reduce the symptoms and impact of migraine (Khan et al., 2021).

Resistance training, which obtained a C grade of recommendation in favor of the intervention, achieves improvements in other chronic conditions, such as fibromyalgia and low back pain (Larsson et al., 2015; Wewege, Booth & Parmenter, 2018). Activating central pain modulation mechanisms and the improvement in psychological dimensions could explain the efficacy of this intervention in these conditions (Wewege, Booth & Parmenter, 2018; Rice et al., 2019). However, more research regarding the effects of resistance training for migraine treatment is needed to reduce the uncertain evidence in these patients. Moreover, strengthening of the neck muscles appears to be ineffective for reducing migraine pain, obtaining a C grade of recommendation against this intervention (Benatto et al., 2022).

Qigong and Tai Chi could improve migraine symptoms, with a D grade of recommendation. These interventions are based on case series and narrative reviews, and better study designs need to be developed to improve the conclusions as to their efficacy (Elinoff *et al.*, 2009; Song & Chu, 2021).

Evaluating these results for grades of recommendation, almost 71% of the 90 videos included in the SIGN evaluation obtained a B grade of recommendation for their interventions. These videos were almost exclusively about aerobic exercise, yoga and lifestyle/behavior changes regarding exercise. However, most of the videos had low quality and low reliability regarding the flow and information offered. Moreover, there were no differences between both author categories' videos regarding grades of recommendation. Healthcare and exercise professionals do not seem to have shared better evidence-based information than alternative medicine therapists and patients based on these results. However, most of grade B videos from alternative medicine/patient authors were about yoga. On the one hand, this intervention has achieved a high grade of recommendation, but most academics and healthcare professionals seem to have some negative bias toward yoga. Its eastern origin and the mystic aura that defines part of this intervention could have led to its rejection by most of the scientific community. On the other hand, the introduction of some mystical and pseudo-scientific concepts in the yoga videos evaluated in the present study has influenced the low scores obtained on the quality scales by these videos.

Thirty percent of the videos showed interventions with a C and D grade of recommendation, such as relaxation and breathing exercises, resistance exercises, Qigong and Tai Chi. Neck strengthening was shown as an effective intervention for migraine treatment in 2% of the videos included in the evaluation. However, the current classification into grades of recommendation has shown that neck strengthening is not an effective intervention for migraine pain improvement, with a C grade of recommendation. Only one study evaluated the efficacy of neck strengthening in migraine treatment (Benatto *et al.*, 2022). If research in this field progresses, the grade of recommendation could change in the future.

The videos not included in the evaluation with grades of recommendation showed interventions that had been discarded from the classification due to lack of evidence, such as self-massage exercise and stretching of the cervical spine region. These interventions lacked evidence for reducing migraine pain and should not be presented as effective interventions on YouTube.

Limitations

YouTube has a dynamic structure that changes over time, with variations in views, likes, dislikes, comments, the release of new videos, and the deletion of older videos. This study analyzed YouTube content regarding exercise for migraine at a single time-point, and these statistics could change in the future.

Moreover, the reproducibility of the search strategy is poor due to the influence of previous searches performed by users and the annual change in the YouTube search

Appendix 1 Search strategy for included studies.**PubMed**

("Migraine Disorders"[MeSH Terms] OR "migraine"[All Fields]) AND ("Exercise"[MeSH Terms] OR "Exercise"[All Fields] OR "Exercise Therapy"[MeSH Terms] OR "exercise therap*" [All Fields])

("Migraine Disorders"[MeSH Terms] OR "migraine"[All Fields]) AND "Yoga"[All Fields]

("Migraine Disorders"[MeSH Terms] OR "migraine"[All Fields]) AND "Tai Chi"[All Fields]

("Migraine Disorders"[MeSH Terms] OR "migraine"[All Fields]) AND ("Qigong"[All Fields] OR "KIKO"[All Fields])

("Migraine Disorders"[MeSH Terms] OR "migraine"[All Fields]) AND ("resistance exercise"[All Fields] OR "resistance training"[All Fields] OR "strength exercise"[All Fields] OR "strength training"[All Fields])

("Migraine Disorders"[MeSH Terms] OR "migraine"[All Fields]) AND ("relaxation"[All Fields] OR "breathing"[All Fields])

("Migraine Disorders"[MeSH Terms] OR "migraine"[All Fields]) AND "lifestyle"[All Fields] AND "exercise"[All Fields]

*Filters: Systematic Review; Meta-Analysis; Observational Study; Clinical Trial; Randomized Controlled Trial; Case Reports; Review; Adult: 19+ years; Humans.

PEDro

Abstract & Title: migraine exercise

Abstract & Title: migraine yoga

Abstract & Title: migraine/Therapy: fitness training

Abstract & Title: migraine/Therapy: strength training

Abstract & Title: migraine exercise/Therapy: behavior modification

Cochrane

(migraine) AND (exercise)

(migraine) AND (yoga)

(migraine) AND (tai chi)

(migraine) AND ((qigong) OR (kiko))

(migraine) AND ((resistance exercise) OR (strength exercise))

(migraine) AND ((relaxation) OR (breathing))

(migraine) AND (lifestyle) AND (exercise)

EBSCO

TI migraine AND exercise

TI migraine AND yoga

TI migraine AND Tai Chi

TI migraine AND Qigong OR TI KIKO

TI migraine AND TI resistance exercise OR TI strength exercise

TI migraine AND TI relaxation techniques OR TI breathing exercises

TI migraine AND TI lifestyle AND exercise

*Filters: all adult: 19+ years

Google Scholar

allintitle: migraine aerobic OR exercise

allintitle: migraine yoga

allintitle: migraine Tai Chi

allintitle: migraine Qigong OR KIKO

allintitle: migraine resistance OR strength

Appendix 1 (continued)

allintitle: migraine relaxation OR breathing

allintitle: migraine lifestyle

Web of Science

(TS=(migraine)) AND TS=(exercise)

(TS=(migraine)) AND TS=(aerobic exercise)

(TS=(migraine)) AND TS=(Yoga)

((TS=(Qigong) OR TS=(KIKO)) AND TS=(migraine))

(((((TS=(resistance exercise)) OR TS=(resistance training)) OR TS=(strength exercise)) OR TS=(strength training)) AND TS=(migraine))

((TS=(relaxation)) OR TS=(breathing)) AND TS=(migraine)

((TS=(lifestyle)) AND TS=(exercise)) AND TS=(migraine)

*Filters: Articles; Humans; Migraine Disorders

algorithm. In this study, we used an incognito tab to suppress any influence of previous searches, but this cannot reproduce the results of other users.

The search strategy was conducted only in English and Spanish. A search in other languages should be performed to contrast the quality of videos about exercise for migraine with a better scope.

A Chrome browser extension to reveal the number of dislikes was necessary due to the recent YouTube policy on concealment of dislikes. However, this application conducts an approach of the data that depends on the number of users utilizing it to improve its accuracy.

Lastly, the quality assessment was conducted with GQS and DISCERN, scales that have a number of subjective items. However, the agreement between the reviewers was high in this study. Moreover, these scales do not seem to be able to assess the attractiveness of YouTube videos. The quality achieved by the included videos could not be related to the viewers' preferences.

CONCLUSIONS

Prescribed exercises based on aerobic exercise, yoga and lifestyle/behavior changes regarding exercise are recommended, with a grade B according to the results of our classification into grades of recommendation. Nearly 50% of the total videos included in this study obtained this grade of recommendation, although most of them were of low quality and low reliability regarding information on the effects of exercise for migraine based on the quality evaluation. Therefore, better quality videos regarding exercise for migraine should be shared on YouTube, with better scoping strategies by healthcare and exercise professionals and with more rigorous YouTube policies for uploading videos. Moreover, better evidence-based information should be disseminated to the population to increase the quality of the content on social media.

Clinical implications

The results of this study show the need for better evidence-based information sharing on YouTube regarding the best exercise modalities and prescription parameters for

migraine. Healthcare and exercise professional authors should adopt better strategies to achieve higher viewership and interaction rates, and YouTube should regulate the dissemination of videos with therapies that lack evidence for effective migraine treatment. The improvement in disclosing health information through social media is an important objective in the healthcare field considering the current relevance of the Internet in the diffusion of information to the public.

In addition, better dissemination of scientific current evidence through clinicians and the overall population would improve the knowledge regarding the best exercise interventions for migraine. The need to develop a systematic review and grades of recommendation to assess the videos' content highlights the lack of information about exercise prescription in migraine patients among the population.

ADDITIONAL INFORMATION AND DECLARATIONS

Funding

The authors received no funding for this work.

Competing Interests

Roy La Touche is an Academic Editor for PeerJ.

Author Contributions

- Álvaro Reina-Varona conceived and designed the experiments, analyzed the data, prepared figures and/or tables, authored or reviewed drafts of the article, and approved the final draft.
- Borja Rodríguez de Rivera-Romero performed the experiments, prepared figures and/or tables, and approved the final draft.
- Carlos Donato Cabrera-López performed the experiments, prepared figures and/or tables, and approved the final draft.
- José Fierro-Marrero performed the experiments, prepared figures and/or tables, and approved the final draft.
- Irene Sánchez-Ruiz performed the experiments, prepared figures and/or tables, and approved the final draft.
- Roy La Touche conceived and designed the experiments, analyzed the data, prepared figures and/or tables, authored or reviewed drafts of the article, and approved the final draft.

Data Availability

The following information was supplied regarding data availability:

The raw data is available in the [Supplemental Files](#).

Supplemental Information

Supplemental information for this article can be found online at <http://dx.doi.org/10.7717/peerj.14150#supplemental-information>.

REFERENCES

- Abdi A, Parnow A, Azizi M. 2014.** Effect of eight weeks high intensity aerobic training on migraine headache indicators. *Internal Medicine Today* **20**:133–138.
- Ahmadi Z. 2015.** The effect of 8-week aerobic exercise on migraine headache indices and blood nitric oxide level in women with migraine. *Sport Physiology* **7**:33–50.
- Ahn AH. 2013.** Why does increased exercise decrease migraine? *Current Pain and Headache Reports* **17**(12):379 DOI [10.1007/s11916-013-0379-y](https://doi.org/10.1007/s11916-013-0379-y).
- AlMuammar SA, Noorsaeed AS, Alafif RA, Kamal YF, Daghistani GM. 2021.** The use of internet and social media for health information and its consequences among the population in Saudi Arabia. *Cureus* **13**:e18338 DOI [10.7759/cureus.18338](https://doi.org/10.7759/cureus.18338).
- Amin FM, Aristeidou S, Baraldi C, Czapinska-Ciepiela EK, Ariadni DD, Di Lenola D, Fenech C, Kampouris K, Karagiorgis G, Braschinsky M, Linde M. 2018.** The association between migraine and physical exercise. *The Journal of Headache and Pain* **19**(1):83 DOI [10.1186/s10194-018-0902-y](https://doi.org/10.1186/s10194-018-0902-y).
- Ashina M. 2020.** Migraine. *The New England Journal of Medicine* **383**(19):1866–1876 DOI [10.1056/NEJMr1915327](https://doi.org/10.1056/NEJMr1915327).
- Aslani PS, Hassanpour M, Razi O, Knechtle B. 2021.** Resistance training reduces pain indices and improves quality of life and body strength in women with migraine disorders. *Sport Sciences for Health* **18**:433–443 DOI [10.21203/RS.3.RS-573627/V1](https://doi.org/10.21203/RS.3.RS-573627/V1).
- Baethge C, Goldbeck-Wood S, Mertens S. 2019.** SANRA-a scale for the quality assessment of narrative review articles. *Research Integrity and Peer Review* **4**(1):485 DOI [10.1186/s41073-019-0064-8](https://doi.org/10.1186/s41073-019-0064-8).
- Bagley CL, Rendas-Baum R, Maglente GA, Yang M, Varon SF, Lee J, Kosinski M. 2012.** Validating migraine-specific quality of life questionnaire v2.1 in episodic and chronic migraine. *Headache: The Journal of Head and Face Pain* **52**(3):409–421 DOI [10.1111/j.1526-4610.2011.01997.x](https://doi.org/10.1111/j.1526-4610.2011.01997.x).
- Barber M, Pace A. 2020.** Exercise and migraine prevention: a review of the literature. *Current Pain and Headache Reports* **24**(8):39 DOI [10.1007/s11916-020-00868-6](https://doi.org/10.1007/s11916-020-00868-6).
- Barton CJ, Webster KE, Menz HB. 2008.** Evaluation of the scope and quality of systematic reviews on nonpharmacological conservative treatment for patellofemoral pain syndrome. *Journal of Orthopaedic & Sports Physical Therapy* **38**(9):529–541 DOI [10.2519/jospt.2008.2861](https://doi.org/10.2519/jospt.2008.2861).
- Beavers KM, Hsu F-C, Isom S, Kritchevsky SB, Church T, Goodpaster B, Pahor M, Nicklas BJ. 2010.** Long-term physical activity and inflammatory biomarkers in older adults. *Medicine & Science in Sports & Exercise* **42**(12):2189–2196 DOI [10.1249/MSS.0b013e3181e3ac80](https://doi.org/10.1249/MSS.0b013e3181e3ac80).
- Becker WJ, Sauro KM. 2009.** Recent studies on stress management-related treatments for migraine. *Headache: The Journal of Head and Face Pain* **49**(9):1387–1390 DOI [10.1111/j.1526-4610.2009.01476.x](https://doi.org/10.1111/j.1526-4610.2009.01476.x).
- Benatto MT, Florencio LL, Bragatto MM, Dach F, Fernández-de-Las-Peñas C, Bevilaqua-Grossi D. 2022.** Neck-specific strengthening exercise compared with placebo sham ultrasound in patients with migraine: a randomized controlled trial. *BMC Neurology* **22**(1):126 DOI [10.1186/s12883-022-02650-0](https://doi.org/10.1186/s12883-022-02650-0).
- Berg J, Stovner LJ. 2005.** Cost of migraine and other headaches in Europe. *European Journal of Neurology* **12**(s1):59–62 DOI [10.1111/j.1468-1331.2005.01192.x](https://doi.org/10.1111/j.1468-1331.2005.01192.x).
- Bernard A, Langille M, Hughes S, Rose C, Leddin D, Veldhuyzen van Zanten S. 2007.** A systematic review of patient inflammatory bowel disease information resources on the world

wide web. *The American Journal of Gastroenterology* **102**(9):2070–2077
DOI [10.1111/j.1572-0241.2007.01325.x](https://doi.org/10.1111/j.1572-0241.2007.01325.x).

- Bevilaqua-Grossi D, Gonçalves MC, Carvalho GF, Florencio LL, Dach F, Speciali JG, Bigal ME, Chaves TC. 2016.** Additional effects of a physical therapy protocol on headache frequency, pressure pain threshold, and improvement perception in patients with migraine and associated neck pain: a randomized controlled trial. *Archives of Physical Medicine and Rehabilitation* **97**(6):866–874 DOI [10.1016/j.apmr.2015.12.006](https://doi.org/10.1016/j.apmr.2015.12.006).
- Bigal ME, Lipton RB, Holland PR, Goadsby PJ. 2007.** Obesity, migraine, and chronic migraine: possible mechanisms of interaction. *Neurology* **68**(21):1851–1861
DOI [10.1212/01.wnl.0000262045.11646.b1](https://doi.org/10.1212/01.wnl.0000262045.11646.b1).
- Bond DS, Thomas JG, Lipton RB, Roth J, Pavlovic JM, Rathier L, O’Leary KC, Evans EW, Wing RR. 2018.** Behavioral weight loss intervention for migraine: a randomized controlled trial. *Obesity* **26**(1):81–87 DOI [10.1002/oby.22069](https://doi.org/10.1002/oby.22069).
- Boroujeni M, Marandi S, Esfarjani F, Sattar M, Shaygannejad V, Javanmard S. 2015.** Yoga intervention on blood NO in female migraineurs. *Advanced Biomedical Research* **4**(1):259
DOI [10.4103/2277-9175.172995](https://doi.org/10.4103/2277-9175.172995).
- Bromberg J, Wood ME, Black RA, Surette DA, Zacharoff KL, Chiauuzzi EJ. 2012.** A randomized trial of a web-based intervention to improve migraine self-management and coping. *Headache: The Journal of Head and Face Pain* **52**(2):244–261 DOI [10.1111/j.1526-4610.2011.02031.x](https://doi.org/10.1111/j.1526-4610.2011.02031.x).
- Brønfort G, Nilsson N, Haas M, Evans RL, Goldsmith CH, Assendelft WJ, Bouter LM. 2004.** Non-invasive physical treatments for chronic/recurrent headache. In: Brønfort G, ed. *Cochrane Database of Systematic Reviews*. Chichester, UK: John Wiley & Sons, Ltd.
- Busch V, Gaul C. 2008a.** Sport bei migräne. *Der Schmerz* **22**(2):137–147
DOI [10.1007/s00482-007-0586-8](https://doi.org/10.1007/s00482-007-0586-8).
- Busch V, Gaul C. 2008b.** Exercise in migraine therapy—is there any evidence for efficacy? A critical review. *Headache: The Journal of Head and Face Pain* **48**(6):890–899
DOI [10.1111/j.1526-4610.2007.01045.x](https://doi.org/10.1111/j.1526-4610.2007.01045.x).
- Buse DC, Fanning KM, Reed ML, Murray S, Dumas PK, Adams AM, Lipton RB. 2019.** Life with migraine: effects on relationships, career, and finances from the chronic migraine epidemiology and outcomes (CaMEO) Study. *Headache: The Journal of Head and Face Pain* **59**(8):1286–1299
DOI [10.1111/head.13613](https://doi.org/10.1111/head.13613).
- Cameron C, Kelly S, Hsieh S-C, Murphy M, Chen L, Kotb A, Peterson J, Coyle D, Skidmore B, Gomes T, Clifford T, Wells G. 2015.** Triptans in the acute treatment of migraine: a systematic review and network meta-analysis. *Headache: The Journal of Head and Face Pain* **55**(5 Suppl. 3):221–235 DOI [10.1111/head.12601](https://doi.org/10.1111/head.12601).
- Chang MC, Park D. 2021.** YouTube as a source of patient information regarding exercises and compensated maneuvers for dysphagia. *Healthcare (Basel, Switzerland)* **9**(8):1084
DOI [10.3390/healthcare9081084](https://doi.org/10.3390/healthcare9081084).
- Charnock D, Shepperd S, Needham G, Gann R. 1999.** DISCERN: an instrument for judging the quality of written consumer health information on treatment choices. *Journal of Epidemiology & Community Health* **53**(2):105–111 DOI [10.1136/jech.53.2.105](https://doi.org/10.1136/jech.53.2.105).
- Culha Y, Seyhan Ak E, Merder E, Ariman A, Culha MG. 2021.** Analysis of the YouTube videos on pelvic floor muscle exercise training in terms of their reliability and quality. *International Urology and Nephrology* **53**(1):1–6 DOI [10.1007/s11255-020-02620-w](https://doi.org/10.1007/s11255-020-02620-w).
- Daenen L, Varkey E, Kellmann M, Nijs J. 2015.** Exercise, not to exercise, or how to exercise in patients with chronic pain? Applying science to practice. *The Clinical Journal of Pain* **31**(2):108–114 DOI [10.1097/AJP.0000000000000099](https://doi.org/10.1097/AJP.0000000000000099).

- Darabaneanu S, Overath CH, Rubin D, Lüthje S, Sye W, Niederberger U, Gerber W-D, Weisser B. 2011.** Aerobic exercise as a therapy option for migraine: a pilot study. *International Journal of Sports Medicine* 32(6):455–460 DOI 10.1055/s-0030-1269928.
- Davis RC. 2003.** Chronic migraine and chiropractic rehabilitation: a case report. *Journal of Chiropractic Medicine* 2(2):55–59 DOI 10.1016/S0899-3467(07)60043-3.
- de Morton NA. 2009.** The PEDro scale is a valid measure of the methodological quality of clinical trials: a demographic study. *Australian Journal of Physiotherapy* 55(2):129–133 DOI 10.1016/S0004-9514(09)70043-1.
- Delli K, Livas C, Vissink A, Spijkervet F. 2016.** Is YouTube useful as a source of information for Sjögren's syndrome? *Oral Diseases* 22(3):196–201 DOI 10.1111/odi.12404.
- Dittrich SM, Günther V, Franz G, Burtscher M, Holzner B, Kopp M. 2008.** Aerobic exercise with relaxation: influence on pain and psychological well-being in female migraine patients. *Clinical Journal of Sport Medicine* 18(4):363–365 DOI 10.1097/JSM.0b013e31817efac9.
- Donner A, Robert Li KY. 1990.** The relationship between chi-square statistics from matched and unmatched analyses. *Journal of Clinical Epidemiology* 43(8):827–831 DOI 10.1016/0895-4356(90)90243-I.
- Elinoff V, Lynn SJ, Ochiai H, Hallquist M. 2009.** The efficacy of kiko exercises on the prevention of migraine headaches: a pilot study. *The American Journal of Chinese Medicine* 37(03):459–470 DOI 10.1142/S0192415X09006977.
- Erdem MN, Karaca S. 2018.** Evaluating the accuracy and quality of the information in kyphosis videos shared on YouTube. *Spine* 43(22):E1334–E1339 DOI 10.1097/BRS.0000000000002691.
- Eslami R, Parnow A, Pairo Z, Nikolaidis P, Knechtle B. 2021.** The effects of two different intensities of aerobic training protocols on pain and serum neuro-biomarkers in women migraineurs: a randomized controlled trial. *European Journal of Applied Physiology* 121(2):609–620 DOI 10.1007/s00421-020-04551-x.
- Evers S, Áfra J, Frese A, Goadsby PJ, Linde M, May A, Sándor PS. 2009.** EFNS guideline on the drug treatment of migraine – revised report of an EFNS task force. *European Journal of Neurology* 16(9):968–981 DOI 10.1111/j.1468-1331.2009.02748.x.
- Farris SG, Thomas JG, Abrantes AM, Godley FA, Roth JL, Lipton RB, Pavlovic J, Bond DS. 2018a.** Intentional avoidance of physical activity in women with migraine. *Cephalalgia Reports* 1(2):251581631878828 DOI 10.1177/2515816318788284.
- Farris SG, Thomas JG, Abrantes AM, Lipton RB, Pavlovic J, Smitherman TA, Irby MB, Penzien DB, Roth J, O'Leary KC, Bond DS. 2018b.** Pain worsening with physical activity during migraine attacks in women with overweight/obesity: a prospective evaluation of frequency, consistency, and correlates. *Cephalalgia* 38(11):1707–1715 DOI 10.1177/0333102417747231.
- Furlan AD, Pennick V, Bombardier C, van Tulder M. 2009.** 2009 updated method guidelines for systematic reviews in the Cochrane Back Review Group. *Spine* 34(18):1929–1941 DOI 10.1097/BRS.0b013e3181b1c99f.
- Gaul C, van Doorn C, Webering N, Dlugaj M, Katsarava Z, Diener H-C, Fritsche G. 2011.** Clinical outcome of a headache-specific multidisciplinary treatment program and adherence to treatment recommendations in a tertiary headache center: an observational study. *The Journal of Headache and Pain* 12(4):475–483 DOI 10.1007/s10194-011-0348-y.
- Guarín-Duque HA, Pablo-Navarro B, Bermúdez-Moreno G, Barrientos-Jaramillo E, Andrés-Rueda S, Hernández-Artal B. 2021.** Aportaciones del ejercicio al mejoramiento de los síntomas de la migraña y el papel de Enfermería. Revisión bibliográfica. *Ocronos* 4:164.

- Hagan KK, Li W, Mostofsky E, Bertisch SM, Vgontzas A, Buettner C, Mittleman MA. 2021. Prospective cohort study of routine exercise and headache outcomes among adults with episodic migraine. *Headache: The Journal of Head and Face Pain* 61(3):493–499 DOI 10.1111/head.14037.
- Hanssen H, Minghetti A, Magon S, Rossmeissl A, Papadopoulou A, Klenk C, Schmidt-Trucksäss A, Faude O, Zahner L, Sprenger T, Donath L. 2017. Superior effects of high-intensity interval training vs. moderate continuous training on arterial stiffness in episodic migraine: a randomized controlled trial. *Frontiers in Physiology* 8:1086 DOI 10.3389/fphys.2017.01086.
- Hanssen H, Minghetti A, Magon S, Rossmeissl A, Rasenack M, Papadopoulou A, Klenk C, Faude O, Zahner L, Sprenger T, Donath L. 2018. Effects of different endurance exercise modalities on migraine days and cerebrovascular health in episodic migraineurs: a randomized controlled trial. *Scandinavian Journal of Medicine and Science in Sports* 28(3):1103–1112 DOI 10.1111/sms.13023.
- Harbour R, Miller J. 2001. A new system for grading recommendations in evidence based guidelines. *BMJ* 323(7308):334–336 DOI 10.1136/bmj.323.7308.334.
- Hasbak P, Lundby C, Olsen NV, Schifter S, Kanstrup I-L. 2002. Calcitonin gene-related peptide and adrenomedullin release in humans: effects of exercise and hypoxia. *Regulatory Peptides* 108(2–3):89–95 DOI 10.1016/S0167-0115(02)00129-5.
- Heisinger S, Huber D, Matzner MP, Hasenoehrl T, Palma S, Sternik J, Trost C, Treiber M, Crevenna R, Grohs JG. 2021. Online videos as a source of physiotherapy exercise tutorials for patients with lumbar disc herniation—a quality assessment. *International Journal of Environmental Research and Public Health* 18(11):5815 DOI 10.3390/ijerph18115815.
- Herd CP, Tomlinson CL, Rick C, Scotton WJ, Edwards J, Ives NJ, Clarke CE, Sinclair A. 2019. Cochrane systematic review and meta-analysis of botulinum toxin for the prevention of migraine. *BMJ Open* 9(7):e027953 DOI 10.1136/bmjopen-2018-027953.
- Herranz-Gómez A, García-Pascual I, Montero-Iniesta P, La Touche R, Paris-Alemany A. 2021. Effectiveness of exercise and manual therapy as treatment for patients with migraine, tension-type headache or cervicogenic headache: an umbrella and mapping review with meta-meta-analysis. *Applied Sciences* 11:6856 DOI 10.3390/app11156856.
- Hindiyeh NA, Krusz JC, Cowan RP. 2013. Does exercise make migraines worse and tension type headaches better? *Current Pain and Headache Reports* 17(12):380 DOI 10.1007/s11916-013-0380-5.
- Hjermstad MJ, Fayers PM, Haugen DF, Caraceni A, Hanks GW, Loge JH, Fainsinger R, Aass N, Kaasa S. 2011. Studies comparing numerical rating scales, verbal rating scales, and visual analogue scales for assessment of pain intensity in adults: a systematic literature review. *Journal of Pain and Symptom Management* 41(6):1073–1093 DOI 10.1016/j.jpainsymman.2010.08.016.
- Irby MB, Bond DS, Lipton RB, Nicklas B, Houle TT, Penzien DB. 2016. Aerobic exercise for reducing migraine burden: mechanisms, markers, and models of change processes. *Headache: The Journal of Head and Face Pain* 56(2):357–369 DOI 10.1111/head.12738.
- John PJ, Sharma N, Sharma CM, Kankane A. 2007. Effectiveness of yoga therapy in the treatment of migraine without aura: a randomized controlled trial. *Headache: The Journal of Head and Face Pain* 47(5):654–661 DOI 10.1111/j.1526-4610.2007.00789.x.
- Karimi F, Minasian V, Marandi SM, Chitsaz A. 2015. The effect of a selected aerobic exercise on some physiological factors in patients with migraine. *Sport Biosciences* 7:329–345.

- Kaushik R, Kaushik RM, Mahajan SK, Rajesh V. 2005.** Biofeedback assisted diaphragmatic breathing and systematic relaxation versus propranolol in long term prophylaxis of migraine. *Complementary Therapies in Medicine* **13**(3):165–174 DOI [10.1016/j.ctim.2005.04.004](https://doi.org/10.1016/j.ctim.2005.04.004).
- Khan J, Asoom LIA, Sunni AA, Rafique N, Latif R, Saif SA, Almandil NB, Almohazey D, AbdulAzeez S, Borgio JF. 2021.** Genetics, pathophysiology, diagnosis, treatment, management, and prevention of migraine. *Biomedicine & Pharmacotherapy* **139**(Suppl 1):111557 DOI [10.1016/j.biopha.2021.111557](https://doi.org/10.1016/j.biopha.2021.111557).
- Kim J-S. 2020.** Electrocochleography in cochlear implant users with residual acoustic hearing: a systematic review. *International Journal of Environmental Research and Public Health* **17**(19):7043 DOI [10.3390/ijerph17197043](https://doi.org/10.3390/ijerph17197043).
- Kocuyigit BF, Nacitarhan V, Koca TT, Berk E. 2019.** YouTube as a source of patient information for ankylosing spondylitis exercises. *Clinical Rheumatology* **38**(6):1747–1751 DOI [10.1007/s10067-018-04413-0](https://doi.org/10.1007/s10067-018-04413-0).
- Koçyiğit BF, Akyol A, Şahin AR. 2021.** Analysis of YouTube videos on pulmonary rehabilitation in COVID-19. *Central Asian Journal of Medical Hypotheses and Ethics* **2**(1):36–42 DOI [10.47316/cajmhe.2021.2.1.06](https://doi.org/10.47316/cajmhe.2021.2.1.06).
- Koçyiğit BF, Okyay RA, Akaltun MS. 2020.** YouTube as a source of ehealth: is it beneficial for lumbar disc herniation exercises? *Fiziksel Tıp ve Rehabilitasyon Bilimleri Dergisi* **23**(3):217–223 DOI [10.31609/jpmrs.2020-75515](https://doi.org/10.31609/jpmrs.2020-75515).
- Kumar A, Bhatia R, Sharma G, Dhanlika D, Vishnubhatla S, Singh RK, Dash D, Tripathi M, Srivastava MVP. 2020.** Effect of yoga as add-on therapy in migraine (CONTAIN): a randomized clinical trial. *Neurology* **94**(21):e2203–e2212 DOI [10.1212/WNL.00000000000009473](https://doi.org/10.1212/WNL.00000000000009473).
- Kuru T, Erken HY. 2020.** Evaluation of the quality and reliability of YouTube videos on rotator cuff tears. *Cureus* **12**(2):e6852 DOI [10.7759/cureus.6852](https://doi.org/10.7759/cureus.6852).
- Köseoglu E, Akboyraz A, Soyuer A, Ersoy AÖ. 2003.** Aerobic exercise and plasma beta endorphin levels in patients with migrainous headache without aura. *Cephalalgia* **23**(10):972–976 DOI [10.1046/j.1468-2982.2003.00624.x](https://doi.org/10.1046/j.1468-2982.2003.00624.x).
- La Touche R, Fernández Pérez JJ, Proy Acosta A, González Campodónico L, Martínez García S, Adraos Juárez D, Serrano García B, Angulo-Díaz-Parreño S, Cuenca-Martínez F, Suso-Martí L, Paris-Aleman A. 2020.** Is aerobic exercise helpful in patients with migraine? A systematic review and meta-analysis. *Scandinavian Journal of Medicine & Science in Sports* **30**(6):965–982 DOI [10.1111/sms.13625](https://doi.org/10.1111/sms.13625).
- Lafave M. 1994.** The effect of aerobic exercise on the frequency and pain of migraine headaches. Available at <https://elibrary.ru/item.asp?id=5597619>.
- Larsson A, Palstam A, Löfgren M, Ernberg M, Bjersing J, Bileviciute-Ljungar I, Gerdle B, Kosek E, Mannerkorpi K. 2015.** Resistance exercise improves muscle strength, health status and pain intensity in fibromyalgia—a randomized controlled trial. *Arthritis Research & Therapy* **17**(1):161 DOI [10.1186/s13075-015-0679-1](https://doi.org/10.1186/s13075-015-0679-1).
- Lattanzi S, Brigo F, Trinka E, Vernieri F, Corradetti T, Dobran M, Silvestrini M. 2019.** Erenumab for preventive treatment of migraine: a systematic review and meta-analysis of efficacy and safety. *Drugs* **79**(4):417–431 DOI [10.1007/s40265-019-01069-1](https://doi.org/10.1007/s40265-019-01069-1).
- Lee TH, Kim S-E, Park KS, Shin JE, Park S-Y, Ryu HS, Kim J-W, Lee YJ, Cho YS, Park S. 2018.** Medical professionals' review of YouTube videos pertaining to exercises for the constipation relief. *The Korean Journal of Gastroenterology* **72**(6):295 DOI [10.4166/kjg.2018.72.6.295](https://doi.org/10.4166/kjg.2018.72.6.295).
- Lemmens J, De Pauw J, Van Soom T, Michiels S, Versijpt J, van Breda E, Castien R, De Hertogh W. 2019.** The effect of aerobic exercise on the number of migraine days, duration

- and pain intensity in migraine: a systematic literature review and meta-analysis. *The Journal of Headache and Pain* 20(1):16 DOI 10.1186/s10194-019-0961-8.
- Lemstra M, Stewart B, Olszynski WP. 2002.** Effectiveness of multidisciplinary intervention in the treatment of migraine: a randomized clinical trial. *Headache: The Journal of Head and Face Pain* 42(9):845–854 DOI 10.1046/j.1526-4610.2002.02202.x.
- Lippi G, Mattiuzzi C, Sanchis-Gomar F. 2018.** Physical exercise and migraine: for or against? *Annals of Translational Medicine* 6(10):181 DOI 10.21037/atm.2018.04.15.
- Lockett DC, Campbell JF. 1992.** The effects of aerobic exercise on migraine. *Headache: The Journal of Head and Face Pain* 32(1):50–54 DOI 10.1111/j.1526-4610.1992.hed3201050.x.
- Luedtke K, Allers A, Schulte LH, May A. 2016.** Efficacy of interventions used by physiotherapists for patients with headache and migraine—systematic review and meta-analysis. *Cephalalgia* 36(5):474–492 DOI 10.1177/0333102415597889.
- Luedtke K, Starke W, von Korn K, Szikszay TM, Schwarz A, May A. 2020.** Neck treatment compared to aerobic exercise in migraine: a preference-based clinical trial. *Cephalalgia Reports* 3:251581632093068 DOI 10.1177/2515816320930681.
- Maryum Naseer Butt, Misbah Maryum, Imran Amjad, Omer Jamsheed khan, Liaqat Awan. 2022.** Effects of aerobic exercise and progressive muscle relaxation on migraine. *Journal of the Pakistan Medical Association* 72(6):1153–1157 DOI 10.47391/JPMA.0838.
- Matin H, Taghian F, Chitsaz A. 2022.** Artificial intelligence analysis to explore synchronize exercise, cobalamin, and magnesium as new actors to therapeutic of migraine symptoms: a randomized, placebo-controlled trial. *Neurological Sciences* 43(7):4413–4424 DOI 10.1007/s10072-021-05843-6.
- Mauskop A. 2012.** Nonmedication, alternative, and complementary treatments for migraine. *CONTINUUM: Lifelong Learning in Neurology* 18(6):796–806 DOI 10.1212/01.CON.0000418643.24408.40.
- McHugh ML. 2012.** Interrater reliability: the kappa statistic. *Biochemia Medica* 22:276–282 DOI 10.11613/BM.2012.031.
- Mehta JN, Parikh S, Desai SD, Solanki RC, Pathak AG. 2021.** Study of additive effect of yoga and physical therapies to standard pharmacologic treatment in migraine. *Journal of Neurosciences in Rural Practice* 12(1):060–066 DOI 10.1055/s-0040-1718842.
- Meyer B, Keller A, Müller B, Wöhlbier H-G, Kropp P. 2018.** Progressive muskelrelaxation nach Jacobson bei der migräneprophylaxe. *Der Schmerz* 32(4):250–258 DOI 10.1007/s00482-018-0305-7.
- Meyer B, Keller A, Wöhlbier H-G, Overath CH, Müller B, Kropp P. 2016.** Progressive muscle relaxation reduces migraine frequency and normalizes amplitudes of contingent negative variation (CNV). *The Journal of Headache and Pain* 17(1):37 DOI 10.1186/s10194-016-0630-0.
- Minen MT, Adhikari S, Padikkala J, Tasneem S, Bagheri A, Goldberg E, Powers S, Lipton RB. 2020.** Smartphone-delivered progressive muscle relaxation for the treatment of migraine in primary care: a randomized controlled trial. *Headache: The Journal of Head and Face Pain* 60(10):2232–2246 DOI 10.1111/head.14010.
- Mohammadi R, Afroundeh R, Khajehlandi M, Ghiami H, Bahram M. 2020.** Effect of 8-weeks yoga exercises on migraine headache induces, serum levels of serotonin and nitric oxide in women with migraine. *Journal of Applied Exercise Physiology* 16:73–86 DOI 10.22080/JAEP.2020.19355.1960.
- Moher D, Liberati A, Tetzlaff J, Altman DG. 2009.** Preferred reporting items for systematic reviews and meta-analyses: the PRISMA statement. *BMJ* 339(jul21 1):b2535 DOI 10.1136/bmj.b2535.

- Moola S, Munn Z, Tufanaru C, Aromataris E, Sears K, Sfetec R, Currie M, Lisy K, Qureshi R, Mattis P, Mu P-F. 2020. Chapter 7: systematic reviews of etiology and risk. In: *JBI Manual for Evidence Synthesis*. Adelaide: JBI DOI [10.46658/JBIMES-20-08](https://doi.org/10.46658/JBIMES-20-08).
- Nachar N. 2008. The Mann-Whitney U: a test for assessing whether two independent samples come from the same distribution. *Tutorials in Quantitative Methods for Psychology* 4(1):13–20 DOI [10.20982/tqmp.04.1.p013](https://doi.org/10.20982/tqmp.04.1.p013).
- Narin SO, Pinar L, Erbas D, Oztürk V, Idiman F. 2003. The effects of exercise and exercise-related changes in blood nitric oxide level on migraine headache. *Clinical Rehabilitation* 17(6):624–630 DOI [10.1191/0269215503cr657oa](https://doi.org/10.1191/0269215503cr657oa).
- Olesen J. 2018. Headache classification committee of the International Headache Society (IHS) The International Classification of Headache Disorders. *Cephalalgia* 38(1):1–211 DOI [10.1177/0333102417738202](https://doi.org/10.1177/0333102417738202).
- Oliveira AB, Bachi ALL, Ribeiro RT, Mello MT, Vaisberg M, Peres MFP. 2017. Exercise-induced change in plasma IL-12p70 is linked to migraine prevention and anxiolytic effects in treatment-naïve women: a randomized controlled trial. *Neuroimmunomodulation* 24(6):293–299 DOI [10.1159/000487141](https://doi.org/10.1159/000487141).
- Oliveira AB, Ribeiro RT, Mello MT, Tufik S, Peres MFP. 2019. Anandamide is related to clinical and cardiorespiratory benefits of aerobic exercise training in migraine patients: a randomized controlled clinical trial. *Cannabis and Cannabinoid Research* 4(4):275–284 DOI [10.1089/can.2018.0057](https://doi.org/10.1089/can.2018.0057).
- Overath CH, Darabaneanu S, Evers MC, Gerber W-D, Graf M, Keller A, Niederberger U, Schäl H, Siniatchkin M, Weisser B. 2014. Does an aerobic endurance programme have an influence on information processing in migraineurs? *The Journal of Headache and Pain* 15(1):11 DOI [10.1186/1129-2377-15-11](https://doi.org/10.1186/1129-2377-15-11).
- Pairo Z, Parnow AH, Sari-aslani P, Eslami R. 2016. Effect of moderate intensity aerobic exercise on migraine headache indexes and quality of life improvement in women with migraine. *Quarterly of Horizon of Medical Sciences* 22(4):291–297 DOI [10.18869/acadpub.hms.22.4.291](https://doi.org/10.18869/acadpub.hms.22.4.291).
- Parnow A, Pairo Z, Sariaslani P, Eslami R. 2016. Effect of high intensity aerobic exercise on migraine headache indexes and quality of life improvement in women with migraine. *Quarterly of Horizon of Medical Sciences* 22:291–297.
- Patel PS, Minen MT. 2019. Complementary and integrative health treatments for migraine. *Journal of Neuro-Ophthalmology* 39(3):360–369 DOI [10.1097/WNO.0000000000000841](https://doi.org/10.1097/WNO.0000000000000841).
- Probyn K, Bowers H, Caldwell F, Mistry D, Underwood M, Matharu M, Pincus T. 2017. Prognostic factors for chronic headache. *Neurology* 89(3):291–301 DOI [10.1212/WNL.0000000000004112](https://doi.org/10.1212/WNL.0000000000004112).
- Raichlen DA, Foster AD, Gerdeman GL, Seillier A, Giuffrida A. 2012. Wired to run: exercise-induced endocannabinoid signaling in humans and cursorial mammals with implications for the ‘runner’s high. *Journal of Experimental Biology* 215(8):1331–1336 DOI [10.1242/jeb.063677](https://doi.org/10.1242/jeb.063677).
- Rice D, Nijs J, Kosek E, Wideman T, Hasenbring MI, Koltyn K, Graven-Nielsen T, Polli A. 2019. Exercise-induced hypoalgesia in pain-free and chronic pain populations: state of the art and future directions. *The Journal of Pain* 20(11):1249–1266 DOI [10.1016/j.jpain.2019.03.005](https://doi.org/10.1016/j.jpain.2019.03.005).
- Robblee J, Starling AJ. 2019. SEEDS for success: lifestyle management in migraine. *Cleveland Clinic Journal of Medicine* 86(11):741–749 DOI [10.3949/ccjm.86a.19009](https://doi.org/10.3949/ccjm.86a.19009).
- Rodriguez-Rodriguez A, Blanco-Diaz M, Lopez-Diaz P, de la Fuente-Costa M, Sousa-Fraguas M, Escobio-Prieto I, Casaña J. 2021. Quality analysis of YouTube videos

- presenting pelvic floor exercises after prostatectomy surgery. *Journal of Personalized Medicine* **11**(9):920 DOI [10.3390/jpm11090920](https://doi.org/10.3390/jpm11090920).
- Saffi H, Do TP, Hansen JM, Dodick DW, Ashina M. 2020.** The migraine landscape on YouTube: a review of YouTube as a source of information on migraine. *Cephalalgia* **40**(12):1363–1369 DOI [10.1177/0333102420943891](https://doi.org/10.1177/0333102420943891).
- Salmon P. 2001.** Effects of physical exercise on anxiety, depression, and sensitivity to stress. *Clinical Psychology Review* **21**(1):33–61 DOI [10.1016/S0272-7358\(99\)00032-X](https://doi.org/10.1016/S0272-7358(99)00032-X).
- Santiago MDS, de Carvalho DS, Gabbai AA, Pinto MMP, Moutran ARC, Villa TR. 2014.** Amitriptyline and aerobic exercise or amitriptyline alone in the treatment of chronic migraine: a randomized comparative study. *Arquivos de Neuro-Psiquiatria* **72**(11):851–855 DOI [10.1590/0004-282X20140148](https://doi.org/10.1590/0004-282X20140148).
- Sathyaprabha T, Kisan R, Adoor M, Nalini A, Kutty B, ChindandaMurthy B, Sujana M, Rao R, Raju T. 2014.** Effect of yoga on migraine: a comprehensive study using clinical profile and cardiac autonomic functions. *International Journal of Yoga* **7**(2):126 DOI [10.4103/0973-6131.133891](https://doi.org/10.4103/0973-6131.133891).
- Schober P, Boer C, Schwarte LA. 2018.** Correlation coefficients. *Anesthesia & Analgesia* **126**(5):1763–1768 DOI [10.1213/ANE.0000000000002864](https://doi.org/10.1213/ANE.0000000000002864).
- Seok JI, Cho HI, Chung C-S. 2006.** From transformed migraine to episodic migraine: reversion factors. *Headache: The Journal of Head and Face Pain* **46**(7):1186–1190 DOI [10.1111/j.1526-4610.2006.00509.x](https://doi.org/10.1111/j.1526-4610.2006.00509.x).
- Singh AG, Singh S, Singh PP. 2012.** YouTube for information on rheumatoid arthritis—a wakeup call? *The Journal of Rheumatology* **39**(5):899–903 DOI [10.3899/jrheum.111114](https://doi.org/10.3899/jrheum.111114).
- Song T-J, Chu MK. 2021.** Exercise in treatment of migraine including chronic migraine. *Current Pain and Headache Reports* **25**(3):14 DOI [10.1007/s11916-020-00929-w](https://doi.org/10.1007/s11916-020-00929-w).
- Sterne JAC, Savović J, Page MJ, Elbers RG, Blencowe NS, Boutron I, Cates CJ, Cheng H-Y, Corbett MS, Eldridge SM, Emberson JR, Hernán MA, Hopewell S, Hróbjartsson A, Junqueira DR, Jüni P, Kirkham JJ, Lasserson T, Li T, McAleenan A, Reeves BC, Shepperd S, Shrier I, Stewart LA, Tilling K, White IR, Whiting PF, Higgins JPT. 2019.** RoB 2: a revised tool for assessing risk of bias in randomised trials. *BMJ* **366**:l4898 DOI [10.1136/bmj.l4898](https://doi.org/10.1136/bmj.l4898).
- Stewart WF, Lipton RB, Dowson AJ, Sawyer J. 2001.** Development and testing of the Migraine Disability Assessment (MIDAS) Questionnaire to assess headache-related disability. *Neurology* **56**(Supplement 1):S20–S28 DOI [10.1212/WNL.56.suppl_1.S20](https://doi.org/10.1212/WNL.56.suppl_1.S20).
- Stone PW. 2002.** Popping the (PICO) question in research and evidence-based practice. *Applied Nursing Research* **15**(3):197–198 DOI [10.1053/apnr.2002.34181](https://doi.org/10.1053/apnr.2002.34181).
- Stovner LJ, Nichols E, Steiner TJ, Abd-Allah F, Abdelalim A, Al-Raddadi RM, Ansha MG, Barac A, Bensenor IM, Doan LP, Edessa D, Endres M, Foreman KJ, Gankpe FG, Gopalkrishna G, Goulart AC, Gupta R, Hankey GJ, Hay SI, Hegazy MI, Hilawe EH, Kasaeian A, Kassa DH, Khalil I, Khang Y-H, Khubchandani J, Kim YJ, Kokubo Y, Mohammed MA, Mokdad AH, Moradi-Lakeh M, Nguyen HLT, Nirayo YL, Qorbani M, Ranta A, Roba KT, Safiri S, Santos IS, Satpathy M, Sawhney M, Shiferaw MS, Shiue I, Smith M, Szoek CE, Truong NT, Venketasubramanian N, Gidey WK, Westerman R, Wijeratne T, Tran BX, Yonemoto N, Feigin VL, Vos T, Murray CJL. 2018.** Global, regional, and national burden of migraine and tension-type headache, 1990–2016: a systematic analysis for the Global Burden of Disease Study 2016. *The Lancet Neurology* **17**(11):954–976 DOI [10.1016/S1474-4422\(18\)30322-3](https://doi.org/10.1016/S1474-4422(18)30322-3).

- Suso-Martí L, Swann A, Cuenca-Martínez F. 2019. Tratamiento de fisioterapia multimodal basado en un paradigma bioconductorial en el abordaje de migraña crónica: Estudio de un caso. *Journal of Move and Therapeutic Science* 1:28–36 DOI 10.37382/JOMTS.VIII.11.
- Tepper SJ. 2015. Nutraceutical and other modalities for the treatment of headache. *CONTINUUM: Lifelong Learning in Neurology* 21(1–2):1018–1031 DOI 10.1212/CON.0000000000000211.
- Trivedi MH, Greer TL, Church TS, Carmody TJ, Grannemann BD, Galper DI, Dunn AL, Earnest CP, Sunderajan P, Henley SS, Blair SN. 2011. Exercise as an augmentation treatment for nonremitted major depressive disorder. *The Journal of Clinical Psychiatry* 72(5):677–684 DOI 10.4088/JCP.10m06743.
- Varangot-Reille C, Suso-Martí L, Romero-Palau M, Suárez-Pastor P, Cuenca-Martínez F. 2021. Effects of different therapeutic exercise modalities on migraine or tension-type headache: a systematic review and meta-analysis with a replicability analysis. *The Journal of Pain* 23(7):1099–1122 DOI 10.1016/j.jpain.2021.12.003.
- Varkey E, Cider Å, Carlsson J, Linde M. 2009. A study to evaluate the feasibility of an aerobic exercise program in patients with migraine. *Headache: The Journal of Head and Face Pain* 49(4):563–570 DOI 10.1111/j.1526-4610.2008.01231.x.
- Varkey E, Cider Å, Carlsson J, Linde M. 2011. Exercise as migraine prophylaxis: a randomized study using relaxation and topiramate as controls. *Cephalalgia* 31(14):1428–1438 DOI 10.1177/0333102411419681.
- Villafañe JH, Cantero-Tellez R, Valdes K, Usuelli FG, Berjano P. 2018. Educational quality of YouTube videos in thumb exercises for carpometacarpal osteoarthritis: a search on current practice. *Hand* 13(6):715–719 DOI 10.1177/1558944717726139.
- Vos T, Abajobir AA, Abate KH, Abbafati C, Abbas KM, Abd-Allah F, Abdulkader RS, Abdulle AM, Abebo TA, Abera SF, Aboyans V, Abu-Raddad LJ, Ackerman IN, Adamu AA, Adetokunboh O, Afarideh M, Afshin A, Agarwal SK, Aggarwal R, Agrawal A, Agrawal S, Ahmadi H, Ahmed MB, Aichour MTE, Aichour AN, Aichour I, Aiyar S, Akinyemi RO, Akseer N, Al Lami FH, Alahdab F, Al-Aly Z, Alam K, Alam N, Alam T, Alasfoor D, Alene KA, Ali R, Alizadeh-Navaei R, Alkerwi A, Alla F, Allebeck P, Allen C, Al-Maskari F, Al-Raddadi R, Alsharif U, Alsowaidi S, Altirkawi KA, Amare AT, Amini E, Ammar W, Amoako YA, Andersen HH, Antonio CAT, Anwari P, Ärnlöv J, Artaman A, Aryal KK, Asayesh H, Asgedom SW, Assadi R, Atey TM, Atnafo NT, Atre SR, Avila-Burgos L, Avokphako EFGA, Awasthi A, Bacha U, Badawi A, Balakrishnan K, Banerjee A, Bannick MS, Barac A, Barber RM, Barker-Collo SL, Bärnighausen T, Barquera S, Barregard L, Barrero LH, Basu S, Battista B, Battle KE, Baune BT, Bazargan-Hejazi S, Beardsley J, Bedi N, Beghi E, Béjot Y, Bekele BB, Bell ML, Bennett DA, Bensenor IM, Benson J, Berhane A, Berhe DF, Bernabé E, Betsu BD, Beuran M, Beyene AS, Bhala N, Bhansali A, Bhatt S, Bhutta ZA, Biadgilign S, Bicer BK, Bienhoff K, Bikbov B, Birungi C, Biryukov S, Bisanzio D, Bizuayehu HM, Boneya DJ, Boufous S, Bourne RRA, Brazinova A, Brugha TS, Buchbinder R, Bulto LNB, Bumgarner BR, Butt ZA, Cahuana-Hurtado L, Cameron E, Car M, Carabin H, Carapetis JR, Cárdenas R, Carpenter DO, Carrero JJ, Carter A, Carvalho F, Casey DC, Caso V, Castañeda-Orjuela CA, Castle CD, Catalá-López F, Chang H-Y, Chang J-C, Charlson FJ, Chen H, Chibalabala M, Chibueze CE, Chisumpa VH, Chittheer AA, Christopher DJ, Ciobanu LG, Cirillo M, Colombara D, Cooper C, Cortesi PA, Criqui MH, Crump JA, Dadi AF, Dalal K, Dandona L, Dandona R, das Neves J, Davitoiu DV, de Courten B, De DLD, Defo BK, Degenhardt L, Deiparine S, Dellavalle RP, Deribe K, Des Jarlais DC, Dey S, Dharmaratne SD, Dhillon PK, Dicker D, Ding EL, Djalalinia S, Do HP, Dorsey ER, dos Santos KPB, Douwes-Schultz D, Doyle KE, Driscoll TR, Dubey M, Duncan BB, El-Khatib ZZ, Ellerstrand J, Enayati A, Endries AY, Ermakov SP,

- Erskine HE, Eshrati B, Eskandarieh S, Esteghamati A, Estep K, Fanuel FBB, Farinha CSES, Faro A, Farzadfar F, Fazeli MS, Feigin VL, Fereshtehnejad S-M, Fernandes JC, Ferrari AJ, Feyissa TR, Filip I, et al. 2017. Global, regional, and national incidence, prevalence, and years lived with disability for 328 diseases and injuries for 195 countries, 1990–2016: a systematic analysis for the Global Burden of Disease Study 2016. *The Lancet* **390**:1211–1259 DOI [10.1016/S0140-6736\(17\)32154-2](https://doi.org/10.1016/S0140-6736(17)32154-2).
- Wells RE, Beuthin J, Granetzke L. 2019. Complementary and integrative medicine for episodic migraine: an update of evidence from the last 3 years. *Current Pain and Headache Reports* **23**(2):10 DOI [10.1007/s11916-019-0750-8](https://doi.org/10.1007/s11916-019-0750-8).
- Wells G, Shea B, O’Connell D, Peterson J, Welch V, Losos M, Tugwell P. 2014. The Newcastle-Ottawa Scale (NOS) for assessing the quality of nonrandomised studies in meta-analyses. Available at https://www.ohri.ca/programs/clinical_epidemiology/oxford.asp.
- Wewege MA, Booth J, Parmenter BJ. 2018. Aerobic vs. resistance exercise for chronic non-specific low back pain: a systematic review and meta-analysis. *Journal of Back and Musculoskeletal Rehabilitation* **31**(5):889–899 DOI [10.3233/BMR-170920](https://doi.org/10.3233/BMR-170920).
- Whiting P, Savović J, Higgins JPT, Caldwell DM, Reeves BC, Shea B, Davies P, Kleijnen J, Churchill R. 2016. ROBIS: a new tool to assess risk of bias in systematic reviews was developed. *Journal of Clinical Epidemiology* **69**:225–234 DOI [10.1016/j.jclinepi.2015.06.005](https://doi.org/10.1016/j.jclinepi.2015.06.005).
- Woldeamanuel YW, Cowan RP. 2016. The impact of regular lifestyle behavior in migraine: a prevalence case-referent study. *Journal of Neurology* **263**(4):669–676 DOI [10.1007/s00415-016-8031-5](https://doi.org/10.1007/s00415-016-8031-5).
- Wren AA, Wright MA, Carson JW, Keefe FJ. 2011. Yoga for persistent pain: new findings and directions for an ancient practice. *Pain* **152**(3):477–480 DOI [10.1016/j.pain.2010.11.017](https://doi.org/10.1016/j.pain.2010.11.017).
- Wu Q, Liu P, Liao C, Tan L. 2022. Effectiveness of yoga therapy for migraine: a meta-analysis of randomized controlled studies. *Journal of Clinical Neuroscience* **99**(2):147–151 DOI [10.1016/j.jocn.2022.01.018](https://doi.org/10.1016/j.jocn.2022.01.018).