

## EDGE ARTICLE

Cite this: *Chem. Sci.*, 2023, 14, 955

All publication charges for this article have been paid for by the Royal Society of Chemistry

Received 18th September 2022

Accepted 19th December 2022

DOI: 10.1039/d2sc05188e

rsc.li/chemical-science

Pd(II)-catalyzed  $\beta$ - and  $\gamma$ -C(sp<sup>3</sup>)-H dienylation with allenyl acetates†Rahul K. Shukla, Akshay M. Nair  and Chandra M. R. Volla \*

Recent years have seen the emergence of transition metal catalyzed C–H activation as a powerful synthetic tool in organic chemistry. Allenes have fascinated synthetic chemists due to their unique reactivity. While directing group assisted functionalization of C(sp<sup>2</sup>)-H bonds with allenenes is well documented in the literature, their coupling with more challenging aliphatic C(sp<sup>3</sup>)-H bonds remains elusive. In this regard, we hereby report a Pd(II) catalyzed 8-aminoquinoline directed aliphatic C(sp<sup>3</sup>)-H dienylation protocol using allenyl acetates. A variety of carboxylic acids including fatty acids and amino acids were efficiently functionalized at  $\beta$  and  $\gamma$ -positions to afford diversely functionalized 1,3-dienes. Preliminary mechanistic studies revealed the crucial role of the base in the success of the transformation. The reaction proceeds via regioselective 2,3-migratory insertion of the allene with the alkylpalladium(II) species followed by  $\beta$ -acetoxy elimination.

## Introduction

For all the myriad advancements in modern synthetic chemistry, the development of selective C–H bond functionalization remains an attractive challenge.<sup>1–3</sup> Tremendous progress has been achieved in this area employing  $\pi$ -systems like alkenes and alkynes as coupling partners. In comparison, the study of allenenes in transition metal catalyzed C–H activation reactions is mired with several obscurities and is less explored. The presence of two orthogonal double bonds in allenenes leads to a variety of selectivity issues like chemo-, stereo-, regio- and positional selectivities (Scheme 1a, left).<sup>4</sup> At the same time, addressing these issues would enable rapid access to molecular complexity from fairly simple precursors.<sup>5–9</sup> As a result, although challenging, the study of allenenes is quite rewarding and has long intrigued synthetic chemists. Efforts in this direction have led to elegant reports wherein allenenes have been used as multifaceted coupling partners in transition metal catalyzed C(sp<sup>2</sup>)-H activations *via* the judicious choice of the metal catalysts and substituents.<sup>10,11</sup> The selective functionalization of one of the double bonds of allenenes based on the reaction conditions resulted in a variety of reaction outcomes like annulation, alkenylation and allylation.<sup>12–29</sup>

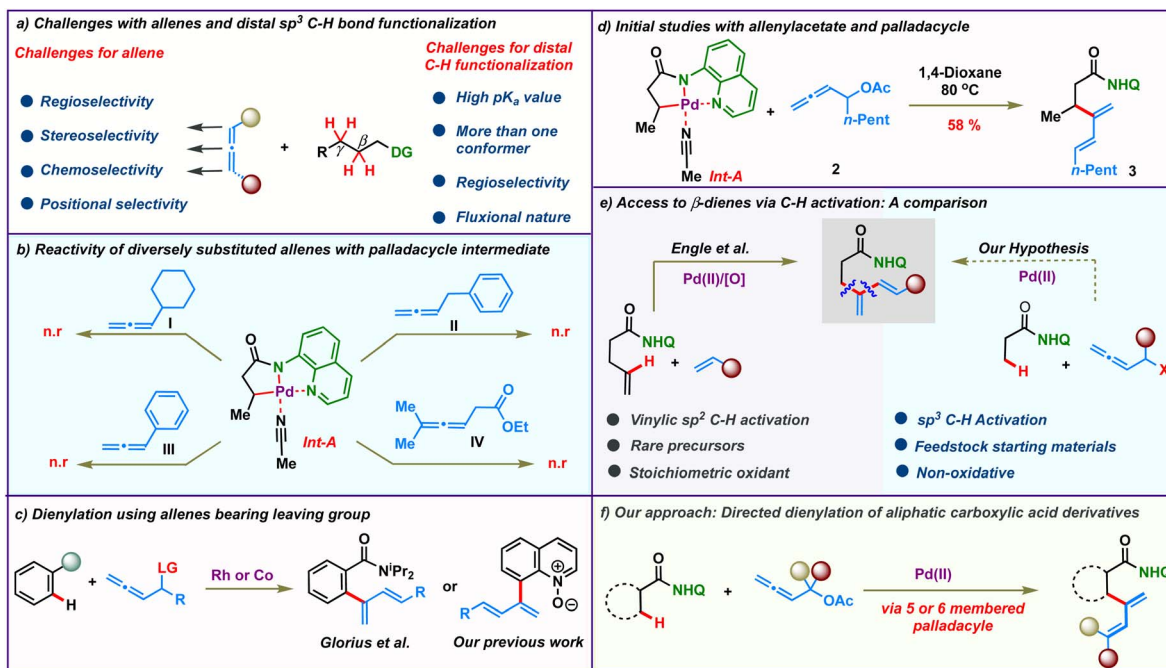
On the other hand, the low reactivity and non-polar character of aliphatic C(sp<sup>3</sup>)-H bonds along with the formation of conformationally feeble complexes post C–H activation make

C(sp<sup>3</sup>)-H functionalization quite challenging (Scheme 1a, right).<sup>30–48</sup> Consequently it is not surprising that the coupling of distal aliphatic C(sp<sup>3</sup>)-H bonds with allenenes remains unreported and hence is an unanswered problem. To study this, we envisioned to probe the reactivity of allenenes having different substituents in Pd-catalyzed C(sp<sup>3</sup>)-H bond activation. Initially, a palladacycle **Int-A** was isolated by treating 8-aminoquinoline butanamide **1** with stoichiometric Pd(OAc)<sub>2</sub>. Subsequently, we investigated the stoichiometric reactivity of the palladacycle **Int-A** with a variety of allenenes to identify the best substrate combination (Scheme 1b). Allenenes like cyclohexyllallene, phenyllallene, benzylallene, and allenyl ester failed to react with **Int-A** under various reaction conditions. We postulated that the complexes resulting from the carbopalladation of **Int-A** onto these allenenes would have lacked sufficient conformational stability to afford further reactions. We then envisioned that allenenes bearing a heteroatom like oxygen at the  $\alpha$ -position could facilitate the migratory insertion by the coordinative interaction with the metal centre. These allenenes were illustrated by Glorius and co-workers for Rh(III)-catalyzed *ortho*-dienylation of benzamides.<sup>20</sup> We have also engaged these allenenes to access C-8 dienylylated quinoline-*N*-oxides under Co(III)-catalysis (Scheme 1c).<sup>21</sup> So, we proceeded to study the reactivity of allenenes bearing heteroatoms with **Int-A** hoping that the coordination of the heteroatom with the palladium post migratory insertion would provide some stability to the resulting palladacycle. Indeed, to our delight,  $\beta$ -dienylylated derivative **3** was isolated in 58% when **Int-A** was reacted with allenyl acetate **2** in 1,4-dioxane at 80 °C (Scheme 1d). These initial results motivated us to further probe the catalytic version of the  $\beta$ -C(sp<sup>3</sup>)-H dienylation protocol.

Department of Chemistry, Indian Institute of Technology Bombay, Powai, Mumbai 400076, India. E-mail: Chandra.volla@chem.iitb.ac.in

† Electronic supplementary information (ESI) available. CCDC 2095998, 2095999 and 2096002. For ESI and crystallographic data in CIF or other electronic format see DOI: <https://doi.org/10.1039/d2sc05188e>





Scheme 1 Challenges, initial studies, earlier work and overview of the work.

Meanwhile, very few functionalities can rival the practicality offered by 1,3-dienes as building blocks in synthetic organic chemistry.<sup>49–53</sup> Historically, they have been a linchpin in many of the most celebrated synthetic transformations like [4 + 2]-cycloaddition and other pericyclic reactions. Additionally, they are also found in the core of a plethora of commercially important molecules like natural products, drugs and advanced materials. Traditionally, they are synthesized using protocols like Wittig olefinations or cross coupling reactions.<sup>54–57</sup> Recent years have witnessed the emergence of elegant alternative methodologies to access 1,3-dienes.<sup>58–61</sup> However, these protocols suffer from the need for pre-functionalized substrates like boronic acids, halides or pseudohalides. Direct C–H activation to access dienes would bypass the need for such functionalized molecules and such an elegant protocol was realized by Engle's group in 2018 (Scheme 1e, left).<sup>62</sup> They described an 8-aminoquinoline directed, oxidative Pd(II)-catalyzed C(alkenyl)–H olefination of alkenyl amides to access  $\beta$ -dienylated carboxylic acid derivatives. Though elegant, this protocol relied on the use of rare alkenyl carboxylic amides which require up to 5 steps for their synthesis. Furthermore, their protocol was limited for activated alkenes and require 3 equiv. of oxidants. We anticipated that similar  $\beta$ -dienylated acid derivatives with simple aryl or alkyl substituents could be directly obtained by C(sp<sup>3</sup>)–H dienylation of aliphatic carboxylic amides employing allenes. The feedstock availability of aliphatic carboxylic acids as petrochemical by-products, fatty acids and amino acids would make such a protocol highly pertinent and attractive (Scheme 1e, right). In this regard, we hereby report a Pd(II) catalyzed distal  $\beta$ - and  $\gamma$ -C(sp<sup>3</sup>)–H dienylation of aliphatic carboxylic acid derivatives employing allenyl acetates (Scheme 1f). Bypassing the need for stoichiometric oxidants makes the process more alluring. The reaction proceeds

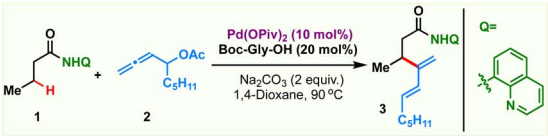
via 2,3-migratory insertion of allenes with the C–H activated palladacycle, which then undergoes facile  $\beta$ -acetoxy elimination to afford the corresponding dienes.

## Results and discussion

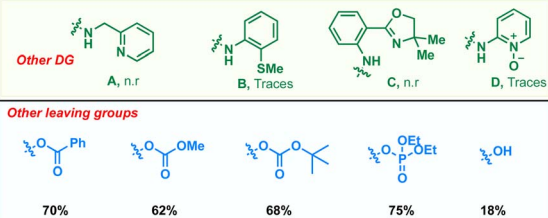
### Optimization of the reaction

To realize an efficient catalytic C(sp<sup>3</sup>)–H dienylation protocol, 8-aminoquinoline butanamide **1** and allenyl acetate **2** were chosen as the model substrates (Table 1). Captivatingly,  $\beta$ -mono-dienylated compound **3** was observed in 30% yield when a mixture of **1** (1 equiv.) and **2** (1.5 equiv.) was treated with 10 mol% Pd(OAc)<sub>2</sub> and 2 equiv. of Ag<sub>2</sub>CO<sub>3</sub> in 1,4-dioxane at 90 °C. Encouraged by this, extensive optimization of various reaction parameters like the solvent, base, ligand and catalyst was carried out (see the ESI† for the full optimization details of each parameter). We found that the reaction of **1** with **2** in the presence of Pd(OPiv)<sub>2</sub> (10 mol%), Boc–Gly–OH (20 mol%) and Na<sub>2</sub>CO<sub>3</sub> (2 equiv.) in 1,4-dioxane at 90 °C is optimal, furnishing the product **3** in 78% isolated yield (entry 1). Other ligands like 2,2-bpy, 1,10-phen, and collidine led to inferior yields (entry 2). Substituting Pd(OPiv)<sub>2</sub> with other Pd(II) salts was found to be deleterious for the transformation (entry 3). 1,4-Dioxane was found to be the most optimal solvent as reduced yields were observed in the case of other solvents like MeCN, HFIP, DCM and xylene (entry 4). Increasing or decreasing the reaction temperature from 90 °C also led to inferior yields (entries 6 and 7). The reaction failed to proceed in the absence of the palladium catalyst and only 40% of the product was isolated in the absence of the base (entries 8 and 9). Other bidentate directing groups failed to deliver the corresponding products under the standard conditions indicating that 8-aminoquinoline is the ideal directing

Table 1 Optimization of the reaction parameters



| Entry | Variation from standard conditions                          | Yield <sup>a</sup> (%)     |
|-------|---|----------------------------|
| 1     | <b>None</b>   | <b>80 (78)<sup>b</sup></b> |
| 2     | 2,2-Bpy, collidine, and Fmoc-Gly-OH as ligands              | <70                        |
| 3     | Pd(OTf) <sub>2</sub> and Pd(acac) <sub>2</sub> as catalysts | <45                        |
| 4     | Acetonitrile, HFIP, xylene, and DCM as solvents             | <49                        |
| 5     | NaOPiv, NaOAc, and KOAc as bases                            | <35                        |
| 6     | 80 °C   | 71                         |
| 7     | 100 °C  | 75                         |
| 8     | Without Pd(II)  | Trace                      |
| 9     | Without a base  | 40                         |

<sup>a</sup> Yield is based on <sup>1</sup>H-NMR using 1,3,5-trimethoxybenzene as an internal standard. <sup>b</sup> Yield in parenthesis refers to isolated yield.

group for the transformation. Finally other leaving groups on the allene such as hydroxy, benzoate, methyl carbonate, -OBoc and phosphonate were found to be inferior as compared to acetate, furnishing reduced yields of the diene **3**.

### Substrate scope of $\beta$ -sp<sup>3</sup>-C-H dienylation

After having the optimized conditions in hand, we proceeded to probe the substrate scope of the protocol (Scheme 2). Initially, we studied the reactivity of various aliphatic acid derivatives **1** with allenyl acetate **2**. Gratifyingly, we found that a variety of biologically relevant fatty acids like butyric acid, propionic acid, caproic acid, lauric acid, myristic acid, palmitic acid and oleic acid could be effortlessly converted to their corresponding  $\beta$ -dienylated derivatives **3–9** in moderate to good yields 50–78%. 11-Bromoundecanoic acid delivered the corresponding product **10** in 70%. Subsequently, the reactivity of various substituted 4-phenyl butanoic amides was tested and the corresponding products **11–13** were obtained in moderate to good yields (64–70%). Additionally, 3-phenyl propionic amide delivered the corresponding diene **14** in 64%. Functionalized acids like GABA (neurotransmitter) and glutaric acid (metabolite) upon appropriate protection also yielded the corresponding  $\beta$ -dienes **15** and **16** in good yields. To our delight, allenes bearing diverse alkyl chains such as linear, branched and cyclic were found to be amenable substrates in our protocol furnishing the products **17–20** in 48–70% yields. Phenyl substituted diene **21** was obtained in 58% from the corresponding allene. Delectably, mono-substituted butadienes **22** &

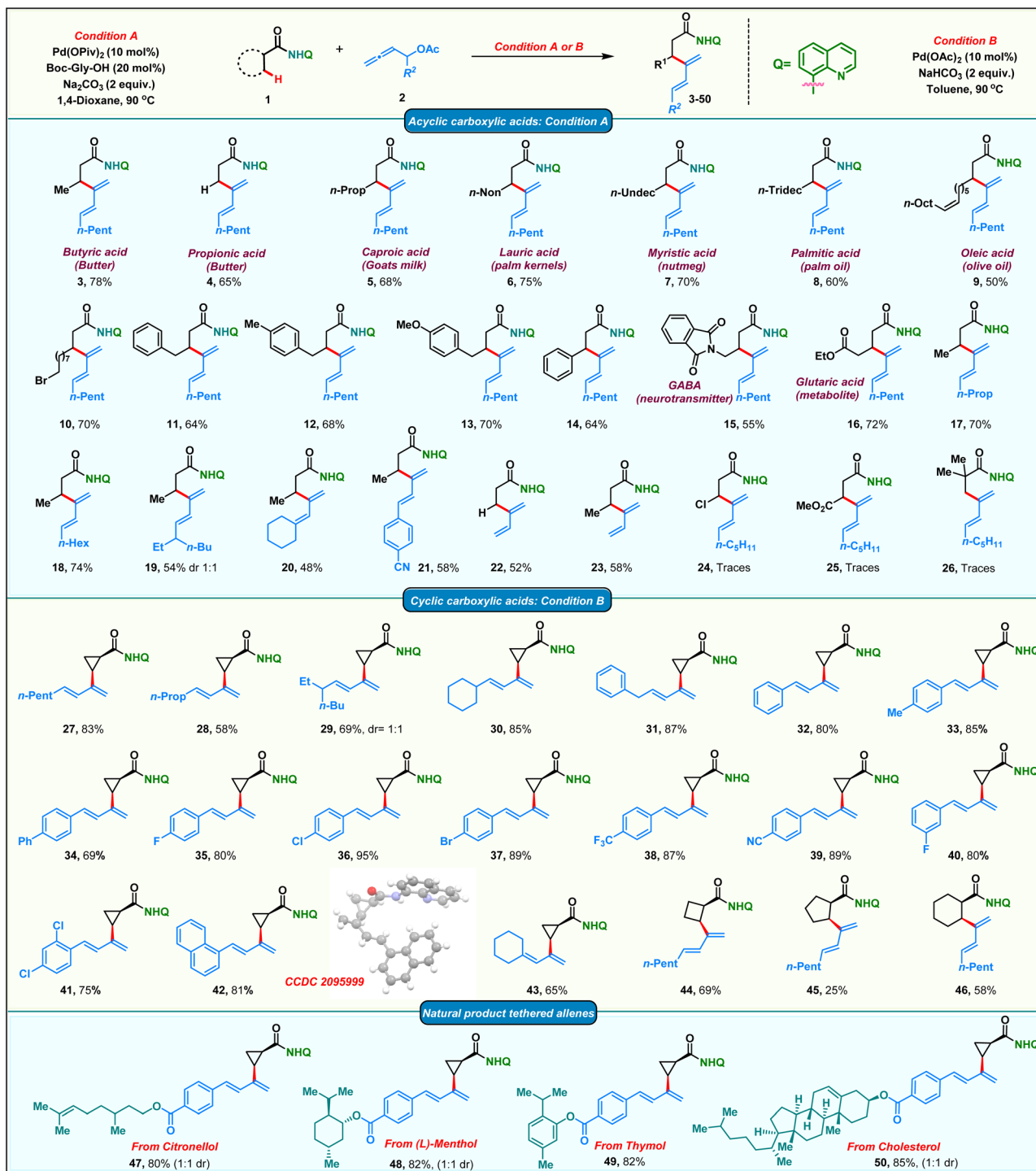
**23** were obtained in moderate yields from unsubstituted allenyl acetate. Amide bearing electron withdrawing groups at the  $\beta$ -carbon failed to furnish the corresponding products **24** & **25**. Furthermore, no product **26** formation was observed in the case of the pivaloylamide derivative, due to high steric bulk on the  $\alpha$ -carbon, which would impede the C–H activation step.

### Substrate scope of cyclic carboxamides

On the other hand, the smallest carbocycle: cyclopropane, is found in the core of a variety of commercially important molecules like pharmaceuticals, natural products, agrochemicals and functional materials. Consequently, there is a growing demand for the synthesis of multisubstituted cyclopropanes. The synthesis of *trans*-disubstituted cyclopropanes is well documented in the literature. However, the corresponding *cis*-isomers require more exotic methods. Directing group assisted C–H functionalization has emerged as a versatile technology in recent years to access *cis*-disubstituted cyclopropanes.<sup>63</sup> In this regard, we proceeded to carry out palladium catalyzed dienylation of an amide derived from cyclopropane carboxylic acid. To our delight, *cis*-dienylated product **27** was isolated in excellent yield under slightly modified conditions (see the ESI† for the optimization details). Encouraged by this, we screened the reactivity of a variety of substituted allenes with cyclopropane amide. Allenes bearing linear, branched and cyclic alkyl chains furnished the corresponding products **28–30** in appreciable yields. Diene **31** was obtained in 87% yield when a benzyl-substituted allene was employed. The dienylation of the methylene C–H bond of a cyclopropane with allenes bearing electronically varied phenyl rings was also found to be amenable affording the corresponding 2-cyclopropyl, arylated 1,3-dienes **32–42** in good to excellent 69–95% yields. Consequently, the protocol was extended to functionalize  $\beta$ -methylene C(sp<sup>3</sup>)-H bonds of four to six-membered cyclic carboxamides to isolate mono-dienylated products **44–46** in 25–69% yield with exclusively *cis*-stereochemistry. Furthermore, we found that the protocol was amenable for the late-stage modifications of complex natural products. Allenes tethered to citronellol, menthol, thymol and cholesterol afforded the corresponding dienes **47–50** in good yields adding significant value to the protocol.

### Substrate scope of $\gamma$ -sp<sup>3</sup>-C-H dienylation

Recently, selective  $\gamma$ -sp<sup>3</sup>-C–H activation reactions have emerged as powerful strategies to carry out distal functionalizations. The formation of six membered metallacycle intermediates is typically less favored in comparison to five membered metallacycles, which adds significant challenges. Inspired by this, we proceeded to probe the scope of our current  $\gamma$ -sp<sup>3</sup>-C–H dienylation with carboxamides, which are sterically hindered at  $\beta$ -carbon. Thus, exploration began with the 8-aminoquinoline amide derived from 3,3-dimethylbutanoic acid **51**, which under our standard reaction conditions provided mono- $\gamma$ -dienylation products **52** & **53** in 67% and 50% yields respectively (Scheme 3). Since  $\alpha$ -amino acids form the basis of life and biological research, the incorporation of a new functionality onto them which can alter their properties would be of tremendous value. Under the present reaction conditions, amides derived from  $\alpha$ -amino acids possessing primary  $\gamma$ -C–H

Scheme 2 Scope of  $\beta$ -sp<sup>3</sup>-C–H dienylation.

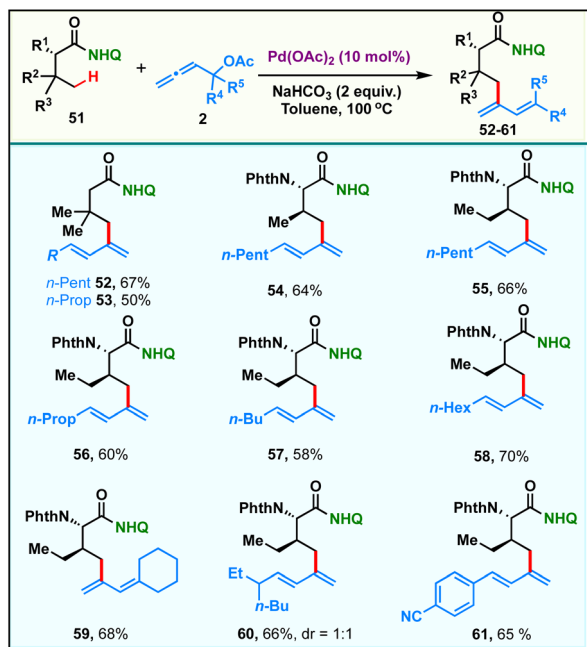
bonds, like L-valine and L-isoleucine, afforded the respective  $\gamma$ -selective dienylation products 54–61 in good to moderate yields.

### Synthetic utility of the protocol

After successfully establishing the scope of the developed protocol, we proceeded to probe its practicality. We carried out a step-economical one-pot multicomponent reaction

comprising the installation of the bidentate directing group followed by Pd(II)-catalyzed sp<sup>3</sup>-C–H activation and  $\beta$ -dienylation. Accordingly, the reaction of a mixture of aliphatic/cyclic acid chloride 62, 8-aminoquinoline with allenyl acetate 2 in the presence of 10 mol% Pd(OAc)<sub>2</sub> and 2 equiv. of NaHCO<sub>3</sub> in toluene at 90 °C, directly afforded the corresponding  $\beta$ -C–H dienylation *N*-(quinolin-8-yl)carboxamide derivatives in moderate yields (Scheme 4a). We were also able to develop

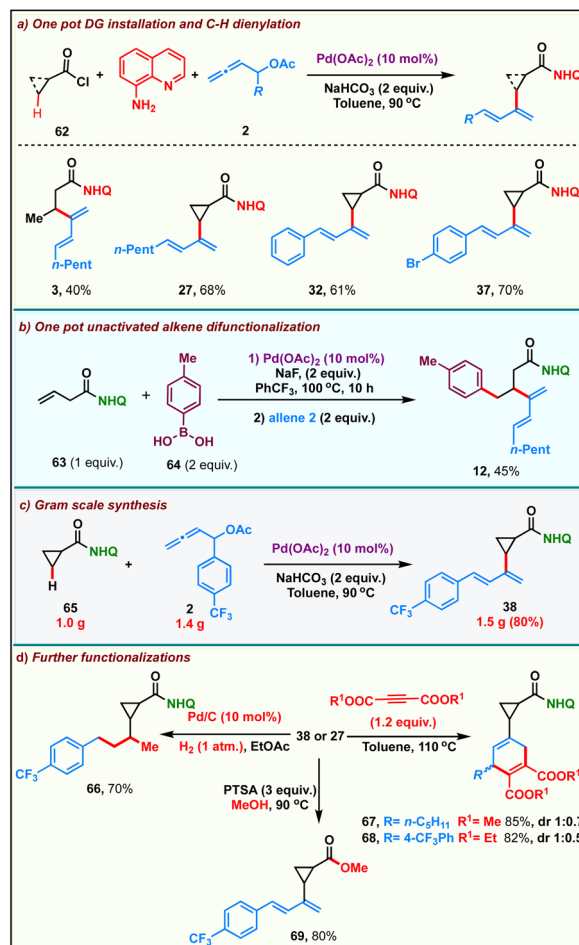


Scheme 3 Scope of  $\gamma$ - $\text{sp}^3$ -C-H dienylation.

a one-pot palladium catalyzed hydroarylation/dienylation sequence onto the alkenyl carboxamide derivative **63** to furnish the product **12** in 45% over two steps (Scheme 4b). The reaction could be scaled up without appreciable loss in the yields of the product: 1.0 g of cyclopropyl benzamide **65** upon reaction with 1.4 g of allene **2** delivered 1.5 g of diene **38** in 80% (Scheme 4c). Furthermore, we found that the dienes could participate in a variety of transformations (Scheme 4d). Catalytic hydrogenation of diene **38** afforded 1-phenyl 3-cyclopropyl butane derivative **66** in 70%. We found that the diene could effortlessly participate in the Diels–Alder reaction with alkynes affording the adducts **67** and **68** in 85% and 82% respectively. The amide could be alcoholized under acidic conditions to deliver the ester **69** in 80%.

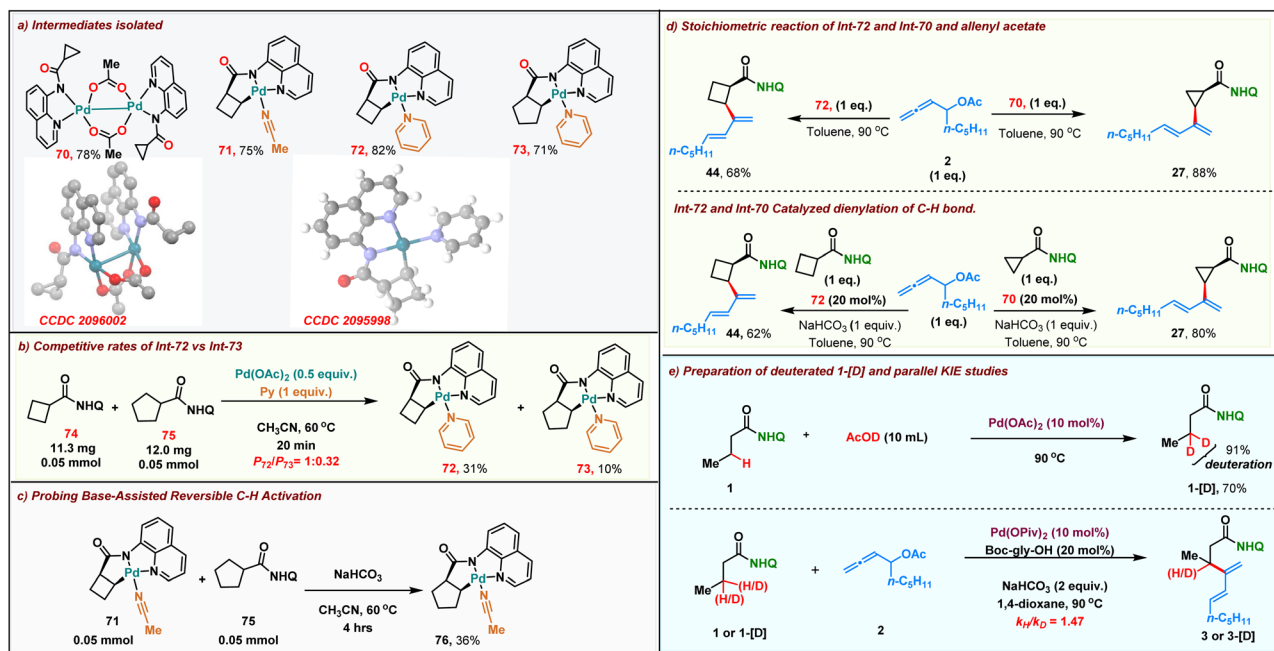
### Preliminary mechanistic studies

We then proceeded to carry out preliminary studies to shed light onto the reaction mechanism. Initially we proceeded to synthesize the alkyl palladium reactive intermediates involved in our reaction. A stoichiometric reaction of cyclopropyl amide and  $\text{Pd}(\text{OAc})_2$  in acetonitrile resulted in the formation of dimeric palladium complex **70** within 20 min at room temperature. The structure of the dimeric palladium complex was unambiguously confirmed by single-crystal X-ray crystallography. Furthermore, we performed a stoichiometric reaction of cyclobutyl and cyclopentyl amides with  $\text{Pd}(\text{OAc})_2$ , resulting in the formation of the corresponding five-membered palladacycle intermediate **71–73** (Scheme 5a). We then compared the rate of formation of the intermediates **72** & **73** with stoichiometric  $\text{Pd}(\text{OAc})_2$ . As expected, the more reactive cyclo-butane ring C–H bond led to the formation of **72** faster than **73** (31% vs. 10% in crude NMR) (Scheme 5b). To study the role of the base in the reaction, alkyl palladium



Scheme 4 One-pot synthesis, scale-up and further functionalizations.

complex **71** derived from cyclobutane amide was reacted with cyclopentyl carboxamide **75** in the absence and presence of a base. Remarkably, the formation of the aryl palladium complex **76** (36% yield in crude NMR) was observed when  $\text{NaHCO}_3$  was employed as the base (Scheme 5c). Meanwhile in the absence of  $\text{NaHCO}_3$ , we failed to detect the formation of complex **76**. These results confirm that palladacycle formation is readily reversible under the reaction conditions. Both the dimeric intermediate **70** and the five-membered palladacycle **72** upon reacting with the allenyl acetate **2** in toluene at  $90^\circ\text{C}$  furnished the corresponding dienes **27** and **44** in 88% and 68% yields, respectively (Scheme 5d, top). Furthermore, both the  $\text{Pd}(\text{II})$ -intermediates were also found to be catalytically competent for the dienylation protocol in the presence of 1 equiv. of  $\text{NaHCO}_3$  (Scheme 5d, bottom). This indicated that both the dimeric and palladacycle intermediates **70** and **72** were chemically and kinetically compatible with the reaction. To further probe the mechanism, we proceeded to carry out parallel kinetic isotopic studies, for which  $\beta$ -deuterated **1**-[D] was synthesized in 70% yield with 91% deuterium incorporation by treating **1** with AcOD under Pd catalysis. Parallel kinetic experiments were then performed with **1** and **1**-[D] which revealed a  $k_{\text{H}}/k_{\text{D}}$  value of 1.47, indicating that the C–H activation



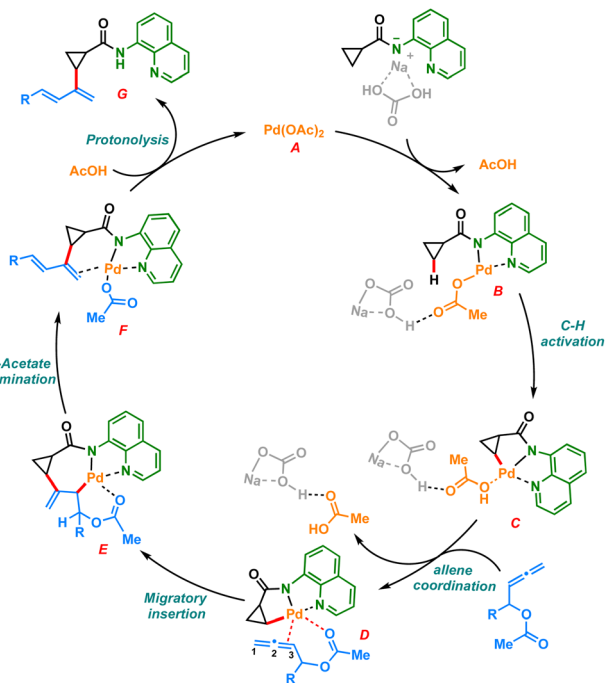
Scheme 5 Isolation of intermediates and mechanistic studies.

might not be involved in the rate determining step in the reaction.

### Proposed reaction mechanism

Based on previous literature and our mechanistic studies, the  $\text{sp}^3$  C-H dienylation reaction of carboxamide is likely to start with substrate catalyst binding, forming the intermediate B (Scheme

6). The amino quinoline directed C-H activation assisted by the base would form a five membered palladacycle intermediate C. The palladacycle C coordinates with allenyl acetate to form the intermediate D, which undergoes selective 2,3 migratory insertion and generates the  $\sigma$ -allyl palladium species E. The intermediate E upon  $\beta$ -acetoxy elimination could furnish the desired dienyated product G after the protonation of F.



Scheme 6 Plausible mechanism.

## Conclusion

In conclusion, we have developed an efficient Pd(II)-catalyzed dienylation of aliphatic  $\text{C}(\text{sp}^3)\text{-H}$  bonds with allenyl acetates using 8-aminoquinoline as the directing group. A variety of aliphatic carboxylic acid derivatives were efficiently functionalized at b- and g-positions to afford diversely functionalized 1,3-dienes. The feedstock availability of carboxylic acids coupled with the fact that the current reaction was amenable to a variety of biologically and commercially important carboxylic acids adds to the value of this protocol. Delectably, the reaction was found to be scalable and the products could be further diversified efficiently. Detailed mechanistic studies signified the crucial roles of the base. The reaction proceeds *via* a sequence of regioselective 3,2-migratory insertion of alkyl palladium species onto the allene followed by  $\beta$ -acetoxy elimination to furnish the corresponding products.

## Data availability

All data supporting the findings of this study are available within the article and the ESI.† Crystallographic data for the structures reported in this article have been deposited at the Cambridge Crystallographic Data Center (CCDC) under access

no. CCDC: 2095999 (42), CCDC: 2096002 (70) and CCDC: 2095998 (72). Data relating to the materials and methods, experimental procedures, and NMR spectra are available in the ESI.† All other data are available from the authors upon reasonable request.

## Author contributions

R. K. S. and A. M. N. conducted all the experiments and characterized the new compounds. R. K. S., A. M. N. and C. M. R. V. designed the experiments and wrote the manuscript. C. M. R. V. directed the research.

## Conflicts of interest

There are no conflicts to declare.

## Acknowledgements

This activity is supported by SERB, India (CRG/2019/005059). R. K. S. and A. M. N. are grateful to IIT Bombay for their fellowships.

## References

- 1 P. H. Dixneuf and H. Doucet, *C–H Bond Activation and Catalytic Functionalization I*, Springer, 2016, p. 1.
- 2 T. Brückl, R. D. Baxter, Y. Ishihara and P. Baran, *Acc. Chem. Res.*, 2012, **45**, 826.
- 3 S. K. Sinha, S. Guin, S. Maiti, J. P. Biswas, S. Porey and D. Maiti, *Chem. Rev.*, 2022, **122**, 5682.
- 4 A. S. K. Hashmi, *Angew. Chem., Int. Ed.*, 2000, **39**, 3590.
- 5 R. Zimmer, C. U. Dinesh, E. Nandan and F. A. Khan, *Chem. Rev.*, 2000, **100**, 3067.
- 6 J. Ye and S. Ma, *Acc. Chem. Res.*, 2014, **47**, 989.
- 7 C. Aubert, L. Fensterbank, P. Garcia, M. Malacria and A. Simonneau, *Chem. Rev.*, 2011, **111**, 1954.
- 8 S. Ma, *Chem. Rev.*, 2005, **105**, 2829.
- 9 J. M. Alonso and P. Almendros, *Chem. Rev.*, 2021, **121**, 4193.
- 10 S. R. Kumar and C.-H. Cheng, *Asian J. Org. Chem.*, 2018, **7**, 1151.
- 11 R. K. Shukla, A. M. Nair and C. M. R. Volla, *Synlett*, 2021, **32**, 1169.
- 12 D. N. Tran and N. Cramer, *Angew. Chem., Int. Ed.*, 2010, **49**, 8181.
- 13 R. Zeng, C. Fu and S. Ma, *J. Am. Chem. Soc.*, 2012, **134**, 9597.
- 14 H. Wang and F. Glorius, *Angew. Chem., Int. Ed.*, 2012, **51**, 7318.
- 15 N. Casanova, K. P. Del-Rio, R. García-Fandiño, J. L. Mascareñas and M. Gulías, *ACS Catal.*, 2016, **6**, 3349.
- 16 N. Thrimurtulu, A. Dey, D. Maiti and C. M. R. Volla, *Angew. Chem., Int. Ed.*, 2016, **55**, 12361.
- 17 C. Wang, A. Wang and M. Rueping, *Angew. Chem., Int. Ed.*, 2017, **56**, 9935.
- 18 S. Nakanowatari, T. Müller, J. C. A. Oliveira and L. Ackermann, *Angew. Chem., Int. Ed.*, 2017, **56**, 15891.
- 19 N. Thrimurtulu, R. Nallagonda and C. M. R. Volla, *Chem. Commun.*, 2017, **53**, 1872.
- 20 H. Wang, B. Beiring, D.-G. Yu, K. D. Collins and F. Glorius, *Angew. Chem., Int. Ed.*, 2013, **52**, 12430.
- 21 R. K. Shukla, A. M. Nair, S. Khan and C. M. R. Volla, *Angew. Chem., Int. Ed.*, 2020, **59**, 17042.
- 22 J. Mo, T. Muller, J. C. A. Oliveira and L. Ackermann, *Angew. Chem., Int. Ed.*, 2018, **57**, 7719.
- 23 A. M. Messinis, L. H. Finger, L. Hu and L. Ackermann, *J. Am. Chem. Soc.*, 2020, **142**, 13102.
- 24 D. A. Petrone, M. Isomura, I. Franzoni, S. L. Rössler and E. M. Carreira, *J. Am. Chem. Soc.*, 2018, **140**, 4697.
- 25 X. Vidal, J. L. Mascareñas and M. Gulías, *Org. Lett.*, 2021, **23**, 5323.
- 26 S.-Y. Chen, X.-L. Han, J.-Q. Wu, Q. Li, Y. Chen and H. Wang, *Angew. Chem., Int. Ed.*, 2017, **56**, 9939.
- 27 S.-Y. Chen, Q. Li and H. Wang, *J. Org. Chem.*, 2017, **82**, 11173–11181.
- 28 A. Singh, R. K. Shukla and C. M. R. Volla, *Chem. Sci.*, 2022, **13**, 2043.
- 29 A. Singh, R. K. Shukla and C. M. R. Volla, *Org. Lett.*, 2022, **24**, 8936.
- 30 R. Jazzar, J. Hitce, A. Renaudat, J. Sofack-Kreutzer and O. Baudoin, *Chem.–Eur. J.*, 2010, **16**, 2654.
- 31 H. Li, B.-J. Li and Z.-J. Shi, *Catal. Sci. Technol.*, 2011, **1**, 191.
- 32 J. He, M. Wasa, K. S. L. Chan, Q. Shao and J.-Q. Yu, *Chem. Rev.*, 2017, **117**, 8754.
- 33 C. He, W. G. Whitehurst and M. J. Gaunt, *Chem*, 2019, **5**, 1031.
- 34 J. Das, S. Guin and D. Maiti, *Chem. Sci.*, 2020, **11**, 10887.
- 35 Q. Zhang and B.-F. Shi, *Chem. Sci.*, 2021, **12**, 841.
- 36 O. Baudoin, *Chem. Soc. Rev.*, 2011, **40**, 4902.
- 37 V. G. Zaitsev, D. Shabashov and O. Daugulis, *J. Am. Chem. Soc.*, 2005, **127**, 13154.
- 38 S. Li, R.-Y. Zhu, K.-J. Xiao and J.-Q. Yu, *Angew. Chem., Int. Ed.*, 2016, **55**, 4317.
- 39 D. Shabashov and O. Daugulis, *J. Am. Chem. Soc.*, 2010, **132**, 3965.
- 40 S.-Y. Zhang, Q. Li, G. He, W. A. Nack and G. Chen, *J. Am. Chem. Soc.*, 2013, **135**, 12135.
- 41 J.-W. Xu, Z.-Z. Zhang, W.-H. Rao and B.-F. Shi, *J. Am. Chem. Soc.*, 2016, **138**, 10750.
- 42 N. Thrimurtulu, S. Khan, S. Maity, C. M. R. Volla and D. Maiti, *Chem. Commun.*, 2017, **53**, 12457.
- 43 Y. Ano, M. Tobisu and N. Chatani, *J. Am. Chem. Soc.*, 2011, **133**, 12984.
- 44 Y.-J. Liu, Y.-H. Liu, Z.-Z. Zhang, S.-Y. Yan, K. Chen and B.-F. Shi, *Angew. Chem., Int. Ed.*, 2016, **55**, 13859.
- 45 H. Park, P. Verma, K. Hong and J.-Q. Yu, *Nat. Chem.*, 2018, **10**, 755.
- 46 G. He, S.-Y. Zhang, W. A. Nack, Q. Li and G. Chen, *Angew. Chem., Int. Ed.*, 2013, **52**, 11124.
- 47 J. He, T. Shigenari and J.-Q. Yu, *Angew. Chem., Int. Ed.*, 2015, **54**, 6545.
- 48 A. McNally, B. Haffemayer, B. S. L. Collins and M. J. Gaunt, *Nature*, 2014, **510**, 129.
- 49 E. J. Corey, *Angew. Chem., Int. Ed.*, 2002, **41**, 1650.

- 50 X. H. Yang and V. M. Dong, *J. Am. Chem. Soc.*, 2017, **139**, 1774.
- 51 S. R. Sardini and M. K. Brown, *J. Am. Chem. Soc.*, 2017, **139**, 9823.
- 52 A. Tortajada, R. Ninokata and R. Martin, *J. Am. Chem. Soc.*, 2018, **140**, 2050.
- 53 V. A. Schmidt, C. R. Kennedy, M. J. Bezdek and P. J. Chirik, *J. Am. Chem. Soc.*, 2018, **140**, 3443.
- 54 Y. Wang and F. G. West, *Synthesis*, 2002, **1**, 99.
- 55 E. I. Negishi, Z. Huang, G. Wang, S. Mohan, C. Wang and H. Hattori, *Acc. Chem. Res.*, 2008, **41**, 1474.
- 56 S. J. Lee, K. C. Gray, J. S. Paek and M. D. Burke, *J. Am. Chem. Soc.*, 2008, **130**, 466.
- 57 X. H. Hu, J. Zhang, X. F. Yang, Y. H. Xu and T. P. Loh, *J. Am. Chem. Soc.*, 2015, **137**, 3169.
- 58 A. M. Olivares and D. J. Weix, *J. Am. Chem. Soc.*, 2018, **140**, 2446.
- 59 C. Zheng, D. Wang and S. Stahl, *J. Am. Chem. Soc.*, 2012, **134**, 16496.
- 60 N. J. McAlpine, L. Wang and B. P. Carrow, *J. Am. Chem. Soc.*, 2018, **140**, 13634.
- 61 V. T. Nguyen, H. T. Dang, H. H. Pham, V. D. Nguyen, C. Flores-Hansen, H. D. Arman and O. V. Larionov, *J. Am. Chem. Soc.*, 2018, **140**, 8434.
- 62 M. Liu, P. Yang, M. K. Karunananda, Y. Wang, P. Liu and K. M. Engle, *J. Am. Chem. Soc.*, 2018, **140**, 5805.
- 63 R. Parella, B. Gopalakrishnan and S. A. Babu, *Org. Lett.*, 2013, **15**, 3238.