

Received: 2020.10.11
Accepted: 2020.11.13
Available online: 2020.12.21
Published: 2021.02.08

No COVID-19 Cases Detected Between April and September 2020 After Screening All 838 Admissions to a Maternity Unit in Poland

Authors' Contribution:
Study Design A
Data Collection B
Statistical Analysis C
Data Interpretation D
Manuscript Preparation E
Literature Search F
Funds Collection G

ABCDEF **Paweł Piekarski**
BCF **Małgorzata Sateja**
DE **Tomasz Maciejewski**
DE **Tadeusz Issat**

Department of Obstetrics and Gynecology, Institute of Mother and Child, Warsaw, Poland

Corresponding Author: Paweł Piekarski, e-mail: pawel.piekarski@imid.med.pl
Source of support: Departmental sources

Background: Between April and September 2020, there were <10 000 reported cases of COVID-19 in the Masovia district, Poland, and <1000 new cases daily in Poland. During this period, all new hospital admissions to a maternity unit of a teaching hospital in Warsaw were screened for the COVID-19 infection. This retrospective study presents the findings from the reverse transcription-polymerase chain reaction (RT-PCR) test for COVID-19.





Material/Methods: This study included 838 women admitted for delivery between April 20 and September 20, 2020. All the admitted women were assigned to a low-risk or a high-risk group for COVID-19 and underwent RT-PCR nasopharyngeal swab tests (GeneFinder™-COVID-19-Plus-RealAmpKit, OSANG Healthcare Co., Ltd., Gyeonggi-do, Korea) for COVID-19. The testing protocol included repeated testing in case of inconclusive results or negative results in the symptomatic patients. The maternal and neonatal data from these cases were collected and analyzed.

Results: All of the 838 women tested negative for COVID-19. Two women (0.24%) were classified as high risk for COVID-19. For 4 (0.48%) women, the results were initially inconclusive and negative when repeated. One hundred and eighty-one (21.5%) women presented with comorbidities, and 60 (7.2%) women were ≥40 years old.

Conclusions: The findings from this study show that between April and September 2020, there were no cases of COVID-19 infections at the maternity unit of a teaching hospital in Warsaw, Poland. However, the infection rates for COVID-19 across Europe continue to change. Testing protocols have been developed and established for all hospital admissions and it is anticipated that testing methods will become more rapid and accurate.

Keywords: COVID-19 • Delivery, Obstetric • Pregnancy • SARS Virus

Full-text PDF: <https://www.medscimonit.com/abstract/index/idArt/929123>

 3103  2  —  38



Background

As the spread of the coronavirus disease 2019 (COVID-19) caused by the severe acute respiratory syndrome coronavirus 2 (SARS-CoV-2) has reached pandemic status, the development of effective screening strategies, including those for pregnant women, have challenged health systems globally. A large proportion of COVID-19-positive pregnant women are asymptomatic [1-3]. Most pregnant women with COVID-19 do not have serious morbidities and the most common complication is preterm delivery [4-6]. However, the status of pregnant women can progress rapidly from being asymptomatic to having a severe COVID-19 infection during the course of the delivery [7], and several studies show maternal mortality related to COVID-19 [8-10].

COVID-19 can be transmitted by both symptomatic and asymptomatic patients [11,12]. The identification of the virus carriers is an important part of the strategy to limit the pandemic, and justifies the universal screening of pregnant women admitted to hospitals for delivery. The aim of universal screening for COVID-19 in pregnant women admitted to the hospital is to prevent or at least reduce the transmission of the virus to the other patients, neonates, and medical staff [1,2,13,14]. The pregnant women diagnosed with COVID-19 can be isolated and treated according to the recommended medical protocols [13,15,16], and safety measures can be implemented, including the use of the recommended protective equipment [17]. The universal screening of pregnant women reflects the epidemic status of the general population [1]. Routine screening with nasopharyngeal swabs is mostly accepted; however, it can be declined by some patients, mainly due to the discomfort experienced during sampling [18].

Globally, the results of universal screening for COVID-19 in pregnant women hospitalized in labor have shown the incidence of patients who tested positive for COVID-19 to be between <1% to 19.8%, with the highest rates reported in New York City (USA) in March and April 2020 [1,2,19-23]. European studies revealed the COVID-19-positive cases in women admitted for delivery to be \leq 1% in Italy and Spain, 3.9% in London (United Kingdom), and 11.7% in Portugal [3,19-22]. In the study from New York City, 87.9% of cases were asymptomatic [2]. A recent study showed that the active questioning of patients can lower the rate of asymptomatic patients to 43.2% [1]. The recommendations by the World Association of Perinatal Medicine for the clinical management of COVID-19 include universal screening for COVID-19 in women admitted for delivery, especially in the high-prevalence areas [13]. This approach is confirmed by other authors, particularly in consideration of the significant percentage of asymptomatic patients who test positive for COVID-19 [1,14,16]. However, there are no clear recommendations about universal screening for

the low-prevalence COVID-19 populations. Therefore, before deciding to implement universal testing, an estimation of the local needs-resources balance is advised [13-15].

The detection of COVID-19 ribonucleic acid on the nasopharyngeal swabs or other respiratory-tract specimens using the reverse transcription-polymerase chain reaction (RT-PCR) test, with an estimated sensitivity of 89% and specificity of 99%, is the criterion standard for the direct diagnosis of an active COVID-19 infection [12,24]. The optimal timing of an RT-PCR COVID-19 test with nasopharyngeal swabs begins 2 days after the infection and lasts until negativization, with the positivity peak at 7 days to 10 days after the onset of symptoms [12]. However, there are limitations of the RT-PCR COVID-19 test related to the false-positive and false-negative results [24]. The false-negative results of RT-PCR COVID-19 testing can be caused by low amounts of the sample, improper conservation during storage or transport, and the presence of inhibitors or virus mutations in the investigated territories [12]. Reports can show symptomatic patients with negative baseline results for the RT-PCR COVID-19 tests and subsequent positive results [25,26]. A study showed 15/70 (21.4%) patients from the general population with moderate or mild symptoms of COVID-19 required 3 tests before getting a positive result, and for 1 (1.4%) patient, 45 days passed after the onset of the symptoms before the test showed a positive RT-PCR result [25]. Other disadvantages of the RT-PCR COVID-19 test include its cost, the need for infrastructure and qualified staff, and the risk of incorrect sampling and transportation [12,24]. Nevertheless, due to its high sensitivity and specificity, the RT-PCR COVID-19 test remains the criterion standard for the direct diagnosis of symptomatic and asymptomatic patients.

To have a confirmed positive PCR test for the SARS virus, the World Health Organization (WHO) requires 2 samples collected from an individual at 1 time, or samples collected from the individual 2 or more times on 2 or more days, or different assays run on the same sample, or repeated PCR testing on the same sample [27]. Repeated testing is recommended in case of a negative result for the RT-PCR COVID-19 test in patients who meet the clinical criteria for COVID-19, including serum collection for antibody detection with a serological assay in the acute phase, and 2-4 weeks later in case of a persistent negative RT-PCR COVID-19 result [24]. According to the International Society of Infectious Disease in Obstetrics and Gynecology (ISIDOG), pregnant women are considered to be at high risk for COVID-19 and a low threshold for RT-PCR testing is advised [16]. ISIDOG recommends a repeat of the test in 24 hours in case of a negative result in patients suspicious for COVID-19 [16].

Between April and September 2020, there were <10 000 reported cases of COVID-19 in Warsaw, Masovia District, Poland,

and <1000 new cases daily in Poland. During this time, all new hospital admissions were screened for COVID-19. This retrospective study presents the findings from the RT-PCR testing for COVID-19 for all pregnant women admitted to the maternity unit of a teaching hospital in Warsaw, Poland between April and September 2020.

Material and Methods

This retrospective cohort study was conducted at the Institute of Mother and Child, Warsaw, Poland, a teaching hospital with nearly 2000 deliveries per year at the maternity unit. The subjects for the present study were 838 consecutive unselected pregnant women, admitted between April 20, 2020 and September 20, 2020 for delivery. They were all tested for COVID-19. At admission the women were divided into 2 groups (the low-risk group and the high-risk group) based on the presence or absence of the following symptoms: body temperature >38°C, cough, dyspnea, and anosmia or ageusia in later testing. If any 1 of these symptoms was present, the woman was considered at high risk of COVID-19. If there was history of contact with a COVID-19-positive person, then the woman was considered at high risk of COVID-19, regardless of the symptoms. The women in the high-risk group for COVID-19 were isolated and treated following the safety measures from the guidelines and recommendations [15,17] until the results of the RT-PCR nasopharyngeal swab test were available.

All the admitted women had an RT-PCR nasopharyngeal swab (GeneFinder™-COVID-19-Plus-RealAmpKit, OSANG Healthcare Co., Ltd, Gyeonggi-do, Korea) collected, stored, and transported according to the manufacturer's instructions [28] and WHO guidelines [29,30]. The samples were sent to a certified external laboratory (ALAB Laboratoria, Warsaw, Poland). The results of the tests were available within 48 hours. The laboratory data were collected and identified using the patients' first name, family name, and national identification number or an individual sample number on a dedicated web platform requiring an access code and a password. For the present study, the results of the tests were collected by 1 of the authors (MS). The testing protocol implied repeated testing in case of an inconclusive result or a negative result in symptomatic patients, according to the WHO and ISIDOG recommendations [16,24]. The maternal and neonatal data were collected from the hospital documents and database. The parameters noted were maternal age, gestational age at the time of delivery, mode of the delivery, maternal BMI (body mass index), 5-minute Apgar score, and birth weight of the delivered neonate. The maternal pre-pregnancy- or pregnancy-related comorbidities noted were diabetes, hypertension, obesity, asthma, mucoviscidosis, heart disease, hypothyroidism, and the human immunodeficiency virus.

At the time of the present study, there were social restrictions implemented by the Polish government, with a lockdown from March 20 to May 30, 2020. The first COVID-19-positive patient in Poland was confirmed on March 4, 2020 [31]. Since then, the total number of positive COVID-19 cases and COVID-19-related deaths in Poland until the end of the study (September 20, 2020) were 78 330 and 2282, respectively [31]. The total number of COVID-19-positive cases and COVID-19-related deaths in Poland during the study duration were 69 647 and 1918, respectively [31]. The first day the number of new COVID-19 positive cases in Poland reached 1000 (1002 cases) was the last day of the present study (September 20, 2020) [31]. The rate of positive COVID-19 cases per 100 000 people in Poland on April 20, 2020 and September 20, 2020 were 2538 and 20 963, respectively [32]. In the Masovia district, the numbers of positive COVID-19 cases per 100 000 people on April 20, 2020 and September 20, 2020 were 3757 and 20 550, respectively [32]. Since the beginning of the lockdown, pregnant women in Poland were strongly advised to stay home and avoid visiting healthcare facilities except for emergencies and essential medical visits (eg, first trimester screening). After the end of the lockdown, a number of social restrictions remained mandatory in Poland, especially social distancing and the wearing of masks in public places.

Statistical Analysis

A descriptive statistical analysis was performed, using absolute frequencies (percentages) and means (standard deviations). As no positive cases were found in the study, a comparative analysis could not be performed. The calculations were performed using Excel 2011 for Mac, Version 14.7.3 (Microsoft Corporation, Redmond, USA).

This study was evaluated and approved by the Ethics Committee of the Institute of Mother and Child, Warsaw, Poland. Written informed consent from the pregnant women was waived by the Ethics Committee for this retrospective analysis.

Results

All 838 women tested during this study showed a negative result on the RT-PCR test (**Table 1**). At admission, 2 women (0.24%) were evaluated as high risk for COVID-19 and were isolated until the negative results of their tests were available. One of these 2 women considered at high risk was 25 years old and in her third pregnancy (30.2 weeks). She presented with a high temperature (39.4°C) and oligohydramnios. She did not complain of cough or dyspnea. The fetal heart rate was 180 beats per minute. Her C-reactive protein was 184 mg/L. She was suspected to have an intrauterine infection and was administered intravenous ampicillin (2.0 g initially and then 1.0 g

Table 1. Results of the routine reverse transcription-polymerase chain reaction test screening and the comorbidities in the 838 women admitted for labor.

Investigated variable	n (%)
COVID-19-positive	0 (0.0)
High-risk of COVID-19	2 (0.24)
Inconclusive results	4 (0.48)
No comorbidities	657 (78.4)
Gestational diabetes	120 (14.3)
Pregestational diabetes	2 (0.2)
Pregnancy-induced hypertension	25 (3.0)
Pre-pregnancy hypertension	9 (1.1)
Other*	25 (3.0)
Obesity (BMI ≥30)	224 (26.7)
Obesity class II (BMI 35.0-39.9)	40 (4.8)
Obesity class III (BMI ≥40)	16 (1.9)

* Hypothyroidism, asthma, mucoviscidosis, human immunodeficiency virus. BMI – body mass index.

every 4 hours). She had a cesarean section on the same day as her hospital admission because of a suspected intrauterine infection. She delivered a male neonate, with a birth weight of 1270 g and a 5-minute Apgar score of 8. He was intubated on the same day for 4 days and required intensive care as he had neonatal respiratory distress without any symptoms of infection. Her temperature returned to normal the next day, and she was discharged on day 4 in good condition. The neonate was discharged after 13 weeks and 4 days of hospitalization.

The second woman considered at high risk for COVID-19 was 36 years old and in her third pregnancy (37.3 weeks). She presented with a cough and a history of contact with a family member who had tested positive for COVID-19. She did not have fever or dyspnea and her C-reactive protein was 13.9 mg/L. She had a vaginal delivery on the day of her admission and gave birth to a healthy male neonate weighing 3210 g with a 5-minute Apgar score of 10. She was discharged in good condition on the same day at her own request. All the other women were non-symptomatic during their hospitalization. For 4 (0.48%) women, the results of the initial RT-PCR tests were inconclusive and were negative when the test was repeated after 48 hours.

The characteristics of all the women are shown in **Table 2**. There were 60 (7.2%) women aged ≥40 years. Sixty-four (7.6%) women had premature deliveries, 354 (42.2%) women had cesarean sections, and 419 (50.0%) women delivered for the first time. One hundred and eighty-one (21.5%) women had comorbidities; the most common were gestational diabetes 120 (14.3%), followed by pregnancy-induced hypertension 25

Table 2. Maternal and neonatal characteristics of the study subjects.

Maternal characteristics	(n=838)
Maternal age* (years)	32.3±4.9
Maternal age ≥40 years (n) %	60 (7.2)
Maternal age ≥45 years (n) %	2 (0.2)
Gestational age at delivery ≥37 weeks (n)%	774 (92.4)
Gestational age at delivery 32-36.6 weeks (n) %	47 (5.6)
Gestational age at delivery <32 weeks (n) %	17 (2.0)
Primiparas (n) %	419 (50.0)
Cesarean deliveries (n) %	354 (42.2)
Multiple pregnancies (n) %	27 (3.2)
Maternal body mass index at admission*	28.0±4.3
Neonatal characteristics	(n=865)
Birth weight* (g)	3342±583
Birth weight ≥2500 g (n)%	812 (93.9)
Birth weight 1500-2499 g (n)%	41 (4.7)
Birth weight <1500 g (n)%	12 (1.4)
5-minute Apgar score ≥8 (n)%	850 (98.2)
5-minute Apgar score 4-7 (n)%	11 (1.3)
5-minute Apgar score ≤3 (n)%	4 (0.5)

* Values are mean±standard deviation.

(3.0%). Two hundred and twenty-four (26.7%) women were obese, including class II and class III obesity in 40 (4.8%) and 16 (1.9%) women, respectively (**Table 1**).

Discussion

This is one of the first studies showing the results of the routine RT-PCR test for COVID-19 in pregnant women admitted for delivery at a teaching hospital's maternity unit in Eastern Europe, at a time of low incidence of the virus in the general population.

None of the 838 women admitted for delivery in this study (April to September 2020) tested positive for COVID-19. Other studies showed the rate of COVID-19-positive pregnant women ranging from <1% to 19.8% [1-3,19-23]. Sutton et al reported that 33/215 (15.4%) women admitted for delivery in New York City were positive for COVID-19 in March and April 2020 [2]. During the 2 weeks of their observation, there were 85 056 new positive COVID-19 cases and 5037 COVID-19-related deaths in the general population

in New York City [33]. Other cities in the USA with a lower incidence of COVID-19 in the general population showed much lower rates of COVID-19 in pregnant women [34,35]. In Europe, high rates (11.7%) of positive COVID-19 pregnant women were reported from the most affected regions of Portugal during the national lockdown [3]. The total number of positive COVID-19 cases in Poland until the end of our study was 78 330, and the first day that the number of new positive COVID-19 cases in Poland reached 1000 (1002 cases) was the last day of observation (September 20, 2020) for this study [31]. For most of the present study duration, the rates of positive COVID-19 cases in the general population per 100 000 people in Poland and the Masovia district were below 200, reaching this number on September 16, 2020 and September 18, 2020, respectively. The results of our study correspond with the findings from Slovenia, where they found no positive COVID-19 cases in 202 pregnant women between March and May 2020 [36]. In another European study, Herraiz et al [19] compared the results of universal screening for COVID-19 in women admitted for delivery in Madrid with the other studies from Italy and USA. They concluded that the incidence of positive COVID-19 cases in pregnant women corresponds mostly to the incidence of COVID-19 in the general population. A positive correlation was reported between the daily rate of positive COVID-19 cases in a maternity ward and the daily incidence of COVID-19 in the general population of an investigated area [1].

In the present study, the RT-PCR nasopharyngeal swab test for COVID-19 used for routine screening, in compliance with the manufacturer's instructions [28] and WHO guidelines [29] with its high specificity and sensitivity, was an advantage [37]. The disadvantage was the time (up to 48 hours) required to obtain the results as the samples were sent to an external laboratory used by a number of public and private health facilities in Warsaw. Soon after the screening had started, it became clear that some of the patients could have the results of their tests while they were on the way home. This was particularly true in cases where repeated testing was needed. As the results were ready within 48 hours, patients scheduled for elective cesarean sections or induction of labor were tested in our maternity unit 48 hours before admission, so the results were available at the time of their admission. The acceptance of the results of the testing done within 48 hours before admission was presented in other publications [1]. Our study protocol included repeated testing in 24 hours for symptomatic women with negative results, and repeated testing in 48 hours for asymptomatic women with inconclusive results, as suggested by the ISIDOG and WHO recommendations [16,24]. In this study, we repeated the test for the 4 patients whose initial results were inconclusive and their repeated tests showed negative results. Of the 2 symptomatic women, neither underwent repeated testing. The woman diagnosed with the intrauterine infection had symptoms that resolved quickly after the cesarean section and the first RT-PCR nasopharyngeal swab test had a

negative result. Therefore, no repeated testing was performed. The second woman left hospital at her own request soon after a vaginal delivery, on the day of admission.

In this study, none of the subjects refused testing. Kernberg et al tested 223 asymptomatic women 3-5 days before or on admission to the labor unit using the RT-PCR nasopharyngeal swab test for COVID-19 and found that 17% of women declined testing, mostly because of the discomfort during testing [18]. As the screening progressed in our institution, we noticed that patient discomfort during testing was an issue; however, we did not include this parameter in the study protocol. Another reason, reported by Kernberg et al, for refusing testing was the apprehension that the positive results in asymptomatic pregnant women could result in a separation from their babies and/or their families [18].

The results of our study support that the incidence of COVID-19 in pregnant women is related to its incidence in the general population. As the substantial proportion of COVID-19-positive pregnant carriers of the virus are asymptomatic or do not mention any symptoms on admission [1,2,34], routine screening of all women admitted for delivery could be useful in limiting the spread of the virus. This is acknowledged in a number of recommendations [13-16]. However, this approach is beneficial when the number of positive COVID-19 cases in the general population is large enough to be reflected in the population of pregnant women admitted to hospitals. Whether there is a cutoff related to the number of daily new cases of COVID-19 or to the rate of COVID-19 per 100 000 people in the general population needs further research. As the rates of COVID-19 cases change with time and populations [38], a flexible approach to universal testing for the virus would be favorable for both the patients in need and the overloaded healthcare systems.

Conclusions

The findings from this study showed that between April and September 2020, there were no cases of COVID-19 infections at the teaching hospital's maternity unit in Warsaw, Poland. However, the infection rates for COVID-19 across Europe continue to change. The establishment of universal testing protocols for all hospital admissions have now been developed and it is hoped that testing methods will become more rapid and accurate.

Department and Institution Where Work Was Done

Department of Obstetrics and Gynecology, Institute of Mother and Child, Warsaw, Poland.

Conflicts of Interest

None.

References:

- Díaz-Corvillón P, Mönckeberg M, Barros A, et al. Routine screening for SARS-CoV-2 in unselected pregnant women at delivery. *PLoS One*, 2020;15(9):e0239887
- Sutton D, Fuchs K, D'Alton M, Goffman D. Universal screening for SARS-CoV-2 in women admitted for delivery. *N Engl J Med*, 2020;382(22):2163-64
- Dória M, Peixinho C, Laranjo M, et al. Covid-19 during pregnancy: A case series from an universally tested population from the north of Portugal. *Eur J Obstet Gynecol Reprod Biol*, 2020;250:261-62
- Mullins E, Evans D, Viner RM, et al. Coronavirus in pregnancy and delivery: Rapid review. *Ultrasound Obstet Gynecol*, 2020;55(5):586-92
- Di Mascio D, Khalil A, Saccone G, et al. Outcome of coronavirus spectrum infections (SARS, MERS, COVID-19) during pregnancy: A systematic review and meta-analysis. *Am J Obstet Gynecol*, 2020;2(2):100107
- Huntley BJF, Huntley ES, Di Mascio D, et al. Rates of maternal and perinatal mortality and vertical transmission in pregnancies complicated by severe acute respiratory syndrome coronavirus 2 (SARS-CoV-2) infection: A systematic review. *Obstet Gynecol*, 2020;136(2):303-12
- Breslin N, Baptiste C, Gyamfi-Bannerman C, et al. COVID-19 infection among asymptomatic and symptomatic pregnant women: Two weeks of confirmed presentations to an affiliated pair of New York City hospitals. *Am J Obstet Gynecol*, 2020;2(2):100118
- Hantoushzadeh S, Shamshirsaz AA, Aleyasin A, et al. Maternal death due to COVID-19. *Am J Obstet Gynecol*, 2020;223(1):109.e1-16
- Nakamura-Pereira M, Betina Andreucci C, de Oliveira Menezes M, et al. Worldwide maternal deaths due to COVID-19: A brief review. *Int J Gynecol Obstet*, 2020;151(1):148-50
- Takemoto MLS, Menezes MO, Andreucci CB, et al. Maternal mortality and COVID-19. *J Matern Neonatal Med*, 2020;16:1-7
- World Health Organization. Transmission of SARS-CoV-2: Implications for infection prevention precautions. Scientific brief. 2020. <https://www.who.int/news-room/commentaries/detail/transmission-of-sars-cov-2-implications-for-infection-prevention-precautions>
- Russo A, Minichini C, Starace M, et al. Current status of laboratory diagnosis for COVID-19: A narrative review. *Infect Drug Resist*, 2020;13:2657
- Api O, Sen C, Debska M, et al. Clinical management of coronavirus disease 2019 (COVID-19) in pregnancy: Recommendations of WAPM-World Association of Perinatal Medicine. *J Perinat Med*, 2020;48(9):857-66
- Metz TD. Is universal testing for severe acute respiratory syndrome coronavirus 2 (SARS-CoV-2) needed on all labor and delivery units? *Obstet Gynecol*, 2020;136(2):227-28
- López M, Gonce A, Meler E, et al. Coronavirus disease 2019 in pregnancy: A Clinical management protocol and considerations for practice. *Fetal Diagn Ther*, 2020;47(7):519-28
- Donders F, Lonnée-Hoffmann R, Tsiakalos A, et al. ISIDOG recommendations concerning COVID-19 and pregnancy. *Diagnostics*, 2020;10(4):243
- World Health Organization. Personal protective equipment for COVID-19. 2020. <https://www.who.int/teams/health-product-and-policy-standards/access-to-assistive-technology-medical-devices/priority-medical-devices-for-covid-19>
- Kernberg A, Kelly J, Nazeer S, et al. Universal severe acute respiratory syndrome coronavirus 2 (SARS-CoV-2) testing uptake in the labor and delivery unit. *Obstet Gynecol*, 2020;136(6):1103-8
- Herraiz I, Folgueira D, Villalain C, et al. Universal screening for SARS-CoV-2 before labor admission during Covid-19 pandemic in Madrid. *J Perinat Med*, 2020;48(9):981-84
- Abey Suriya S, Wasif S, Counihan C, et al. Universal screening for SARS-CoV-2 in pregnant women at term admitted to an East London maternity unit. *Eur J Obstet Gynecol Reprod Biol*, 2020;252:444-46
- Tanacan A, Erol SA, Turgay B, et al. The rate of SARS-CoV-2 positivity in asymptomatic pregnant women admitted to hospital for delivery: Experience of a pandemic center in Turkey. *Eur J Obstet Gynecol Reprod Biol*, 2020;253:31-34
- Gagliardi L, Danieli R, Suriano G, et al. Universal SARS-CoV-2 testing of pregnant women admitted for delivery in two Italian regions. *Am J Obstet Gynecol*, 2020;223(2):291-92
- Vintzileos WS, Muscat J, Hoffmann E, et al. Screening all pregnant women admitted to labor and delivery for the virus responsible for coronavirus disease 2019. *Am J Obstet Gynecol*, 2020;223(2):284-86
- World Health Organization. Diagnostic testing for SARS-CoV-2. 2020. Interim guidance. <https://www.who.int/publications/i/item/diagnostic-testing-for-sars-cov-2>
- Xiao AT, Tong YX, Zhang S. False-negative of RT-PCR and prolonged nucleic acid conversion in COVID-19: Rather than recurrence. *J Med Virol*, 2020;92(10):1755-56
- Kelly JC, Dombrowski M, O'Neil-Callahan M, et al. False-negative COVID-19 testing: Considerations in obstetrical care. *Am J Obstet Gynecol*, 2020. 2(3):100130
- World Health Organization. Use of laboratory methods for SARS diagnosis 2020. <https://www.who.int/csr/sars/labmethods/en/>
- OSANG Healthcare Co. Ltd. Instructions for Use GeneFinder™ COVID-19 PLUS RealAmp Kit. Available from http://www.osanghc.com/en/customer_en/archive/?uid=51&mod=document
- World Health Organization. Laboratory testing for 2019 novel coronavirus (2019-nCoV) in suspected human cases, Interim guidance 17 January 2020. 2020. [https://www.who.int/publications/i/item/laboratory-testing-of-2019-novel-coronavirus-\(2019-ncov\)-in-suspected-human-cases-interim-guidance-17-january-2020](https://www.who.int/publications/i/item/laboratory-testing-of-2019-novel-coronavirus-(2019-ncov)-in-suspected-human-cases-interim-guidance-17-january-2020)
- World Health Organization. Laboratory testing for 2019 novel coronavirus (2019-nCoV) in suspected human cases. Interim guidance, 2 March 2020. <https://www.who.int/publications/i/item/10665-331501>
- World Health Organization. Overview of coronavirus disease (COVID-19) by date 2020. <https://covid19.who.int/region/euro/country/pl>
- SARS-CoV-2 positive cases rate per 100,000 in Poland and Masovia. 2020. <https://koronawirusunas.pl/wojewodztwo-mazowieckie> (in Polish)
- Worldometer. Total Coronavirus Cases in New York. Total Coronavirus Deaths in New York. 2020. <https://www.worldometers.info/coronavirus/usa/new-york/>
- Fassett MJ, Lurvey LD, Yasumura L, et al. Universal SARS-Cov-2 screening in women admitted for delivery in a large managed care organization. *Am J Perinatol*, 2020;37(11):1110
- LaCourse SM, Kachikis A, Blain M, et al. Low prevalence of SARS-Cov-2 among pregnant and postpartum patients with universal screening in Seattle, Washington. *Clin Infect Dis*, 2020 [Online ahead of print]
- Šterbenc A, Sršen TP, Lučovnik M, et al. Usefulness of COVID-19 screen-and-test approach in pregnant women: An experience from a country with low COVID-19 burden. *J Perinat Med*, 2020 [Online ahead of print]
- Farfour E, Lesprit P, Visseaux B, et al. The Allplex 2019-nCoV (Seegene) assay: Which performances are for SARS-CoV-2 infection diagnosis? *Eur J Clin Microbiol Infect Dis*, 2020;39(10):1997-2000
- Worldometer. COVID-19 CORONAVIRUS PANDEMIC. Reported Cases and Deaths by Country, Territory, or Conveyance. 2020. <https://www.worldometers.info/coronavirus/>