

Review article

Undetected post-traumatic stress disorder in secondary-care mental health services: systematic review

Stan Zammit, Catrin Lewis, Sarah Dawson, Hannah Colley, Hannah McCann, Alice Piekarski, Helen Rockliff and Jonathan Bisson

Background

Comorbid post-traumatic stress disorder (PTSD) is associated with poorer outcomes of other disorders, but is treatable.

Aims

To estimate the frequency of clinically undetected PTSD in secondary care.

Method

A systematic review of studies that screened for PTSD and reported on PTSD documentation in clinical records. Frequency of undetected PTSD was estimated, and reasons for heterogeneity explored.

Results

The median proportion of participants with undetected PTSD (29 studies) was 28.6% (interquartile range 18.2–38.6%). There was substantial heterogeneity, with studies conducted in the USA and those with the highest proportions of in-patients and

patients with psychotic disorder reporting higher frequencies of undetected PTSD.

Conclusions

Undetected PTSD is common in secondary care, even if the true value is at the lower limit of the estimates reported here. Trials examining the impact of routine screening for PTSD are required to determine whether such programmes should be standard procedure for all mental health services.

Declaration of interest

None.

Copyright and usage

© The Royal College of Psychiatrists 2018. This is an Open Access article, distributed under the terms of the Creative Commons Attribution licence (<http://creativecommons.org/licenses/by/4.0/>), which permits unrestricted re-use, distribution, and reproduction in any medium, provided the original work is properly cited.

Identification of comorbid post-traumatic stress disorder (PTSD) in patients with other serious mental illness is of substantial importance given that this is associated with poorer clinical outcomes of these disorders,^{1–4} and that PTSD is a treatable disorder.⁵ Some studies suggest that a large proportion of patients in secondary-care mental health services with other (non-PTSD) primary diagnoses meet criteria for PTSD on screening, and that there is usually no record of PTSD in the patient's clinical records.^{6–9} If these estimates of undetected PTSD are accurate this raises a serious concern that PTSD is not adequately identified through routine clinical care pathways. Other studies, however, report much lower frequencies of undetected PTSD.^{10–12} Reasons for variation in estimates of PTSD across studies could include differences in the characteristics of the people in the study (such as gender, primary diagnosis) or of the study methodology (such as measurement or selection bias). An accurate estimate of the frequency of undetected PTSD in secondary care, and an understanding of factors associated with variation in frequency is required to determine if, and how, services should respond. In this study, we systematically review the literature to determine whether undetected PTSD is present at a prevalence that would reflect substantial clinical importance within secondary-care mental health services. For the purpose of this study we define 'substantial clinical importance' as presence of undetected PTSD in 10% or more of patients in secondary care, an arbitrary value but one that we believe most service providers would agree merits clinical concern. Furthermore, we also aim to determine the extent to which variation in reported estimates might be because of sample characteristics or methodological biases. To our knowledge there have not been any previous systematic reviews addressing these aims.

Method

Our protocol (online supplement DS1 available at <https://doi.org/10.1192/bjp.2017.8>; not pre-registered) followed Meta-analysis Of Observational Studies in Epidemiology (MOOSE) guidelines¹³ and a PRISMA checklist was completed (online supplement DS2).

Literature search

We (S.D.) searched the following databases from 1980 to 22 August 2016: Embase, Medline, PILOTS and PsycINFO using relevant keywords and subject headings (online supplement DS3). We (H.C., H.M., A.P. and S.Z.) hand searched reference lists of included studies to identify further relevant papers. We restricted the search to published, peer-reviewed studies, but not by study design. Only English-language studies were included.

Selection criteria

Our inclusion criteria were: (a) participants in secondary care (i.e. specialist mental health services) with a mental illness diagnosis according to DSM or ICD criteria; (b) screened for PTSD using a measure based on DSM or ICD criteria; (c) used medical records to obtain participants' clinical diagnoses of PTSD; (d) reported proportion of sample with PTSD on screening, and with PTSD in medical records; and (e) reported data for individuals aged 16 and over. Studies where samples were selected on the basis of (a) having a diagnosis of PTSD, (b) having a trauma history, or (c) being referred to a trauma service were excluded.

Study selection and data extraction

We examined all titles and abstracts (S.Z., H.C. and A.P.) and obtained full texts of potentially relevant papers. Working independently and in duplicate, we (S.Z., C.L., H.R., H.C., A.P. and H.M.) read the papers to determine if they met inclusion criteria using eligibility record forms (online supplement DS4). We resolved disagreements by consensus, and extracted data independently and in duplicate.

Quality assessment

The likely internal validity for each study was assessed (S.Z., C.L. and H.R.) based on key selected components of a risk of bias tool for prevalence studies,¹⁴ adapted for this review. We focused particularly on sampling strategy, response rates, and masking of screening assessment and clinical records review as the likeliest sources of bias in estimating frequency of undetected PTSD. For examination of heterogeneity, studies were also categorised into low, medium, and high risk of selection bias (online Table DS1).

Data synthesis

The proportion of PTSD that was detected (recorded) in clinical notes was estimated as: n with PTSD on record/ n with PTSD on screening. The proportion with undetected PTSD was estimated as: $(n$ with PTSD on screening $- n$ with PTSD on record)/sample n . We grouped studies together and pooled data in a meta-analysis, although such summary estimates are only useful where studies are adequately homogenous. Studies were pooled using a random-effects model (using *metaprop* in Stata version 14). Presence of publication bias was investigated by viewing funnel plots and using Egger's test.¹⁵ We assessed heterogeneity using the I^2 statistic.¹⁶

We investigated sources of heterogeneity by meta-regression using the *metareg* command. We hypothesised that frequency of PTSD on screening might be higher for veterans (because of potentially greater exposure to traumas, and increased recognition by clinicians), patients diagnosed with a psychotic disorder (as the hierarchical approach to diagnosis and the phenotypic overlap between re-living experiences and hallucinations could lead to reduced identification of PTSD compared with other diagnoses), in-patients (as potentially indexing more severe illness), studies using self-report PTSD questionnaires (as lower specificity than interviews) and in studies with a greater likelihood of selection bias, and that frequency might vary by country of study (because of different rates of PTSD in different populations). We also examined, as secondary hypotheses, variation in relation to age (as greater cumulative exposure to trauma with age), gender (as PTSD is more common in women) and year of publication (as services studied in recent publications might be more aware of comorbid PTSD).

We also examined pooled estimates for specific diagnostic categories: (a) psychotic disorders, (b) affective disorders (depressive disorders and bipolar disorder), (c) substance use disorders, (d) anxiety and adjustment disorders, (e) eating disorders, and (f) personality disorders. As relatively few studies included only participants with one primary diagnosis or presented results separately for diagnostic groups, we also repeated these analyses including studies where >50% of the sample had the same diagnosis.

Results

Search results

The literature search yielded 7581 references. After reading titles and abstracts, the full articles of 223 papers were assessed for

eligibility, and 194 of these were excluded (PRISMA flow diagram, Fig. 1).

Included studies

We included 29 studies (6412 individuals) that had data to allow us to estimate the extent of undetected PTSD in a secondary-care mental health setting (online Table DS2). Of these, 15 were based in the USA,^{7-11,17-26} 3 in each of Australia,²⁷⁻²⁹ the UK^{6,30,31} and the Netherlands,³²⁻³⁴ 2 in Germany,^{12,35} and 1 each in South Africa,³⁶ Spain³⁷ and Turkey.³⁸ Three studies were in military veteran populations^{7,17,18} and 26 were in non-veterans, 1 within an incarcerated population.²³ Most studies ($n = 16$) included individuals with a variety of mental health disorders, whereas the rest ascertained individuals with specific disorders (six with substance use disorders,^{7,17,22,30,31,33} four with psychotic disorders,^{6,18,32,34} two with mood or anxiety disorders^{28,36} and one with eating disorders³⁵). The mean age of participants (28 studies) was 38.8 years (range 26.5 to 51.9 years).

Prevalence of PTSD

The median prevalence of PTSD on screening was 33.3% (interquartile range (IQR) 23.4–40.0%), with evidence of substantial heterogeneity across studies (pooled mean 31%, 95% CI 26–36%, $I^2 = 93.1%$) (online Fig. DS1). When we examined the prevalence of PTSD on screening within specific disorder categories the heterogeneity was substantially lower for studies with a primary diagnosis of a substance use disorder, but not for other diagnostic groups (online Fig. DS2). The mean prevalence of PTSD on screening in samples of participants with a substance use disorder was 36% (95% CI 33–40%, study $n = 6$, 793 individuals, $I^2 = 0%$), with a psychotic disorder was 31% (95% CI 21–41%, study $n = 6$, 2994 individuals, $I^2 = 89.1%$), with an affective disorder was 39% (95% CI 19–62%, study $n = 3$, 155 individuals, $I^2 = 87.4%$) and with a mixture of disorders was 30% (95% CI 22–39%, study $n = 16$, 2303 individuals, $I^2 = 94.5%$).

The median prevalence of PTSD diagnoses in clinical records was 2.3% (IQR 1.1–4.5%), with evidence of substantial heterogeneity (mean 3%, 95% CI 2–4%, $I^2 = 85.3%$). Of those with PTSD on screening, median level of detection (i.e. recorded in notes) was 11.5% (IQR 2.8–19.4%), with substantial heterogeneity across studies (mean 10%, 95% CI 6–16%, $I^2 = 86.6%$).

Undetected PTSD

The median proportion of participants within each study that had undetected PTSD was 28.6% (IQR 18.2–38.6%), with evidence of substantial heterogeneity across studies (mean 27%, 95% CI 22–32%, $I^2 = 93.3%$) (Fig. 2). There was no evidence of publication bias arising from an absence of small studies with lower proportions of undetected PTSD (Egger test (29 studies), $P = 0.743$).

The mean prevalence of undetected PTSD in participants with psychotic disorders was 28% (95% CI 19–37%, study $n = 6$, 2994 individuals, $I^2 = 86.3%$), with substance use disorders was 27% (95% CI 21–34%, study $n = 6$, 793 individuals, $I^2 = 71.1%$), with affective disorders was 34% (95% CI 14–57%, study $n = 3$, 155 individuals, $I^2 = 88.5%$), and for samples with a mixture of disorders was 27% (95% CI 19–35%, study $n = 16$, 2303 individuals, $I^2 = 94.4%$) (Fig. 3).

Results were similar when we included studies where more than half of participants had the same diagnosis (online Fig. DS3). In a stratified analysis there was no evidence that undetected PTSD was less common when restricting studies to those using a structured interview for screening for PTSD (median proportion 26.3%, IQR = 20.3–38.6%) compared with those using a

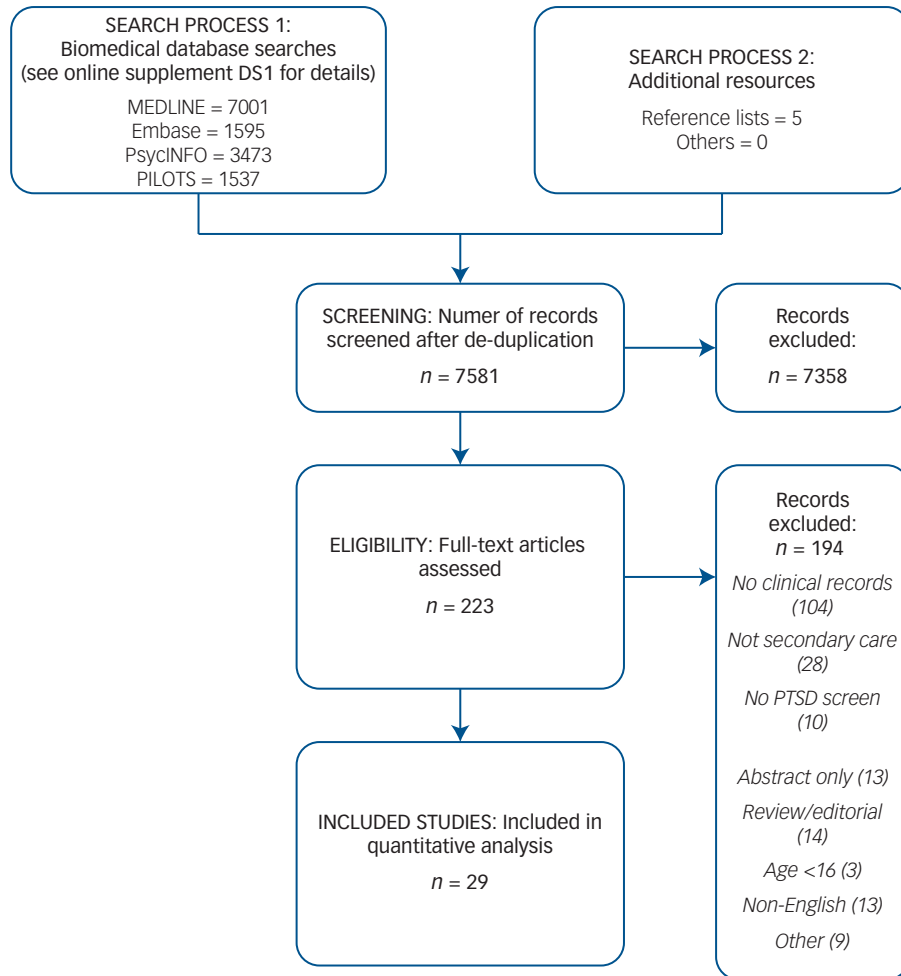


Fig. 1. PRISMA flow diagram.

PTSD, post-traumatic stress disorder.

self-report questionnaire (median proportion 28.8%, IQR = 15.5–40.6%).

Exploring heterogeneity

Given the strong evidence of heterogeneity, the overall estimates of undetected PTSD are not particularly informative, and we therefore explored potential sources of heterogeneity (Table 1 and online Table DS3).

PTSD on screening

Meta-regression showed strong evidence that levels of PTSD on screening varied across country of origin ($P = 0.005$, residual $I^2 = 19.6\%$), with estimates being higher in studies from the USA (USA *v. rest*: difference 13%, 95% CI 4–22%, $P = 0.007$). There was very weak evidence that PTSD on screening was higher in studies with higher proportions of older participants ($P = 0.078$) and men ($P = 0.071$), but little evidence that other variables explained heterogeneity.

Clinical detection of PTSD

There was some evidence that PTSD, if present on screening, was less likely to have been detected in samples with a higher proportion of patients with a psychotic disorder ($P = 0.024$), and more likely to

have been detected in samples of veterans ($P = 0.053$) and studies that used interviews to screen for PTSD ($P = 0.068$). There was little evidence that variation in detection of PTSD was associated with the other variables examined.

Undetected PTSD

There was some evidence from meta-regression that levels of undetected PTSD were higher in studies from the USA ($P = 0.050$) and in studies on in-patients ($P = 0.072$), but little evidence that levels were higher in studies with proportions of patients with a psychotic disorder ($P = 0.156$). However, in a multivariable model including the primary explanatory variables, there was strong evidence that undetected PTSD was higher in studies from the USA ($P = 0.001$) and in samples with greater proportions of patients with a psychotic disorder ($P = 0.006$).

Quality assessment

A total of 14 of the 29 studies described either random sampling or sampling of consecutive admissions or patient contacts (online Table DS3). Of these 14 studies, 9 reported response rates, 5 of which included data from 75% or more of eligible patients.

Masking of researchers to PTSD histories in clinical records was reported for 3 of the 16 studies²⁵ that relied on research interviewers

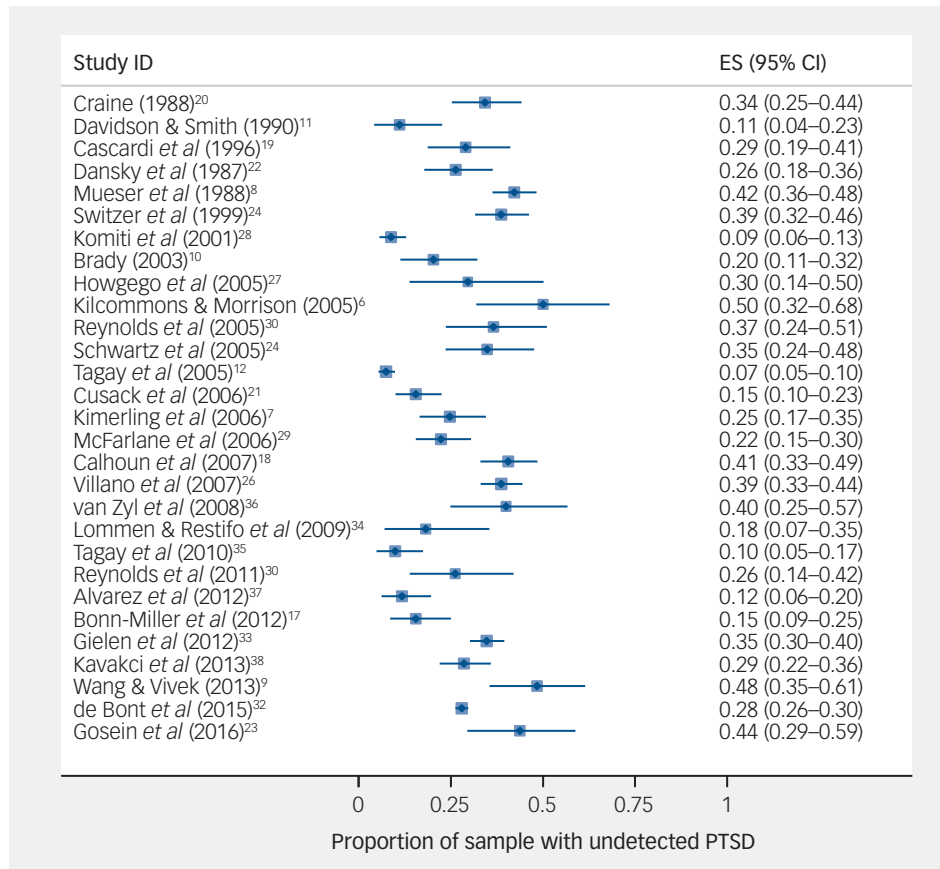


Fig. 2 Prevalence of undetected post-traumatic stress disorder (PTSD).

ES, effect size.

to determine the presence of PTSD on screening, whereas 13 studies used self-report screening measures. Masking of researchers to PTSD screening results when searching the clinical records for PTSD diagnoses was reported for 2 of the 29 studies,^{10,25} and 1 study excluded participants with PTSD in their clinical records at study entry.³⁶

Estimates of PTSD on screening were lower for studies with the lowest risk of bias in a stratified analysis, although confidence intervals overlapped substantially (lowest risk 24%, 95% CI 12–40%; intermediate risk 31%, 95% CI 22–41%; highest risk 35%, 95% CI 28–42%). A similar pattern was observed for estimates of undetected PTSD (lowest risk 21%, 95% CI 9–36%; intermediate risk 29%, 95% CI 19–39%; highest risk 28%, 95% CI 22–33%).

Discussion

In this systematic review we found the frequency of PTSD on screening was very high in samples of patients ascertained through secondary-care services. Although there was substantial heterogeneity in estimates, precluding any useful interpretation of a summary meta-analytic estimate, the IQR across studies ranged from 23 to 40%, indicating that a substantial proportion of patients in secondary-care mental health services met criteria for PTSD in most studies to date.

The frequency of PTSD on screening was high, whereas the frequency with which PTSD was documented in the clinical records was low. Our results indicate that in the majority of cases, mental health clinicians fail to recognise PTSD in their patients. Furthermore, given how common PTSD was on screening, the

failure of clinical recognition of this disorder was one that potentially affected a substantial proportion of all patients under the care of specialist mental health services.

Possible explanations

This interpretation of our results depends on a number of key assumptions. First, we are assuming that a diagnosis of PTSD would have been noted in the clinical records had mental health staff identified this as being present. Although it is possible clinicians may have been aware of a PTSD diagnosis but deemed it as irrelevant to the patient's current presentation and not worthy of recording, this seems unlikely. A second, and perhaps more critical assumption, is that the screening tools used to identify PTSD in these studies were valid and did not substantially overestimate the presence of PTSD. A total of 13 studies used self-report questionnaire measures, and all measures used have been validated, with good specificity against the Clinician-Administered PTSD Scale (CAPS) that is considered to be the gold-standard for assessment of PTSD (0.86 for the PTSD checklist (PCL);³⁹ 0.93 for the Trauma Screening Questionnaire (TSQ);⁴⁰ 0.71 for the PTSD symptom scale – self report version (PSS-SR);⁴¹ 0.71 for Self-Report Inventory for PTSD (SRIP)⁴²). More relevant, however, is the positive predictive values (PPVs) of these instruments. The PCL, as used by some studies in this review, had a PPV of 0.8 (cut-off score 50) in a sample where 45% of participants had PTSD³⁹ and a PPV of 0.7 in another study with a PTSD prevalence of 39%.⁴³ Similarly the PPV for the TSQ (6+ items cut-off) was 0.86 in a study with a PTSD prevalence of 34%,⁴⁰ for the SRIP (cut-off 52)

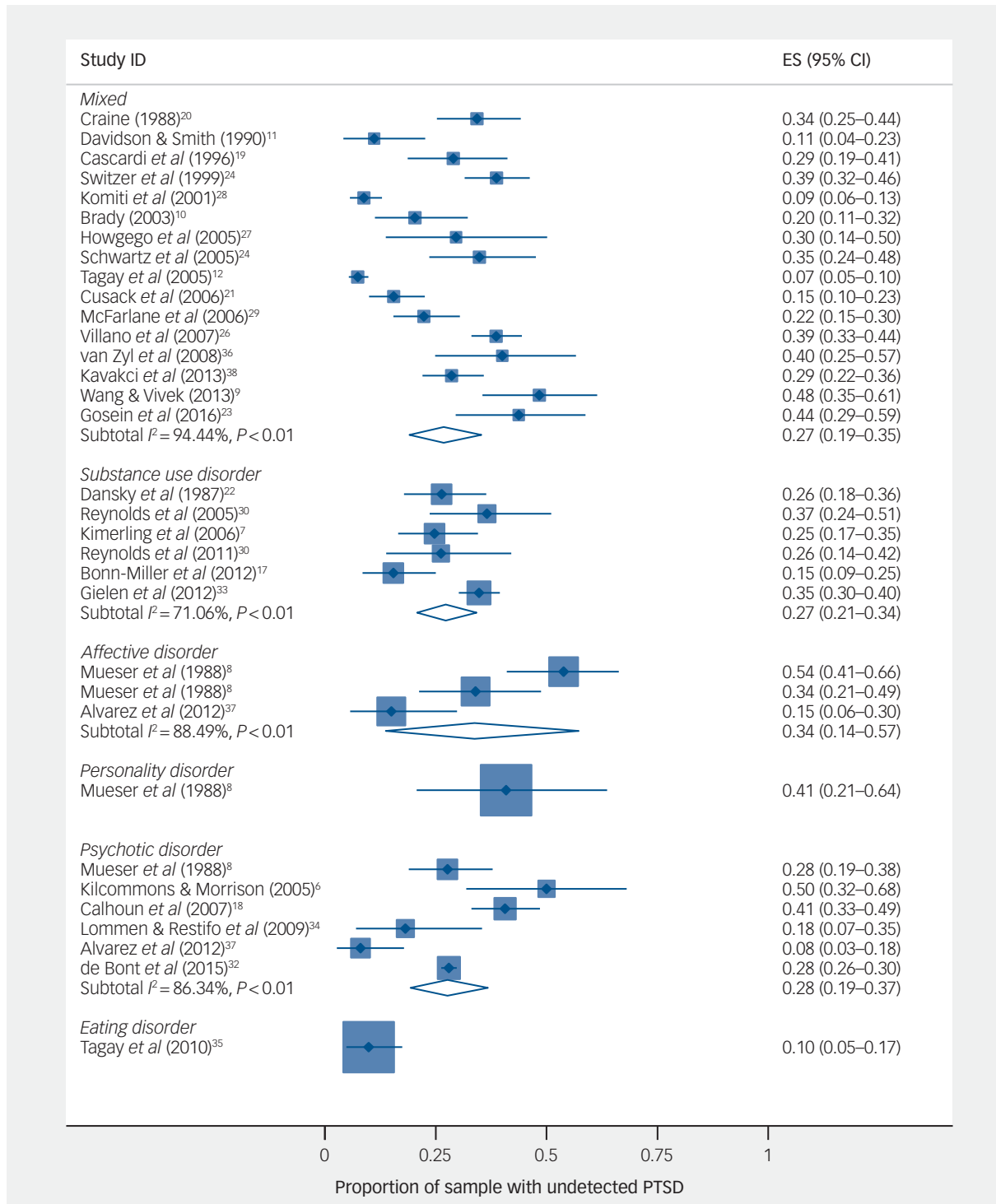


Fig. 3 Proportion of sample with undetected post-traumatic stress disorder (PTSD), by diagnostic subgroup.

ES, effect size.

was 0.71 with a PTSD prevalence of 47%,⁴⁴ and for the PSS-SR was 0.64 with a PTSD prevalence of 43%.⁴⁵

The true proportion of PTSD in these samples if screened with a gold-standard assessment might therefore be slightly lower than that estimated in these studies, although it is unlikely to be substantially lower. Consistent with this, although only 2.1% of the sample in one study had a diagnosis of PTSD in their clinical records,³³ only a further 2.7% had a record of 'possible PTSD', making minimal difference to the estimates for undetected PTSD (34.8% compared with

32.2% respectively). Only three studies in our review used the CAPS, however, many studies used other diagnostic interviews that are also likely to be robust measures of PTSD. Furthermore, there was little evidence from the meta-regression that the type of PTSD assessment tool was associated with explaining heterogeneity in the frequency of PTSD on screening.

The third, and final, assumption is that the studies are not biased in a way that leads to substantial overestimates of undetected PTSD. We assessed the quality of these studies, focusing particularly on the

Table 1 Meta-regression of primary variables explaining variation in frequency of undetected post-traumatic stress disorder (PTSD)

Variable ^a	Unadjusted		Adjusted ^b	
	β (95% CI)	P	β (95% CI)	P
Bias risk (low)	-0.02 (-0.09 to 0.05)	0.545	-0.02 (-0.08 to 0.04)	0.473
Country	0.09 (-0.01 to 0.19)	0.050	0.16 (0.07 to 0.25)	0.001
In-patients	0.05 (-0.01 to 0.11)	0.072	0.04 (-0.00 to 0.09)	0.063
Psychosis	1.05 (-0.43 to 2.53)	0.156	1.44 (0.45 to 2.42)	0.006
PTSD tool	-0.01 (-0.11 to 0.10)	0.917	0.00 (-0.09 to 0.08)	0.979
Veterans	0.01 (-0.16 to 0.18)	0.886	-0.09 (-0.22 to 0.05)	0.202

a. Bias risk (low) – coded as non-low (0), medium (1), low (2); country – coded as USA (1) v. rest (0); in-patients – coded as out-patients only (0), mixed (1), in-patients only (2); psychosis – per 10% increase in sample with a psychotic disorder; PTSD tool – coded as interview (0) v. questionnaire (1); veterans – coded as veterans (1) v. non-veterans (0).
b. Adjusted for other variables in the table (residual $R^2 = 5.6\%$)

strategy for sampling and response rates as being the most likely sources of selection bias. Studies that did not sample all consecutive admissions, or a random sample of patients, may have recruited individuals with an increased likelihood of having experienced a traumatic event, and consequently of having PTSD; for example, patients with a known trauma history may have been selected for recruitment by researchers/clinicians, or may have been more likely to participate. Such scenarios could lead to overestimates in the prevalence of PTSD on screening, and hence undetected PTSD in our review. Most studies were susceptible to such selection bias, and PTSD on screening and undetected PTSD were lower in studies rated with lowest risk of bias. However, there was little evidence from the meta-regression that selection bias risk was associated with heterogeneity in prevalence of undetected PTSD.

Although selection bias might have led to overestimates of PTSD on screening, there are also a number of reasons why prevalence of undetected PTSD may have been underestimated. Absence of masking of researchers to clinical diagnosis when conducting screening interviews, and to screening outcome when retrieving clinical records, introduces the possibility of information bias that would most likely lead to underestimates of undetected PTSD. Furthermore, in two studies underestimates of undetected PTSD may have been particularly likely. One study excluded patients with high scores on the Brief Psychiatric Rating Scale,³⁷ thus potentially excluding individuals with greater likelihood of PTSD given the association between comorbid PTSD and illness severity. In the other, screening results were entered into the clinical notes,²² potentially influencing discharge diagnoses.

Heterogeneity

The strongest characteristic associated with prevalence of PTSD on screening and of undetected PTSD was country, with studies from the USA having substantially higher levels of PTSD than other countries. This is consistent with population-based studies of PTSD that report lifetime prevalence of 8% in the USA⁴⁶ compared with 1.9% in Europe.⁴⁷ Explanations for differences across countries are almost certainly complex and likely to involve cultural dynamics and historical context, as well as variation in exposure to interpersonal violence and other sources of trauma.^{48,49} PTSD was also less likely to be detected in patients with psychotic disorders. One explanation for this is that symptoms of PTSD can be interpreted as psychotic, particularly if severe; for example, re-living experiences, especially during dissociative states, can be classed as hallucinations, and altered beliefs about safety and trust characteristic of severe PTSD can be experienced with delusional intensity.

Strengths and limitations

We had a comprehensive search strategy in terms of the search terms and databases searched to ensure we identified relevant studies, however, we excluded studies that were not published in

the English language, and this may have led to some studies being missed. Furthermore, although we took a rigorous approach to address heterogeneity in our results the number of studies in these analyses meant that power may have been limited to identify factors that had smaller effects on frequency of undetected PTSD. Although the degree of heterogeneity precluded us from deriving a meta-analytical estimate for undetected PTSD, nevertheless estimates from 22 of the 29 studies were consistent with at least 10% of patients having undetected PTSD (our *a priori* definition of clinical importance) as judged by the bounds of the confidence intervals.

Finally, the ability of a systematic review to inform evidence depends upon the quality of the included studies. A number of studies had potential for selection bias, although limiting studies to those with low risk of bias did not alter the conclusions of our findings. Furthermore, although the use of self-report questionnaires as screening instruments may be viewed as an important limitation of many of the included studies in that they might overestimate the frequency of undetected PTSD, there was no evidence that the frequency of undetected PTSD was any lower when restricting our analyses to studies that used only structured interviews for screening.

Implications

If, as suggested by our IQR, 18 to 39% of patients in secondary-care mental health services have undetected PTSD, this has important implications for clinical services. Increased training of mental health staff in identifying symptoms of PTSD, and perhaps particularly in distinguishing re-living experiences from psychotic symptoms, seems warranted.

Presence of comorbid PTSD is associated with poorer clinical outcomes for a number of disorders. More importantly, it is possible that for some patients, the disorder being treated by clinicians (for example depression, agoraphobia, obsessional-compulsive disorder, addictions, psychosis) is secondary to PTSD; failure to recognise and treat the underlying PTSD can lead to failure in recovery from these secondary disorders. This is avoidable, as PTSD is a treatable disorder.⁵

Concerns about high levels of undetected PTSD have been voiced for approximately two decades,^{8,22,25} yet many healthcare providers do not appear to have taken adequate steps to address this problem, as evidenced by the more recent publications in our review. There is clearly a need for more robust methodology to more accurately determine the extent to which PTSD goes undetected within clinical services, and to determine the likely cost to individuals, service providers and society that might serve as drivers to motivate change. However, even if the true value of undetected PTSD is at the lower limit of the IQR reported here, there is a clear need to trial a PTSD screening programme to examine its feasibility and impact on clinical outcomes. If shown to improve patient outcomes and be cost-effective, such screening

programmes should become a standard part of secondary-care mental health services in the future.

Stan Zammit, PhD, MRC Centre for Neuropsychiatric Genetics and Genomics, Division of Psychological Medicine and Clinical Neuroscience, Cardiff University, Cardiff and Centre for Academic Mental Health, University of Bristol, Bristol; **Catrin Lewis**, PhD, MRC Centre for Neuropsychiatric Genetics and Genomics, Division of Psychological Medicine and Clinical Neuroscience, Cardiff University, Cardiff; **Sarah Dawson**, MSc, Centre for Academic Mental Health, University of Bristol, Bristol; **Hannah Colley**, BSc, **Hannah McCann**, MSc, **Alice Plekarski**, BSc, MRC Centre for Neuropsychiatric Genetics and Genomics, Division of Psychological Medicine and Clinical Neuroscience, Cardiff University, Cardiff; **Helen Rockliff**, PhD, Centre for Academic Mental Health, University of Bristol, Bristol; **Jonathan Bisson**, DM, MRC Centre for Neuropsychiatric Genetics and Genomics, Division of Psychological Medicine and Clinical Neuroscience, Cardiff University, Cardiff, UK

Correspondence: Stan Zammit, MRC Centre for Neuropsychiatric Genetics and Genomics, Hadyn Ellis building, Maindy Road, Cardiff CF24 4HQ. Email: zammits@cardiff.ac.uk

First Received 17 July 2017, final revision 13 September 2017, accepted 15 September 2017

Funding

This study was supported by the NIHR Biomedical Research Centre at the University Hospitals Bristol NHS Foundation Trust and the University of Bristol. The views expressed in this publication are those of the authors and not necessarily those of the NHS, the National Institute for Health Research or the Department of Health.

Supplementary material

Supplementary material is available online at <https://doi.org/10.1192/bjp.2017.8>

References

- Campbell DG, Felker BL, Liu CF, Yano EM, Kirchner JE, Chan D, et al. Prevalence of depression-PTSD comorbidity: implications for clinical practice guidelines and primary care-based interventions. *J Gen Intern Med* 2007; **22**: 711–8.
- Holtzheimer PE, 3rd, Russo J, Zatzick D, Bundy C, Roy-Byrne PP. The impact of comorbid posttraumatic stress disorder on short-term clinical outcome in hospitalized patients with depression. *Am J Psychiatry* 2005; **162**: 970–6.
- Quarantini LC, Miranda-Scippa A, Nery-Fernandes F, Andrade-Nascimento M, Galvão-de-Almeida A, Guimarães JL, et al. The impact of comorbid post-traumatic stress disorder on bipolar disorder patients. *J Affective Disord* 2010; **123**: 71–6.
- Seow LS, Ong C, Mahesh MV, Sagayadevan V, Shafie S, Chong SA, et al. A systematic review on comorbid post-traumatic stress disorder in schizophrenia. *Schizophr Res* 2016; **176**: 441–51.
- National Institute for Health and Clinical Excellence. Post-traumatic Stress Disorder (PTSD): The Management of PTSD in Adults and Children in Primary and Secondary Care. NICE, 2005.
- Kilcommons AM, Morrison AP. Relationships between trauma and psychosis: an exploration of cognitive and dissociative factors. *Acta Psychiatr Scand* 2005; **112**: 351–9.
- Kimerling R, Trafton JA, Nguyen B. Validation of a brief screen for post-traumatic stress disorder with substance use disorder patients. *Addict Behav* 2006; **31**: 2074–9.
- Mueser KT, Goodman LB, Trumbetta SL, Rosenberg SD, Osher FC, Vidaver R, et al. Trauma and posttraumatic stress disorder in severe mental illness. *J Consult Clin Psychol* 1998; **66**: 493–9.
- Wang B, Vivek S. Survey of posttraumatic stress disorder (PTSD) with PTSD Checklist – Civilian (PCL-C) Questionnaire on outpatients at two mental health clinics in New York City. *J Depress Anxiety* 2013; **54**: 007.
- Brady S. Post-traumatic stress disorder in adults with serious mental illness and substance abuse. *J Trauma Dissociation* 2003; **4**: 77–90.
- Davidson J, Smith R. Traumatic experiences in psychiatric outpatients. *J Trauma Stress* 1990; **3**: 459–75.
- Tagay S, Herpertz S, Langkafel M, Senf W. Posttraumatic stress disorder in a psychosomatic outpatient clinic: gender effects, psychosocial functioning, sense of coherence, and service utilization. *J Psychosom Res* 2005; **58**: 439–46.
- Stroup DF, Berlin JA, Morton SC, Olkin I, Williamson GD, Rennie D, et al. Meta-analysis of observational studies in epidemiology: a proposal for reporting. Meta-analysis Of Observational Studies in Epidemiology (MOOSE) group. *JAMA* 2000; **283**: 2008–12.
- Hoy D, Brooks P, Woolf A, Blyth F, March L, Bain C, et al. Assessing risk of bias in prevalence studies: modification of an existing tool and evidence of interrater agreement. *J Clin Epidemiol* 2012; **65**: 934–9.
- Egger M, Davey Smith G, Schneider M, Minder C. Bias in meta-analysis detected by a simple, graphical test. *BMJ* 1997; **315**: 629–34.
- Higgins JP, Thompson SG. Quantifying heterogeneity in a meta-analysis. *Stat Med* 2002; **21**: 1539–58.
- Bonn-Miller MO, Bucossi MM, Trafton JA. The underdiagnosis of cannabis use disorders and other Axis-I disorders among military veterans within VHA. *Mil Med* 2012; **177**: 786–8.
- Calhoun PS, Stechuchak KM, Strauss JL, Bosworth HB, Marx CE, Butterfield MI. Interpersonal trauma, war zone exposure, and posttraumatic stress disorder among veterans with schizophrenia. *Schizophr Res* 2007; **91**: 210–6.
- Cascardi M, Mueser KT, DeGiralomo J, Murrin M. Physical aggression against psychiatric inpatients by family members and partners. *Psychiatr Serv* 1996; **47**: 531–3.
- Craine LS. Prevalence of a history of sexual abuse among female psychiatric patients in a state hospital system. *Hosp Community Psychiatry* 1988; **39**: 300–4.
- Cusack KJ, Grubaugh AL, Knapp RG, Frueh B. Unrecognized trauma and PTSD among public mental health consumers with chronic and severe mental illness. *Community Ment Health J* 2006; **42**: 487–500.
- Dansky BS, Roitzsch JC, Brady KT, Saladin ME. Posttraumatic stress disorder and substance abuse: use of research in a clinical setting. *J Trauma Stress* 1997; **10**: 141–8.
- Gosein Varendra J, Stiffler Jon D, Frascoia Alan, Ford Elizabeth B. Life stressors and posttraumatic stress disorder in a seriously mentally ill jail population. *J Forens Sci* 2016; **61**: 116–21.
- Schwartz AC, Bradley RL, Sexton M, Sherry A, Ressler KJ. Posttraumatic stress disorder among African Americans in an inner city mental health clinic. *Psychiatr Serv* 2005; **56**: 212–5.
- Switzer GE, Dew MA, Thompson K, Goycoolea JM, Derricott T, Mullins SD. Posttraumatic stress disorder and service utilization among urban mental health center clients. *J Trauma Stress* 1999; **12**: 25–39.
- Villano CL, Rosenblum A, Magura S, Fong C, Cleland C, Betzler TF. Prevalence and correlates of posttraumatic stress disorder and chronic severe pain in psychiatric outpatients. *J Rehab Res Develop* 2007; **44**: 167–78.
- Howgego IM, Owen C, Meldrum L, Yellowlees P, Dark F, Parslow R. Posttraumatic stress disorder: an exploratory study examining rates of trauma and PTSD and its effect on client outcomes in community mental health. *BMC Psychiatry* 2005; **5**: 21.
- Komiti Angela A, Jackson Henry J, Judd Fiona K, Cockram AM, Kyrios M, Yeatman R, et al. A comparison of the Composite International Diagnostic Interview (CIDI-Auto) with clinical assessment in diagnosing mood and anxiety disorders. *Aust N Z J Psychiatry* 2001; **35**: 224–30.
- McFarlane A, Schrader G, Bookless C, Browne D. Prevalence of victimization, posttraumatic stress disorder and violent behaviour in the seriously mentally ill. *Aust N Z J Psychiatry* 2006; **40**: 1010–5.
- Reynolds M, Mezey G, Chapman M, Wheeler M, Drummond C, Baldacchino A. Co-morbid post-traumatic stress disorder in a substance misusing clinical population. *Drug Alcohol Depend* 2005; **77**: 251–8.
- Reynolds M, Hinchliffe K, Asamoah V, Kouimtsidis C. Trauma and post-traumatic stress disorder in a drug treatment community service. *Psychiatrist* 2011; **35**: 256–60.
- de Bont PA, van den Berg DP, van der Vleugel BM, de Roos C, de Jongh A, van der Gaag M, et al. Predictive validity of the Trauma Screening Questionnaire in detecting post-traumatic stress disorder in patients with psychotic disorders. *Br J Psychiatry* 2015; **206**: 408–16.
- Gielen N, Havermans RC, Tekelenburg M, Jansen A. Prevalence of post-traumatic stress disorder among patients with substance use disorder: it is higher than clinicians think it is. *Eur J Psychotraumatol* 2012; **3**: 10.
- Lommen MJ, Restifo K. Trauma and posttraumatic stress disorder (PTSD) in patients with schizophrenia or schizoaffective disorder. *Community Ment Health J* 2009; **45**: 485–96.
- Tagay S, Schlegl S, Senf W. Traumatic events, posttraumatic stress symptomatology and somatoform symptoms in eating disorder patients. *Eur Eating Disord Rev* 2010; **18**: 124–32.
- Van Zyl M, Oosthuizen P, Seedat S. Post traumatic stress disorder: undiagnosed cases in a tertiary inpatient setting. *Afr J Psychiatry* 2008; **11**: 119–22.
- Alvarez MJ, Roura P, Foguet Q, Oses A, Sola J, Arrufat FX. Posttraumatic stress disorder comorbidity and clinical implications in patients with severe mental illness. *J Nervous Mental Dis* 2012; **200**: 549–52.

- 38 Kavakci O, Semiz M, Kartal A, Dikici A, Kugu N. Prevalence of post-traumatic stress disorder among the inpatients in a tertiary clinic and relationship with suicidal attempts. *Neurol Psychiatry Brain Res* 2013; **19**: 76–9.
- 39 Blanchard EB, Jones-Alexander J, Buckley TC, Forneris CA. Psychometric properties of the PTSD Checklist (PCL). *Behav Res Ther* 1996; **34**: 669–73.
- 40 Brewin CR, Rose S, Andrews B, Green J, Tata P, McEvedy C, et al. Brief screening instrument for post-traumatic stress disorder. *Br J Psychiatry* 2002; **181**: 158–62.
- 41 Sin GL, Abidin E, Lee J. The PSS-SR as a screening tool for PTSD in first-episode psychosis patients. *Early Interv Psychiatry* 2012; **6**: 191–4.
- 42 Hovens JE, Bramsen I, van der Ploeg HM. Self-rating inventory for posttraumatic stress disorder: review of the psychometric properties of a new brief Dutch screening instrument. *Percept Mot Skills* 2002; **94**: 996–1008.
- 43 Harrington T, Newman E. The psychometric utility of two self-report measures of PTSD among women substance users. *Addict Behav* 2007; **32**: 2788–98.
- 44 Witteveen AB, Bramsen I, Hovens JE, van der Ploeg HM. Utility of the impact of event scale in screening for posttraumatic stress disorder. *Psychol Rep* 2005; **97**: 297–308.
- 45 Coffey SF, Gudmundsdottir B, Beck JG, Palyo SA, Miller L. Screening for PTSD in motor vehicle accident survivors using the PSS-SR and IES. *J Trauma Stress* 2006; **19**: 119–28.
- 46 Kessler RC, Sonnega A, Bromet E, Hughes M, Nelson CB. Posttraumatic stress disorder in the National Comorbidity Survey. *Arch Gen Psychiatry* 1995; **52**: 1048–60.
- 47 Alonso J, Angermeyer MC, Bernert S, Bruffaerts R, Brugha TS, Bryson H, et al. Prevalence of mental disorders in Europe: results from the European Study of the Epidemiology of Mental Disorders (ESEMeD) project. *Acta Psychiatr Scand Suppl* 2004; **420**: 21–7.
- 48 Burri A, Maercker A. Differences in prevalence rates of PTSD in various European countries explained by war exposure, other trauma and cultural value orientation. *BMC Res Notes* 2014; **7**: 407.
- 49 Duckers ML, Alisic E, Brewin CR. A vulnerability paradox in the cross-national prevalence of post-traumatic stress disorder. *Br J Psychiatry* 2016; **209**: 300–5.



psychiatry in pictures

Juana la Loca

Rafael Euba

‘Her words are so moving, it is very hard for the Marquise and me to resist them. Her supplications stir in me the deepest compassion’. She is Queen Joanna of Castile, begging to be released. The person so moved by the unfortunate queen is the Marquis of Denia, her guardian, or perhaps her jailer, depending on the point of view.

‘Juana la Loca’ (1479–1555) was confined in Tordesillas because of her mental illness. It is believed that she may have had either schizophrenia or a psychotic melancholia, popularly attributed to the loss of her husband, Philip ‘The Handsome’. The image of the heart-broken queen – who, incidentally, appears in her portraits to be better looking than her ‘handsome’ husband – wandering the Castilian steppe with her entourage and Philip’s coffin, and later imprisoned, has inspired countless paintings, films and novels, most of them containing the words ‘love’ and ‘madness’ in their titles. These stories, always sympathetic to Joanna, also assume that she was a *de facto* political prisoner of the males in her family, her father King Ferdinand and her son Charles I, who allegedly usurped her throne by locking her away. The contemporary descriptions of her behaviour however, are certainly consistent with a severe and chronic psychotic illness.

She was kept in Tordesillas against her will until her death after nearly 50 years, while her father Ferdinand ‘the Catholic’ and her son Emperor Charles ruled her kingdoms on her behalf. Joanna was allowed to keep Catalina of Austria, her youngest daughter, with her until the girl eventually left Tordesillas to become Queen of Portugal.

Joanna’s psychosis, and more importantly her incarceration, had a profound impact on Spain’s history.

One of the most famous representations of Juana on canvas is by Francisco Pradilla, currently held by Museo Nacional del Prado in Madrid.