

Research Article

Robust H_∞ Filtering for a Class of Complex Networks with Stochastic Packet Dropouts and Time Delays

Jie Zhang,¹ Ming Lyu,² Hamid Reza Karimi,³ Pengfei Guo,¹ and Yuming Bo¹

¹ School of Automation, Nanjing University of Science & Technology, Nanjing 210094, China

² Information Overall Department, North Information Control Group Co., Ltd., Nanjing 211153, China

³ Department of Engineering, Faculty of Engineering and Science, University of Agder, 4898 Grimstad, Norway

Correspondence should be addressed to Jie Zhang; zhangjie.njust@gmail.com

Received 27 December 2013; Accepted 6 March 2014; Published 27 March 2014

Academic Editors: J. Bajo and Z. Wu

Copyright © 2014 Jie Zhang et al. This is an open access article distributed under the Creative Commons Attribution License, which permits unrestricted use, distribution, and reproduction in any medium, provided the original work is properly cited.

The robust H_∞ filtering problem is investigated for a class of complex network systems which has stochastic packet dropouts and time delays, combined with disturbance inputs. The packet dropout phenomenon occurs in a random way and the occurrence probability for each measurement output node is governed by an individual random variable. Besides, the time delay phenomenon is assumed to occur in a nonlinear vector-valued function. We aim to design a filter such that the estimation error converges to zero exponentially in the mean square, while the disturbance rejection attenuation is constrained to a given level by means of the H_∞ performance index. By constructing the proper Lyapunov-Krasovskii functional, we acquire sufficient conditions to guarantee the stability of the state detection observer for the discrete systems, and the observer gain is also derived by solving linear matrix inequalities. Finally, an illustrative example is provided to show the usefulness and effectiveness of the proposed design method.

1. Introduction

Over the past decades, the H_∞ filtering problem has drawn particular attention, since H_∞ filters are insensitive to the exact knowledge of the statistics of the noise signals. Up to now, a great deal of effort has been devoted to the design issues of various kinds of filters, for example, the Kalman filters [1–3] and H_∞ filters [4–9].

In real-world applications, the measurements may contain missing measurements (or incomplete observations) due to various reasons such as high maneuverability of the tracked targets, sensor temporal failures or network congestion. In the past few years, the filtering problem with missing measurements has received much attention [10–17]. In [10], a model of multiple missing measurements has been presented by using a diagonal matrix to account for the different missing probabilities for individual sensors. The finite-horizon robust filtering problem has been considered in [11] for discrete-time stochastic systems with probabilistic missing measurements subject to norm-bounded parameter uncertainties. A Markovian jumping process has been employed in [12] to reflect

the measurement missing problem. Moreover, the optimal filter design problem has been tackled in [13] for systems with multiple packet dropouts by solving a recursive difference equation (RDE).

On the other hand, the complex networks have been gaining increasing research attention from all fields of the basic science and the technological practice. They have applications in many real-world systems such as the Internet, World Wide Web, food webs, electric power grids, cellular and metabolic networks, scientific citation networks, and social networks [18–25]. Due to randomly occurring incomplete phenomenon which occurs in the signal transfer within complex networks, there may be time delays and packet dropouts [26–33]. For instance, over a finite horizon, the synchronization and state estimation problems for an array of coupled discrete time-varying stochastic complex networks have been studied based on the recursive linear matrix inequalities (RLMIs) approach [26]. In [29], one of the first few attempts has been made to address the synchronization problem for stochastic discrete-time complex networks with time delays. Furthermore, in [31], a new array of coupled

delayed complex networks with stochastic nonlinearities, multiple stochastic disturbances, and mixed time delays in the discrete-time domain has been investigated, and the synchronization stability criteria have been derived by utilizing a novel matrix functional, the properties of the Kronecker product, the free-weighting matrix method, and the stochastic techniques.

Summarizing the above discussion, it should be pointed out that, up to now, the general filter results for complex networks with randomly occurring incomplete information have been very few, especially when the networks exhibit both stochastic natures and disturbance inputs. In this paper, we make an attempt to investigate the problems of the robust H_∞ filtering for a class of complex systems with stochastic packet dropouts, time delays, and disturbance inputs. By constructing the proper Lyapunov-Krasovskii functional, we can get sufficient conditions, such that the filter error is exponentially stable in mean-square sense, and acquire gain of the designed observer.

The rest of the paper is organized as follows. In Section 2, the problem of complex networks is formulated and some useful lemmas are introduced. In Section 3, some sufficient conditions are established to make sure the robustly exponential stability of the filtering error dynamics. Besides, the gain of observer is also designed by LMI. An illustrated example is given in Section 4 to demonstrate the effectiveness of the proposed method. Finally, we give our conclusions in Section 5.

Notation. The notation used here is fairly standard except where otherwise stated. \mathbb{R}^n and $\mathbb{R}^{n \times m}$ denote, respectively, the n dimensional Euclidean space and the set of all $n \times m$ real matrices. I denotes the identity matrix of compatible dimension. The notation $X \geq Y$ (resp., $X > Y$), where X and Y are symmetric matrices, means that $X - Y$ is positive semidefinite (resp., positive definite). A^T represents the transpose of A . $\lambda_{\max}(A)$ and $\lambda_{\min}(A)$ denote the maximum and minimum eigenvalue of A , respectively. $\text{Sym}\{A\}$ denotes the symmetric matrix $A + A^T$. $\mathbb{E}\{x\}$ stands for the expectation of the stochastic variable x . $\|x\|$ describes the Euclidean norm of a vector x . $\text{diag}\{F_1, F_2, \dots\}$ stands for a block-diagonal matrix whose diagonal blocks are given by F_1, F_2, \dots . The symbol $*$ in a matrix means that the corresponding term of the matrix can be obtained by symmetric property. The symbol \otimes denotes the Kronecker product. In symmetric block matrices, the symbol $*$ is used as an ellipsis for terms induced by symmetry.

2. Problem Formulation

Consider the following discrete-time complex system with time delays and disturbance:

$$\begin{aligned} x_i(k+1) &= f(x_i(k)) + g(x_i(k-d(k))) \\ &+ \sum_{j=1}^N w_{ij} \Gamma x_j(k) + D_{1i} v_1(k) + h(x_i(k)) \omega(k), \\ z_i(k) &= M x_i(k), \end{aligned}$$

$$\begin{aligned} x_i(j) &= \varphi_i(j), \quad j = -\bar{d}_M, -\bar{d}_M + 1, \dots, 0; \\ i &= 1, 2, \dots, N, \end{aligned} \quad (1)$$

where $x_i(k) \in \mathbb{R}^n$ is the state vector of the i th node, $z_i(k) \in \mathbb{R}^r$ is the output of the i th node, $d(k)$ denotes time-varying delay, $f(\cdot)$ and $g(\cdot)$ are nonlinear vector-valued functions satisfying certain conditions given later, $v_1(k)$ is the disturbance input belonging to $l_2([0, \infty); \mathbb{R}^d)$, $\omega(k)$ is a zero mean Gaussian white noise sequence, and $h(\cdot)$ is the continuous function quantifying the noise intensity. $\Gamma = \text{diag}\{r_1, r_2, \dots, r_n\}$ is the matrix linking the j th state variable if $r_j \neq 0$, and $W = (w_{ij})_{N \times N}$ is the coupled configuration matrix of the network with $w_{ij} > 0$ ($i \neq j$) but not all zero. As usual, the coupling configuration matrix W is symmetric (i.e., $W = W^T$) and satisfies

$$\sum_{j=1}^N w_{ij} = \sum_{j=1}^N w_{ji} = 0, \quad i = 1, 2, \dots, N. \quad (2)$$

D_{1i} , F_i , and M are constant matrices with appropriate dimensions, and $\varphi_i(j)$ is a given initial condition sequence.

For the system shown in (2), we make the following assumptions throughout the paper.

Assumption 1. The variable $\omega(k)$ is a scalar Wiener process (Brownian motion) satisfying

$$\begin{aligned} \mathbb{E}\{\omega(k)\} &= 0, \quad \mathbb{E}\{\omega^2(k)\} = 1, \\ \mathbb{E}\{\omega(k)\omega(j)\} &= 0 \quad (k \neq j). \end{aligned} \quad (3)$$

Assumption 2. The variable $d(k)$ denotes the time-varying delay satisfying

$$0 < \bar{d}_m \leq d(k) \leq \bar{d}_M, \quad (4)$$

where \bar{d}_m and \bar{d}_M are constant positive integers representing the lower and upper bounds on the communication delay, respectively.

Assumption 3. $f(\cdot)$ and $g(\cdot)$ are the nonlinear disturbance which satisfies the following sector-bounded conditions:

$$\begin{aligned} &[f(x) - f(y) - \phi_1^f(x-y)]^T \\ &\quad \times [f(x) - f(y) - \phi_2^f(x-y)] \leq 0, \\ &[g(x) - g(y) - \phi_1^g(x-y)]^T \\ &\quad \times [g(x) - g(y) - \phi_2^g(x-y)] \leq 0, \end{aligned} \quad (5)$$

for all $x, y \in \mathbb{R}^n$, where $\phi_1^f, \phi_2^f, \phi_1^g$, and ϕ_2^g are real matrices of appropriate dimensions and $f(0) = 0, g(0) = 0$.

Assumption 4. The continuous function $h(x_i(k))$ satisfies

$$h^T(x_i(k)) h(x_i(k)) \leq \varrho x_i^T(k) x_i(k), \quad (6)$$

where $\varrho > 0$ is known constant scalars.

In this paper, we assume that an unreliable network medium is present between the physical plant and the state detection filter, and this means that the output data is subject to randomly missing phenomenon. The signal received by the state detection filter can be described by

$$y_i(k) = \alpha_i(k) C x_i(k) + D_{2i} v_2(k), \quad (7)$$

where $y_i(k) \in \mathbb{R}^m$ is the measurement output of the i th node and $v_2(k)$ is the disturbance input which belongs to $l_2([0, \infty); \mathbb{R}^p)$. C and D_{2i} are constant matrices with appropriate dimensions. $\alpha_i(k)$ is the Bernoulli distributed white sequences governed by

$$\begin{aligned} \text{Prob} \{ \alpha_i(k) = 1 \} &= \mathbb{E} \{ \alpha_i(k) \} = \alpha_i, \\ &\text{when data received;} \\ \text{Prob} \{ \alpha_i(k) = 0 \} &= 1 - \mathbb{E} \{ \alpha_i(k) \} = 1 - \alpha_i, \\ &\text{when data missing,} \end{aligned} \quad (8)$$

where $\alpha_i \in [0, 1]$ is known constant.

In this paper, we are interested in obtaining $\hat{z}_i(k)$, the estimate of the signal $z_i(k)$, from the actual measured output $y_i(k)$. We adopt the following filter to be considered for node i :

$$\begin{aligned} \hat{x}_i(k+1) &= f(\hat{x}_i(k)) + g(\hat{x}_i(k-d(k))) \\ &\quad + K_i(y_i(k) - C\hat{x}_i(k)), \\ \hat{z}_i(k) &= M\hat{x}_i(k), \\ \hat{x}_i(j) &= 0, \quad j = -\bar{d}_M, -\bar{d}_M + 1, \dots, 0; \\ &\quad i = 1, 2, \dots, N, \end{aligned} \quad (9)$$

where $\hat{x}_i(k) \in \mathbb{R}^n$ is the estimate of the state $x_i(k)$, $\hat{z}_i(k) \in \mathbb{R}^r$ is the estimate of the output $z_i(k)$, and $K_i \in \mathbb{R}^{n \times m}$ is the estimator gain matrix to be designed.

Let the estimation error be $e(k) = x(k) - \hat{x}(k)$. By using the Kronecker product, the filtering error system can be obtained from (2), (7), and (9) as follows:

$$\begin{aligned} e_{k+1} &= \tilde{f}_k + \tilde{g}_{k-d_k} - K\tilde{C}e_k + (W \otimes \Gamma + K\tilde{C})x_k \\ &\quad + \tilde{L}v_k + h_k\omega_k - K \left(\sum_{i=1}^N \alpha_i(k) E_i \tilde{C}x_k \right), \\ \tilde{z}_k &= \tilde{M}e_k, \end{aligned} \quad (10)$$

where

$$\begin{aligned} x_k &= [x_1^T(k) \ x_2^T(k) \ \dots \ x_N^T(k)]^T, \\ \hat{x}_k &= [\hat{x}_1^T(k) \ \hat{x}_2^T(k) \ \dots \ \hat{x}_N^T(k)]^T, \\ z_k &= [z_1^T(k) \ z_2^T(k) \ \dots \ z_N^T(k)]^T, \end{aligned}$$

$$\begin{aligned} \hat{z}_k &= [\hat{z}_1^T(k) \ \hat{z}_2^T(k) \ \dots \ \hat{z}_N^T(k)]^T, \quad \tilde{z}_k = z_k - \hat{z}_k, \\ v_k &= [v_1^T(k) \ v_2^T(k)]^T, \quad d_k = d(k), \quad w_k = w(k), \\ f(x_k) &= [f^T(x_1(k)) \ f^T(x_2(k)) \ \dots \ f^T(x_N(k))]^T, \\ g(x_k) &= [g^T(x_1(k)) \ g^T(x_2(k)) \ \dots \ g^T(x_N(k))]^T, \\ h(x_k) &= [h^T(x_1(k)) \ h^T(x_2(k)) \ \dots \ h^T(x_N(k))]^T, \\ \tilde{f}_k &= f(x_k) - f(\hat{x}_k), \quad \tilde{g}_k = g(x_k) - g(\hat{x}_k), \\ K &= \text{diag} \{K_1, K_2, \dots, K_N\}, \quad \tilde{C} = I \otimes C, \\ D_1 &= [D_{11}^T \ D_{12}^T \ \dots \ D_{1N}^T]^T, \quad \tilde{D} = [D_1 \ -KD_2], \\ D_2 &= [D_{21}^T \ D_{22}^T \ \dots \ D_{2N}^T]^T, \quad \tilde{M} = I \otimes M, \\ E_i &= \text{diag} \left\{ \underbrace{0, \dots, 0}_{i-1}, I, \underbrace{0, \dots, 0}_{N-i} \right\}. \end{aligned} \quad (11)$$

Setting $\eta_k = [x_k^T \ e_k^T]^T$, we subsequently obtain an augmented system as follows:

$$\begin{aligned} \eta_{k+1} &= \mathcal{W}\eta_k + \tilde{f}_k + \tilde{g}_{k-d_k} \\ &\quad + \sum_{i=1}^N (\alpha_i^i - \alpha_i) \mathcal{G}_i \tilde{C} \mathcal{S} \eta_k + \mathcal{D}v_k + \mathcal{H}\omega_k, \\ \tilde{z}_k &= \mathcal{M}\eta_k, \end{aligned} \quad (12)$$

where

$$\begin{aligned} \tilde{f}_k &= [f^T(x_k) \ \tilde{f}_k^T]^T, \quad \tilde{g}_k = [g^T(x_k) \ \tilde{g}_k^T]^T, \\ \alpha_k^i &= \alpha_i(k), \quad \tilde{\alpha}^\Lambda = \text{diag} \{ \alpha_1 I, \alpha_2 I, \dots, \alpha_N I \}, \\ \mathcal{G}_i &= [0 \ -E_i^T K^T]^T, \\ \mathcal{M} &= [0 \ \tilde{M}], \quad \mathcal{S} = [I \ 0], \\ \mathcal{W} &= \begin{bmatrix} W \otimes \Gamma & 0 \\ W \otimes \Gamma + K(I - \tilde{\alpha}^\Lambda) \tilde{C} & -K\tilde{C} \end{bmatrix}, \\ \mathcal{D} &= \begin{bmatrix} D_1 & 0 \\ D_1 & -KD_2 \end{bmatrix}, \quad \mathcal{H} = \begin{bmatrix} h(x_k) \\ h(x_k) \end{bmatrix}. \end{aligned} \quad (13)$$

Definition 5 (see [34]). The filtering error system (12) is said to be exponentially stable in the mean square if, in case of $v_k = 0$, for any initial conditions, there exist constants $\varepsilon > 0$ and $0 < \kappa < 1$ such that

$$\mathbb{E} \{ \|\eta_k\|^2 \} \leq \varepsilon \kappa^k \max_{i \in [-\bar{d}_M, 0]} \mathbb{E} \{ \|\eta_i\|^2 \}, \quad k \in \mathbb{N}, \quad (14)$$

where $\eta_i := [\varphi_1^T(i), \varphi_2^T(i), \dots, \varphi_N^T(i), \varphi_1^T(i), \varphi_2^T(i), \dots, \varphi_N^T(i)]^T$, for all $i \in [-\bar{d}_M, 0]$.

Our aim in this paper is to develop techniques to deal with the robust H_∞ filtering problem for a class of complex systems with stochastic packet dropouts, time delays, and disturbance inputs. The augmented observer system (12) satisfies the following requirements (Q1) and (Q2), simultaneously:

- (Q1) the filter error system (12) with $v_k = 0$ is exponentially stable in the mean square;
 (Q2) under the zero initial condition, the filtering error \tilde{z}_k satisfies

$$\frac{1}{N} \sum_{k=0}^{\infty} \mathbb{E} \{ \|\tilde{z}_k\|^2 \} \leq \gamma^2 \sum_{k=0}^{\infty} \|v_k\|^2 \quad (15)$$

for all nonzero v_k , where $\gamma > 0$ is a given disturbance attenuation level.

Lemma 6 (the Schur complement). *Given constant matrices S_1, S_2 , and S_3 , where $S_1 = S_1^T$ and $0 < S_2 = S_2^T$, then $S_1 + S_3^T S_2^{-1} S_3 < 0$ if and only if*

$$\begin{bmatrix} S_1 & S_3^T \\ S_3 & -S_2 \end{bmatrix} < 0 \quad \text{or} \quad \begin{bmatrix} -S_2 & S_3 \\ S_3^T & S_1 \end{bmatrix} < 0. \quad (16)$$

3. Main Results

In this part, we will construct the Lyapunov-Krasovskii functional and the use of linear matrix inequality to propose sufficient conditions such that the system error model in (12) could be exponentially stable in mean square. Let us first consider the robust exponential stability analysis problem for the filter error system (12) with $v_k = 0$.

Theorem 7. *Consider the system (2) and suppose that the estimator parameters K_i ($i = 1, 2, \dots, N$) are given. The system augmented error model (12) with $v_k = 0$ is said to be exponentially stable in mean square, if there exist positive definite matrices Q_i ($i = 1, 2, 3, 4$) and positive scalars λ_j ($j = 1, 2, 3$) satisfying the following inequality:*

$$\Pi_1 = \begin{bmatrix} \Xi_{11} & 0 & \Xi_{13} & \mathcal{W}^T P_1 \\ * & \Xi_{22} & 0 & \lambda_2 \Phi_2^{gT} \\ * & * & \Xi_{33} & P_1 \\ * & * & * & \Xi_{44} \end{bmatrix} < 0, \quad (17)$$

$$P_1 \leq \lambda_3 I,$$

where

$$\tilde{\alpha}_i^* = \alpha_i (1 - \alpha_i), \quad A_\varrho = \begin{bmatrix} \varrho I & 0 \\ 0 & 0 \end{bmatrix},$$

$$\Phi_1^f = I \otimes \text{Sym} \left\{ \frac{1}{2} \phi_1^f \phi_2^f \right\},$$

$$\Phi_2^f = I \otimes \frac{(\phi_1^f + \phi_2^f)}{2},$$

$$\Phi_1^g = I \otimes \text{Sym} \left\{ \frac{1}{2} \phi_1^g \phi_2^g \right\},$$

$$\Phi_2^g = I \otimes \frac{(\phi_1^g + \phi_2^g)}{2},$$

$$P_1 = \text{diag} \{ I \otimes Q_1, I \otimes Q_2 \}, \quad \Xi_{22} = -P_2 - \lambda_2 \Phi_1^g,$$

$$P_2 = \text{diag} \{ I \otimes Q_3, I \otimes Q_4 \}, \quad \Xi_{33} = P_1 - \lambda_1 I,$$

$$\Xi_{11} = \mathcal{W}^T P_1 \mathcal{W} - P_1 + (\bar{d}_M - \bar{d}_m + 1) P_2 + \lambda_3 A_\varrho$$

$$- \lambda_1 \Phi_1^f + \sum_{i=1}^N \tilde{\alpha}_i^* \mathcal{S}^T \bar{C}^T \mathcal{G}_i^T P_1 \mathcal{G}_i \bar{C} \mathcal{S},$$

$$\Xi_{13} = \mathcal{W}^T P_1 + \lambda_1 \Phi_2^{fT}, \quad \Xi_{44} = P_1 - \lambda_2 I.$$

(18)

Proof. Choose the following Lyapunov functional for system (12):

$$V(k) = V_1(k) + V_2(k) + V_3(k), \quad (19)$$

where

$$V_1(k) = \eta_k^T P_1 \eta_k,$$

$$V_2(k) = \sum_{i=k-d_k}^{k-1} \eta_i^T P_2 \eta_i, \quad (20)$$

$$V_3(k) = \sum_{j=k-\bar{d}_M+1}^{k-\bar{d}_m} \sum_{i=j}^{k-1} \eta_i^T P_2 \eta_i.$$

Then, along the trajectory of system (12) with $v_k = 0$, we have

$$\begin{aligned} \mathbb{E} \{ \Delta V_1(k) \} &= \mathbb{E} \{ V_1(k+1) - V_1(k) \} \\ &= \mathbb{E} \{ \eta_{k+1}^T P_1 \eta_{k+1} - \eta_k^T P_1 \eta_k \} \\ &= \mathbb{E} \{ \eta_k^T \mathcal{W}^T P_1 \mathcal{W} \eta_k + \bar{f}_k^T P_1 \bar{f}_k \\ &\quad + \bar{g}_{k-d_k}^T P_1 \bar{g}_{k-d_k} + \mathcal{H}^T P_1 \mathcal{H} \\ &\quad + \sum_{i=1}^N \tilde{\alpha}_i^* \eta_k^T \mathcal{S}^T \bar{C}^T \mathcal{G}_i^T P_1 \mathcal{G}_i \bar{C} \mathcal{S} \eta_k \\ &\quad + 2\eta_k^T \mathcal{W}^T P_1 \bar{f}_k + 2\eta_k^T \mathcal{W}^T P_1 \bar{g}_{k-d_k} \\ &\quad + 2\bar{f}_k^T P_1 \bar{g}_{k-d_k} - \eta_k^T P_1 \eta_k \}, \\ \mathbb{E} \{ \mathcal{H}^T P_1 \mathcal{H} \} &\leq \lambda_3 \eta_k^T A_\varrho \eta_k. \end{aligned} \quad (21)$$

Next, it can be derived that

$$\begin{aligned} \mathbb{E} \{ \Delta V_2(k) \} &= \mathbb{E} \{ V_2(k+1) - V_2(k) \} \\ &= \mathbb{E} \left\{ \sum_{i=k-d_{k+1}+1}^k \eta_i^T P_2 \eta_i - \sum_{i=k-d_k}^{k-1} \eta_i^T P_2 \eta_i \right\} \end{aligned}$$

$$\begin{aligned}
&= \mathbb{E} \left\{ \eta_k^T P_2 \eta_k - \eta_{k-d_k}^T P_2 \eta_{k-d_k} \right. \\
&\quad \left. + \sum_{i=k-d_{k+1}+1}^{k-1} \eta_i^T P_2 \eta_i - \sum_{i=k-d_k+1}^{k-1} \eta_i^T P_2 \eta_i \right\} \\
&= \mathbb{E} \left\{ \eta_k^T P_2 \eta_k - \eta_{k-d_k}^T P_2 \eta_{k-d_k} + \sum_{i=k-\bar{d}_m+1}^{k-1} \eta_i^T P_2 \eta_i \right. \\
&\quad \left. + \sum_{i=k-d_{k+1}+1}^{k-\bar{d}_m} \eta_i^T P_2 \eta_i - \sum_{i=k-d_k+1}^{k-1} \eta_i^T P_2 \eta_i \right\} \\
&\leq \mathbb{E} \left\{ \eta_k^T P_2 \eta_k - \eta_{k-d_k}^T P_2 \eta_{k-d_k} \right. \\
&\quad \left. + \sum_{i=k-\bar{d}_M+1}^{k-\bar{d}_m} \eta_i^T P_2 \eta_i \right\}, \\
\mathbb{E} \{ \Delta V_3(k) \} &= \mathbb{E} \{ V_3(k+1) - V_3(k) \} \\
&= \mathbb{E} \left\{ \sum_{j=k-\bar{d}_M+2}^{k-\bar{d}_m+1} \sum_{i=j}^k \eta_i^T P_2 \eta_i - \sum_{j=k-\bar{d}_M+1}^{k-\bar{d}_m} \sum_{i=j}^{k-1} \eta_i^T P_2 \eta_i \right\} \\
&= \mathbb{E} \left\{ \sum_{j=k-\bar{d}_M+1}^{k-\bar{d}_m} \sum_{i=j+1}^k \eta_i^T P_2 \eta_i - \sum_{j=k-\bar{d}_M+1}^{k-\bar{d}_m} \sum_{i=j}^{k-1} \eta_i^T P_2 \eta_i \right\} \\
&= \mathbb{E} \left\{ \sum_{j=k-\bar{d}_M+1}^{k-\bar{d}_m} (\eta_k^T P_2 \eta_k - \eta_j^T P_2 \eta_j) \right\} \\
&= \mathbb{E} \left\{ (\bar{d}_M - \bar{d}_m) \eta_k^T P_2 \eta_k - \sum_{i=k-\bar{d}_M+1}^{k-\bar{d}_m} \eta_i^T P_2 \eta_i \right\}. \tag{22}
\end{aligned}$$

Letting

$$\xi_k = \begin{bmatrix} \eta_k^T & \eta_{k-d_k}^T & \bar{f}_k^T & \bar{g}_{k-d_k}^T \end{bmatrix}^T, \tag{23}$$

the combination of (21) and (22) results in

$$\begin{aligned}
\mathbb{E} \{ \Delta V(\eta_k) \} &= \mathbb{E} \{ V(k+1) - V(k) \} \\
&= \sum_{i=1}^3 \mathbb{E} \{ \Delta V_i(k) \} \\
&\leq \mathbb{E} \{ \xi_k^T \tilde{\Pi}_1 \xi_k \}, \tag{24}
\end{aligned}$$

where

$$\begin{aligned}
\tilde{\Pi}_1 &= \begin{bmatrix} \tilde{\Xi}_{11} & 0 & \mathcal{W}^T P_1 & \mathcal{W}^T P_1 \\ * & -P_2 & 0 & 0 \\ * & * & P_1 & P_1 \\ * & * & * & P_1 \end{bmatrix}, \\
\tilde{\Xi}_{11} &= \mathcal{W}^T P_1 \mathcal{W} - P_1 + (\bar{d}_M - \bar{d}_m + 1) P_2 \\
&\quad + \lambda_3 A_e + \sum_{i=1}^N \tilde{\alpha}_i^* \mathcal{S}^T \tilde{C}^T \mathcal{G}_i^T P_1 \mathcal{G}_i \tilde{C} \mathcal{S}, \tag{25}
\end{aligned}$$

Notice that (5) implies

$$\begin{aligned}
[\bar{f}_k - (I \otimes \phi_1^f) \eta_k]^T [\bar{f}_k - (I \otimes \phi_2^f) \eta_k] &\leq 0, \\
[\bar{g}_k - (I \otimes \phi_1^g) \eta_k]^T [\bar{g}_k - (I \otimes \phi_2^g) \eta_k] &\leq 0. \tag{26}
\end{aligned}$$

From (26), it follows that

$$\begin{aligned}
\mathbb{E} \{ \Delta V(\eta_k) \} &\leq \mathbb{E} \left\{ \xi_k^T \tilde{\Pi}_1 \xi_k - \lambda_1 [\bar{f}_k - (I \otimes \phi_1^f) \eta_k]^T \right. \\
&\quad \times [\bar{f}_k - (I \otimes \phi_2^f) \eta_k] \\
&\quad \left. - \lambda_2 [\bar{g}_{k-d_k} - (I \otimes \phi_1^g) \eta_{k-d_k}]^T \right. \\
&\quad \left. \times [\bar{g}_{k-d_k} - (I \otimes \phi_2^g) \eta_{k-d_k}] \right\} \\
&\leq \mathbb{E} \{ \xi_k^T \Pi_1 \xi_k \}. \tag{27}
\end{aligned}$$

According to Theorem 7, we have $\Pi_1 < 0$; there must exist a sufficiently small scalar $\varepsilon_0 > 0$ such that

$$\Pi_1 + \varepsilon_0 \text{diag} \{I, 0\} < 0. \tag{28}$$

Then, it is easy to see from (27) and (28) that the following inequality holds:

$$\mathbb{E} \{ \Delta V(\eta_k) \} \leq -\varepsilon_0 \mathbb{E} \{ \|\eta_k\|^2 \}. \tag{29}$$

According to the definition of $V(k)$, we can derive that

$$\mathbb{E} \{ V(k) \} \leq \rho_1 \mathbb{E} \{ \|\eta_k\|^2 \} + \rho_2 \sum_{i=k-\bar{d}_M}^{k-1} \mathbb{E} \{ \|\eta_i\|^2 \}, \tag{30}$$

where $\rho_1 = \lambda_{\max}(P_1)$ and $\rho_2 = (\bar{d}_M - \bar{d}_m + 1) \lambda_{\max}(P_2)$.

For any scalar $\mu > 1$, together with (19), the above inequality implies that

$$\begin{aligned}
\mu^{k+1} \mathbb{E} \{ V(k+1) \} - \mu^k \mathbb{E} \{ V(k) \} &= \mu^{k+1} \mathbb{E} \{ \Delta V(k) \} + \mu^k (\mu - 1) \mathbb{E} \{ V(k) \} \\
&\leq \epsilon_1(\mu) \mu^k \mathbb{E} \{ \|\eta_k\|^2 \} + \epsilon_2(\mu) \sum_{i=k-\bar{d}_M}^{k-1} \mu^k \mathbb{E} \{ \|\eta_i\|^2 \} \tag{31}
\end{aligned}$$

with $\epsilon_1(\mu) = (\mu - 1)\rho_1 - \mu\varepsilon_0$ and $\epsilon_2(\mu) = (\mu - 1)\rho_2$.

In addition, for any integer $m \geq \bar{d}_M + 1$, summing up both sides of (31) from 0 to $m - 1$ with respect to k , we have

$$\begin{aligned} & \mu^m \mathbb{E} \{V(k+1)\} - \mathbb{E} \{V(0)\} \\ & \leq \epsilon_1(\mu) \sum_{k=0}^{m-1} \mu^k \mathbb{E} \{\|\eta_k\|^2\} \\ & \quad + \epsilon_2(\mu) \sum_{k=0}^{m-1} \sum_{i=k-\bar{d}_M}^{k-1} \mu^k \mathbb{E} \{\|\eta_i\|^2\}. \end{aligned} \quad (32)$$

Due to $\bar{d}_M \geq 1$,

$$\begin{aligned} & \sum_{k=0}^{m-1} \sum_{i=k-\bar{d}_M}^{k-1} \mu^k \mathbb{E} \{\|\eta_i\|^2\} \\ & \leq \left(\sum_{i=-\bar{d}_M}^{-1} \sum_{k=0}^{i+\bar{d}_M} + \sum_{i=0}^{m-1-\bar{d}_M} \sum_{k=i+1}^{i+\bar{d}_M} \right. \\ & \quad \left. + \sum_{i=m-1-\bar{d}_M}^{m-1} \sum_{k=i+1}^{m-1} \right) \mu^k \mathbb{E} \{\|\eta_i\|^2\} \\ & \leq \bar{d}_M \sum_{i=-\bar{d}_M}^{-1} \mu^{i+\bar{d}_M} \mathbb{E} \{\|\eta_i\|^2\} \\ & \quad + \bar{d}_M \sum_{i=0}^{m-1-\bar{d}_M} \mu^{i+\bar{d}_M} \mathbb{E} \{\|\eta_i\|^2\} \\ & \quad + \bar{d}_M \sum_{i=m-1-\bar{d}_M}^{m-1} \mu^{i+\bar{d}_M} \mathbb{E} \{\|\eta_i\|^2\} \\ & \leq \bar{d}_M \mu^{\bar{d}_M} \max_{-\bar{d}_M \leq i \leq 0} \mathbb{E} \{\|\eta_i\|^2\} \\ & \quad + \bar{d}_M \mu^{\bar{d}_M} \sum_{i=0}^{m-1} \mu^i \mathbb{E} \{\|\eta_i\|^2\}. \end{aligned} \quad (33)$$

So, we can obtain from (32) and (33) the following:

$$\begin{aligned} & \mu^k \mathbb{E} \{V(k)\} \leq \mathbb{E} \{V(0)\} + (\epsilon_1(\mu) + \bar{\epsilon}_2(\mu)) \sum_{i=0}^{k-1} \mu^i \mathbb{E} \{\|\eta_i\|^2\} \\ & \quad + \bar{\epsilon}_2(\mu) \sum_{-\bar{d}_M \leq i \leq 0} \mathbb{E} \{\|\eta_i\|^2\}, \end{aligned} \quad (34)$$

with $\bar{\epsilon}_2(\mu) = \bar{d}_M \mu^{\bar{d}_M} (\mu - 1) \rho_2$.

Let $\rho_0 = \lambda_{\min}(P_1)$ and $\rho = \max\{\rho_1, \rho_2\}$. It is obvious from (19) that

$$\mathbb{E} \{V(k)\} \geq \rho_0 \mathbb{E} \{\|\eta_k\|^2\}. \quad (35)$$

Meanwhile, we can find easily from (30) that

$$\mathbb{E} \{V(0)\} \leq \rho (2\bar{d}_M + 1) \max_{-\bar{d}_M \leq i \leq 0} \mathbb{E} \{\|\eta_i\|^2\}. \quad (36)$$

It can be verified that there exists a scalar $\mu_0 > 1$ such that

$$\epsilon_1(\mu_0) + \bar{\epsilon}_2(\mu_0) = 0. \quad (37)$$

Therefore, from (34)–(37), it is clear to see that

$$\begin{aligned} & \mathbb{E} \{\|\eta_k\|^2\} \\ & \leq \left(\frac{1}{\mu_0} \right)^k \frac{\rho (2\bar{d}_M + 1) + \bar{d}_M \bar{\epsilon}_2(\mu_0)}{\rho_0} \max_{-\bar{d}_M \leq i \leq 0} \mathbb{E} \{\|\eta_i\|^2\}. \end{aligned} \quad (38)$$

The augmented system (12) with $v_k = 0$ is exponentially mean-square stable according to Definition 5. The proof is complete. \square

Next, we will analyze the performance of the filtering error system (12).

Theorem 8. Consider the system (2) and suppose that the estimator parameters K_i ($i = 1, 2, \dots, N$) are given. The system augmented error model (12) is said to be exponentially stable in mean square and satisfies the H_∞ performance constraint (15) for all nonzero v_k and ω_k under the zero initial condition, if there exist positive definite matrices Q_i ($i = 1, 2, 3, 4$) and positive scalars λ_j ($j = 1, 2, 3$) satisfying the following inequality:

$$\begin{aligned} \Pi_2 = & \begin{bmatrix} \Xi_{11}^* & 0 & \Xi_{13} & \mathcal{W}^T P_1 & \mathcal{W}^T P_1 \mathcal{D} \\ * & \Xi_{22} & 0 & \lambda_2 \Phi_2^{gT} & 0 \\ * & * & \Xi_{33} & P_1 & P_1 \mathcal{D} \\ * & * & * & \Xi_{44} & P_1 \mathcal{D} \\ * & * & * & * & \mathcal{D}^T P_1 \mathcal{D} - \gamma^2 I \end{bmatrix} < 0, \quad (39) \\ & P_1 \leq \lambda_3 I, \end{aligned}$$

where

$$\begin{aligned} \Xi_{11}^* = & \mathcal{W}^T P_1 \mathcal{W} - P_1 + (\bar{d}_M - \bar{d}_m + 1) P_2 \\ & - \lambda_1 \Phi_1^f + \lambda_3 A_e \\ & + \frac{1}{N} \mathcal{M}^T \mathcal{M} + \sum_{i=1}^N \tilde{\alpha}_i^* \mathcal{S}^T \tilde{C}^T \mathcal{G}_i^T P_1 \mathcal{G}_i \tilde{C} \mathcal{S}, \end{aligned} \quad (40)$$

and other parameters are defined as in Theorem 7.

Proof. It is clear that (39) implies (17). According to Theorem 7, the filtering error system (12) with $v_k = 0$ is robustly exponentially stable in the mean square.

Let us now deal with the performance of the system (15). Construct the same Lyapunov-Krasovskii functional as in

Theorem 7. A similar calculation as in the proof of Theorem 7 leads to

$$\begin{aligned} \mathbb{E} \{\Delta V(k)\} \leq & \mathbb{E} \left\{ \xi_k^T \Pi_1 \xi_k + 2v_k^T \mathcal{D}^T P_1 \mathcal{W} \eta_k \right. \\ & + 2v_k^T \mathcal{D}^T P_1 \vec{f}_k + 2v_k^T \mathcal{D}^T P_1 \vec{g}_{k-d_k} \\ & \left. + v_k^T \mathcal{D}^T P_1 \mathcal{D} v_k \right\}, \end{aligned} \quad (41)$$

where ξ_k and Π_1 are defined previously.

Setting $\tilde{\xi}_k = [\xi_k^T \ v_k^T]^T$, inequality (41) can be rewritten as

$$\mathbb{E} \{\Delta V(k)\} \leq \mathbb{E} \left\{ \tilde{\xi}_k^T \begin{bmatrix} \Pi_1 & \widetilde{\mathcal{D}}^T \\ * & \mathcal{D}^T P_1 \mathcal{D} \end{bmatrix} \tilde{\xi}_k \right\}, \quad (42)$$

where $\widetilde{\mathcal{D}} = [\mathcal{D}^T P_1 \mathcal{W} \ 0 \ \mathcal{D}^T P_1 \ \mathcal{D}^T P_1]$.

In order to deal with the H_∞ performance of the filtering system (12), we introduce the following index:

$$\mathcal{J}(s) = \mathbb{E} \sum_{k=0}^s \left\{ \frac{1}{N} \|\tilde{z}_k\|^2 - \gamma^2 \|v_k\|^2 \right\}, \quad (43)$$

where s is nonnegative integer.

Under the zero initial condition, one has

$$\begin{aligned} \mathcal{J}(s) &= \mathbb{E} \sum_{k=0}^s \left\{ \frac{1}{N} \|\tilde{z}_k\|^2 - \gamma^2 \|v_k\|^2 + \Delta V(k) \right\} \\ &\quad - \mathbb{E} \{V(s+1)\} \\ &\leq \mathbb{E} \sum_{k=0}^s \left\{ \frac{1}{N} \|\tilde{z}_k\|^2 - \gamma^2 \|v_k\|^2 + \Delta V(k) \right\} \\ &\leq \mathbb{E} \sum_{k=0}^s \left\{ \tilde{\xi}_k^T \Pi_2 \tilde{\xi}_k \right\} < 0. \end{aligned} \quad (44)$$

According to Theorem 8, we have $\mathcal{J}(s) \leq 0$. Letting $s \rightarrow \infty$, we obtain

$$\frac{1}{N} \sum_{k=0}^{\infty} \mathbb{E} \left\{ \|\tilde{z}_k\|^2 \right\} \leq \gamma^2 \sum_{k=0}^{\infty} \|v_k\|^2, \quad (45)$$

and the proof is now complete. \square

We aim at solving the filter design problem for complex network (2). Therefore, we are in a position to consider the H_∞ filter design problem for the complex network (2). The following theorem provides sufficient conditions for the existence of such filters for system (12). The following result can be easily accessible from Theorem 8, and the proof is therefore omitted.

Theorem 9. Consider the system (2) and suppose that the disturbance attenuation level $\gamma > 0$ is given. The system augmented error model (12) is said to be exponentially stable in mean square and satisfies the H_∞ performance constraint (15) for all nonzero v_k and ω_k under the zero initial condition, if there exist positive definite matrices Q_i ($i = 1, 2, 3, 4$), matrices

Y_i ($i = 1, 2, \dots, N$), and positive scalars λ_j ($j = 1, 2, 3$) satisfying the following inequality:

$$\begin{aligned} \Pi_3 = & \begin{bmatrix} \Pi_{11} & \Pi_{12} & 0 & \Pi_{14} & \Pi_{15} & \Pi_{16} & \Pi_{18} & \Pi_{19} \\ * & \Pi_{22} & 0 & \Pi_{24} & \Pi_{25} & \Pi_{26} & \Pi_{28} & 0 \\ * & * & \Pi_{33} & 0 & \Pi_{35} & 0 & 0 & 0 \\ * & * & * & \Pi_{44} & \Pi_{45} & \Pi_{46} & 0 & 0 \\ * & * & * & * & \Pi_{55} & \Pi_{56} & 0 & 0 \\ * & * & * & * & * & \Pi_{66} & \Pi_{68} & 0 \\ * & * & * & * & * & * & -\mathcal{Q}_2 & 0 \\ * & * & * & * & * & * & * & -\mathcal{Q}_2 \end{bmatrix} < 0, \\ & P_1 \leq \lambda_3 I, \end{aligned} \quad (46)$$

where

$$\vec{Y} = \text{diag} \{Y_1, Y_2, \dots, Y_N\}, \quad \mathcal{Q}_2 = I \otimes Q_2, \quad (47)$$

$$Z = \left[\sqrt{\tilde{\alpha}_1^*} E_1 \vec{Y}^T \quad \sqrt{\tilde{\alpha}_2^*} E_2 \vec{Y}^T \quad \dots \quad \sqrt{\tilde{\alpha}_N^*} E_N \vec{Y}^T \right]^T,$$

$$\Pi_{19} = (I \otimes C)^T Z^T,$$

$$\Pi_{18} = (I \otimes C)^T (I - \tilde{\alpha}^\Lambda)^T \vec{Y}^T,$$

$$\Pi_{28} = -(I \otimes C)^T \vec{Y}^T,$$

$$\Pi_{68} = -D_2^T \vec{Y}^T,$$

$$\begin{aligned} \Pi_{11} &= (W^T W) \otimes (\Gamma(Q_1 + Q_2) \Gamma) \\ &\quad + \text{Sym} \left\{ (W \otimes \Gamma)^T \vec{Y} (I - \tilde{\alpha}^\Lambda) (I \otimes C) \right\} \\ &\quad - I \otimes (Q_1 - (\bar{d}_M - \bar{d}_m + 1) Q_4) \\ &\quad - \lambda_1 \Phi_1^f + \lambda_3 A_\varrho, \end{aligned}$$

$$\Pi_{12} = -(W \otimes \Gamma)^T \vec{Y} (I \otimes C),$$

$$\begin{aligned} \Pi_{14} &= [W^T \otimes (\Gamma Q_1) + \lambda_1 \Phi_2^f W^T \otimes (\Gamma Q_2) \\ &\quad + (I \otimes C)^T (I - \tilde{\alpha}^\Lambda) \vec{Y}^T], \end{aligned}$$

$$\begin{aligned} \Pi_{15} &= [W^T \otimes (\Gamma Q_1) W^T \otimes (\Gamma Q_2) \\ &\quad + (I \otimes C)^T (I - \tilde{\alpha}^\Lambda) \vec{Y}^T], \end{aligned}$$

$$\begin{aligned} \Pi_{16} &= [W^T \otimes (\Gamma(Q_1 + Q_2)) D_1 + (I \otimes C)^T (I - \tilde{\alpha}^\Lambda) \vec{Y}^T D_2 \\ &\quad - (W \otimes \Gamma)^T \vec{Y} D_2], \end{aligned}$$

$$\Pi_{22} = -I \otimes (Q_2 - (\bar{d}_M - \bar{d}_m + 1) Q_4)$$

$$- \lambda_1 \Phi_1^f + \frac{1}{N} (I \otimes (M^T M)),$$

$$\Pi_{24} = [0 \ (I \otimes C)^T \vec{Y}^T + \lambda_1 \Phi_2^f]^T,$$

$$\Pi_{25} = [0 \ (I \otimes C)^T \vec{Y}^T],$$

$$\begin{aligned}
\Pi_{26} &= \begin{bmatrix} -(I \otimes C)^T \tilde{Y}^T D_1 & 0 \end{bmatrix}, \\
\Pi_{33} &= -\text{diag} \{I \otimes Q_3, I \otimes Q_4\} - \lambda_2 \Phi_1^g, \\
\Pi_{35} &= \lambda_2 \Phi_2^{gT}, \\
\Pi_{44} &= \text{diag} \{I \otimes Q_1, I \otimes Q_2\} - \lambda_1 I, \\
\Pi_{45} &= \text{diag} \{I \otimes Q_1, I \otimes Q_2\}, \\
\Pi_{55} &= \text{diag} \{I \otimes Q_1, I \otimes Q_2\} - \lambda_2 I, \\
\Pi_{46} &= \Pi_{56} = \begin{bmatrix} (I \otimes Q_2) D_1 & 0 \\ (I \otimes Q_2) D_1 & -\tilde{Y}^T D_2 \end{bmatrix}, \\
\Pi_{66} &= \begin{bmatrix} D_1^T (I \otimes (Q_1 + Q_2)) D_1 - \gamma^2 I & -D_1^T \tilde{Y}^T D_2 \\ * & -\gamma^2 I \end{bmatrix},
\end{aligned} \quad (48)$$

and other parameters are defined as in Theorem 7. Moreover, if the above inequality is feasible, the desired state estimator gains can be determined by

$$K_i = Q_2^{-1} Y_i. \quad (49)$$

4. Numerical Simulations

In this section, we present an illustrative example to demonstrate the effectiveness of the proposed theorems. Considering the system model (2) with three sensors, the system data are given as follows:

$$W = \begin{bmatrix} -0.4 & 0.4 & 0 \\ 0.4 & -0.6 & 0.2 \\ 0 & 0.2 & -0.2 \end{bmatrix}, \quad \Gamma = \text{diag} \{0.1, 0.1\},$$

$$D_{11} = \begin{bmatrix} 0.14 \\ -0.15 \end{bmatrix}, \quad D_{12} = \begin{bmatrix} 0.1 \\ 0.12 \end{bmatrix},$$

$$D_{13} = \begin{bmatrix} 0.1 \\ -0.05 \end{bmatrix}, \quad M = [0.5 \quad 0.7],$$

$$D_{21} = \begin{bmatrix} 0.1 \\ -0.1 \end{bmatrix}, \quad D_{22} = \begin{bmatrix} -0.1 \\ 0.2 \end{bmatrix},$$

$$D_{23} = \begin{bmatrix} 0.2 \\ -0.15 \end{bmatrix}, \quad C = \begin{bmatrix} 0.8 & 0.5 \\ 0.9 & -0.3 \end{bmatrix},$$

$$f(x_i(k))$$

$$= \begin{bmatrix} -0.6x_{i1}(k) + 0.3x_{i2}(k) + \tanh(0.3x_{i1}(k)) \\ 0.6x_{i2}(k) - \tanh(0.2x_{i2}(k)) \end{bmatrix},$$

$$g(x_i(k))$$

$$= \begin{bmatrix} 0.02x_{i1}(k) + 0.06x_{i2}(k) \\ -0.03x_{i1}(k) + 0.02x_{i2}(k) + \tanh(0.01x_{i1}(k)) \end{bmatrix},$$

$$h(x_i(k)) = 0.15x_i(k), \quad d(k) = 2 + \sin\left(\frac{\pi k}{2}\right),$$

$$v_1(k) = 3 \exp(-0.3k) \cos(0.2k),$$

$$v_2(k) = 2 \exp(-0.2k) \sin(0.1k).$$

(50)

Then, it is easy to see that the constraint (26) can be met with

$$\phi_1^f = \begin{bmatrix} -0.6 & 0.3 \\ 0 & 0.4 \end{bmatrix}, \quad \phi_2^f = \begin{bmatrix} -0.3 & 0.3 \\ 0 & 0.6 \end{bmatrix}, \quad (51)$$

$$\phi_1^g = \begin{bmatrix} 0.02 & 0.06 \\ -0.03 & 0.02 \end{bmatrix}, \quad \phi_2^g = \begin{bmatrix} 0.02 & 0.06 \\ -0.02 & 0.02 \end{bmatrix}.$$

Let the disturbance attenuation level be $\gamma = 0.96$. Assume that the initial values $\varphi_i(k)$ ($i = 1, 2, 3$; $k = -3, -2, -1, 0$) are generated that obey uniform distribution over $[-1.5, 1.5]$, $\alpha_1 = 0.88$, $\alpha_2 = 0.85$, and $\alpha_3 = 0.87$, and the delay parameters are chosen as $\bar{d}_m = 1$ and $\bar{d}_M = 3$.

By applying Theorem 9 with help from MATLAB, we can obtain the desired filter parameters as follows:

$$\lambda_1 = 23.9040, \quad \lambda_2 = 50.2256, \quad \lambda_3 = 14.0023,$$

$$Q_1 = \begin{bmatrix} 9.1446 & 3.8908 \\ 3.8908 & 3.5213 \end{bmatrix},$$

$$Q_2 = \begin{bmatrix} 9.0768 & 3.7262 \\ 3.7262 & 6.7169 \end{bmatrix},$$

$$Q_3 = \begin{bmatrix} 0.7093 & -0.1693 \\ -0.1693 & 0.2576 \end{bmatrix}, \quad (52)$$

$$Q_4 = \begin{bmatrix} 0.8390 & -0.3283 \\ -0.3283 & 0.8284 \end{bmatrix},$$

$$Y_1 = \begin{bmatrix} 0.5154 & -0.9270 \\ 0.9371 & -0.6966 \end{bmatrix},$$

$$Y_2 = \begin{bmatrix} 0.6617 & -1.1042 \\ 1.0172 & -0.8178 \end{bmatrix},$$

$$Y_3 = \begin{bmatrix} 0.2943 & -0.7441 \\ 0.8713 & -0.6346 \end{bmatrix}. \quad (53)$$

Then, according to (49), the desired estimator parameters can be designed as

$$K_1 = \begin{bmatrix} -0.0006 & -0.0771 \\ 0.1399 & -0.0609 \end{bmatrix},$$

$$K_2 = \begin{bmatrix} 0.0139 & -0.0928 \\ 0.1437 & -0.0703 \end{bmatrix}, \quad (54)$$

$$K_3 = \begin{bmatrix} -0.0270 & -0.0559 \\ 0.1447 & -0.0635 \end{bmatrix}.$$

Simulation results are shown in Figures 1, 2, 3, and 4, where Figures 1–3 plot the missing measurements and ideal measurements for sensors 1–3, respectively, and Figure 4 depicts the output errors. From those figures, we can confirm the superiority of the designed H_∞ filter.

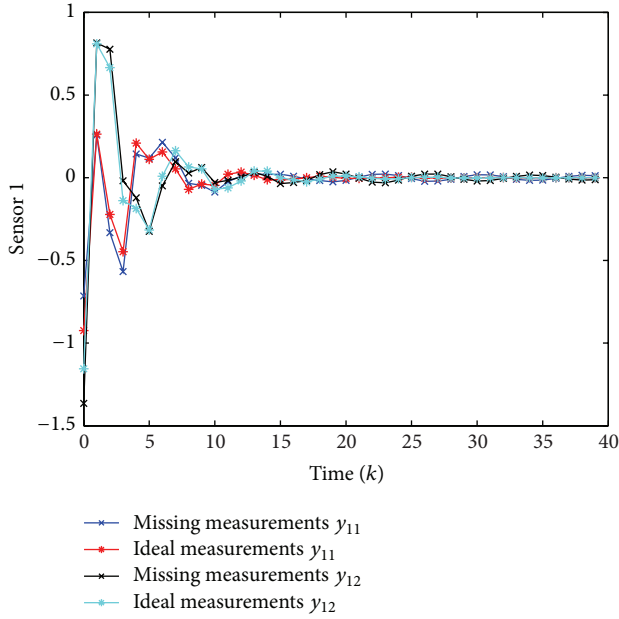


FIGURE 1: The ideal measurements and the missing measurements of $y_1(k)$.

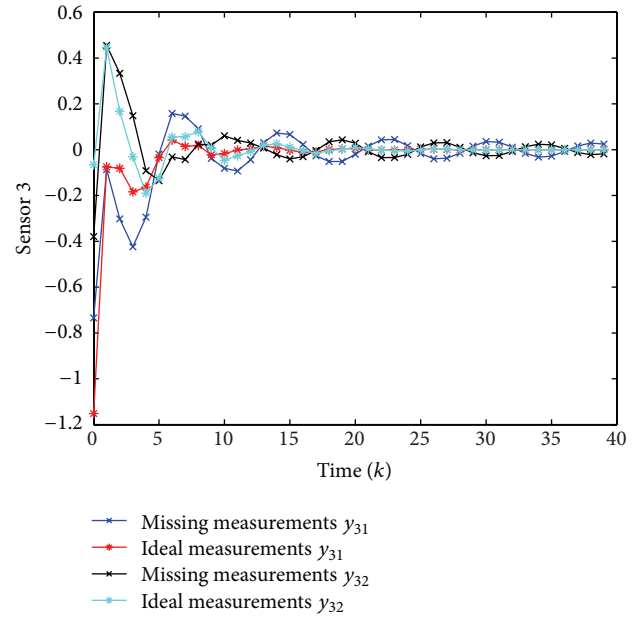


FIGURE 3: The ideal measurements and the missing measurements of $y_3(k)$.

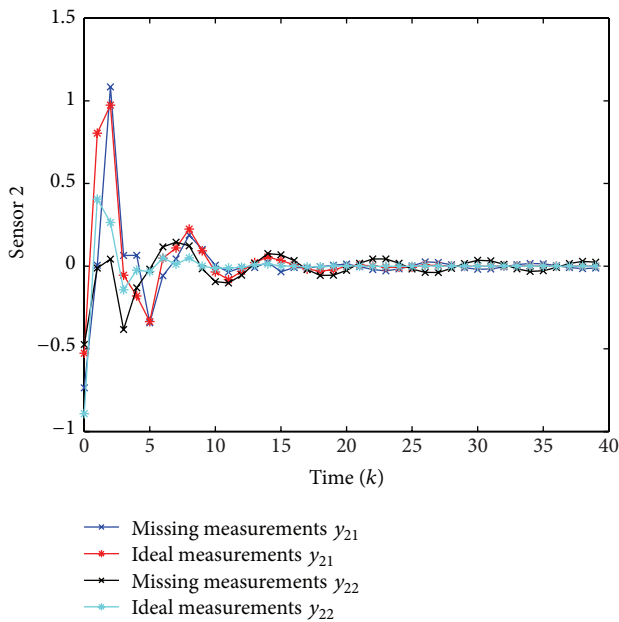


FIGURE 2: The ideal measurements and the missing measurements of $y_2(k)$.

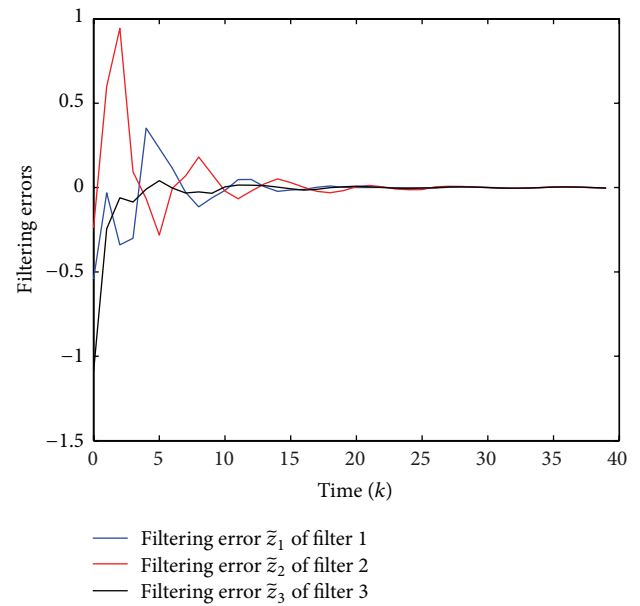


FIGURE 4: The estimator errors $\hat{z}_i(k)$ ($i = 1, 2, 3$).

5. Conclusions

In this paper, we have studied the robust H_∞ filtering problem for a class of complex systems with stochastic packet dropouts, time delays, and disturbance inputs. The discrete-time system under study involves multiplicative noises, time-varying delays, sector-bounded nonlinearities, and stochastic packet dropouts. By means of LMIs, sufficient conditions for the robustly exponential stability of the filtering error

dynamics have been obtained and, at the same time, the prescribed disturbance rejection attenuation level has been guaranteed. Then, the explicit expression of the desired filter parameters has been derived. A numerical example has been provided to show the usefulness and effectiveness of the proposed design method.

Conflict of Interests

The authors declare that there is no conflict of interests regarding the publication of this paper.

Acknowledgments

This work has been supported by the National Natural Science Foundation of China (Grant no. 61104109), the Natural Science Foundation of Jiangsu Province of China (Grant no. BK2011703), the Support of Science and Technology and Independent Innovation Foundation of Jiangsu Province of China (Grant no. BE2012178), the NUST Outstanding Scholar Supporting Program, and the Doctoral Fund of Ministry of Education of China (Grant no. 20113219110027).

References

- [1] J. Hu, Z. Wang, H. Gao, and L. K. Stergioulas, "Extended Kalman filtering with stochastic nonlinearities and multiple missing measurements," *Automatica*, vol. 48, no. 9, pp. 2007–2015, 2012.
- [2] Z. Wang, X. Liu, Y. Liu, J. Liang, and V. Vinciotti, "An extended kalman filtering approach to modeling nonlinear dynamic gene regulatory networks via short gene expression time series," *IEEE/ACM Transactions on Computational Biology and Bioinformatics*, vol. 6, no. 3, pp. 410–419, 2009.
- [3] F. Yang, Z. Wang, and Y. S. Hung, "Robust Kalman filtering for discrete time-varying uncertain systems with multiplicative noises," *IEEE Transactions on Automatic Control*, vol. 47, no. 7, pp. 1179–1183, 2002.
- [4] L. Wu, P. Shi, H. Gao, and C. Wang, " H_{∞} filtering for 2D Markovian jump systems," *Automatica*, vol. 44, no. 7, pp. 1849–1858, 2008.
- [5] L. Wu and D. W. C. Ho, "Fuzzy filter design for Itô stochastic systems with application to sensor fault detection," *IEEE Transactions on Fuzzy Systems*, vol. 17, no. 1, pp. 233–242, 2009.
- [6] X. Su, P. Shi, L. Wu, and Y. Song, "A novel approach to filter design for T-S fuzzy discrete-time systems with time-varying delay," *IEEE Transactions on Fuzzy Systems*, vol. 20, no. 6, pp. 1114–1129, 2012.
- [7] X. Su, L. Wu, and P. Shi, "Sensor networks with random link failures: distributed filtering for T-S fuzzy systems," *IEEE Transactions on Industrial Informatics*, vol. 9, no. 3, pp. 1739–1750, 2013.
- [8] X. Su, P. Shi, L. Wu, and S. K. Nguang, "Induced l_2 filtering of fuzzy stochastic systems with time-varying delays," *IEEE Transactions on Cybernetics*, vol. 43, no. 4, pp. 1251–1264, 2013.
- [9] X. Yao, L. Wu, and W. X. Zheng, "Fault detection filter design for Markovian jump singular systems with intermittent measurements," *IEEE Transactions on Signal Processing*, vol. 59, no. 7, pp. 3099–3109, 2011.
- [10] G. Wei, Z. Wang, and H. Shu, "Robust filtering with stochastic nonlinearities and multiple missing measurements," *Automatica*, vol. 45, no. 3, pp. 836–841, 2009.
- [11] Z. Wang, F. Yang, D. W. C. Ho, and X. Liu, "Robust finite-horizon filtering for stochastic systems with missing measurements," *IEEE Transactions on Signal Processing*, vol. 12, no. 6, pp. 137–144, 2005.
- [12] P. Shi, M. Mahmoud, S. K. Nguang, and A. Ismail, "Robust filtering for jumping systems with mode-dependent delays," *Signal Processing*, vol. 86, no. 1, pp. 140–152, 2006.
- [13] S. Sun, L. Xie, and W. Xiao, "Optimal full-order and reduced-order estimators for discrete-time systems with multiple packet dropouts," *IEEE Transactions on Signal Processing*, vol. 56, no. 8, pp. 4031–4038, 2008.
- [14] H. Dong, Z. Wang, and H. Gao, "Distributed H_{∞} filtering for a class of Markovian jump nonlinear time-delay systems over lossy sensor networks," *IEEE Transactions on Industrial Electronics*, vol. 60, no. 10, pp. 4665–4672, 2013.
- [15] H. Dong, Z. Wang, and H. Gao, "Distributed filtering for a class of time varying systems over sensor networks with quantization errors and successive packet dropouts," *IEEE Transactions on Signal Processing*, vol. 60, no. 6, pp. 3164–3173, 2012.
- [16] H. Dong, Z. Wang, D. W. C. Ho, and H. Gao, "Robust H_{∞} filtering for Markovian jump systems with randomly occurring nonlinearities and sensor saturation: the finite-horizon case," *IEEE Transactions on Signal Processing*, vol. 59, no. 7, pp. 3048–3057, 2011.
- [17] Z. Wang, H. Dong, B. Shen, and H. Gao, "Finite-horizon H_{∞} filtering with missing measurements and quantization effects," *IEEE Transactions on Automatic Control*, vol. 58, no. 7, pp. 1707–1718, 2013.
- [18] B. Shen, Z. Wang, and X. Liu, "Sampled-data synchronization control of complex dynamical networks with stochastic sampling," *IEEE Transactions on Automatic Control*, vol. 57, no. 10, pp. 2644–2650, 2012.
- [19] Y. Tang, Z. Wang, and J.-A. Fang, "Pinning control of fractional-order weighted complex networks," *Chaos*, vol. 19, no. 1, Article ID 013112, 2009.
- [20] X. Li, X. Wang, and G. Chen, "Pinning a complex dynamical network to its equilibrium," *IEEE Transactions on Circuits and Systems I: Regular Papers*, vol. 51, no. 10, pp. 2074–2087, 2004.
- [21] C. Lin, Z. Wang, and F. Yang, "Observer-based networked control for continuous-time systems with random sensor delays," *Automatica*, vol. 45, no. 2, pp. 578–584, 2009.
- [22] Y. Liu, Z. Wang, J. Liang, and X. Liu, "Synchronization and state estimation for discrete-time complex networks with distributed delays," *IEEE Transactions on Systems, Man, and Cybernetics B: Cybernetics*, vol. 38, no. 5, pp. 1314–1325, 2008.
- [23] Q. Song and J. Cao, "On pinning synchronization of directed and undirected complex dynamical networks," *IEEE Transactions on Circuits and Systems I: Regular Papers*, vol. 57, no. 3, pp. 672–680, 2010.
- [24] L. Wu, Z. Feng, and W. X. Zheng, "Exponential stability analysis for delayed neural networks with switching parameters: average dwell time approach," *IEEE Transactions on Neural Networks*, vol. 21, no. 9, pp. 1396–1407, 2010.
- [25] L. Wu, Z. Feng, and J. Lam, "Stability and synchronization of discrete-time neural networks with switching parameters and time-varying delays," *IEEE Transactions on Neural Networks and Learning Systems*, vol. 24, no. 12, pp. 1957–1972, 2013.
- [26] B. Shen, Z. Wang, and X. Liu, "Bounded H_{∞} synchronization and state estimation for discrete time-varying stochastic complex networks over a finite horizon," *IEEE Transactions on Neural Networks*, vol. 22, no. 1, pp. 145–157, 2011.
- [27] B. Shen, Z. Wang, D. Ding, and H. Shu, " H_{∞} state estimation for complex networks with uncertain inner coupling and incomplete measurements," *IEEE Transactions on Neural Networks and Learning Systems*, vol. 24, no. 12, pp. 2027–2037, 2013.

- [28] D. Ding, Z. Wang, B. Shen, and H. Shu, " H_∞ state estimation for discrete-time complex networks with randomly occurring sensor saturations and randomly varying sensor delays," *IEEE Transactions on Neural Networks and Learning Systems*, vol. 23, no. 5, pp. 725–736, 2012.
- [29] Y. Liu, Z. Wang, J. Liang, and X. Liu, "Synchronization and state estimation for discrete-time complex networks with distributed delays," *IEEE Transactions on Systems, Man, and Cybernetics B: Cybernetics*, vol. 38, no. 5, pp. 1314–1325, 2008.
- [30] Y. Wang, Z. Wang, and J. Liang, "Global synchronization for delayed complex networks with randomly occurring nonlinearities and multiple stochastic disturbances," *Journal of Physics A: Mathematical and Theoretical*, vol. 42, no. 13, Article ID 135101, 2009.
- [31] Z. Wang, Y. Wang, and Y. Liu, "Global synchronization for discrete-time stochastic complex networks with randomly occurred nonlinearities and mixed time delays," *IEEE Transactions on Neural Networks*, vol. 21, no. 1, pp. 11–25, 2010.
- [32] Y. Liu, Z. Wang, and X. Liu, "Exponential synchronization of complex networks with Markovian jump and mixed delays," *Physics Letters A: General, Atomic and Solid State Physics*, vol. 372, no. 22, pp. 3986–3998, 2008.
- [33] Y. Wang, Z. Wang, and J. Liang, "A delay fractioning approach to global synchronization of delayed complex networks with stochastic disturbances," *Physics Letters A: General, Atomic and Solid State Physics*, vol. 372, no. 39, pp. 6066–6073, 2008.
- [34] Z. Wang, D. W. C. Ho, Y. Liu, and X. Liu, "Robust H_∞ control for a class of nonlinear discrete time-delay stochastic systems with missing measurements," *Automatica*, vol. 45, no. 3, pp. 684–691, 2009.