


 Cite this: *RSC Adv.*, 2022, 12, 27997

 Received 14th August 2022
 Accepted 15th September 2022

DOI: 10.1039/d2ra05090k

rsc.li/rsc-advances

Recovery and utilization of crude glycerol, a biodiesel byproduct

 Yujia Liu,^a Biqi Zhong ^a and Adeniyi Lawat^{*b}

Biodiesel production has increased significantly in the past decade because it has been demonstrated to be a viable alternative and renewable fuel. Consequently, the production of crude glycerol, the main byproduct of the transesterification of lipids to biodiesel, has risen as well. Therefore, the effective recovery and utilization of crude glycerol can provide biodiesel with additional value. In this review, we first summarized the state-of-the-art progress on crude glycerol recovery and purification. Subsequently, numerous approaches have been reviewed for the utilization of crude glycerol, including use as animal feeds, for combustion, anaerobic fermentation, and chemical conversion. Finally, an extensive discussion and outlook is presented in relation to the techniques and processes in the chemical conversion of crude glycerol.

1. Introduction

Biodiesel is a renewable fuel produced domestically from animal fats, vegetable oils, or recycled restaurant waste cooking oil and grease. It is nontoxic and biodegradable and is a clean burning alternative to petroleum diesel. Biodiesel is a liquid fuel, commonly referred to as B100. Similar to petroleum diesel, biodiesel is used in fuel compression-ignition engines.¹

The use of biodiesel as a vehicle fuel enhances energy safety, improves public health and the environment, and provides safety benefits.^{1,2} Biodiesel can directly replace or expand the supply of conventional petroleum diesel for use in conventional diesel engines. In comparison to petroleum diesel, biodiesel used in conventional diesel engines reduces significant exhaust emissions of carbon monoxide (CO), sulfates, unburned hydrocarbons (HC), polycyclic aromatic hydrocarbons (PAHs), nitrated PAHs, and particulate matter (PM). B100 has optimal emission reductions but lower levels of blends also have advantages. B20 (20 wt% biodiesel and 80 wt% petroleum diesel) has been proven to reduce PM emissions by 10%, CO by 11%, and unburned HC by 21% (Fig. 1) in older engines. Biodiesel increases the cetane number of the fuel while improving the lubricity of the fuel. Biodiesel is non-toxic and non-flammable; thus, it is safer than petroleum diesel and causes less damage to the environment if spilled or released into the environment. Biodiesel has a flash point above 130 °C compared to petroleum diesel's flash point of approximately 52 °C. Biodiesel can be safely handled, stored, and transported.³

^aSchool of Chemical Engineering and Light Industry, Guangdong University of Technology, Guangzhou, 510006, China

^bNew Jersey Center for MicroChemical Systems, Department of Chemical Engineering and Materials Science, Stevens Institute of Technology, Castle Point on Hudson, Hoboken, NJ 07030, USA. E-mail: adeniyi.lawat@stevens.edu

The raw materials for biodiesel production are used cooking oil, vegetable oil, yellow grease, and tallow. The production process undergoes a transesterification process that converts oils and fats into chemicals called long-chain mono alkyl esters or biodiesel. In simple terms, 100 pounds of fat or oil are reacted with 10 pounds of a short-chain alcohol (usually methanol) to form 100 pounds of biodiesel and 10 pounds of glycerol using a catalyst (usually sodium hydroxide [NaOH] or rarely, potassium hydroxide [KOH]) to speed up the reaction process. Current research is focused on developing microalga as a potential biodiesel feedstock since it has less competition with oil crops for land availability.⁴

The global biodiesel industry has seen a steady growth trend over the past decade, with profitable production facilities located in advanced economies everywhere from coast to coast. The industry reached a significant milestone in 2009 when its production exceeded the 15 billion liter mark for the first time. A current market study from Trusted Business Insights in 2021 (ref. 5) shows that the global glycerol market size was \$1.5

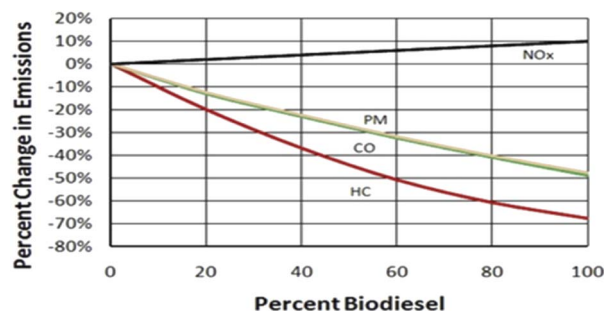


Fig. 1 Average emissions impact of biodiesel for heavy-duty highway engines. Source: EPA 2002.



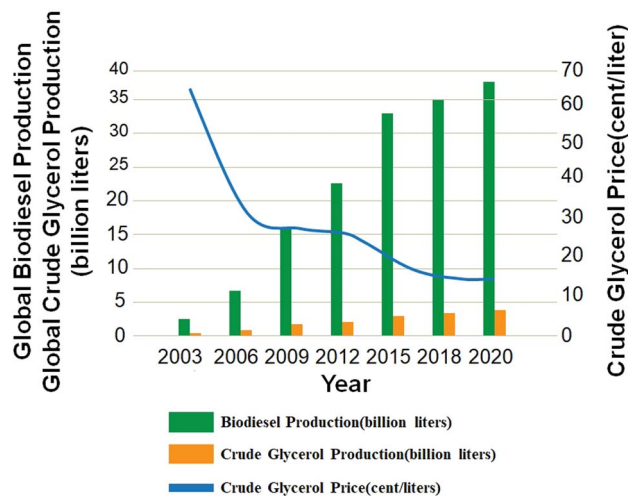


Fig. 2 Global biodiesel and crude glycerol production from 2003 to 2020 (ref. 6).

billion in 2020 and is expected to grow at a compound annual growth rate (CAGR) of 3.9% from 2021 to 2027. The biodiesel source segment accounted for the largest revenue share in 2019 at over 59.1%.

Fig. 2 shows the projected biodiesel and crude glycerol productions from 2003 to 2020 (ref. 6). The total industrial production substantially exceeded the 2013 biodiesel requirement under the Federal Renewable Fuel Standard and was sufficient to meet the requirements of most advanced biofuels.⁵

Crude glycerol has a profound impact on the future development of the biodiesel industry since biodiesel production will generate about 10 wt% of the product as the byproduct crude glycerol. According to the latest report of the Organization for Economic Co-operation and Development (OECD), the world biodiesel production was about 46 799 million liters in 2020 and the world biodiesel market is expected to reach the 49 882 million liters in 2030,⁷ which infers that about 4 billion gallons of crude glycerol will be produced. An excess of crude glycerol as a byproduct in biodiesel production will affect the refined

glycerol market. Hence, there is a need to develop an economically attractive and sustainable process that utilizes this crude glycerol.

In this review, we first summarize the state-of-the-art technologies and processes on crude glycerol recovery and purification. Subsequently, numerous approaches are discussed for the utilization of crude glycerol, including use as animal feeds, for combustion, anaerobic fermentation, and chemical conversion (shown in Scheme 1).

2. Characteristics of crude glycerol

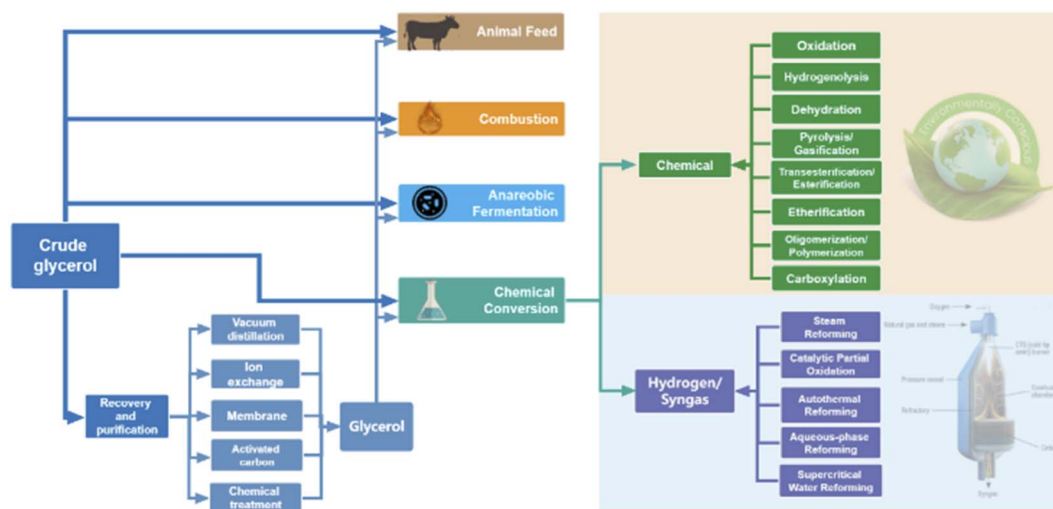
Table 1 shows that glycerol can be divided into three main categories, namely, crude glycerol, purified glycerol, and commercially synthesized glycerol. The properties of crude glycerol and purified glycerol differ greatly from each other, but the differences between purified and synthesized glycerol are minimal. Actually, purified glycerol is usually prepared of a quality close to that of commercial synthetic glycerol.

Depending on the potential end use and purity, purified glycerol can be classified into three grades (Table 2). Purified glycerol produced from biodiesel byproducts is typically traded in the market at 99.5–99.7% purity. As expected, however, the purity of crude glycerol from biodiesel production is far below that of purified glycerol.

The results of elemental analysis of crude glycerol obtained from biodiesel production are summarized in Table 3,¹⁰ showing that carbon, balanced oxygen, and hydrogen are the main elemental components. With high value of carbon in crude glycerol allows it to be a renewable energy source that can be used for different applications.

3. Crude glycerol recovery and purification

A variety of practicable techniques and methods are available for recovering crude glycerol from transesterification reaction, such as centrifugation, bleaching, and chemical treatment. In



Scheme 1 Utilization of glycerol and crude glycerol.

Table 1 Characteristics of different types of glycerol⁸

Parameter	Crude glycerol	Purified glycerol	Commercially synthesized glycerol
Glycerol content (%)	60–80	99.1–99.8	99.2–99.98
Moisture content (%)	1.5–6.5	0.11–0.8	0.14–0.29
Ash content (%)	1.5–2.5	0.054	<0.002
Soap content (%)	3.0–5.0	0.56	N/A
Acidity (pH)	0.7–1.3	0.10–0.16	0.04–0.07
FAME	Residue	Residue	Residue
Color (APHA)	Dark	34–45	1.8–10.3
Chloride (ppm)	ND	1.0	0.6–9.5

Table 2 Commercially available basic grade of purified glycerol⁹

Grade	Type of glycerol	Preparation and application
Grade-I	Technical grade ~99.5%	Prepared by the synthetic process and used as a base material for various chemicals but not for food or pharmaceutical formulations
Grade-II	USP grade 96–99.5%	Prepared from vegetable oil sources or animal fat, applicable to food, pharmaceuticals, and cosmetics
Grade-III	Kosher or USP/FCC grade 99.5–99.7%	Prepared from vegetable oil sources, suitable for use in kosher foods and drinks

Table 3 Typical elemental analysis of crude glycerol¹⁰

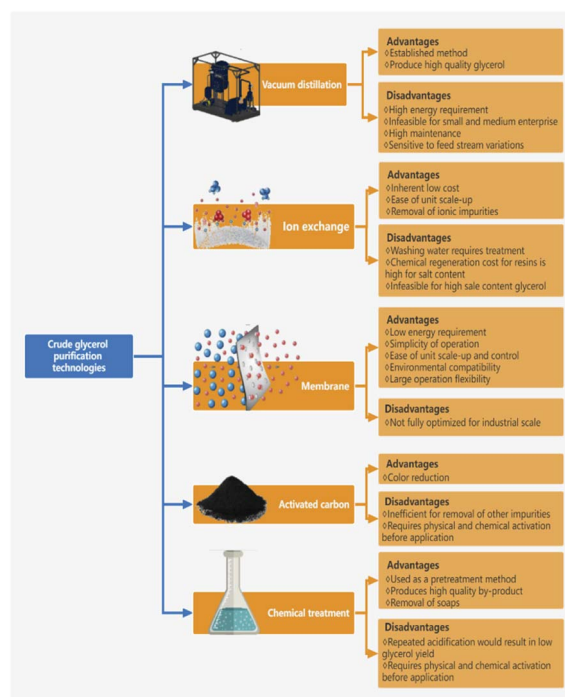
Elements	wt%
Carbon (C)	52.77
Balance oxygen (O)	36.15
Hydrogen (H)	11.08
Nitrogen (N)	<0.0001
Sulfur (S)	—

chemical treatment, the neutralization reaction using a strong acid to remove the catalyst and soaps is the most common method used in the pretreatment process of crude glycerol.¹¹ The salts produced from neutralization can be removed by decantation and filtration. The bleaching procedure effectively reduces the large amount of free fatty acids (FFA), odor, and pigmented compounds (*e.g.*, carotenoids and chlorophyll) contained in crude glycerol.¹³ Maximum yields can be achieved using bleaching recovery techniques for glycerol¹⁴ since bleaching not only recovers the glycerol but also saponifies the free triglycerides.¹⁵

In the third recovery process, crude glycerol is first recovered by centrifugation, and then any contaminated soap is converted to acid or salt by treatment with hydrochloric acid.^{16,17} Water and methanol in the glycerol phase can be separated by distillation through a simple distillation process¹⁸ and the glycerol layer can be neutralized with caustic soda. Following product recovery, the process of glycerol purification is implemented. Although a variety of purification techniques are available, as shown in Fig. 3, purifying crude glycerol to the level of purity required for food or pharmaceutical grade is expensive.¹⁹

4. Utilization of glycerol

The main utilization of glycerol in 2020 is shown in Fig. 4. The top category is the application in pharmaceutical industries, personal oral care products, and cosmetics since glycerol is an ideal ingredient in preventing moisture loss. Owing to the large amount of excess glycerol produced, in addition to its

Fig. 3 Summary of glycerol purification technologies.¹²

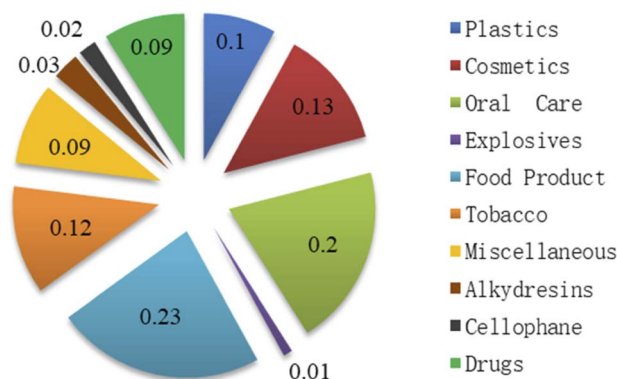


Fig. 4 End use of glycerol in 2020 (ref. 5).

traditional uses in the pharmaceutical and personal care sectors, new opportunities have emerged in recent years to convert glycerol into value-added chemicals. Numerous approaches for utilizing crude glycerol have been investigated, including use as animal feeds, for combustion, anaerobic fermentation, and chemical conversion.

4.1. Animal feeds

Glycerol has been used to feed animals since the 1970s.²⁰ However, the supply of glycerol restricted its use as animal feed.²¹ The growth of corn prices and excess of crude glycerol led to a renewed enthusiasm to study the use of crude glycerol in animal feeds. Nevertheless, crude glycerol needs to be effectively purified before it can be used in animal feed.

El-Hawarry *et al.*²² utilized glycerol, molasses, and starch as carbon sources for rearing Nile tilapia to form different bioflocs. Under low stocking density, the whole-body protein and lipid content in bioflocs formed with glycerol shows the highest value.

Louvado *et al.*²³ conducted a comparative trial for feeding *Dicentrarchus labrax* with or without the addition of refined glycerol as a supplement. Their results showed that the addition of refined glycerol as a supplement during feeding did not affect the composition of the fish's intestinal bacterial colonies but reduced the amino acid catabolism.

To decrease enteric methane emissions of cattle, Karlsson *et al.*²⁴ evaluated the impact of replacing wheat starch (200 g kg⁻¹ of Dry Matter) with refined glycerol in a grass silage and barley-based Total Mixed Rations (TMR) on feed intake, milk production, and methane emissions since glycerol can provide the energy required for milk production without increasing intestinal methane production. Their results indicated that replacing wheat starch (200 g kg⁻¹ of DM) with refined glycerol in a grass silage and barley-based TMR increased CH₄ emissions and Dry Matter Intake (DMI) with no effect on CH₄/DMI or ECM yield.

4.2. Combustion

The simplest method of utilizing crude glycerol is its combustion as a fuel because this utilization requires no purification

whatsoever. Compared to crude oil (~42.3 MJ kg⁻¹),²⁵ natural gas (~52.2 MJ kg⁻¹), and bituminous coal (~30.2 MJ kg⁻¹),²⁶ glycerol has an intermediate calorific level (~16 MJ kg⁻¹), but it has not yet been utilized as a fuel.^{27,28} The challenges of combusting crude glycerol are: (1) the intermediate calorific value prevents traditional burners from maintaining a stable flame;²⁹ (2) it features viscosity at room temperature³⁰ and is difficult to atomize with traditional nebulizers; (3) it is a flame retardant, so it is difficult to be burned;³¹ (4) the salt content can cause corrosion of burner nozzles and combustion systems;⁹ (5) acrolein can be obtained by the combustion of glycerol³² at low temperature (between 280 and 300 °C).

There is also water present in crude glycerol, which causes difficulties in combustion. Moreover, the auto-ignition temperature of crude glycerol is 370 °C, which is quite high compared to gasoline (280 °C) and kerosene (210 °C).³³ Standard combustion produces a self-sustaining flame with a single spark; however, glycerol will not spontaneously combust under these conditions. The droplets of glycerol passing through an open flame will combust, but the energy released is not sufficient to maintain a sustained combustion reaction. Co-burning with other more easily ignited fuels will aid the ignition process and maintain the flame. Therefore, special burners have been designed for the co-combustion of crude glycerol with other fuels.^{34,35}

Metzger²⁹ employed a modified burner system to combust methylated glycerol, demethylated glycerol, and laboratory grade glycerol. The study used a 7 kW swirl burner and an adiabatic combustion chamber to improve combustion and flame stability.

Setyawan *et al.*³⁶ compared crude glycerol with biodiesel, pure glycerol, petroleum diesel, and ethanol in order to investigate the ignition and burning characteristics of a single drop of crude glycerol. At the same temperature, the total combustion time and ignition delay time of crude glycerol ranked second to pure glycerol, while the combustion rate was the largest. The results show that impurities, mainly water and methanol, have a profound effect on the combustion performance of crude glycerol.

The co-combustion of crude glycerol with other renewable liquids is also a viable option since it does not contribute to CO₂ emissions or increase the concentration of harmful products (SO₂, NO_x, and CO) of combustion.^{37,38} Szwaja *et al.*³⁷ burned glycerol mixed with ethanol in a spark ignition reciprocating engine to analyze the toxic content, combustion thermodynamics, and engine performance in the exhaust gases emitted by combustion.

Combustion with other fuels is the simplest way to utilize crude glycerol and it does not rely on any purification. Nevertheless, it has its own technological limitations, including problems of high auto-ignition temperatures and corrosion caused by the presence of salts.

4.3. Anaerobic fermentation

A few technologies^{39,40} are being sought on the basis of biological and chemical conversions to add value to crude glycerol. A

number of microorganisms can be used naturally to produce methane through anaerobic digestion using purified glycerol as their sole source of carbon and energy.⁴¹ Unlike chemical conversion, biotransformation can transform glycerol into a bulk product devoid of high pressure and/or temperature. Compared to aerobic fermentation, anaerobic fermentation is also advantageous in terms of lower operating costs and capital. Rhamnolipids are the most extensively studied biosurfactants nowadays.⁴² Zhao *et al.*⁴³ used different substrates for the anaerobic growth of *P. aeruginosa* strains to synthesize rhamnolipids. They found that glycerol as a substrate was the only way to synthesize rhamnolipids during the anaerobic growth of *P. aeruginosa* strains, and the air–water surface tension reduced from 72.6 mN m⁻¹ to less than 29 mN m⁻¹. Li *et al.*⁴⁴ isolated a biohydrogen-producing strain named *Enterobacter aerogenes* EB-06, and the yield coefficient reached 1.07 mmol H₂ per mol glycerol under the optimal conditions.

At current crude glycerol price of⁴⁵ \$1.07 per gal (10 cents per lb), glycerol is used as a substitute for sugar in the production of fuels and chemicals through microbial fermentation. Compared to sugar, the use of glycerol fermentation for fuel production and chemical reduction has many advantages.⁴⁶ One advantage is that the high reduction of carbon atoms in glycerol produces higher fuel yields and reduces the chemicals in glycerol. The conversion of glycerol to the pyruvate or glycolytic intermediates phosphoenolpyruvate (PEP) produces twice the amount of reducing equivalents from glucose or xylose metabolism. Thus, fermentative metabolism will be able to obtain higher fuel yields and fewer chemicals from glycerol

than those obtained from common sugars, such as xylose or glucose.³⁶

4.4. Chemical conversion

4.4.1. Glycerol to chemicals. Due to its versatile structure and properties, purified glycerol could be transformed into a variety of products including polymers, ethers, and other fine chemicals due to its versatile structure and properties. Zhou *et al.*⁴⁷ reviewed various reaction pathways for the production of valuable oxygenated derivatives using glycerol as a feedstock (Fig. 5).

Glycerol catalytic oxidation, which uses oxidizing agents including air, produces larger quantities of products such as glyceric acid, dihydroxyacetone, and formic acid. The reaction pathway for the selective oxidation of glycerol is complex, generating different C3 products (dihydroxyacetone (DHA), glyceric acid (GLYA), and tartronic acid (TA)), C2 products (oxalic acid (OXA) and glycolic acid (GLYCA)), and even C1 products (formic acid (FA)).⁴⁸ As can be seen, propane based on glycerol is superior to the conventional propane production method in the production of acrylic acid. In the case of the former, the acid-catalyzed elimination of water is the first process to obtain acrolein and subsequent oxidation to acrylic acid, whereas two oxidation steps with different catalysts are required for the latter.⁴⁹ The catalytic oxidation of glycerol is mainly performed using noble metals such as Pt, Pd, Au, and bimetallic Pt-, Pd-, or Au-based catalysts. Along with the improvement of product selectivity and catalytic activity, several studies have focused on improving the selectivity of the desired

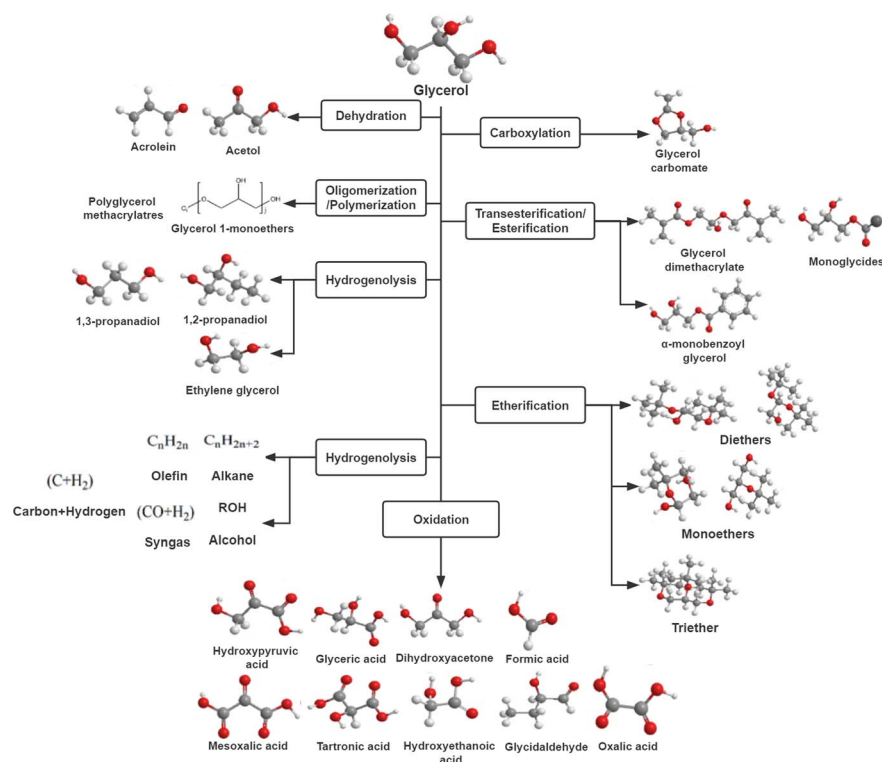


Fig. 5 Probable catalytic pathways for the conversion of glycerol into useful chemicals.³¹

products and catalytic activity under base-free conditions.⁵⁰ Ayman El Roz *et al.*⁵¹ performed experiments on the oxidation of glycerol to form glyceraldehyde under alkali-free conditions using catalysts loaded with Pt on different supports in a batch reactor to investigate the impact on the reaction of different supports. The experimental results showed that Pt loading on γ -Al₂O₃ had the highest catalyst activity but the selectivity of this catalyst for glyceraldehyde decreased significantly with increasing reaction time. In contrast, Pt/SiO₂ had the highest selectivity for glyceraldehyde.

As shown in Fig. 5, glycerol can be used to yield ethylene glycol, 1,2-propanediol, and 1,3-propanediol *via* hydrogenolysis. In general, the hydrogenolysis of glycerol utilizes a homogeneous base (*i.e.*, Ca(OH)₂, NaOH, and Ba(OH)₂) and a supported transition metal catalyst (*i.e.*, Pd, Pt, Ru, Ni, or Cu) to catalyze this process, which can selectively break the C–C and/or C–O bonds.^{52–54} Gong *et al.*⁵⁵ employed hydrotalcite-derived catalysts to selectively hydrolyze glycerol to 1,2-propanediol in aqueous phase and under alkali-free conditions. Their results showed that the Co₂–Ca₄–Al₃ catalyst reached 100% optimal glycerol conversion and 90.5% 1,2-propanediol selectivity in glycerol hydrogenolysis. An extensive study has shown that bifunctional catalysts with Brønsted acid sites and metal could increase selective glycerol hydrolysis to 1,3-propanediol, where H₂ was dissociated at the metal sites and glycerol was activated at the acid sites.⁵⁶ Currently, tungsten-containing bifunctional catalysts have shown superior performance in the selective hydrogenolysis of glycerol to 1,3-propanediol, and Wu *et al.*⁵⁷ summarized in detail the role of various tungsten-containing bifunctional catalysts, including tungsten species and metal active sites for the selective production of 1,3-propanediol from glycerol for its hydrolysis.

The catalytic dehydration of propanetriol resulted in the formation of acetol and acrolein, as demonstrated in Fig. 5. Acetol is formed by removing a water molecule and then undergoing double bond rearrangement. The removal of another water molecule leads to acrolein formation. Dehydration needs to be performed at a temperature of 280 to 350 °C.⁵⁸ Acetol can be produced from glycerol with both heterogeneous and homogeneous catalysts.⁵⁹ Basu and Sen.⁶⁰ summarized the recent progress on common and typical catalysts used in the catalytic synthesis of acetone alcohols from glycerol, including noble metals and transition-based metals. On the other hand, the gas-phase dehydration of glycerol to acrolein is also a hot research topic in recent years. Abdullah A.⁶¹ summarized the recent advances in glycerol-catalyzed dehydration to acrolein, including the improved performance of various catalysts and prospects for commercialization and scale-up of green acrolein.

The catalytic pyrolysis of glycerol can form syngas *via* a pathway for producing many reaction intermediates. Shahirah *et al.*⁶² synthesized 3%La–20%Ni/77% α -Al₂O₃ catalyst for the pyrolysis of glycerol to form syngas, and characterized its physiochemical properties. In their results, the highest glycerol conversion reached 36.96% at 1073 K and the H₂ : CO ratios of syngas were constantly lower than 2.0. Batista *et al.*⁶³ applied sodium and activated vermiculites as catalysts for glycerol pyrolysis. Their results showed that the use of catalysts

increased the conversion of the glycerol pyrolysis process. The gasification of glycerol also can form syngas, alkane, and olefin with gasification agents such as O₂, steam, and CO₂.⁶⁴ Almeida *et al.*⁶⁵ employed alumina particles as bed material in a down-flow fixed-bed reactor to gasify glycerol with steam as the oxidizing agent.

The transesterification/esterification of glycerol can produce monoglycerides, α -monobenzoyl glycerol, and glycerol dimethacrylate. Glycerol in transesterification reactions is performed with alkaline catalysts with fatty methyl esters, whereas the esterification of glycerol is performed with fatty acids.⁶⁶ Mou *et al.*⁶⁷ studied the esterification of glycerol with acetic acid on hydrophobic polymer-based solid acid to produce glycerol diacetate (DAG) and glycerol triacetate (TAG) as petrol fuel additives.

The catalytic etherification of glycerol can produce several useful fuel additives, for example, mono-, di-, and tri-ethers, which are transformed by the reactive etherification of glycerol with alcohols or alkenes. Chiosso *et al.*⁶⁸ studied the catalytic performance of carbonaceous system (Ccs) functionalized with –SO₃H groups in the etherification of refined (Gly) and crude glycerol (GlyC) with benzyl alcohol (BA).

As shown in Fig. 5, the oligomerization reactions of glycerol can be performed to yield polyglycerol and polyglycerol esters. A number of applications of low molecular-weight oligomers in polymer production, food industry, and cosmetics have stimulated researchers' interest in the study of glycerol-catalyzed oligomerization. Barros *et al.*⁶⁹ used low-cost dolomite catalyst in glycerol oligomerization to produce diglycerol and triglycerol, and evaluated the catalytic performance with different reaction parameters.

The carboxylation of glycerol can generate glycerol carbonate. Glycerol carbonate is extensively applied in the cosmetic and pharmaceutical industries, as well as a source of electrolytes for lithium-ion batteries and as an intermediate in polymer synthesis.⁷⁰ Hu *et al.*⁷¹ studied the catalytic performance of cobalt-based zeolitic imidazolate framework-67 (ZIF-67) under different reaction parameters for the process of glycerol carboxylation.

Glycerol can also be oxidized by biocatalysts such as microorganisms and enzymes. Dihydroxyacetone (DHA) is a chemical product that is widely used in the cosmetic industry for the manufacture of artificial sunscreens.⁷² Table 4 lists a variety of studies on the production of DHA from glycerol.

The electrocatalytic process does not need traditional chemical oxidants (Table 5). Biotransformation and catalysis are the two major approaches to convert crude glycerol into various chemicals. There are prospects for producing lipids, citric acid, butanol, and monoglycerides from crude glycerol. However, there is still room for the further development of many of these technologies before they can be incorporated into biorefineries and be economically efficient and operationally feasible.

4.4.2. Glycerol to hydrogen or syngas. Crude glycerol could be directly transformed to hydrogen and syngas through the processes that are discussed below. Since no purification is required for these processes, they present important advantages

Table 4 DHA production

Author	Remarks
de la Morena <i>et al.</i> ⁷³	They utilized <i>Gluconobacter oxydans</i> ATCC 621 as the biocatalyst to convert glycerol into dihydroxyacetone
Ripoll <i>et al.</i> ⁷⁴	Agar-immobilized <i>Gluconobacter oxydans</i> NBRC 14819 (Gox) was the best heterogeneous biocatalyst, reaching a quantitative production of 50 g L ⁻¹ of DHA from glycerol solely in the presence of water
Jain <i>et al.</i> ⁷⁵	Using genetic engineering techniques to modify genes in <i>Escherichia coli</i> (<i>E. coli</i>) aimed at increasing DHA production, achieving a maximum theoretical yield of 6.60 g L ⁻¹ DHA

Table 5 Electrocatalytic oxidation of glycerol

Author	Remarks
Zhou and Shen ⁷⁶	Oxidation of glycerol to DHA catalyzed by the PtAuPdAg catalyst in alkaline solution; the HPLC results show that the DHA selectivity was 79.6%
Huang <i>et al.</i> ⁷⁷	Cobalt borate was used as a catalyst to increase the yield of glycerol oxidation to C3 chemicals, resulting in 67% DHA in the liquid product and an average yield of 90 mmol m ⁻² h ⁻¹
Tran <i>et al.</i> ⁷⁸	Manganese oxide (MnO ₂) was utilized as a catalyst for the electrocatalytic glycerol oxidation, which reached the selectivity of 46% for DHA
Liu <i>et al.</i> ⁷⁹	They developed a photoelectrochemical system based on nanoporous BiVO ₄ , producing 56 mmol g catalyst per h of DHA at a potential of 1.2 V vs. RHE under AM 1.5 illumination (100 mW cm ⁻²)

over other methods. Scheme 2 is the summary of the different technologies for converting glycerol to hydrogen or syngas, including steam reforming, catalytic partial oxidation, autothermal reforming, aqueous-phase reforming, and supercritical

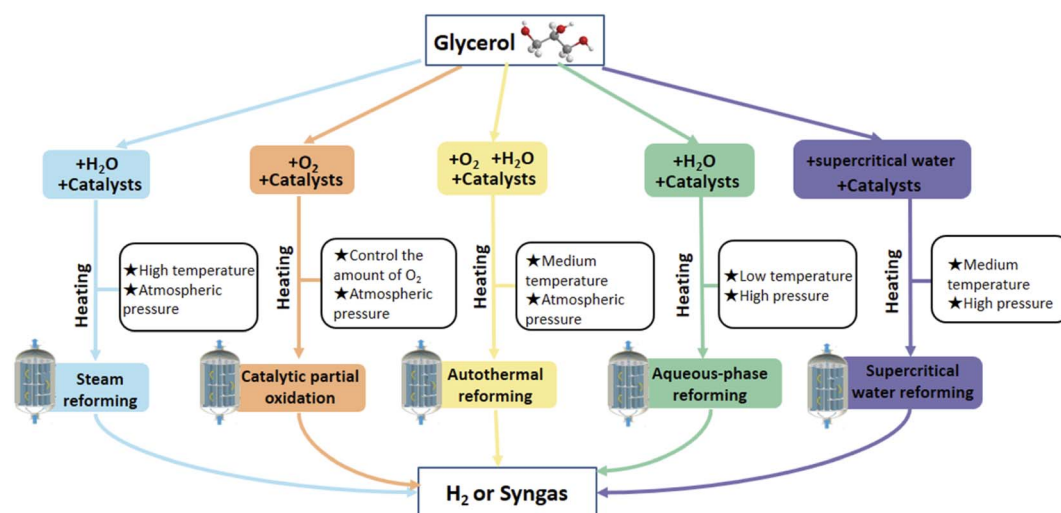
water reforming, and briefly shows the feedstock of each technology.

4.4.2.1. Steam reforming. Steam reforming (SR) is a proven technique that can be carried out at atmospheric pressure. Czermik *et al.*⁸⁰ first investigated SR of a mixture of fatty acid methyl esters and crude glycerol in a fluidized bed reactor using a commercial nickel catalyst. The yield of H₂ was as high as 76% at a reaction temperature of 1123 K and a steam-to-carbon (S/C) ratio of 2 : 1 to 3 : 1. From then on, there has been a growing number of research articles and recent studies on SR of glycerol that have generated a strong interest in the SR of glycerol, as shown in Table 6.

4.4.2.2. Catalytic partial oxidation. Catalytic partial oxidation (CPO) was firstly reported by Ashcraft^{89,90} and Schmidt^{91,92} groups in the 1990s, having fast start-up and response times and, due to its exothermic properties, can be designed to be sustainable without an external heat source through proper insulation.⁹³ Glycerol can be oxidized utilizing a noble metal catalyst, such as Pt, Pd, Rh, and Au. This process generates H₂, CO, CO₂, H₂O, and larger hydrocarbons, olefins such as ethylene.⁹⁴ Wang⁹⁵ investigated the thermodynamics of hydrogen production by the partial oxidation of glycerol using the Gibbs free energy minimization method and concluded that at the optimal reaction conditions of 1000–1100 K, O₂/C₃H₈O₃ molar ratios of 0.4–0.6, 1 atm, the H₂ yield reached 78.93–87.31% with almost complete glycerol conversion. The partial oxidation of glycerol alone has rarely been studied few because of steam, which is generated in combustion reactions. This can also be explained by the fact that much less H₂ is produced during the CPO of glycerol only. After the addition of steam, the autothermal reforming reaction of CPO becomes possible, as described in the following section.

4.4.2.3. Autothermal reforming. To improve H₂ production, co-feeding glycerol with steam under CPO conditions is called autothermal reforming (ATR).

ATR can be performed with a variety of feed combinations for effective thermal management. In order to maintain a self-



Scheme 2 Glycerol to hydrogen or syngas.

Table 6 Research studies on SR using metal catalysts

Author	Metal catalysts	Support	Remarks
Wang <i>et al.</i> ⁸¹	Ni-N	CeO ₂ -C	At 450 °C and ambient pressure Conversion = 82.3%, H ₂ selectivity = 14%
	Ni-N	CeO ₂ -P	Conversion = 100%, H ₂ selectivity = 44.7%
	Ni-Cl	CeO ₂ -C	Conversion = 96.9%, H ₂ selectivity = 34.2%
	Ni-Cl	CeO ₂ -P	Conversion = 100%, H ₂ selectivity = 38.7%
Zhou <i>et al.</i> ⁸²	Ni-Co	CNT	Ni-N: nickel nitrate hexahydrate as nickel sources Ni-Cl: Nickel chloride hexahydrate as nickel sources C: Calcined in a muffle furnace at 550 °C for 4 h P: Glow discharge plasma for 2 h At temperature of 400 °C Conversion of glycerol was 95.7% with Ni(i)Co(i)/CNTs >92.2%, Ni(0)Co(0)/CNTs >85.7%, Ni(i)Co(0)/CNTs >78.3% with Ni(0)Co(0)/CNTs. i: in the cave; o: on the external surface
			At temperature of 450 °C Conversion = 86.7%, H ₂ selectivity = 71.3%
Jing <i>et al.</i> ⁸³	Ni	Ce _{0.1} -Al	Conversion = 92.1%, H ₂ selectivity = 78.2%
		Ce _{0.3} -Al	Conversion = 98.5%, H ₂ selectivity = 81.8%
		Ce _{0.5} -Al	Conversion = 97.4%, H ₂ selectivity = 82.9%
		Ce _{0.7} -Al	Conversion = 96.8%, H ₂ selectivity = 70.1%
		Ce _{0.9} -Al	At temperature of 700 °C Conversion = 90.2%, H ₂ selectivity = 61.8%
Wang <i>et al.</i> ⁸⁴	Ni Ni-Co Ni-Cu Ni-Zn	Attapulgite	Conversion = 94.5%, H ₂ selectivity = 65.5%
			Conversion = 98.1%, H ₂ selectivity = 64.0%
			Conversion = 93.4%, H ₂ selectivity = 63.0%
			At temperature of 450 °C Conversion = 96.1%, H ₂ selectivity = 90.9%
Zhang <i>et al.</i> ⁸⁵	Ni	Zr-Al-c	Conversion = 95.9%, H ₂ selectivity = 88.4%
		Zr-Al-ch	Conversion = 99.2%, H ₂ selectivity = 97.7%
		Zr-Al-u	Conversion = 99.3%, H ₂ selectivity = 87.9%
		Zr-Al-uh	u: urea homogeneous precipitation uh: Combining the homogeneous precipitation and hydrothermal treatment c: Co-precipitation method ch: Hydrothermal treatment
Shejale and Yadav ⁸⁶	Ni-Cu Ni-Co	La ₂ O ₃ -MgO	At temperature of 773 K Conversion = 84.5%
			Conversion = 70.1%
Gao <i>et al.</i> ⁸⁷	Ni	Coal fly ash	At temperature of 630 °C Conversion = 90%, H ₂ selectivity = 42%
		FA1	Conversion = 95%, H ₂ selectivity = 34%
		FA2	Conversion = 99%, H ₂ selectivity = 83%
		FA3	Conversion = 100%, H ₂ selectivity = 83%
		FA4	FA1 and FA2 collected from Canada, FA3 collected from India, FA4 collected from China
Veiga <i>et al.</i> ⁸⁸	Ni	La ₂ O ₃ -CeO ₂	At temperature of 630 °C Conversion = 99.7%
		La ₂ O ₃ -ZrO ₂	Conversion = 99.7%
		La ₂ (Ce _{0.5} Zr _{0.5})O ₇	Conversion = 99.9%

sustaining operation, the heat of process would be less than zero.

Liu *et al.*⁹⁶ showed the sustainable ATR of glycerol with a dual layer monolith catalyst and performed thermodynamic analysis by Aspen Plus (shown in Fig. 6). Their conclusion was that almost 100% conversion of glycerol to H₂, CO₂, CO, and CH₄, essentially equilibrated at a temperature of 650 °C. In addition, Liu and Lawal⁹⁶ replaced the model compounds with actual crude glycerol for ATR and calculated the results in comparison with those calculated using Aspen Plus simulations. Their non-

chemometric simulation method does not require the selection of a probable set of reactions and produces results that fit the experimental data very well. The overall gaseous carbon yield was up to 98% at S/C ratio of 1, O₂/C ratio of 0.7, and 750 °C.

Experimental results show that at low temperatures and O₂/C molar ratios, a more efficient catalyst for water gas shift reaction is needed to obtain the gas equilibrium molar composition.

Schmidt *et al.*^{97,98} performed the ATR of glycerol/water mixtures and glycerol on H₂ and syngas using catalysts of Pt and Rh coated on monoliths to study the effect on the

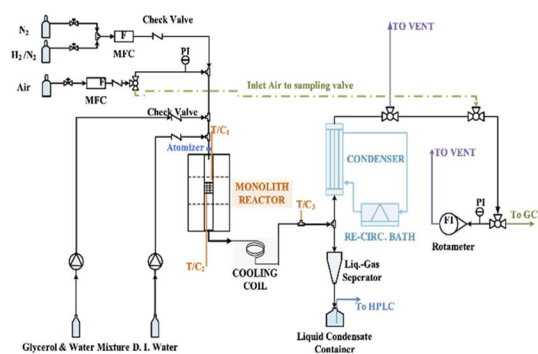


Fig. 6 Schematic of experimental set-up.⁹⁶

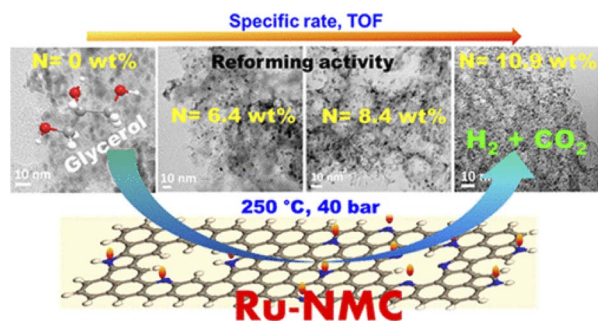


Fig. 7 Schematic of the experiment for enhanced H₂ production through the aqueous-phase reforming of glycerol.¹¹⁰

production of H₂ and syngas within millisecond contact times. They developed a process that did not require a mixer preheater or any upstream to remove the huge cost of thermal input associated with glycerol evaporation and glycerol homogeneous decomposition. Glycerol was injected into the reaction system by means of a nebulizer, where 10–100 μm droplets of glycerol were sprayed directly onto the surface of the ignited catalyst.

At high temperature, noble metal catalysts commonly experience catalyst sintering. Rennard *et al.*⁹⁶ conducted catalyst stability tests, and no coke fouling was observed for glycerol ATR running over 400 hours on Rh–Ce/CeO₂/Al₂O₃ catalysts. Nevertheless, Liu and Lin⁹⁹ studied the ATR of glycerol using Pt/LaMnO₃ and Pt catalysts in a 28 hour test and the average particle size of Pt particles was found to increase by one order of magnitude after the reaction. Moreira R. *et al.*¹⁰⁰ compared ATR technology with other reforming technologies, outlining aspects such as catalysts and kinetics, suggesting how ATR technology can be improved in the future.

4.4.2.4. Aqueous-phase reforming. The reaction of the reactants with water to produce hydrogen can also take place in the aqueous phase, where aqueous phase reforming occurs. The aqueous phase reforming (APR) of sugar substrates was first performed by Dumesic *et al.*¹⁰¹ using platinum-based catalysts at a pressure of 20–25 bar and temperature of 200–250 °C. They investigated the APR of glycerol, ethylene glycol, sorbitol, and glucose as feedstocks. Glycerol belongs to the same carbohydrate group such as sugar; therefore, it is vital to learn about the basic aspects of the study. The reaction products in this study

Table 7 Research studies on APR using metal catalysts

Author	Metal catalysts	Support	Remarks
Larimi and Khorasheh ¹⁰³	Pt–Rh	Al ₂ O ₃	The crude glycerol conversion reached 43.1%, while the pure glycerol conversion was 93.5%
Wu <i>et al.</i> ¹⁰⁴	Ni–Cu	CeO ₂	The addition of Cu promoted the water–gas shift (WGS) reaction and inhibited the production of methane, which increased the H ₂ production rate from 125.08 to 195.57 μmol min ^{−1} g cat ^{−1}
Guo <i>et al.</i> ¹⁰⁵	Pt Pt–Ni Pt–Co Pt–Cu	γ-Al ₂ O ₃	Pt/Al ₂ O ₃ : H ₂ yield of 18.3%, Pt ₁ Ni ₁ /Al ₂ O ₃ : H ₂ yield of 17.0% Pt ₁ Co ₁ /Al ₂ O ₃ : H ₂ yield of 20.7%, Pt ₁ Cu ₁ /Al ₂ O ₃ : H ₂ yield of 13.1% Pt ₁ Fe _{0.5} /Al ₂ O ₃ : H ₂ yield of 18.8%, Pt ₁ Fe _{0.75} /Al ₂ O ₃ : H ₂ yield of 22.2% Pt ₁ Fe ₁ /Al ₂ O ₃ : H ₂ yield of 30.1%, Pt ₁ Fe ₂ /Al ₂ O ₃ : H ₂ yield of 21.9%
Entezary and Kazemeini ¹⁰⁶	Pt–Fe Pt	CeO ₂ –Al ₂ O ₃	Pt ₁ Fe ₃ /Al ₂ O ₃ : H ₂ yield of 19.6% In a structured catalyst microreactor, the conversion of glycerol reached 75.3% and selectivity toward hydrogen production reached 92.4%
Bastan and Kazemeini ¹⁰⁷	Ni	Al ₂ O ₃ –MgO	At 2% Ni loading, the catalyst showed the highest activity with 92% total conversion and 76% hydrogen selectivity
Alvear <i>et al.</i> ¹⁰⁸	Pt–Pd	Mesoporous carbon	At temperature of 225 °C Conversion = 70%, H ₂ selectivity ≈ 90%, CO ₂ selectivity ≈ 90%, alkane selectivity ≈ 10%
Fasolini <i>et al.</i> ¹⁰⁹	Pt	TiO ₂	Glycerol conversion reached 66% with 27% H ₂ , 17% CO ₂ , and 33% 1,2-propanediol selectivity at 225 °C and 3 h
Gogoi <i>et al.</i> ¹¹⁰	Ru Pt–Ru	Nitrogen-doped mesoporous carbons (NMCs)	The 5% Ru–NMC-3 catalyst (Fig. 7) with 10.9% N content performed best with 92% glycerol conversion and 88.5% H ₂ selectivity

were H₂, CO₂, CH₄, and higher chain alkane, and they used swing absorption technology to extract and purify H₂ from the product stream.¹⁰² The use of noble metal catalysts for APR has been studied further, as shown in Table 7.

4.4.2.5. Supercritical water reforming. Among the different energy-added pathways for excess glycerol in biodiesel production, supercritical water reforming (SCWR) is a developmental technique of great interest.^{111,112} Ortiz *et al.*¹¹³ investigated the SCWR of glycerol in a tubular fixed-bed reactor using a Ru/Al₂O₃ catalyst. The experimental results showed that when using Ru/Al₂O₃ catalysts, glycerol conversion was very high (>99%) at 600 °C and above but low (<50%) at 500 and 550 °C. Bogdan *et al.*¹¹⁴ investigated the transformation of ethanol, glycerol, glucose, and sorbitol with supercritical water. The conversion of glycerol increased with increased operating temperature from 500 °C to 700 °C and reached 100% at 700 °C.

5. Conclusion

Crude glycerol has been well accepted as an attractive sustainable resource. New studies are desired to add value to this byproduct to further develop biodiesel production. The simplest method of utilizing crude glycerol is its combustion as a fuel since this utilization does not require any purification. However, it has its own technical challenges since glycerol has a high auto-ignition temperature and the corrosion problems caused by the presence of salts. Biotransformation and catalysis are the two major pathways for the conversion of crude glycerol into different chemicals. There are prospects for the production of lipids, citric acid, butanol, and monoglycerides from crude glycerol. Nevertheless, there is still room for the further development of many of these technologies before they can be incorporated into biorefineries and be economically efficient and operationally feasible.

The thermoconversion of crude glycerol to H₂ or syngas offers the opportunity to reduce our reliance on fossil fuels. Heterogeneous catalysis is essential for the conversion of crude glycerol to H₂ or syngas. However, there is still much potential for improvement in existing methods. For instance, steam reforming needs designing catalysts to operate at low temperatures. Catalytic partial oxidation and autothermal reforming need to be designed with temperature-durable catalysts.

In the field of animal feed and anaerobic fermentation, crude glycerol needs to be effectively purified before it can be used. In fact, impurities in crude glycerol can also strongly influence the conversion of glycerol into other products. In some biotransformation processes, contaminants can inhibit the growth of cell and fungus, resulting in lower product yields and rates. Moreover, impurities can poison the catalyst, increase the coke yield, and affect the product yield of catalytic conversion. Therefore, the purification technology of crude glycerol is of great significance for the in-depth application of crude glycerol in various fields.

Although purified glycerol is more widely used in applications than crude glycerol, purified glycerol incurs added costs. It is noteworthy that most studies have focused on pure glycerol instead of actual biodiesel byproduct. From this perspective,

there is still room to improve the suitability of crude glycerol for further applications. Various model compounds of crude glycerol should be studied as raw materials, thus reducing the cost of purification and expanding the application of crude glycerol. For example, in the field of anaerobic fermentation, research could be conducted to find microorganisms that can tolerate impurities in crude glycerol with good fermentation results. Because of the complex composition of crude glycerol, the thermal conversion of crude glycerol to H₂ or syngas requires the development of a suitable reactor with an active and tolerant catalyst for the reaction mechanism.

Conflicts of interest

There are no conflicts to declare.

Acknowledgements

This work was supported by the National Natural Science Foundation of China (No. 22008036).

References

- http://www.afdc.energy.gov/fuels/biodiesel_basics.html.
- M. A. Ahmad, A. Letchumanan, S. Samsuri, W. N. A. Mazli and J. M. Saad, *Bioresour. Bioprocess.*, 2021, **8**, 54.
- http://www.afdc.energy.gov/fuels/biodiesel_benefits.html.
- F. Saladini, N. Patrizi, F. M. Pulselli, N. Marchettini and S. Bastianoni, *Renewable Sustainable Energy Rev.*, 2016, **66**, 221–227.
- <https://www.trustedbusinessinsights.com/details/glycerol-market-2020-and-forecast-2021-2027>.
- N. M. Saifuddin, R. Hussein and M. Ong, *Green Chem. Lett. Rev.*, 2018, **11**, 135–157.
- OECD, and Food and A. O. o. t. U. Nations, *Biodiesel projections: Production and use*, 2021.
- H. Hassan, T. L. Ooi and A. Salmiah, *J. Oil Palm Res.*, 2003, **15**, 1–5.
- P. L. Kenkel and R. B. Holcomb, *Feasibility of on-farm or small scale oilseed processing and biodiesel production*, 2008.
- Y. D. You, J. L. Shie, C. Y. Chang, S. H. Huang, C. Y. Pai, Y. H. Yu and C. F. H. Chang, *Energy Fuels*, 2008, **22**, 182–189.
- M. S. Ardi, M. K. Aroua and N. A. Hashim, *Renewable Sustainable Energy Rev.*, 2015, **42**, 1164–1173.
- L. R. Kumar, S. K. Yellapu, R. D. Tyagi and X. Zhang, *Bioresour. Technol.*, 2019, **293**, 122155.
- M. Yuliana, L. Trisna, F. Sari and V. B. Lunardi, *J. Environ. Chem. Eng.*, 2021, **9**, 105239.
- A. U. Israel, I. B. Obot and J. E. Asuquo, *J. Chem.*, 2008, **5**, 940–945.
- M. Grant and R. Hawkins, *The concise lexicon of environmental terms: with a list of scientific abbreviations and glossary of acronyms*, Wiley, Chichester, 1995.
- K. C. Yong, T. L. Ooi, K. Dzulkefly, W. M. Z. W. Yunus and A. H. Hazimah, *J. Oil Palm Res.*, 2001, **13**, 1–6.
- M. J. Haas, A. J. McAloon, W. C. Yee and T. A. Foglia, *Bioresour. Technol.*, 2006, **97**, 671–678.

- 18 S. Chozhavendhan, R. Praveen Kumar, S. Elavazhagan, B. Barathiraja, M. Jayakumar and S. J. Varjani, in *Waste to Wealth*, ed. R. R. Singhanian, R. A. Agarwal, R. P. Kumar and R. K. Sukumaran, Springer Singapore, Singapore, 2018, pp. 65–82, DOI: [10.1007/978-981-10-7431-8_4](https://doi.org/10.1007/978-981-10-7431-8_4).
- 19 M. Hasheminejad, M. Tabatabaei, Y. Mansourpanah, M. K. far and A. Javani, *Bioresour. Technol.*, 2011, **102**, 461–468.
- 20 L. J. Fisher, J. D. Erfle, G. A. Lodge and F. D. Sauer, *Canadian Veterinary Journal La Revue Veterinaire Canadienne*, 1973, **53**, 289–296.
- 21 B. Kerr, W. Dozier and K. Bregendahl, *Proceedings of the 23rd Annual Carolina Swine Nutrition Conference*, 2007.
- 22 W. N. El-Hawarry, R. M. Shourbela, Y. G. Haraz, S. A. Khatab and M. A. O. Dawood, *Aquaculture*, 2021, **542**, 736919.
- 23 A. Louvado, F. J. R. C. Coelho, M. Palma, L. C. Tavares, R. O. A. Ozorio, L. Magnoni, I. Viegas and N. C. M. Gomes, *Appl. Microbiol. Biotechnol.*, 2020, **104**, 8439–8453.
- 24 J. Karlsson, M. Ramin, M. Kass, M. Lindberg and K. Holtenius, *J. Dairy Sci.*, 2019, **102**, 7927–7935.
- 25 E. Alakangas, in *Fuel Flexible Energy Generation*, ed. J. Oakey, Woodhead Publishing, Boston, 2016, pp. 59–96.
- 26 https://www.engineeringtoolbox.com/fuels-higher-calorific-values-d_169.html.
- 27 N. Rahmat, A. Z. Abdullah and A. R. Mohamed, *Renewable Sustainable Energy Rev.*, 2010, **14**, 987–1000.
- 28 M. D. Bohon, B. A. Metzger, W. P. Linak, C. J. King and W. L. Roberts, *Proc. Combust. Inst.*, 2011, **33**, 2717–2724.
- 29 M. Hájek and F. Skopal, *Bioresour. Technol.*, 2010, **101**, 3242–3245.
- 30 A. Muelas, P. Remacha, A. Pina, J. Barroso, A. Sobrino, D. Aranda, N. Bayarri, C. Estevez and J. Ballester, *Exp. Therm. Fluid Sci.*, 2020, **114**.
- 31 T. Valliyappan, N. N. Bakhshi and A. K. Dalai, *Bioresour. Technol.*, 2008, **99**, 4476–4483.
- 32 N. Striugas, *Laboratory of Combustion Processes*, Kaunas, Lithuania, 2010.
- 33 C. Mota, B. P. Pinto and A. D. Lima, *Glycerol: a versatile renewable feedstock for the chemical industry*, 2017.
- 34 M. Stelmachowski, *Ecol. Chem. Eng. S.*, 2011, **18**, 9–30.
- 35 D. T. Johnson and K. A. Taconi, *Environ. Prog.*, 2007, **26**, 338–348.
- 36 H. Y. Setyawan, M. M. Zhu, Z. Z. Zhang and D. K. Zhang, *Energy*, 2016, **113**, 153–159.
- 37 S. Szwaja, M. Gruca and M. Pyrc, *Ecol. Chem. Eng. S.*, 2022, **226**, 107085.
- 38 A. Bala-Litwiniak and H. Radomiak, *Energy Sources, Part A*, 2016, **38**, 2510–2516.
- 39 B. Liu, K. Christiansen, R. Parnas, Z. Xu and B. Li, *Int. J. Hydrogen Energy*, 2013, **38**, 3196–3205.
- 40 R. Gallardo, M. Alves and L. R. Rodrigues, *Biomass Bioenergy*, 2014, **71**, 134–143.
- 41 Z. Wang, J. Zhuge, H. Fang and B. A. Prior, *Biotechnol. Adv.*, 2001, **19**, 201–223.
- 42 M. M. Muller, J. H. Kugler, M. Henkel, M. Gerlitzki, B. Hormann, M. Pohnlein, C. Syldatk and R. Hausmann, *J. Biotechnol.*, 2012, **162**, 366–380.
- 43 F. Zhao, Y. T. Wu, Q. Z. Wang, M. Y. Zheng and Q. F. Cui, *Microb. Cell Fact.*, 2021, **20**, 185.
- 44 Y. F. Li, Y. Q. Qiu, X. Zhang, M. L. Zhu and W. S. Tan, *Bioresour. Bioprocess.*, 2019, **6**, 15.
- 45 S. Ahmed, D. Papadias, *II.A.3 Hydrogen from Glycerol: A Feasibility Study*, 2010.
- 46 S. S. Yazdani and R. Gonzalez, *Curr. Opin. Biotechnol.*, 2007, **18**, 213–219.
- 47 Z. Chun-Hui, N. B. Jorge, F. Yong-Xian and G. Q. Lu, *Chem. Soc. Rev.*, 2008, **37**, 527–549.
- 48 A. Villa, N. Dimitratos, C. E. Chan-Thaw, C. Hammond, L. Prati and G. J. Hutchings, *Acc. Chem. Res.*, 2015, **48**, 1403–1412.
- 49 T. Ohara, T. Sato, N. Shimizu, G. Prescher and H. Greim, *Acrylic Acid and Derivatives*, Ullmann's Encyclopedia of Industrial Chemistry, 2003.
- 50 Z. He, X. Ning, G. Yang, H. Wang, Y. Cao, F. Peng and H. Yu, *Catal. Today*, 2021, **365**, 162–171.
- 51 A. El Roz, P. Fongarland, F. Dumeignil and M. Capron, *Front. Chem.*, 2019, **7**, 156.
- 52 H. Liu, Z. Huang, H. Kang, X. Li, C. Xia, J. Chen and H. Liu, *Appl. Catal., B*, 2018, **220**, 251–263.
- 53 X. Wang, A. K. Beine, P. J. C. Hausoul and R. Palkovits, *ChemCatChem*, 2019, **11**, 4123–4129.
- 54 T. S. de Andrade, M. M. V. M. Souza and R. L. Manfro, *Renewable Energy*, 2020, **160**, 919–930.
- 55 H. H. Gong, X. G. Zhao, X. Y. Li, M. Y. Chen, Y. Ma, J. Fang, X. J. Wei, Q. P. Peng and Z. S. Hou, *ACS Sustainable Chem. Eng.*, 2021, **9**, 2246–2259.
- 56 L. Gong, Y. Lu, Y. Ding, R. Lin, J. Li, W. Dong, T. Wang and W. Chen, *Appl. Catal., A*, 2010, **390**, 119–126.
- 57 F. L. Wu, H. F. Jiang, X. H. Zhu, R. Lu, L. Shi and F. Lu, *ChemSusChem*, 2021, **14**, 569–581.
- 58 M. J. Antal, W. S. L. Mok and G. N. Richards, *Carbohydr. Res.*, 1990, **199**, 91–109.
- 59 B. C. M. Morales and B. A. O. Quesada, *Catal. Today*, 2021, **372**, 115–125.
- 60 S. Basu and A. K. Sen, *ChemBioEng Rev.*, 2021, **8**, 633–653.
- 61 A. Abdullah, A. Zuhairi Abdullah, M. Ahmed, J. Khan, M. Shahadat, K. Umar and M. A. Alim, *J. Cleaner Prod.*, 2022, **341**, 130876.
- 62 M. N. N. Shahirah, J. Gim bun, S. S. Lam, Y. H. Ng and C. K. Cheng, *Renewable Energy*, 2019, **132**, 1389–1401.
- 63 L. M. B. Batista, F. A. Bezerra, J. L. F. Oliveira, A. M. D. Araujo, V. J. Fernandes, A. S. Araujo, A. D. Gondim and A. P. M. Alves, *J. Therm. Anal. Calorim.*, 2019, **137**, 1929–1938.
- 64 P. Basu, *Biomass gasification pyrolysis & torrefaction*, 2013.
- 65 A. Almeida, R. Pilao, A. Ribeiro, E. Ramalho and C. Pinho, *Energy Fuels*, 2019, **33**, 9942–9948.
- 66 F. Jérôme, Y. Pouilloux and J. Barrault, *ChemSusChem*, 2008, **1**, 586–613.
- 67 R. L. Mou, X. J. Wang, Z. Q. Wang, D. Y. Zhang, Z. L. Yin, Y. Lv and Z. Wei, *Fuel*, 2021, **302**, 121175.

- 68 M. E. Chiosso, M. L. Casella and A. B. Merlo, *Catal. Today*, 2021, **372**, 107–114.
- 69 F. J. S. Barros, J. A. Cecilia, R. Moreno-Tost, M. F. de Oliveira, E. Rodriguez-Castellon, F. M. T. Luna and R. S. Vieira, *Waste Biomass Valorization*, 2020, **11**, 1499–1512.
- 70 N. A. Razali, M. Conte and J. McGregor, *Catal. Lett.*, 2019, **149**, 1403–1414.
- 71 C. C. Hu, M. Yoshida, H. C. Chen, S. Tsunekawa, Y. F. Lin and J. H. Huang, *Chem. Eng. Sci.*, 2021, **235**, 116451.
- 72 Y. Zheng, X. Chen and Y. Shen, *Chem. Rev.*, 2008, **108**, 5253–5277.
- 73 S. de la Morena, M. Wojtusik, V. E. Santos and F. Garcia-Ochoa, *Catalysts*, 2020, **10**, 101.
- 74 M. Ripoll, E. Jackson, J. A. Trelles and L. Betancor, *J. Biotechnol.*, 2021, **340**, 102–109.
- 75 V. K. Jain, C. J. Y. Tear and C. Y. Lim, *Enzyme Microb. Technol.*, 2016, **86**, 39–44.
- 76 Y. F. Zhou and Y. Shen, *J. Appl. Electrochem.*, 2021, **51**, 79–86.
- 77 X. Huang, Y. Zou and J. Jiang, *ACS Sustainable Chem. Eng.*, 2021, **9**, 14470–14479.
- 78 G. S. Tran, T. G. Vo and C. Y. Chiang, *J. Catal.*, 2021, **404**, 139–148.
- 79 D. Liu, J. C. Liu, W. Z. Cai, J. Ma, H. B. Yang, H. Xiao, J. Li, Y. J. Xiong, Y. Q. Huang and B. Liu, *Nat. Commun.*, 2019, **10**, 1779.
- 80 S. Czernik, R. French, C. Feik and E. Chornet, *Ind. Eng. Chem. Res.*, 2002, **41**, 4209–4215.
- 81 B. Wang, Y. Xiong, Y. Han, J. Hong, Y. Zhang, J. Li, F. Jing and W. Chu, *Appl. Catal., B*, 2019, **249**, 257–265.
- 82 H. Zhou, S. Liu, F. Jing, S.-Z. Luo, J. Shen, Y. Pang and W. Chu, *Ind. Eng. Chem. Res.*, 2020, **59**, 17259–17268.
- 83 F. Jing, S. Liu, R. Wang, X. Li, Z. Yan, S. Luo and W. Chu, *Renewable Energy*, 2020, **158**, 192–201.
- 84 Y. Wang, M. Chen, Z. Yang, T. Liang, S. Liu, Z. Zhou and X. Li, *Appl. Catal., A*, 2018, **550**, 214–227.
- 85 Y. Zhang, C. Yong, Z. Yan, S. Luo, F. Jing and W. Chu, *Int. J. Hydrogen Energy*, 2020, **45**, 22448–22458.
- 86 A. D. Shejale and G. D. Yadav, *Ind. Eng. Chem. Res.*, 2018, **57**, 4785–4797.
- 87 K. Gao, O. A. Sahraei and M. C. Iliuta, *Appl. Catal., B*, 2021, **291**, 119958.
- 88 S. Veiga, M. Romero, R. Faccio, D. Segobia, H. Duarte, C. Apesteguia and J. Bussi, *Catal. Today*, 2020, **344**, 190–198.
- 89 P. D. F. Vernon, M. L. H. Green, A. K. Cheetham and A. T. Ashcroft, *Catal. Today*, 1992, **13**, 417–426.
- 90 A. T. Ashcroft, A. K. Cheetham, J. S. Foord, M. L. H. Green, C. P. Grey, A. J. Murrell and P. D. F. Vernon, *Nature*, 1990, **344**, 319–321.
- 91 D. A. Hickman and L. D. Schmidt, *Science*, 1993, **259**, 343–346.
- 92 D. A. Hickman and L. D. Schmidt, *J. Catal.*, 1992, **138**, 267–282.
- 93 K. L. Hohn and Y.-C. Lin, *ChemSusChem*, 2009, **2**, 927–940.
- 94 M. Huff and L. D. Schmidt, *J. Phys. Chem.*, 1993, **97**, 11815–11822.
- 95 W. J. Wang, *Fuel Process. Technol.*, 2010, **91**, 1401–1408.
- 96 Y. Liu, R. Farrauto and A. Lawal, *Chem. Eng. Sci.*, 2013, **89**, 31–39.
- 97 D. C. Rennard, J. S. Kruger, B. C. Michael and L. D. Schmidt, *Ind. Eng. Chem. Res.*, 2010, **49**, 8424–8432.
- 98 P. J. Dauenhauer, J. R. Salge and L. D. Schmidt, *J. Catal.*, 2006, **244**, 238–247.
- 99 S.-K. Liu and Y.-C. Lin, *Ind. Eng. Chem. Res.*, 2012, **51**, 16278–16287.
- 100 R. Moreira, F. Bimbela, L. M. Gandia, A. Ferreira, J. L. Sanchez and A. Portugal, *Renewable Sustainable Energy Rev.*, 2021, **148**, 111299.
- 101 R. D. Cortright, R. R. Davda and J. A. Dumesic, *Nature*, 2002, **418**, 964–967.
- 102 P. R. d. I. Piscina and N. Homs, *Chem. Soc. Rev.*, 2008, **37**, 2459–2467.
- 103 A. Larimi and F. Khorasheh, *Int. J. Hydrogen Energy*, 2019, **44**, 8243–8251.
- 104 K. Wu, B. L. Dou, H. Zhang, D. S. Liu, H. S. Chen and Y. J. Xu, *Fuel*, 2022, **308**, 122014.
- 105 Y. Guo, X. H. Liu and Y. Q. Wang, *Ind. Eng. Chem. Res.*, 2019, **58**, 2749–2758.
- 106 B. Entezary and M. Kazemeini, *Int. J. Hydrogen Energy*, 2018, **43**, 21777–21790.
- 107 F. Bastan and M. Kazemeini, *Biomass Convers. Biorefin.*, 2020, 1–10.
- 108 M. Alvear, A. Aho, I. L. Simakova, H. Grenman, T. Salmi and D. Y. Murzin, *Chem. Eng. J.*, 2020, **398**, 125541.
- 109 A. Fasolini, E. Lombardi, T. Tabanelli and F. Basile, *Nanomaterials*, 2021, **11**, 1175.
- 110 P. Gogoi, N. Kanna, P. Begum, R. C. Deka, C. V. V. Satyanarayana and T. Raja, *ACS Catal.*, 2020, **10**, 2489–2507.
- 111 S. Guo, L. Guo, J. Yin and H. Jin, *J. Supercrit. Fluids*, 2013, **78**, 95–102.
- 112 E. Markočič, B. Kramberger, J. G. van Bennekom, H. Jan Heeres, J. Vos and Ž. Knez, *Renewable Sustainable Energy Rev.*, 2013, **23**, 40–48.
- 113 F. J. G. Ortiz, F. J. Campanario, P. G. Aguilera and P. Ollero, *Energy*, 2016, **96**, 561–568.
- 114 V. I. Bogdan, A. E. Koklin, A. N. Kalenchuk, N. V. Maschenko, T. V. Bogdan and L. M. Kustov, *Biomass Bioenergy*, 2020, **143**, 105849.