

Review of the tribe Chilacorini Mulsant from Iran (Coleoptera, Coccinellidae)

Amir Biranvand¹, Wioletta Tomaszewska², Wenjing Li³, Vincent Nicolas⁴,
Jahanshir Shakarami⁵, Lida Fekrat⁶, Shahram Hesami⁷

1 Young Researchers and Elite Club, Khorramabad Branch, Islamic Azad University, Khorramabad, Iran
2 Museum and Institute of Zoology, Polish Academy of Sciences, Warszawa, Poland **3** Plant Protection Research Institute, Guangdong Academy of Agricultural Sciences, Guangzhou, Guangdong 510640, China **4** 27 Glane, 87200 Saint-Junien, France **5** Plant Protection Department, Lorestan University, Agricultural faculty, Khorramabad, Iran **6** Department of Plant Protection, Faculty of Agriculture, Ferdowsi University of Mashhad, Mashhad, Iran **7** Department of Entomology, College of Agricultural Sciences, Shiraz Branch, Islamic Azad University, Shiraz, Iran

Corresponding author: Wioletta Tomaszewska (wiolkat@miiz.waw.pl)

Academic editor: M. Thomas | Received 18 August 2017 | Accepted 22 September 2017 | Published 31 October 2017

<http://zoobank.org/FD3E98DD-620E-4145-8CC4-A9F2DBB215E7>

Citation: Biranvand A, Tomaszewska W, Li W, Nicolas V, Shakarami J, Fekrat L, Hesami S (2017) Review of the tribe Chilacorini Mulsant from Iran (Coleoptera, Coccinellidae). ZooKeys 712: 43–68. <https://doi.org/10.3897/zookeys.712.20419>

Abstract

The Iranian checklist of the tribe Chilacorini Mulsant, 1846 (Coleoptera: Coccinellidae) is updated. In total, 13 species belonging to four genera (*Brumoides* Chapin, 1965, *Chilocorus* Leach, 1815, *Exochomus* Redtenbacher, 1843, and *Parexochomus* Barovsky, 1922) are listed from Iran. An identification key to all genera and species currently known from Iran is presented along with illustrations of adult specimens and male genitalia.

Keywords

checklist, Chilacorini, Coccinelloidea, Iran, review

Introduction

The family Coccinellidae, with nearly 6000 species and 360 genera, belongs currently to the superfamily Coccinelloidea (Coleoptera: Polyphaga) (Robertson et al. 2015, Tomaszewska and Szawaryn 2016). It is divided into two subfamilies: Microweiseinae and Coccinellinae. The subfamily Microweiseinae includes three tribes: Carinodulini, Microweiseini (including Sukunahikonini) and Serangiini (Escalona and Ślipiński 2012); the remaining taxa belong to the subfamily Coccinellinae (Seago et al. 2011, Robertson et al. 2015, Szawaryn et al. 2015, Escalona et al. 2017).

The tribe Chilocorini Mulsant, 1846 contains approximately 250 species belonging to 27 genera (Łączyński and Tomaszewska 2012, Li et al. 2017), of which nine genera have hitherto been recorded from Palaearctic region including: *Brumoides* Chapin, 1965, *Chilocorus* Leach, 1815, *Chujochilus* Sasaji, 2005, *Exochomus* Redtenbacher, 1843, *Parexochomus* Barovsky, 1922, *Phaenochilus* Weise, 1895, *Priscibrumus* Kovář, 1995, *Simmondsius* Ahmad & Ghani, 1966 and *Xanthocorus* Miyatake, 1970) (Kovář 2007).

Although most members of Chilocorini are coccidophagous (Giorgi et al. 2009, Escalona et al. 2017), aphidophagy is also present in some species (Ślipiński and Giorgi 2006); so, the members of this tribe have the potential to be effective biological control agents of coccids and aphids (Drea and Gordon 1990, Ponsonby and Copland 1997).

In the last classification of the former subfamily Chilocorinae by Kovář (2007), the species of the genus *Brumus* Mulsant, 1850 were transferred to *Exochomus* Redtenbacher and the subgenus *Parexochomus* of *Exochomus* was considered as a valid genus, under the name of *Parexochomus* Barovsky, 1922. This classification was followed by Nedvěd and Kovář (2012). Moreover, according to Ślipiński (2007), the subfamily Chilocorinae Mulsant was dissolved and all tribes were lumped into the subfamily Coccinellinae. This classification was confirmed by subsequent morphological and molecular studies (Seago et al. 2011, Robertson et al. 2015). The number of genera and species of this tribe is continuously increasing (Ślipiński and Giorgi 2006, Łączyński and Tomaszewska 2009, Wang and Ren 2010, Łączyński and Tomaszewska 2012, Li et al. 2015, Li et al. 2017) and it is expected that this trend will be continuing.

Although a large number of species of this tribe have hitherto been reported from Iran (Duverger 1983, Kovář 2007, Moddarres-Awal 2012), there is no complete and comprehensive information on the Iranian Chilocorini. The checklist by Abdolahi Mesbah et al. (2016) differs from our view and does not include identification key, diagnosis, and synonymy. Our paper corrects the previous studies on the species of this tribe in Iran, in order to update the information about Iranian Chilocorini.

Materials and methods

This study was mainly based on review of the literature along with the samples collected by the first author. The samples were collected by hand, aspirator, or sweep net in the fields, orchards, and pastures of various provinces of Iran. The specimens were

examined under Olympus stereomicroscope (SZ-ST). The specimens were first boiled in 10% KOH for a maximum of 20 min depending on the darkness of the body color/ sclerotization in order to dissect the genitalia. The dissected genitalia were then transferred into distilled water for a maximum of 10 min to rinse off the KOH. Finally, the slides were prepared using Canada balsam. The slides were examined under a microscope (Olympus CX21) and images were taken using a digital camera and edited in Photoshop software (Adobe Photoshop CS5.1). The specimens were identified to species using available keys and resources (Mader 1955, Fürsch 1961, Bielawski 1984, Kovář 1995, Raimundo and van Harten 2000, Raimundo et al. 2008).

Although the higher classification of Seago et al. (2011) was followed in this study, taxonomy at the species level is based on Kovář (2007). Morphological terminology follows that of Ślipiński (2007). All of the specimens collected and examined during this study are deposited in Plant Protection Department, Lorestan University, Agricultural Faculty, Khorramabad, Iran.

Results and discussion

The Iranian coccinellid species list of the tribe Chilacorini is updated, which includes 13 species belonging to four genera (*Brumoides*, *Chilocorus*, *Exochomus*, and *Parexochomus*).

Although there are some records of *Exochomus flavipes* Thunberg, 1781 from Iran (Ansari pour and Shakarami 2011, Tavakol et al. 2014), re-examination of the voucher specimens of this species showed that these reports are misidentifications and these samples are actually *Parexochomus nigromaculatus* (Goeze, 1777). *Parexochomus flavipes* is morphologically similar to *P. nigromaculatus* but is distinguished from it by the male genitalia, and *P. flavipes* has not hitherto been reported from Palaearctic region (Kovář 2007). It is distributed in the northern states of USA (Gordon 1985) and south and west of Africa (Fürsch 1961).

Mahghari and Ostovan (2006) reported two ladybird species, *Brumus undecempunctata* L. and *Chilocorus stigma* (Say, 1835), from the northern provinces of Iran (Gilan and Mazandaran province) as natural enemies of whiteflies. In coccinellid taxonomy, there is no known species under the name of *Brumus undecempunctata*, while *Chilocorus stigma* has not been reported so far from Palaearctic region (Kovář 2007). According to our knowledge, the presence of these species in Iran is doubtful and not confirmed.

Barovsky (1922) reported *Exochomus kiritshenkoi* Barovsky, 1922 from Iran (Shahrood, H. Christoph leg.). There are also specimens in Zoologichesky Institut (Akademii Nauk SSSR) in St. Petersburg, labeled as *E. kiritshenkoi* which had been collected from Iran (Shahrood, H. Christoph leg.). Kovář (1995) however identified these specimens as *E. gebleri* Weise.

Data on the presence of *E. bifasciatus* in Iran are based on Kovář (2007). Since we do not have any information (particularly morphological) about this species, it is excluded from the identification key of Iranian species of Chilacorini.

Subfamily Coccinellinae Latreille, 1807

Tribe Chilacorini Mulsant, 1846

Diagnosis. Body size small to medium (2.0–8.0 mm), with downward directed head inserted into prothorax to some extent; dorsum usually without obvious pubescence. Head wider than long, flattened ventrally; clypeus variously expanded laterally and wholly concealing antennal insertions. Mandibles triangular, strong with an apical tooth and heavily developed molar teeth; maxillary palps relatively long, terminal palpomere parallel sided to weakly enlarged apically; labial palp clearly separated basally, inserted on ventral side of prementum. Antenna composed of 7–10 antennomeres, markedly short with a fusiform club composed of three terminal antennomeres. Prosternum fairly elongate in front of coxae; prosternal process narrow, parallel sided without carinae. Hind wings with large anal lobe. Elytra irregularly punctate, with epipleuron wide and complete to apex, frequently with foveae for receiving apices of femora. Abdomen with five or six ventrites; postcoxal lines at abdominal ventrite 1 variable, without associated pits and pores. Male genitalia with symmetrical tegmen, penis guide sometimes asymmetrical; parameres well developed, apically setose; penis a simple, single sclerite with sizeable basal capsule. Coxites triangular and faintly sclerotized, usually without styli; bursa copulatrix with infundibulum or fleshy lobe, with sperm duct composed of two parts of different diameter; spermatheca bean-shaped, sclerotised without well differentiated nodulus or ramus, with large accessory gland (after Ślipiński 2007).

Key to the Iranian species and genera of Chilacorini

- 1 Fronto-clypeal plate emarginate anteriorly (Fig. 14). Postcoxal line on abdominal ventrite 1 merging with posterior margin of ventrite or running very close to it (Fig. 15). All tibiae with tooth at outer side; tibial spurs absent (Fig. 16). Elytron brown or reddish brown with 3 small orange discal spots in transverse row, usually partially fused (Fig. 2). Male genitalia with penis guide as long as parameres (Figs 17, 18), penis as in Figs 19, 20. (Body circular, strongly convex, 3.5–4.5 mm long) ***Chilocorus bipustulatus* Linnaeus**
- Fronto-clypeal plate not emarginate. Postcoxal line on abdominal ventrite 1 distant from posterior margin of ventrite (Figs 21, 22). Mid- and hind tibiae smoothly arcuate; with 2 apical spurs (Fig. 23) **2**
- 2 Antenna composed of 8 antennomeres (Fig. 24). Body yellow with two small black spots on each elytron, one behind the other (Fig. 1). Male genitalia with parameres slightly longer than penis guide (Fig. 25); penis as in Fig. 26. (Body broadly oval, 2.0–2.5 mm long) ***Brumoides adenensis* Fürsch**
- Antenna composed of 10 antennomeres (Figs 27, 28) **3**
- 3 Elytra black with red spots or red-brown with or without black spots. Body size 2.8–5.0 mm ***Exochomus Redtenbacher* 4**
- Elytra completely black. Body size 2.2–4.5 mm ***Parexochomus* Barovsky 10**

- 4 Elytra black; each elytron with two small or medium sized, separated red spots..... **5**
- Elytra orange to red-brown, with or without black spots, or elytra black with large pale maculae of irregular shape **6**
- 5 Each elytron with two similar and equally-sized rounded spots (Fig. 6). Male genitalia with penis guide approximately as long as parameres (Figs 29, 31); penis as in Fig. 30. Body oval, 3.5–4.5 mm long ***E. quadriguttatus* Fleischer**
- Each elytron with two differently sized and shaped spots (Figs 7, 8). Male genitalia with penis guide clearly shorter than parameres (Figs 32, 33); penis as in Fig. 34. Body subcircular, 3.5–4.0 mm long..... ***E. quadripustulatus* Linnaeus**
- 6 Background of elytra black; elytral maculae large and of irregular shape, brown or orange **7**
- Background of elytra orange to red-brown; with or without contrasting markings..... **8**
- 7 Humeral part with brown macula (Fig. 9); male genitalia with penis guide longer than parameres (Fig. 35); penis as in Fig. 36. Form oblong, body length 4.3–5.0 mm ***E. undulatus* Weise**
- Humeral part with orange macula surrounding a black round spot (Fig. 3). Body form oblong, 3.0–5.0 mm long) ***E. ericae* Crotch**
- 8 Elytra brown without markings; (Body subcircular, 3.5–4.0 mm long) ***E. quadripustulatus* Linnaeus**
- Each elytron with 4 nearly equally sized, small, black spots similarly distributed **9**
- 9 Pronotum reddish orange, with a medio basal unguate black spot (Fig. 5). Tarsal claw simple (Fig. 37). Male genitalia with penis guide as long as parameres (Fig. 38); penis as in Fig. 39. Body nearly of spindle form, 2.8–4.5 mm long ***E. octosignatus* Gebler**
- Pronotum entirely black except for dark bordering of lateral and anterior margins (Fig. 4). Tarsal claw with small basal tooth (Fig. 40). Male genitalia with penis guide distinctly shorter than parameres (Figs 41, 42); penis as in Fig. 43. Body subcircular, 4.0–5.0 mm long ***E. gebleri* Weise**
- 10 Body pubescent **11**
- Body glabrous..... **12**
- 11 Body covered with dense, moderately long setae (Fig. 13). Male genitalia with penis guide shorter than parameres (Figs 44, 45); penis as in Figs 46, 47. Body short oval to nearly circular, 2.8–2.9 mm long ***P. pubescens* Küster**
- Body apparently glabrous, but actually with minute sparse setae particularly at pronotum (Fig. 10). Form oblong, 2.2–2.7 mm long..... ***P. melanocephalus* Zubkov**
- 12 Pronotum yellow (Fig. 11). Male genitalia as in Figs 48, 49, 50. Body oval and highly convex, 3.8–4.2 mm long..... ***P. nigripennis* Erichson**
- Pronotum black with yellow lateral margins (Fig. 12). Male genitalia as in Figs 51–55. Body broadly oval, moderately convex, 3.1–4.5 mm long..... ***P. nigromaculatus* Goeze**

Updated checklist of the Iranian species of Chilocorini

Brumoides Chapin, 1965

Brumoides Chapin, 1965: 237. Type species: *Coccinella suturalis* Fabricius, 1798, by original designation.

Diagnosis. Body length 2.0–3.5 mm. Dorsum glabrous; yellowish or brown, elytra with dark markings. Eye distinctly emarginate. Antenna composed of 8 antennomeres; terminal antennomere small, partly embedded in penultimate one. Clypeus short; labrum exposed. Pronotal base bordered; prosternal process extremely narrow, without carinae; without hypomeral fovea. Fore tibia narrow, simple, middle and hind tibiae with two apical spurs; tarsal claws appendiculate or weakly thickened basally. Abdominal ventrite 6 visible in males; abdominal postcoxal lines separated medially, each arcuately recurving apically and reaching or nearly reaching midpoint of lateral line (after Ślipiński 2007).

Ecology. Various species of *Brumoides* have been associated with mealybugs (Ślipiński 2007), namely *Coccidohystrix insolita* (Hemiptera: Pseudococcidae), *Dactylopius confusus* (Hemiptera: Dactylopiidae), *Ferrisia virgata* (Hemiptera: Pseudococcidae), and *Phenacoccus solenopsis* (Hemiptera: Pseudococcidae) (Gordon 1985, Gautam 1990, Hodek and Honěk 2009, Arif et al. 2012, Giorgi et al. 2014). Some species of this genus, such as *Brumoides suturalis* (F.) feed on some whitefly species, such as *Aleurolobus barodensis* (Maskell) (Inayatullah 1984, Hodek and Honěk 2009) in addition to feeding on some coccids, such as *F. virgata* (better for development) and *Planococcus pacificus* (better for oviposition) (Gautam 1990).

Brumoides adenensis Fürsch, 1987

Figs 1, 21, 24–26

Brumoides adenensis Fürsch, 1987: 44.

General distribution. Middle East (that includes Iran, Saudi Arabia, United Arab Emirates, Yemen) (Kovář 2007), Southern Africa (Łączyński and Tomaszewska 2012).


Distribution in Iran. Iran (Kovář 2007) – no specific distribution known.

Remarks. The species descriptions and photographs by Fürsch (1987) and Raimundo et al. (2008) were used with some modifications.

Chilocorus Leach, 1815

Chilocorus Leach, 1815: 116. Type species: *Coccinella cacti* Linnaeus, 1767, by monotypy.

Diagnosis. Body length 2.5–4.8 mm. Dorsal body glabrous; elytra black or brown with white or orange markings; eye clearly emarginate. Antennae short, composed of



Figures 1–9. Dorsal habitus of Chilicorini species. **1** *Brumoides adenensis* Fürsch **2** *Chilocorus bipustulatus* Linnaeus **3** *E. ericae* Crotch **4** *E. gebleri* Weise **5** *E. octosignatus* Gebler **6** *E. quadriguttatus* Fleischer **7, 8** *E. quadripustulatus* Linnaeus **9** *E. undulatus* Weise.

8 antennomeres; with scape symmetrical; 8th antennomere either as long as or markedly longer than antennomere 7. Clypeus long; labrum partly exposed. Pronotal base unbordered; prosternal process narrow without carinae; hypomeral fovea absent. All tibiae flattened and angulate externally, without apical spurs; tarsal claws strongly appendiculate. Elytral margin not reflexed with indistinct bead; epipleural foveae weak. Abdominal ventrite 6 visible in males; abdominal postcoxal lines separated medially, each running parallel to hind margin of ventrite (after Ślipiński 2007).

Ecology. Although various scale insects are primary hosts of *Chilocorus* (Escalona et al. 2017), some species at least accept aphids as prey (Gordon 1985, Drea and Gordon 1990, Ślipiński 2007, Hodek and Honěk 2009). Nonetheless, there are some reports about some species of this genus, such as *Chilocorus stigma* (Say) which feed on some whitefly species, such as *Aleurocanthus woglumi* Ashby (Dowell and Cherry 1981, Hodek and Honěk 2009).

***Chilocorus bipustulatus* (Linnaeus, 1758)**

Figs 2, 16, 15–20

Coccinella bipustulata Linnaeus, 1758: 367.*Coccinella fasciata* Müller, 1776: 68.*Coccinella transversoguttata* Börner, 1776: 250.*Coccinella frontalis* Thunberg, 1792: 105. [Homonym]*Coccinella testudo* Florencourt Chassot, 1796: 214.*Coccinella strigata* Fabricius, 1798: 79. [Homonym]*Chilocorus olivetorum* Costa, 1839: 104.*Chilocorus minor* Sahlberg, 1903: 86.

Material examined. 8♂, 3♀: Iran, Lorestan province, V.2013, lgt. Amir Biranvand, det. Biranvand. 2♂, 1♀: Iran, Semnan province, V.2015, lgt. Mino Toozandjani, det. Biranvand.

General distribution. Afrotropical region, Nearctic region, Palaearctic region (Mader 1955, Gordon 1985, Kovář 2007, Canepari 2011) and Oriental region (Poorani 2002).

Distribution in Iran. Widely distributed (Duverger 1983, Moddarres-Awal 2012).

Ecology. This species feeds on a wide range of Hemiptera species: *Agonoscaena pistaciae* (Psyllidae), *Aonidiella orientalis* (Diaspididae), *Bemisia tabaci* (Aleyrodidae), *Chrysomphalus dictyospermi* (Diaspididae), *Eulecanium prunastri* (Coccidae), *Euphyllura olivina* (Psyllidae), *Salicola kermanensis* (Diaspididae), *Lepidosaphes malicola* (Diaspididae), *Leucaspis pusilla* (Diaspididae), *Maconellicoccus hirsutus* (Pseudococcidae), *Ommatissus binotatus lybicus* (Tropiduchidae), *Parlatoria blanchardi* (Diaspididae), *Parlatoria oleae* (Diaspididae), *Phloeomyzus passerinii* (Aphididae), *Planococcus citri* (Pseudococcidae), *Pseudaulacaspis pentagona* (Diaspididae), *Psylla pyricola* (Psyllidae) (Moddarres-Awal 2012) and other coccids, particularly armoured scales (Hodek 1973, Stansly 1984).

***Exochomus* Redtenbacher, 1843**

Exochomus Redtenbacher, 1843:11. Type species: *Coccinella quadripustulata* Linnaeus, 1758, by subsequent designation of Thomson, 1859.

Diagnosis. Body length 2.8–5.5 mm. Dorsal body glabrous; elytra black, brown, or yellow, often with contrasting red or yellow markings; sometimes (in lighter coloured species) with black stripes along lateral margins of elytra. Antenna composed of 10 antennomeres, minute terminal antennomere embedded in penultimate one; pronotal basal margin completely bordered with submarginal line; prosternal process narrow, truncate apically, without carinae; elytral epipleura clearly narrowing, without foveae; abdominal postcoxal lines complete or nearly so, semicircular, reaching to inner end of lateral line; meso- and metatibiae each with two apical spurs; tarsal claws with or without basal tooth (after Li et al. 2015).



Figures 10–13. Dorsal habitus of Chilacorini species. **10** *Parexochomus melanocephalus* Zubkov **11** *P. nigripennis* Erichson **12** *P. nigromaculatus* Goeze **13** *P. pubescens* Küster.

Ecology. Most species of this genus are aphidophagous and coccidophagous (Gordon 1985, Kovář 1995, Magro et al. 2010). Nonetheless, there are some reports about some species of the genus feeding on aleyrodids e.g., *Exochomus bimaculosus* Mulsant which feeds on *Bemisia tabaci* (Gennadius) (Yigit 1992, Leite et al. 2003, Hodek and Honěk 2009).

***Exochomus bifasciatus* Barovsky, 1927**

Exochomus bifasciatus Barovsky, 1927: 200.

General distribution. China, Iran, Kazakhstan (Kovář 2007).

Distribution in Iran. Iran (Kovář 2007) – no specific distribution provided.

***Exochomus ericae* Crotch, 1874**

Fig. 3

Exochomus ericae Crotch, 1874: 193.*Chilocorus nigropictus* Fairmaire, 1876: 94.*Chilocorus picturatus* Fairmaire, 1876: 94.*Exochomus anchorifer* Allard, 1870: 9.

General distribution. Algeria, Iran, Morocco, Tunisia (Mader 1955, Duverger 1983, Kovář 2007).

Distribution in Iran. Dasht Arzhanregion, Kerman, Nowshahr region (Duverger 1983).

Remarks. We used the species descriptions and photographs of Mader (1955) with some modifications.

***Exochomus gebleri* Weise, 1885**

Figs 4, 40–43

Exochomus gebleri Weise, 1885: 55.

Material examined. 5♂, 2♀: Iran, Yazd province, spring and summer 2013, lgt. Mehdi Zare Khormizi, det. Biranvand.

General distribution. Afghanistan, Iran, Turkey (Kovář 2007).

Distribution in Iran. Golestan, Semnan (Kovář 1995), Lorestan (Jafari and Kamali 2007), Fars (Moddarres-Awal 2012), Yazd (current study).

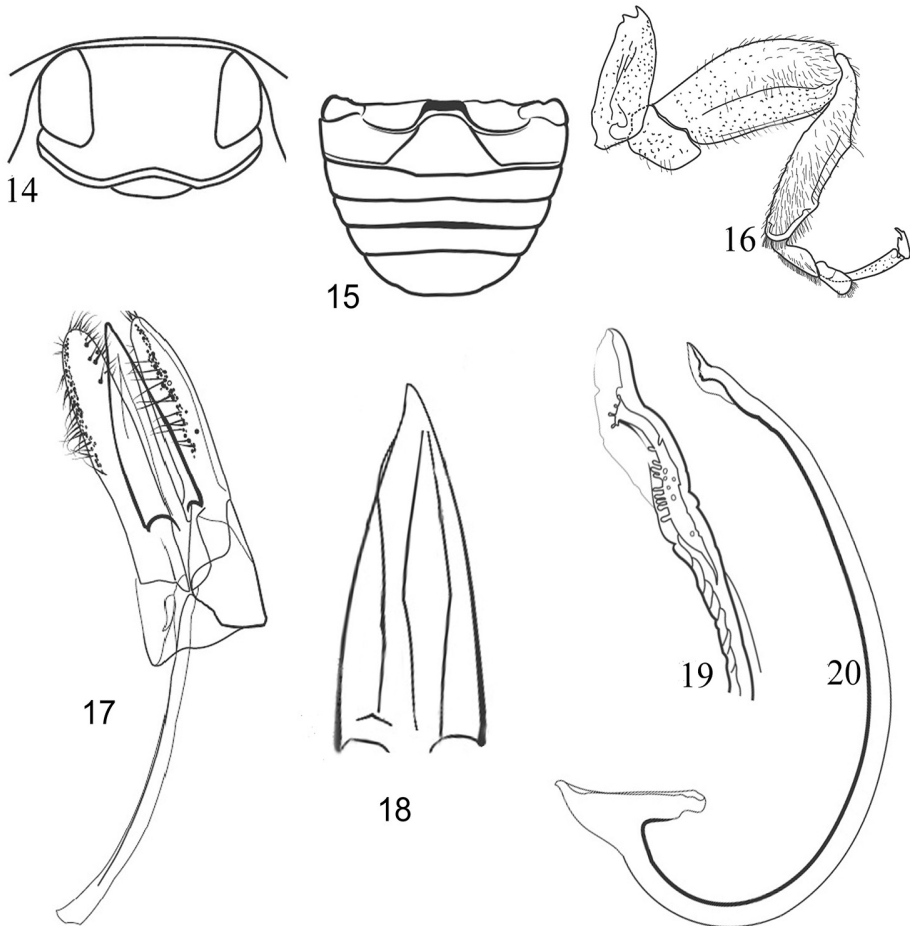
***Exochomus octosignatus* (Gebler, 1830)**

Figs 5, 37–39

Coccinella octosignata Gebler, 1830: 225.*Coccinella deserta* Motschulsky, 1840: 175.*Coccinella desertorum* Gebler, 1841: 376.*Brumus lasioides* Weise, 1879: 135.*Brumus conjunctus* Fleischer, 1900: 118.

General distribution. Afghanistan, Armenia, Azerbaijan, France, Iran, Iraq, Italy, Kazakhstan, Kyrgyzstan, Mongolia, Russia, Tajikistan, Turkmenistan, Turkey, Uzbekistan (Kovář 2007).

Distribution in Iran. Khameshorkn region (Duverger 1983), Khorasan (Moodi and Mossadegh 1995, Yaghmaei and Kharrazi Pakdel 1995), Chaharmahal and Bakhtiari (Bagheri and Mossadegh 1996), East Azerbaijan, Gilan, Isfahan, Kerman, Qom, Tehran, Sistan and Baluchestan (Moddarres-Awal 2012).



Figures 14–20. Morphological details and male genitalia of Chilacorini species. **14–20** *Chilocorus bipustulatus*: **14** Head **15** Abdominal postcoxal lines **16** Leg **17** Tegmen **18** Penis guide of tegmen **19** Penis apex **20** Penis.

Ecology. This species feeds on the mealybugs *Phenacoccus aceris* and *Planococcus citri* (Pseudococcidae) (Moddarrres-Awal 2012).

***Exochomus quadriguttatus* Fleischer, 1900**

Figs 6, 29–31

Exochomus quadriguttatus Fleischer, 1900: 118.

Exochomus cordiformis Roubal, 1926: 245.

Exochomus illaescollis Roubal, 1927: 135.

Material examined. 3♂, 8♀: Iran, Semnan province, VII.2015, lgt. Mino Toozandjani, det. Biranvand.

General distribution. Caucasus, Iran, Lebanon, Syria (Duverger 1983), Armenia, Turkey (Kovář 2007).

Distribution in Iran. Sagdar region (Duverger 1983), Kerman (Moddarres-Awal 2012), Semnan (current study).

***Exochomus quadripustulatus* (Linnaeus, 1758)**

Figs 7–8, 32–34

Coccinella quadripustulata Linnaeus, 1758: 367.

Coccinella lunulata Gmelin, 1790: 1662.

Coccinella quadriverrucata Fabricius, 1792: 288.

Coccinella cassidoides Donovan, 1798: 74.

Coccinella varia Schrank, 1798: 444.

Coccinella distincta Brullé, 1832: 273

Coccinella iberica Motschulsky, 1837: 422.

Coccinella floralis Motschulsky, 1837: 423.

Exochomus haematideus Costa, 1849: 62.

Exochomus unicolor Schaufuss, 1862: 50

Exochomus sexpustulatus Kraatz, 1873:192

Exochomus bilunulatus Weise, 1879: 133.

Exochomus koltzei Weise, 1879: 134.

Exochomus reitteri Schneider, 1881: 16

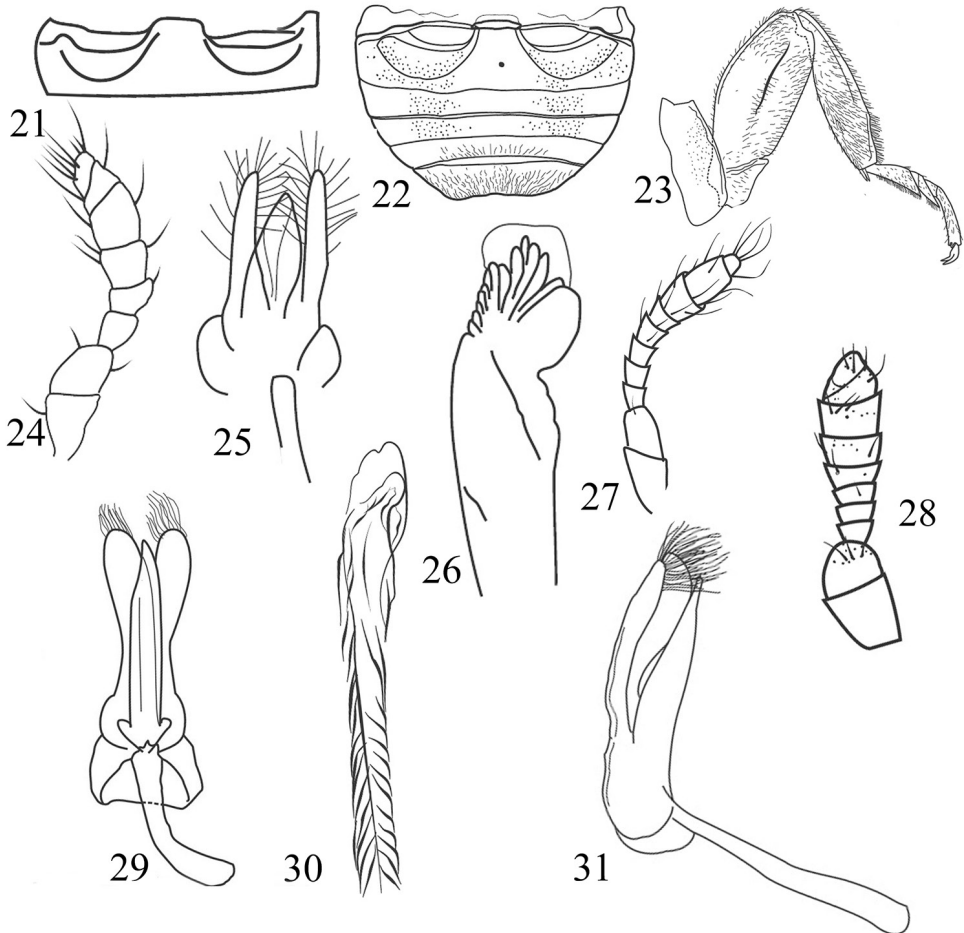
Exochomus vittatus Fuente, 1910: 444

Material examined. 60♂, 75♀: Iran, Lorestan province, in all seasons, 2013, 2014, 2015, 2016, 2017, lgt. Amir Biranvand, det. Biranvand. 3♂, 3♀: Iran, Semnan province, V.2015, lgt. Mino Toozandejani, det. Biranvand.

General distribution. Palaearctic Region, Oriental region, Australian region, Nearctic region (USA: California) (Canepari 2011, Li et al. 2015).

Distribution in Iran. Widely distributed (Duverger 1983, Moddarres-Awal 2012).

Ecology. This species feeds on various species of Hemiptera, namely: *Aonidiella orientalis* (Diaspididae), *Aphis fabae* (Aphididae), *Callaphis juglandis* (Aphididae), *Chromaphis juglandicola* (Aphididae), *Eriosoma lanigerum* (Aphididae), *Eulecanium prunastri* (Coccidae), *Euphyllura olivina* (Psyllidae), *Maconellicoccus hirsutus* (Pseudococcidae), *Parlatoria oleae* (Diaspididae), *Psylla pyricola* (Psyllidae), *Saissetia oleae* (Coccidae) (Moddarres-Awal 2012), and other aphids and Coccidae (Uygun 1981, Ülgentürk and Toros 2001, Kaydan et al. 2006, Kaydan et al. 2012).



Figures 21–31. Morphological details and male genitalia of Chilicorini species. **21, 24–26** *Brumoides adenensis*: **21** Abdominal postcoxal lines **24** Antenna **25** Tegmen **26** Penis apex **22** *Parexochomus pubescens*: Abdominal postcoxal lines **23, 28** *P. nigripennis*: **23** Hind leg **28** Antenna **27** *Exochomus undulatus*: Antenna **29–31** *E. quadriguttatus*: **29** Tegmen, ventral view **31** Tegmen, lateral view **30** Penis apex.

***Exochomus undulatus* Weise, 1878**

Figs 9, 27, 35–36

Exochomus undulatus Weise, 1878: 93

Material examined. 10♂, 16♀: Iran, Lorestan province, in all seasons, 2013, 2015, 2016, lgt. Amir Biranvand, det. Biranvand.

General distribution. Palestine (Mader 1955), Caucasus (Duverger 1983), Afghanistan, Azerbaijan, Egypt, Georgia, Iraq, Iran, Lebanon, Syria, Tajikistan (Kovář 2007).

Distribution in Iran. Lorestan (Jafari and Kamali 2007), Chaharmahal and Bakhtiari, Fars, Isfahan, Kerman, Khorasan, Kohgiluyeh and Boyer-Ahmad, Qazvin (Moddarres-Awal 2012), Tehran (Ghanbari et al. 2012), Markazi (Ahmadi et al. 2012), Yazd (Zare Khormizi et al. 2016).

Ecology. This species feeds usually on *Euphyllura olivina* (Hemiptera: Psyllidae) (Moddarres-Awal 2012).

***Parexochomus* Barovsky, 1922**

Exochomus (*Parexochomus*) Barovsky, 1922: 293. Type species: *Exochomus pubescens* Küster, 1848, by subsequent designation of Chapin 1965.

Parexochomus: Kovář 2007: 595.

Diagnosis. Body length 3.0–3.5 mm. Dorsal body glabrous or pubescent, dark brown or black with lateral margins of pronotum or at least anterior angles yellow or red. Antenna composed of 10 antennomeres, minute terminal antennomere embedded in penultimate one; terminal maxillary palpomeres stout, nearly parallel-sided; pronotal basal margin entirely bordered with submarginal line; prosternal process narrow, rounded apically, without carinae; elytral epipleura clearly narrowing towards apex, without foveae; abdominal postcoxal lines complete and semicircular, reaching to middle of lateral line; meso- and metatibiae each with two apical spurs; tarsal claws with basal tooth (after Li et al. 2015).

Ecology. The species of *Parexochomus* are aphidophagous or coccidophagous (Moddarres-Awal 2012).

***Parexochomus melanocephalus* (Zubkov, 1833)**

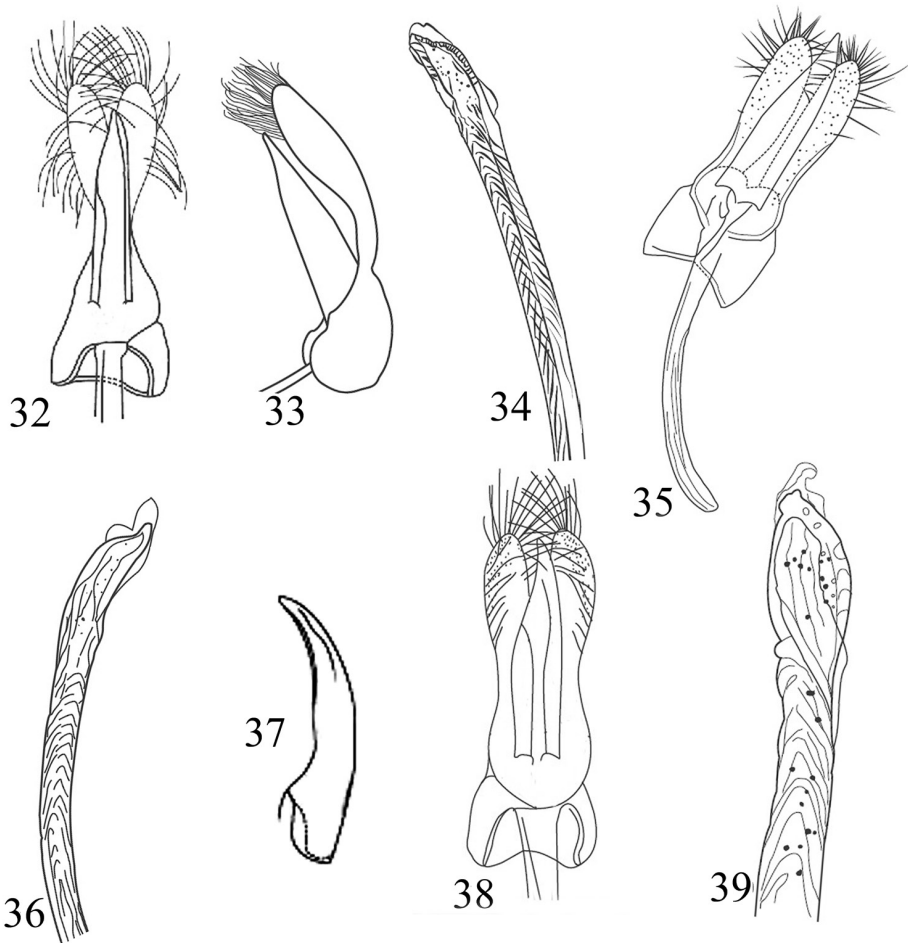
Fig. 10

Coccinella melanocephala Zubkov, 1833: 339.

Exochomus rusicollis Mulsant, 1850: 1033.

General distribution. Southern Russia, Caucasus (Mader 1955), Azerbaijan, Armenia, Bulgaria, Georgia, Iran, Kazakhstan, Tajikistan, Turkmenistan, Turkey, Uzbekistan (Kovář 2007).

Distribution in Iran. Razavi Khorasan (Yaghmaei and Kharrazi Pakdel 1995), Lorestan (Jafari and Kamali 2007), Chaharmahal and Bakhtiari, Khorasan (Moddarres-Awal 2012), Kerman (Salehi et al. 2011), Hormozgan (Fallahzadeh et al. 2013).



Figures 32–39. Morphological details and male genitalia of Chilacorini species **32–34** *E. quadripustulatus*: **32, 33** Tegmen in ventral and lateral view **34** Penis apex **35–36** *E. undulatus*: **35** Tegmen, ventral view **36** Penis apex **37–39** *E. octosignatus*: **37** Tarsal claw **38** Tegmen, ventral view **39** Penis apex.

***Parexochomus nigripennis* (Erichson, 1843)**

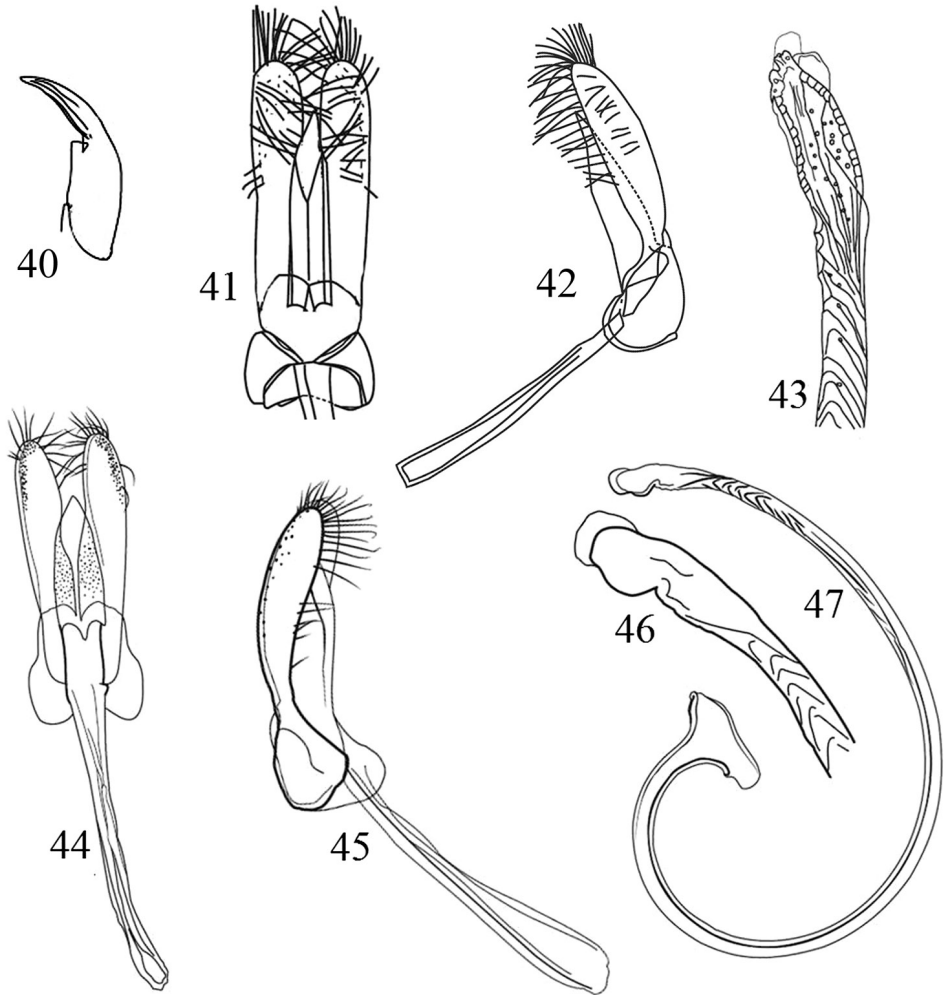
Figs 11, 23, 28, 48–50

Chilocorus nigripennis Erichson, 1843: 267.

Exochomus xanthoderus Fairmaire, 1864: 648.

Material examined. 10♂, 16♀: Iran, Lorestan province, VII.2014, lgt. Amir Biranvand, det. Biranvand.

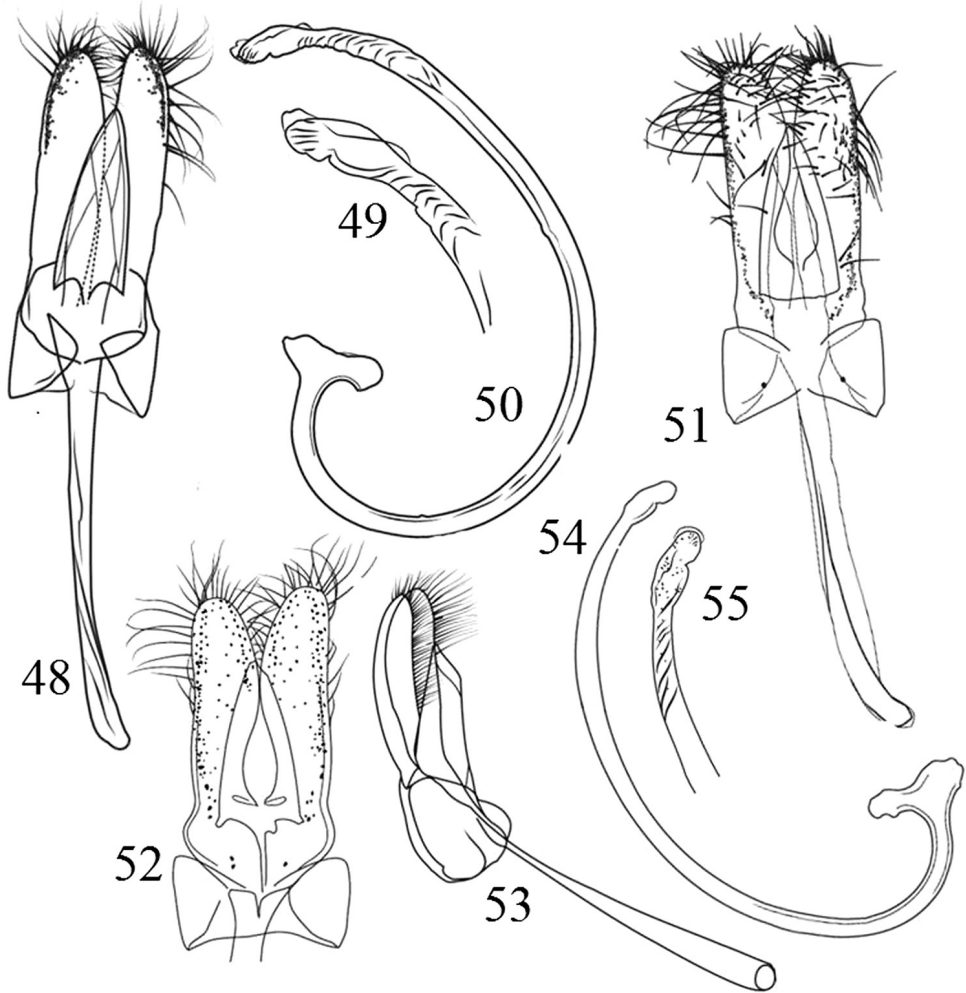
General distribution. Oriental region (Poorani 2002), Afrotropical region, Mediterranean region, Middle East (Kovář 2007).



Figures 40–47. Morphological details and male genitalia of Chilocorini species. **40–43** *E. gebleri*: **40** Tarsal claw **41, 42** Tegmen in ventral and lateral view **43** Penis apex **44–47** *P. pubescens*: **44–45** Tegmen in ventral and lateral view **46** Tip of penis **47** Penis.

Distribution in Iran. Golestan (Montazeri and Mossadegh 1995), Lorestan (Jafari and Kamali 2007), Gilan (Hajizadeh et al. 2003), Fars, Kerman, Khorasan, Khuzestan, Sistan, and Baluchestan (Moddarres-Awal 2012), Lorestan (current study).

Ecology. This species feeds usually on the following hemipterans: *Acanthococcus abaii* (Eriococcidae), *Agonoscena pistaciae* (Psyllidae), *Bemisia tabaci* (Aleyrodidae) (Moddarres-Awal 2012).



Figures 48–55. Morphological details and male genitalia of Chilacorini species. **48–50** *P. nigripennis*: **48** Tegmen, ventral view **49** Penis apex **50** Penis **51–55** *P. nigromaculatus*: **51–53** Tegmen, ventral and lateral view **54** Penis **55** Penis apex.

***Parexochomus nigromaculatus* (Goeze, 1777)**

Figs 12, 51–55

Coccinella nigromaculata Goeze, 1777: 248. *Coccinella testudinare* Geoffroy in Fourcroy, 1785: 151. *Coccinella aurita* Scriba, 1791: 101. *Coccinella humerale* Townson, 1800: 167.

Chilocorus rufipes Stephens, 1832: 375. *Exochomus collaris* Küster, 1849: 100. *Exochomus pyrenaicus* Kraatz, 1873: 194.

Material examined. 75♂, 90♀: Iran, Lorestan province, spring and summer 2013, 2014, 2015, 2016, 2017, lgt. Amir Biranvand, det. Biranvand. 3♂, 1♀: Iran, Semnan province, VI.2015, lgt. Mino Toozandejani, det. Biranvand.

General distribution. Palaearctic region (Duverger 1983, Kovář 2007).

Distribution in Iran. Widely distributed (Duverger 1983, Moddarres-Awal 2012).

Ecology. This species feeds usually on the following species of Hemiptera: *Agonoscena pistaciae* (Psyllidae), *Aonidiella orientalis* (Diaspididae), *Bemisia tabaci* (Aleyrodidae), *Diuraphis noxia* (Aphididae), *Eulecanium prunastri* (Coccidae), *Euphyllura olivina* (Psyllidae), *Maconellicoccus hirsutus* (Pseudococcidae), *Therioaphis maculata* (Aphididae) (Moddarres-Awal 2012) and other aphids and Coccidae (Uygun 1981, Atlihan and Özgökçe 2002, Kaydan et al. 2012).

Parexochomus pubescens (Küster, 1848)

Figs 13, 22, 44–47

Exochomus pubescens Küster, 1848: 94

Exochomus apicatus Fairmaire, 1884: 59.

Exochomus circumcinctus Sahlberg, 1903: 36.

Platynaspis flavilabris Motschulsky, 1849: 155.

Platynaspis flavilabris Mulsant, 1850b: 947. [Homonym]

Exochomus gestroi Fairmaire, 1875: 540.

Exochomus lugubrivestis Mulsant, 1853: 194.

Exochomus saharae Sicard, 1929: 60

Material examined. 3♂, 5♀: Iran, Lorestan province, VII.2014, lgt. Amir Biranvand, det. Biranvand.

General distribution. Oriental region, Palestine, Syria (Poorani 2002), Afghanistan, Algeria, Egypt, France, Greece, Iran, Israel, Italy, Libya, Morocco, Saudi Arabia, Spain, Tunisia (Kovář 2007).

Distribution in Iran. Angohran region, Hormozgan, Tehran (Karaj), Khuzestan (Susangerd), Ramine region, Daran region, Sagdan region (Duverger 1983), Lorestan (Jafari and Kamali 2007), Fars, Kerman, Khorasan, Khuzestan, Sistan, and Baluchestan (Moddarres-Awal 2012).

Ecology. This species feeds on *Bemisia tabaci* (Hemiptera: Aleyrodidae) and *Tetranychus turkestanii* (Acari) (Moddarres-Awal 2012).

Acknowledgements

Adam Ślipiński (Australian National Insect Collection, CSIRO, Canberra, Australia) and Oldřich Nedvěd (Faculty of Science, University of South Bohemia, České Budějovice, Czech Republic) read an early version of this manuscript providing valuable suggestions. Two anonymous reviewers are acknowledged for their valuable comments.

References

- Abdollahi Mesbah R, Nozari J, Allahyari H, Zare Khormizi M (2016) Checklist and distribution of lady beetles (Coleoptera: Coccinellidae) in Iran. *Iranian Journal of Animal Biosystematics* 12: 1–35.
- Ahmad R, Ghani MA (1966) A new genus and species of Chilacorini (Coleoptera: Coccinellidae) from Pakistan. *Proceedings of the Royal Entomological Society of London (B)* 35(1–2): 9–10. <https://doi.org/10.1111/j.1365-3113.1966.tb00459.x>
- Ahmadi A, Jafari R, Vafai R (2012) The faunistic survey of ladybird (Cole., Coccinellidae) in orchards and crops Markazi and shrub. *Proceedings of the 20th Iranian Plant Protection Congress (Shiraz)*, 139 pp.
- Ansari pour A, Shakarami J (2011) Study of ladybirds (Col: Coccinellidae) in Khorramabad district and the first report of *Hyperaspis quadrimaculata* (Redtenbacher, 1844) for Iranian fauna. *Life Sciences* 8(3): 488–495.
- Arif MI, Rafiq M, Wazir S, Mehmood N, Ghaffar A (2012) Studies on cotton mealybug, *Phenacoccus solenopsis* (Pseudococcidae: Homoptera), and its natural enemies in Punjab, Pakistan. *International Journal of Agriculture and Biology* 14: 557–562.
- Atlıhan R, Özgökçe MS (2002) Development, fecundity and prey consumption of *Exochomus nigromaculatus* feeding on *Hyalopterus pruni*. *Phytoparasitica* 30: 443–450. <https://doi.org/10.1007/BF02979748>
- Barovsky V (1922) Revisio specierum palaearticularum Coccinellidarum generis *Exochomus* Redtb. *Annuaire du Musée Zoologique de l'Académie des Sciences de Russie* 23: 289–303.
- Barovsky V (1927) Revisio specierum palaeartcticum Coccinellidarum generis *Brumus* Muls. (Coleoptera). *Annuaire du Musée Zoologique de l'Académie de Sciences de l'URSS* 28: 194–200.
- Bagheri MR, Mossadegh MS (1996) Fauna of Coccinellid beetles (Col.: Coccinellidae) in Chaharmahal and Bakhtiari province, One part of subfamilies: Coccinellinae and Chilacorinae. *Journal of Agricultural Sciences Islamic Azad University* 7: 29–35.
- Bielawski R (1984) Coccinellidae (Coleoptera) of Mongolia. *Annales Zoologici* 38: 281–460.
- Boerner ICH (1776) Beschreibung eines neuen Insects, des *Coccinella transversopunctata*. *Der Ekonomische Nachricht der Gesellschaft in Schlesien* 4: 250.
- Brullé GA (1832) IVe Classe. Insectes. In: Brullé GA, Guérin-Ménéville FM (Eds) *Expédition scientifique de Morée. Section des sciences physiques. Tome 3. I. re partie. Zoologie. Deuxième section. Des animaux ariculés.* FL Lefraut, Paris et Strasbourg, 400 pp. [27–52 pls]
- Canepari C (2011) Contribution to the knowledge of the Coccinellidae of Sardinia (Coleoptera). *Conservazione Habitat Invertebrati* 5: 501–516.
- Chapin EA (1965) The genera of the Chilacorini (Coleoptera, Coccinellidae). *Bulletin of the Museum of Comparative Zoology* 133: 227–271.
- Costa A (1849) Coleotteri Trimeri. Famigliadegli Coccinellidae. In: *Fauna dell regno di Napoli ossia enumerazione di tutti gli animali, che abitano le diverse regioni di questo regno e le acque che le bagnano contenente la descrizione de' nuovi o poco esattamente conosciuti noc figure ricavate da originali viventi e dipinte al nature di Oronzio-Gabrielle Costa.* Colleotteri. Parte I.a. Gaetano Sautto, Napoli, 364 pp. [families separately paginated, 1–112, 7 pls]

- Costa OG (1839) Monographia degli insecti dell'ulivo e delle olive. In: Corrispondenza Zoologica destinata a diffondere nel rognò delle due Sicilie tutto ciò che si va discuooprendo entro e fuori Europa riguardante la Zoologica in generaleredatta. Vol. 1. Azzolino, Napoli, 104 pp.
- Crotch GR (1874) A Revision of the Coleopterous Family Coccinellidae. E.W. Janson, London, 311 pp. <https://doi.org/10.5962/bhl.title.8975>
- Donovan E (1798) The natural history of British Insects; explaining them in their several states, with the periods of their transformations, their food, economy and c. together with the history of such minute insects as require investigations by the microscope. Vol. VII. Rivington, London, 96 pp. [pls 217–251]
- Dowell RV, Cherry RH (1981) Survey traps for parasitoids, and coccinellid predators of the citrus blackfly, *Aleurocanthus woglumi*. Entomologia Experimentalis et Applicata 29: 356–362. <https://doi.org/10.1111/j.1570-7458.1981.tb03079.x>
- Drea JJ, Gordon RD (1990) Predators. Coccinellidae. In: Rosen D (Ed.) The Armored Scale Insects, their Biology, Natural Enemies and Control. Elsevier, Amsterdam, 19–40.
- Duverger C (1983) Contribution à la connaissance des Coccinellidae d'Iran. Nouvelle Revue d'Entomologie, Paris, Nov. Ser 13(1): 73–93.
- Erichson WF (1843) Beitrag zur Insecten-Fauna von Angola, in Besonderer Beziehung zur geographischen Verbreitung der Insecten. Archiv für Naturgeschichte 9: 199–267.
- Escalona HE, Ślipiński A (2012) Generic revision and phylogeny of Microweiseinae (Coleoptera: Coccinellidae). Systematic Entomology 37: 125–171. <https://doi.org/10.1111/j.1365-3113.2011.00601.x>
- Escalona HE, Zwick A, Li HS, Li J, Wang X, Pang H, Hartley D, Jermiin LS, Nedvèd O, Misof B, Niehuis O, Ślipiński A, Tomaszewska W (2017) Molecular phylogeny reveals extreme food plasticity in evolution of true ladybird beetles (Coleoptera: Coccinellidae: Coccinellini). BMC Evolutionary Biology 17(151): 1–11. <https://doi.org/10.1186/s12862-017-1002-3>
- Fabricius JC (1792) Entomologia systematica emendate et aucta. Secundum classes, ordines, genera, species, adjectis synonymis, locis, observationibus, descriptionibus, I, 2. Hafniae, 586 pp. <https://doi.org/10.5962/bhl.title.125869>
- Fabricius JC (1798) Supplementum Entomologia systematicae. Hafniae, 572 pp.
- Fairmaire L (1864) Coléoptères d'Algérie rapportés par M. Ogier de Baulny. Annales de la Société Entomologique de France (4)3[1863]: 637–648.
- Fairmaire L (1875) Coléoptères de la Tunisie récoltés par Mr. Abdul Kerim. Annali del Museo Civico di Storia Naturale in Genova 7: 475–540.
- Fairmaire L (1876) Diagnoses de coléoptères du nord de l'Afrique. Petites Nouvelles Entomologiques 2[1876–1879]: 93–94.
- Fairmaire L (1884) Descriptions de coléoptères recueillis par le Baron Bonnaire en Algérie. Bulletin ou Comptes–Rendus des Séances de la Société Entomologique de Belgique 28: lix–lxx.
- Fallahzadeh M, Abdimaleki R, Saghaei N (2013) Contribution to the knowledge of the ladybird beetles (Coleoptera, Coccinellidae), predators of mealybugs (Hemiptera, Pseudococcidae) in Hormozgan province, Southern Iran. Linzer Biologische Beiträge 45(1): 673–679.
- Fleischer A (1900) Neue Coccinelliden aus der Sammlung des kais. Rathes Herrn Edmund Reiter. Wiener Entomologische Zeitung 19: 116–120. <https://doi.org/10.5962/bhl.part.3442>

- Florencourt Chassot K (1796) Verzeichniss der Insecten Gottnischer Gegend. In: Meyer FAA (Ed.) Zoologisches Archiv (Leipzig) Band 1: 197–244.
- Fuente JM (1910) Datos para la fauna de la provincial de Ciudad Real. XXI. Boletín de la Real Sociedad Española de Historia Natural 10: 444–449.
- Fürsch H (1961) Revision der afrikanischen Arten um *Exochomus flavipes* Thunb. Col. Cocc. Entomologische Arbeiten aus dem Museum G. Frey. Tutzing bei München 12: 68–92.
- Fürsch H (1987) Neue Coccinelliden aus Ethiopien. Folia Entomologica Hungarica 48: 39–44.
- Gautam RD (1990) Mass-multiplication technique of coccinellid predator, ladybird beetle (*Brumoides suturalis*). Indian Journal of Agricultural Sciences 60: 747–750.
- Gebler FA von (1830) Bemerkungen über die Insecten Sibiriens, vorzüglich des Altai (Part 3). In: Ledebour CF (Ed.) Reise durch Altai-Gebirge und die songorische Kirgisen-Steppe. Auf Kosten der Keiserlichen Universität Dorpat im Jahre 1826 in Begleitung der Herren D. Carl Anton Miecherund, D. Alexander von Bunge. Zweiter Theil. G. Reimer, Berlin, 1–228.
- Gebler FA (1841) Charakteristik mehrerer neuen sibirischen Coleopteren. Bulletin Scientifique de l'Académie Impériale des Sciences St. Péterbourg 8: 369–376.
- Geoffroy EL (1785) [new taxa]. In: Fourcroy AF de (Ed.) Entomologia parisiensis; sive Catalogus Insectorum quae in Agro Parisiensi reperiuntur; Secundum methodum Geoffraeanam in sections, genera et species distributus: cui addita sunt nomina trivialia et fere trecentae novae species Parisiis, Serpentineis. Pars 1: i–viii + 1–231; pars 2: 233–544.
- Ghanbari A, Sadeghi SE, Ladan Moghadam AR, Fakhredini M (2012) An Investigation on predaceous coccinellid's fauna, their distribution and determining dominant species on shading trees and shrubs in green spaces and parks of 16th Tehran municipal zone. Proceedings of the 20th Iranian Plant Protection Congress (Shiraz), 179.
- Giorgi JA, Vandenberg NJ, McHugh JV, Forrester JA, Ślipiński SA, Miller KB, Shapiro LR, Whiting MF (2009) The evolution of food preferences in Coccinellidae. Biological Control 51: 215–231. <https://doi.org/10.1016/j.biocontrol.2009.05.019>
- Giorgi JA, Lima MS, Vandenberg NJ (2014) The first record of *Brumoides foudrasii* (Mulsant) (Coleoptera: Coccinellidae: Chilocorini) from South America, with notes on its biology. The Coleopterists Bulletin 68(2): 336–338.
- Gmelin JF (1790) Caroli a Linné Systema Naturae per regna tria naturae, secundum classes, ordines, genera, species, cum characteribus, differentiis, synonymis, locis. Editio decimatertia, aucta, reformata. Tomus 1. Pars IV. Classis V. Insecta. Georg Emanuel Beer, Lipsiae, 1517–2224.
- Goeze JAE (1777) Entomologische Beiträge zu des Ritter Linné, zwölften Ausgabe des Natursystems. Leipzig: Weidmanns Erben und Reich 1st Ed., 736 pp.
- Gordon RD (1985) The Coccinellidae (Coleoptera) of America north of Mexico. Journal of the New York Entomological Society 93: 1–912.
- Hajizadeh J, Jalili Sendi J, Peyrovi H (2003) Introducing a part of the coccinellids (Col., Coccinellidae) fauna of Guilan province. Journal of Agricultural Sciences and Natural Resources 9: 99–111.
- Hodek I (1973) Biology of Coccinellidae. Academia Publishing and W. Junk, Prague, The Hague, 260 pp. <https://doi.org/10.1007/978-94-010-2712-0>

- Hodek I, Honěk A (2009) Scale insects, mealybugs, whiteflies and psyllids (Hemiptera, Sternorrhyncha) as prey of ladybirds. *Biological Control* 51(2): 232–243. <https://doi.org/10.1016/j.biocontrol.2009.05.018>
- Inayatullah C (1984) Sugarcane aleurodids, *Aleurolobus barodensis* (Maskell) and *Neomaskellia andropogonis* Corbett (Hom.: Aleyrodidae), and their natural enemies in Pakistan. *International Journal of Tropical Insect Science* 5(4): 279–282. <https://doi.org/10.1017/S1742758400001570>
- Jafari R, Kamali K (2007) Faunistic study of ladybird (Col.: Coccinellidae) in Lorestan province and report of new records in Iran. *New Findings in Agriculture* 4: 349–359.
- Kaydan MB, Kilincer N, Uygun N, Japosvilli G, Gaimari S (2006) Parasitoids and predators of Pseudococcidae (Homoptera: Coccoidea) in Ankara, Turkey. *Phytoparasitica* 34(4): 331–337. <https://doi.org/10.1007/BF02981018>
- Kaydan MB, Atlihan R, Uygun N, Şenal D (2012) Coccinellid (Coleoptera: Coccinellidae) species feeding on coccoids (Hemiptera: Coccoidea) in Van Lake Basin, Turkey. *Türkiye Biyolojik Mücadele Derneği* 3(1): 37–46.
- Kovář I (1995) Revision of the genera *Brumus* Muls. and *Exochomus* Redtb. (Coleoptera, Coccinellidae) of the Palaearctic Region. Part I. *Acta Entomologica Musei Nationalis Pragae* 44: 5–124.
- Kovář I (2007) Coccinellidae. In: Löbl I, Smetana A (Eds) *Catalogue of Palaearctic Coleoptera. Volume 4. Elateroidea, Derodontoidea, Bostrichoidea, Lymexyloidea, Cleroidea, Cucujoidea*. Apollo Books, Stentrup, Denmark, 71–74, 568–630.
- Kraatz G (1873) Revision der europäischen Arten der Coccinelliden-Gattung *Exochomus* Redtb. *Berliner Entomologische Zeitschrift* 17: 191–194.
- Küster HC (1848) Die Käfer Europa's. Nach der Natur beschrieben. Mit Beiträgen mehrerer Entomologen. 13. Heft. Bauer and Raspe, Nürnberg, 100 pp. [2 pls]
- Küster HC (1849) Die Kafer Europa's. Nach der Naturbeschrieben. Mit Beiträgen mehrerer Entomologen. 17. Heft. Bauer and Rapse, Nürnberg, 100 pp. [2 pls]
- Latreille PA (1807) *Genera crustaceorum et insectorum secundum ordinem naturalem in familias disposita, iconibus exemplisque plurimis explicata. Tomus Tertius. A. Koenig, Parisset Argentorati.*
- Leach WE (1815) Entomology. In: Brewster D (ed) *The Edinburgh Encyclopedia*. Balfour, Edinburgh 9: 572–172.
- Leite GLD, Picanço M, Guedes RNC, Moreira MD (2003) Factors affecting attack rate of whitefly on the eggplant. *Pesquisa Agropecuaria Brasileira* 38(4): 545–549. <https://doi.org/10.1590/S0100-204X2003000400014>
- Li W, Huo L, Wang X, Chen X, Ren S (2015) The genera *Exochomus* Redtenbacher, 1843 and *Parexochomus* Barovsky, 1922 (Coleoptera: Coccinellidae: Chilocorini) from China, with descriptions of two new species. *The Pan-Pacific Entomologist* 91(4): 291–304. <https://doi.org/10.3956/2015-91.4.291>
- Li W, Huo L, Chen X, Ren S, Wang X (2017) A new species of the genus *Phaenochilus* Weise from China (Coleoptera, Coccinellidae, Chilocorini). *ZooKeys* 644: 33–41. <https://doi.org/10.3897/zookeys.644.9825>

- Linnaeus C (1758) *Systema Naturae per Regna Tria Naturae, secundum Classes, Ordines, Genera, Species cum Characteribus, Differentiis, Synonymis, Locis*. Holmiae: Laurentii Salvii. Editio Decima (reformata) Edn., 823 pp.
- Linnaeus C (1767) *Systema Naturae, per Regna Tria Naturae, secundum Classes, Ordines, Genera, Species, cum Characteribus, Differentiis, Synonymis, Locis*. Tom I. Pars I. Editio Decima tertia, ad Editionem duodecimam reformatam Holmiensem. Vindobonae, Typis Ioannis Thomae nob. de Trattarn, 533–1364.
- Łączyński P, Tomaszewska W (2009) A revision of the genus *Orcus* Mulsant (Coleoptera: Coccinellidae: Chilocorini). *Annales Zoologici* 59: 585–611. <https://doi.org/10.3161/000345409X484955>
- Łączyński P, Tomaszewska W (2012) *Chapinaria*, new genus of Chilocorini for *Endochilus meridionalis* Sicard from Africa (Coleoptera: Coccinellidae). *Annales Zoologici* 62: 1–9. <https://doi.org/10.3161/000345412X633658>
- Mahghari H, Ostovan H (2006) Predator arthropods, fauna of whiteflies (Homoptera: Aleyrodidae) in Mazandaran and Golestan provinces and their feeding efficiency. *Journal of Agricultural Sciences and Natural Resources* 12(6): 171–180.
- Mader L (1955) Evidenz der palaarktischen Coccinelliden und ihrer Aberrationen in Wort und Bild. *Entomologische Arbeiten aus dem Museum G. Frey Tutzing bei München* 6: 764–1035.
- Magro A, Lecompte E, Magné F, Hemptinne JL, Crouau-Roy B (2010) Phylogeny of ladybirds (Coleoptera: Coccinellidae): are the subfamilies monophyletic? *Molecular Phylogenetics and Evolution* 54(3): 833–848. <https://doi.org/10.1016/j.ympev.2009.10.022>
- Miyatake M (1970) The East-Asian coccinellid-beetles preserved in the California Academy of Sciences, tribe Chilocorini. *Memoirs of the College of Agriculture, Ehime University* 14: 19–56.
- Moddarrès-Awal M (2012) List of agricultural pests and their natural enemies in Iran. Third ed. Ferdowsi University Press, Mashhad, Iran, 759 pp.
- Montazeri MM, Mossadegh MS (1995) The coccinellids (Coleoptera) fauna of Gorgan plain and Gonbad Kavus. *Proceedings of the 12th Iranian Plant Protection Congress (Karaj)*, 325.
- Moodi S, Mossadegh MS (1995) The coccinellids (Coleoptera) of southeast Khorasan province, Iran. *Proceedings of the 12th Iranian Plant Protection Congress (Karaj)*, 326.
- Motschulsky V (1837) Description de quelques Coléoptères recueillis dans un voyage au Caucase et dans les provinces transcaucasiennes russes en 1834 et 1835. *Nouveaux Memoirs de la Société Impériale des Naturalistes de Moscou* 5: 413–425. [pl. 16]
- Motschulsky V (1840) Insectes du Caucase et des provinces transcaucasiennes recueillis décrits (Continuation). *Bulletin de la Société Impériale des Naturalistes de Moscou* 13: 169–180. [pl. 4]
- Motschulsky V (1849) Coléoptères reçus d'un voyage de M. Handshuch dans le Midi de l'Espagne, énumérés et suivis de notes. *Bulletin de la Société Impériale des Naturalistes de Moscou* 22(3): 52–163.
- Mulsant E (1846) *Histoire Naturelle des Coléoptères de France. Sulcicolles-Sécouripalpes*. Maisson, Paris, xxiv + 26 pp + 280 pp + 1 pl.
- Mulsant E (1850) *Species des Coléoptères Trimères Sécouripalpes*. *Annales des Sciences Physiques et Naturelles, d'Agriculture et d'Industrie*, publiées par la Société nationale d'Agriculture, etc., de Lyon, Deuxième Série, 1104 pp.

- Mulsant E (1853) Supplement a la Monographie des Coleopteres Trimeres Securipalpes. *Annales de la Société Linnéenne de Lyon (Nouvelle Série) 1*: 129–333. <https://doi.org/10.5962/bhl.title.60609>
- Müller OF (1776) *Zoologiae Danicae prodromus, seu animalium Daniae et Norvegiae indigenarum characteres, nomina et synonyma imprimis popularium*. Hallageriis, Hafniae, xxxii + 282 pp. <https://doi.org/10.5962/bhl.title.13268>
- Nedvěd O, Kovář I (2012) Phylogeny and classification. In: Hodek I, Van Emden HF, Honek A (Eds) *Ecology and Behaviour of the Ladybird Beetles (Coccinellidae)*. Blackwell Publishing Ltd., Chichester, UK, 1–12. <https://doi.org/10.1002/9781118223208.ch1>
- Ponsonby DJ, Copland JW (1997) Predators. Coccinellidae and other Coleoptera. In: Ben-Dov Y, Hodgson CJ (Eds) *Soft Scale Insects-their biology, natural enemies and control*, Vol. 7B. Elsevier, Amsterdam, 29–60. [https://doi.org/10.1016/S1572-4379\(97\)80076-0](https://doi.org/10.1016/S1572-4379(97)80076-0)
- Poorani J (2002) An annotated checklist of the Coccinellidae (Coleoptera) (excluding Epilachninae) of the Indian subregion. *Oriental Insects 36*: 307–383. <https://doi.org/10.1080/00305316.2002.10417335>
- Raimundo AAC, van Harten A (2000) An annotated checklist of the Coccinellidae (Insecta: Coleoptera) of Yemen. *Fauna of Arabia 18*: 211–243.
- Raimundo AC, Fürsch H, Van Harten A (2008) Order Coleoptera, family Coccinellidae. *Arthropod fauna of the UAE 1*: 217–239.
- Redtenbacher L (1843) *Tetamen dispositionis generum et specierum Coleopterorum Pseudotrimeorum Archiducatus Austriae*. Vindobone: Disert. Inaug., 32 pp.
- Robertson J, Ślipiński A, Moulton M, Shockley FW, Giorgi A, Lord NP, McKenna DD, Tomaszewska W, Forrester J, Miller KB, Whiting MF, McHugh JV (2015) Phylogeny and classification of Cucujoidea and the recognition of a new superfamily Coccinelloidea (Coleoptera: Cucujiformia). *Systematic Entomology 40*: 745–778. <https://doi.org/10.1111/syen.12138>
- Roubal J (1926) Sieben neue Coleopteren aus der Paläarktischen Region. *Coleopterologisches Centrblatt 1*: 244–249
- Roubal J (1927) Sex nova Coleoptera palaeartica. *Boletín de la Real Sociedad Española de Historia Natural 27*: 134–136
- Sahlberg JR (1903) *Messis hiemalis Coleopterorum Corcyraeorum. Enumeratio Coleopterorum mensibus Novembri-Februario 1895–1896 et 1898–1899 nec non primo vere 1896 in insula Corcyra collectorum*. Öfversigt af Finska Vetenskaps-Societetens Förhandlingar 45(11) [1902–1903]: 1–87.
- Salehi T, Pashaei Rad SH, Mehrnejad MR, Shokri MR (2011) Ladybirds associated with pistachio trees in part of Kerman Province, Iran (Coleoptera: Coccinellidae). *Iranian Journal of Animal Biosystematics 7(2)*: 157–169.
- Sasaji H (2005) Additional revision of the tribe Chilocorini (Coleoptera: Coccinellidae) of Japan. *Elytra 33(1)*: 61–68.
- Say T (1835) Descriptions of new North American Coleopterous insects, and observations on some already described. *Boston Journal of Natural History 1*: 151–203.
- Schaufuss LW (1862) *Beschreibungen von neuen Käferarten. Sitzungsberichte und Abhandlungen der Naturwissenschaftlichen Gessellschaft Isis zu Dresden 1861*: 47–51.

- Scriba LG (1791) Beiträge zu der Insecten-Geschichte. Zweites Heft. Frankfurt: Varrentrapp and Wenner, 69–194. [pls 7–12]
- Schneider WG (1881) Einigeneue Varietäten von Coccinelliden. Zeitschrift für Entomologie (N.F.) (Breslau) 8: 10–16.
- Schrank F von Paula (1798) Fauna Boica. Durchgedachte Geschichte der in Baiern einheimischen und zahmen Thiere. Erster Band, zweyte Abtheilung. Nürnberg: Stein'sche Buchhandlung, 293–720.
- Seago AE, Giorgi JA, Li J, Ślipiński A (2011) Phylogeny, classification and evolution of ladybird beetles (Coleoptera: Coccinellidae) based on simultaneous analysis of molecular and morphological data. *Molecular Phylogenetics and Evolution* 60: 137–151. <https://doi.org/10.1016/j.ympev.2011.03.015>
- Sicard A (1929) Description de deux espèces nouvelles de coccinellides paléarctiques. *Bulletin de la Société d'Histoire Naturelle de l'Afrique du Nord* 20: 60–62.
- Stansly PA (1984) Introduction and evaluation of *Chilocorus bipustulatus* (Col.: Coccinellidae) for control of *Parlatoria blanchardi* (Hom.: Diaspididae) in date groves of Niger. *Entomophaga* 29(1): 29–39. <https://doi.org/10.1007/BF02372206>
- Stephens JF (1832) Illustrations of British entomology or, a synopsis of indigenous insects: containing their generic and specific distinctions; with an account of their metamorphoses, times of appearance, localities, food, and economy, as far as practicable. Mandibulata. Vol. 4. Baldwin & Cardock, London, 367–413.
- Szawaryn K, Bocak L, Ślipiński A, Escalona HE, Tomaszewska W (2015) Phylogeny and evolution of phytophagous ladybird beetles (Coleoptera: Coccinellidae: Epilachnini), with recognition of new genera. *Systematic Entomology* 40: 547–569. <https://doi.org/10.1111/syen.12121>
- Ślipiński A, Giorgi JA (2006) Revision of the Australian Coccinellidae (Coleoptera). Part 6. Tribe Chilocorini. *Annales Zoologici* 56: 265–304.
- Ślipiński A (2007) Australian ladybird beetles (Coleoptera: Coccinellidae) their biology and classification. ABRS, Canberra, 286 pp.
- Tavakoli M, Ansari pour A, Pirhadi A, Pirozi F (2014) Study of fauna ladybirds (Col., Coccinellidae) on pastures *Astragalus ascendens* (Fabaceae) in Lorestan province. *Journal of Entomological Research* 6: 287–297.
- Thomson GG (1859) Skandinaviens Coleoptera, Synoptiskt Bearbetade. Tom I. Berlingska Boktryckeriet, Lund, 290 pp.
- Thunberg CP (1781) *Dissertatio entomologica novae Insectorum species, sistens scujus partem primam*. J. Edman, Upsaliae, 28 pp.
- Thunberg CP (1792) *Description esinsectorumvecicorum*. *Nova Acta Regiae Societatis Scientiarum Upsaliensis* 5: 85–119.
- Tomaszewska W, Szawaryn K (2016) Epilachnini (Coleoptera: Coccinellidae). A Revision of the World Genera. *Journal of Insect Science* 16(1): 101; 1–91. <https://doi.org/10.1093/jisesa/iew082>
- Uygun N (1981) Taxonomic research on Coccinellidae (Coleoptera) fauna of Turkey. Çukurova University, Faculty of Agriculture, Publications No: 157, Adana, Turkey 48: 110.
- Ülgentürk S, Toros S (2001) Natural enemies of the oak scale insect, *Eulecanium ciliatum* (Douglas) (Hemiptera: Coccidae) in Turkey. *Entomologica* 33: 219–224.

- Wang XM, Ren SX (2010) Two New Species of *Chujochilus* (Coleoptera: Coccinellidae) from China. *Annales Zoologici* 60: 319–324. <https://doi.org/10.3161/000345410X535316>
- Weise J (1878) [New taxa]. In: Schneider O, Leder H (Eds) Beiträge zur Kenntnis der kaukasischen Käferfauna. Verhandlungen des Naturforschenden Vereins in Brunn, 16[1877]: 1–359. [3 pls]
- Weise J (1879) Bestimmungs-Tabellen der europäischen Coleopteren II. Coccinellidae. *Zeitschrift für Entomologie (N.F.)*, Breslau, 7: 88–156.
- Weise J (1885) Coccinellidae. Bestimmungs-Tabellen der europäischen Coleopteren. II. Auflage mit Berücksichtigung der Arten aus dem Nördlichen Asien. Mödling, 83 pp.
- Weise J (1895) Neue Coccinelliden, sowie bemerkungen zu bekannten Arten. *Annales de la Société Entomologique de Belgique* 39: 120–146.
- Yaghmaei F, Kharrazi Pakdel A (1995) A faunistic survey of Coccinellids in Mashhad region. *Proceedings of the 12th Iranian Plant Protection Congress*, Karaj, 307 pp.
- Yigit A (1992) *Serangium parcesetosum* Sicard (Col., Coccinellidae), new record as a citrus whitefly predatory ladybird in Turkey. *Türkiye Entomoloji Dergisi* 16: 163–167.
- Zubkov B (1833) Nouveaux coléoptères recueillis en Turcménie. *Bulletin de la Société Impériale des Naturalistes de Moscou* 6: 310–340.
- Zare Khormizi M, Ostovan H, Fallahzadeh M (2016) A contribution to the fauna of ladybird beetles (Coleoptera: Coccinellidae) from Yazd Province, Iran. *Proceedings of the 22th Iranian Plant Protection Congress*, Karaj, 448 pp.