

Original Article

Cite this article: Vilar-Ribó, L., Hatoum, A. S., Grotzinger, A. D., Mallard, T. T., 23andMe Research Team, Elson, S., Fontanillas, P., Palmer, A. A., Gustavson, D. E., & Sanchez-Roige, S. (2025). Impulsivity facets and substance use involvement: insights from genomic structural equation modeling. *Psychological Medicine*, **55**, e51, 1–12 <https://doi.org/10.1017/S0033291725000145>

Received: 07 October 2024

Revised: 20 December 2024

Accepted: 02 January 2025

Keywords:










addiction; substance use; genomic structural equation modeling; impulsivity; GWAS

Corresponding authors:

Daniel E. Gustavson and Sandra Sanchez-Roige;

Emails: daniel.gustavson@colorado.edu; sanchezroige@ucsd.edu

Impulsivity facets and substance use involvement: insights from genomic structural equation modeling

Laura Vilar-Ribó¹ , Alexander S. Hatoum² , Andrew D. Grotzinger^{3,4} , Travis T. Mallard⁵ , 23andMe Research Team⁶, Sarah Elson⁶ , Pierre Fontanillas⁶ , Abraham A. Palmer^{1,7} , Daniel E. Gustavson^{3,4}  and Sandra Sanchez-Roige^{1,7,8} 

¹Department of Psychiatry, University of California San Diego, La Jolla, CA, USA; ²Department of Psychiatry, Washington University School of Medicine, St. Louis, MO, USA; ³Institute for Behavioral Genetics, University of Colorado Boulder, Boulder, CO, USA; ⁴Department of Psychology and Neuroscience, University of Colorado Boulder, Boulder, CO, USA; ⁵Psychiatric and Neurodevelopmental Genetics Unit, Center for Genomic Medicine, Massachusetts General Hospital, Boston, MA, USA; ⁶23andMe, Inc., Sunnyvale, CA, USA; ⁷Institute for Genomic Medicine, University of California San Diego, La Jolla, CA, USA and ⁸Division of Genetic Medicine, Department of Medicine, Vanderbilt University, Nashville, TN, USA

Abstract

Background. Impulsivity is a multidimensional trait associated with substance use disorders (SUDs), but the relationship between distinct impulsivity facets and stages of substance use involvement remains unclear.

Methods. We used genomic structural equation modeling and genome-wide association studies ($N = 79,729\text{--}903,147$) to examine the latent genetic architecture of nine impulsivity traits and seven substance use (SU) and SUD traits.

Results. We found that the SU and SUD factors were strongly genetically inter-correlated ($r_G=0.77$) but their associations with impulsivity facets differed. Lack of premeditation, negative and positive urgency were equally positively genetically correlated with both the SU ($r_G=0.30\text{--}0.50$) and SUD ($r_G=0.38\text{--}0.46$) factors; sensation seeking was more strongly genetically correlated with the SU factor ($r_G=0.27$ versus $r_G=0.10$); delay discounting was more strongly genetically correlated with the SUD factor ($r_G=0.31$ versus $r_G=0.21$); and lack of perseverance was only weakly genetically correlated with the SU factor ($r_G=0.10$). After controlling for the genetic correlation between SU/SUD, we found that lack of premeditation was independently genetically associated with both the SU ($\beta=0.42$) and SUD factors ($\beta=0.21$); sensation seeking and positive urgency were independently genetically associated with the SU factor ($\beta=0.48$, $\beta=0.33$, respectively); and negative urgency and delay discounting were independently genetically associated with the SUD factor ($\beta=0.33$, $\beta=0.36$, respectively).

Conclusions. Our findings show that specific impulsivity facets confer risk for distinct stages of substance use involvement, with potential implications for SUDs prevention and treatment.

Introduction

Impulsivity, broadly defined as the tendency to act on urges or desires without forethought or consideration of potential consequences, is a heritable trait associated with numerous psychiatric disorders, including substance use disorders (SUDs) (Amlung, Vedelago, Acker, Balodis, & MacKillop, 2017; Berg, Latzman, Bliwise, & Lilienfeld, 2015; Ersche, Turton, Pradhan, Bullmore, & Robbins, 2010; Kozak et al., 2019; Lees et al., 2021; MacKillop et al., 2011; Mitchell, 2019; Vassileva & Conrod, 2019). As the concept of impulsivity has evolved, researchers have recognized that it represents a family of cognitive and behavioral tendencies influenced by partially distinct neurobiological substrates (Levitt, Sanchez-Roige, Palmer, & MacKillop, 2020; Meda et al., 2009; Miller & Gizer, 2023; Vassileva & Conrod, 2019), as opposed to a single unitary construct (Dick et al., 2010; Evenden, 1999; Griffin, Lynam, & Samuel, 2018). These different forms can manifest, for instance, through the motor (acting without thinking), non-planning (lack of forethought), choice (preference for immediate rewards), risk-taking (engaging in potentially harmful activities), or attentional (difficulty focusing) impulsivity. To thoroughly assess this multi-dimensionality, several psychological instruments have been developed, including self-reported questionnaires such as the Impulsive Behavior Scale (UPPS-P) (Cyders, Littlefield, Coffey, & Karyadi, 2014; Whiteside, Lynam, Miller, & Reynolds, 2005), the Barratt Impulsiveness scale (BIS) (Barratt, 1994), and the Monetary Choice Questionnaire (MCQ) (Kirby, Petry, & Bickel, 1999).

Impulsivity is a well-established risk factor for SUDs and is known to influence several stages of vulnerability, including initial substance use, regular use without dependence ('normative use'; Kearns, Gunn, Stevens, Berey, & Metrik, 2022; Shin, Hong, & Jeon, 2012; Wasserman, Mathias, Hill-Kaputczak, Karns-Wright, & Dougherty, 2020; Wasserman et al., 2021), as well as the progression towards compulsive and problematic use (Lee, Hoppenbrouwers, & Franken, 2019; Petker, Ferro, Van Ameringen, Murphy, & MacKillop, 2021; Poulton & Hester, 2020; Verdejo-Garcia & Albein-Urios, 2021), and treatment outcomes (Athamneh et al., 2019, 2022; Heinz, Bui, Thomas, & Blonigen, 2015; E. E. Levitt et al., 2023; Loree, Lundahl, & Ledgerwood, 2015). In addition, these epidemiological studies have suggested that specific impulsivity facets have unique relationships with these different stages of substance use vulnerability. For instance, sensation seeking is often associated with substance use initiation, whereas other facets, such as negative urgency, lack of premeditation, and delay discounting, are associated with substance use-related problems or poorer treatment outcomes (Hershberger, Um, & Cyders, 2017; Hildebrandt, Dieterich, & Endrass, 2021; Kearns et al., 2022; Kräplin et al., 2020; MacKillop et al., 2011; Petker et al., 2021; Stamates & Lau-Barraco, 2017; Stautz & Cooper, 2013; Tran, Teese, & Gill, 2018). A deeper knowledge of these differences could lead to more effective strategies for treating and preventing SUDs by targeting specific dimensions of impulsivity. However, these prior phenotypic studies often face methodological challenges, such as small sample sizes, variability in instrument measurement, and difficulty controlling for potential environmental biases, which can limit the generalizability and interpretability of the findings (Friedman & Gustavson, 2022; Sanchez-Roige & Palmer, 2020).

Genetic studies can partially overcome some of the limitations of phenotypic studies by examining the relationship between impulsivity and substance use vulnerability using independent cohorts, which partially controls for potential environmental confounds (Miller & Gizer, 2024; Sanchez-Roige et al., 2019; Sanchez-Roige et al., 2023). For more than two decades, family and twin studies have shown that the relationships between impulsivity and substance use behaviors are largely due to an underlying shared genetic liability (Kendler, Prescott, Myers, & Neale, 2003; Slutske et al., 2002; Tarter, Kirisci, Habeych, Reynolds, & Vanyukov, 2004). Recent multivariate techniques, such as genomic structural equation modeling (genomic SEM), can combine data from multiple correlated phenotypes derived from genome-wide association studies (GWAS) and model the latent genetic factor structure of impulsivity and substance use behaviors (Grotzinger et al., 2019). Using GWAS of several impulsivity traits (Sanchez-Roige et al., 2023; Sanchez-Roige, Fontanillas, et al., 2019), in a previous study we applied genomic SEM to model the genetic architecture of impulsivity facets and corroborated that impulsivity is multidimensional (Gustavson et al., 2020, 2024; Mallard et al., 2023). While most impulsivity facets were positively genetically correlated with one another, others, such as sensation seeking and delay discounting, were divergent (Gustavson et al., 2020, 2024; Mallard et al., 2023). We also used genomic SEM to model the latent structure of SUDs, and showed that the genetic architecture of normative use and SUDs are distinct (Hatoum et al., 2022, 2023; Mallard et al., 2022). Furthermore, a recent genomic SEM study identified a stronger genetic overlap between sensation seeking and alcohol consumption compared to alcohol use disorder (Miller & Gizer, 2024). However, the extent to which other impulsivity facets are differentially genetically related to aspects of substance use involvement has not been systematically explored.

Here we build upon these genomic SEM findings to model the genetic architecture of impulsivity facets and substance use behaviors. We leveraged access to well-powered GWAS summary statistics ($N = 79,729\text{--}903,147$) to examine the latent genetic relationship between nine impulsivity facets, captured by five single-item variables and one latent factor based on our prior work - these included negative and positive urgency (inability to resist temptations while experiencing positive or negative affect), lack of premeditation (tendency to act without planning or self-control), lack of perseverance (inability to persist on difficult tasks), sensation seeking (tendency to enjoy risky situations) and delay discounting (preference for smaller immediate rewards over larger delayed rewards) - and seven substance use-related measures, captured by two factors based on our prior work (Hatoum et al., 2022, 2023), - these included normative substance use (SU; based on lifetime and quantity/frequency use) and SUD. Based on prior findings, we hypothesized that specific impulsivity facets would be differentially associated with SU and SUD factors, providing a more comprehensive understanding of the etiology of substance use vulnerability.

Methods

GWAS data

Overview. We used GWAS data derived from individuals of European ancestry, predicted based on genetic similarity (National Academies of Sciences, Engineering & Medicine, 2023). Our study was limited to this group because similar impulsivity GWAS data are unavailable for other groups. Table 1 provides an overview of the GWAS datasets used.

Impulsivity. We used summary statistics from our latest impulsivity GWAS (Sanchez-Roige et al., 2023). These included five measures from the UPPS-P Impulsive Behavior Scale (Cyders, Littlefield, Coffey, & Karyadi, 2014; Whiteside, Lynam, Miller, & Reynolds, 2005) and three from the BIS scales (Barratt, 1994) in a cohort comprising up to 133,517 consented research participants from 23andMe, Inc. These data sets have been extensively described elsewhere (Sanchez-Roige et al., 2023).

Delay discounting. We used summary statistics from our latest GWAS of delay discounting (Thorpe et al., 2024), which included 134,935 consented research participants from 23andMe, Inc. Participants completed the 27-item MCQ (Kirby et al., 1999). More information about this dataset can be found in Thorpe et al. (2024).

Substance use. We used summary statistics from three normative substance use GWAS: drinks per week ($N = 666,978$; Saunders et al., 2022), smoking initiation ($N = 805,431$; Saunders et al., 2022), and lifetime cannabis use ($N = 184,765$; Pasman et al., 2018).

Substance use disorders. We used summary statistics from four SUDs GWAS: problematic alcohol use (PAU) ($N = 903,147$; Zhou et al., 2023), tobacco use disorder (TUD) ($N = 495,471$; Toikumo et al., 2024), cannabis use disorder (CUD) ($N = 886,025$; Levey et al., 2023) and opioid use disorder (OUD) ($N = 302,585$; Kember et al., 2022).

Data analysis

All analyses were conducted in R (Version 4.1.1; R Core Team, 2022). We used the genomicSEM package (Version 0.0.4; Grotzinger et al., 2019), which applies SEM methods to GWAS summary statistics. Genomic SEM leverages linkage disequilibrium score regression (LDSC) (Bulik-Sullivan et al., 2015) to generate a genetic

Table 1. Summary of GWAS datasets for impulsivity, substance use, and SUDs

Trait	Category	Cohorts	Sample size	SNP h ² (se)	Assessment tool	Class type	References
Drinks per week	SU	GSCAN	666,978	0.055 (0.002)	Average number of drinks a participant reported drinking each week	Continuous	Saunders et al., 2022
Smoking initiation	SU	GSCAN	805,431	0.088 (0.002)	Ever being a regular smoker in lifetime	Binary	Saunders et al., 2022
Lifetime cannabis use	SU	ICC + UKBB	162,082	0.068 (0.005)	Ever used cannabis during lifetime	Binary	Pasman et al., 2018
Problematic alcohol use	SUD	MVP + PGC + UKBB + FinnGen + iPSYCH + QIMR + Yale-Penn	903,147	0.058 (0.002)	ICD-9/10 codes, AUDIT-P, DSM-IV/5	Binary	Zhou et al., 2023
Tobacco use disorder	SUD	BioVU + MGB + Yale-Penn + MVP	495,471	0.076 (0.003)	ICD-9/10 codes	Binary	Toikumo et al., 2024
Cannabis use disorder	SUD	PGC + iPSYCH + deCODE + MVP + MGB	886,025	0.089 (0.005)	ICD-9/10 codes, DSM-IV/5	Binary	Levitt et al., 2023
Opioid use disorder	SUD	MVP	302,585	0.0736 (0.006)	ICD-9/10 codes	Binary	Kember et al., 2022
Lack of premeditation	Impulsivity	23andMe	132,667	0.066 (0.005)	UPPS-P	Continuous	Sanchez-Roige et al., 2023
Lack of perseverance	Impulsivity	23andMe	133,517	0.063 (0.005)	UPPS-P	Continuous	Sanchez-Roige et al., 2023
Positive urgency	Impulsivity	23andMe	132,132	0.061 (0.01)	UPPS-P	Continuous	Sanchez-Roige et al., 2023
Sensation seeking	Impulsivity	23andMe	132,395	0.097 (0.007)	UPPS-P	Continuous	Sanchez-Roige et al., 2023
Negative urgency	Impulsivity	23andMe	132,559	0.079 (0.008)	UPPS-P	Continuous	Sanchez-Roige et al., 2023
Attentional	Impulsivity	23andMe	124,739	0.07 (0.006)	BIS	Continuous	Sanchez-Roige et al., 2023
Motor	Impulsivity	23andMe	124,104	0.067 (0.005)	BIS	Continuous	Sanchez-Roige et al., 2023
Non-planning	Impulsivity	23andMe	123,509	0.093 (0.007)	BIS	Continuous	Sanchez-Roige et al., 2023
Delay discounting	Impulsivity	23andMe	134,935	0.099 (0.006)	MCQ	Continuous	Thorpe et al., 2024

Abbreviations: UPPS-P, Impulsive Behavior Scale; BIS, Barratt Impulsiveness Scale; MCQ, Monetary Choice Questionnaire.

correlation matrix between traits from GWAS summary statistics. Genomic SEM adjusts for potential sample overlap by estimating a sampling covariance matrix that indexes the precision of the estimates as well as the extent to which the sampling dependencies of the estimates are associated (Grotzinger et al., 2019).

Structural equation models are fit to the data using genomic SEM, which draws on functionality from the *lavaan* R package (Rosseel, 2012). We used standard European reference panels and parameter settings, and the diagonally weighted least squares (DWLS) estimation method. Model fit was determined based on fit indexes less sensitive to sample size, including the comparative fit index (CFI) and the standardized root mean square residual (SRMR). Good-fitting models are expected to have CFI higher than .95 (.90 for acceptable fit), SRMR smaller than .08, and smaller AIC values than competing nested models (Hu & Bentler, 1998). In addition, the root mean square error of approximation (RMSEA) was calculated manually according to Shi, Lee, and Maydeu-Olivares (2019) using the sample size of the smallest GWAS included in our study ($N = 133,517$), with RMSEA values lower than 0.05 indicating a good fit. The RMSEA of the null model was 0.048 [0.044, 0.052]. Because RMSEA is sensitive to large sample sizes, such as those used in this study, it is likely to approach zero even with large χ^2 values (Chen, Curran, Bollen, Kirby, & Paxton, 2008). Therefore, we focused on other statistics (CFI and SRMR) to evaluate model fit (Grotzinger et al., 2019). The significance of individual parameter estimates was established with 95% confidence intervals (CIs) and FDR corrected p -value.

Model-fitting approach

First, we separately fitted confirmatory factor models of impulsivity and substance use-related measures. For impulsivity, we fitted a confirmatory model using GWAS data from the UPPS-P (five traits) and the BIS (three traits) subscales and delay discounting (Table 1, Supplementary Figure 1a), based on our prior work (Gustavson et al., 2020, 2024) and informed by psychology and psychometric theories of the UPPS-P model (Carver & Johnson, 2018; Cyders, Littlefield, Coffey, & Karyadi, 2014; Whiteside, Lynam, Miller, & Reynolds, 2005). This model included the three BIS subscales and the UPPS-P lack of premeditation subscale as indices of a lack of premeditation factor (Figure 2, Supplementary Figure 1a). We also fitted a confirmatory two-factor model comprising the SU and SUD factors, using GWAS data from seven substance use-related measures, based on prior work by Hatoum et al. (2022) and Karlsson Linnér et al. (2021) (Table 1, Supplementary Figure 1b). Notably, our SU factor is composed of indices of lifetime use as well as quantity/frequency of use. Given the lack of GWAS for lifetime alcohol use, we used another well-established GWAS of normative alcohol use based on quantity/frequency measures, drinks per week. Given the high genetic correlation between drinks per week and smoking/cannabis lifetime use measures (Figure 1), we proceeded to fit these measures into a single latent factor. Additional measures of normative substance use, such as cigarettes per day, were excluded due to low correlation with other substance use measures (Saunders et al., 2022), consistent with prior work (Brick et al., 2023; Horwitz, Zorina-Lichtenwalter, Gustavson, Grotzinger, & Stallings, 2024; Linnér et al., 2021). Our SUD factor replicated the addiction-risk-factor model by Hatoum et al. (2022, 2023), replacing problematic tobacco use for TUD (Toikumo et al., 2024), which was unavailable at the time of their analyses. Finally, we constructed a final model in

which all factors (impulsivity facets, SU factor and SUD factor) were fitted simultaneously. We fitted two versions of this model: (a) a correlated factors model where we estimated the genetic correlations between all impulsivity, SU, and SUD factors, and (b) a multiple regression model, where impulsivity was regressed on SU and SUD factors, with the latent factors treated as correlated outcomes. Within the correlated factor model, to test whether impulsivity facets were differentially correlated with the SU and SUD factors, we calculated χ^2 difference tests comparing a model in which the covariances of the SU and SUD factors to the impulsivity facet were constrained to be equal. The χ^2 and degrees of freedom differences across these two models were used to compute the p -value. The multiple regression model was used to quantify whether genetic associations between impulsivity and SU were independent of genetic influences on SUD (and vice-versa). To account for multiple tests, we applied an FDR correction to all p -values.

Results

Figure 1 shows the genetic correlation matrix (r_g) among all study variables. Genetic correlations between impulsivity facets and substance use involvement traits were broadly significant and positive, ranging from $r_g = 0.11$ to $r_g = 0.80$, with a few exceptions (Supplementary Table 1). Delay discounting was negatively genetically correlated with sensation seeking, lack of perseverance, and lifetime cannabis use (r_g range = -0.1 to -0.16).

The impulsivity confirmatory model, which was based on prior work from (Gustavson et al., 2020), showed an acceptable fit ($\chi^2(17) = 441.49$, CFI = 0.938, SRMR = 0.074, RMSEA = 0.014 [0.012, 0.015]) (Supplementary Figure 1a). This model included five single-item variables (i.e. negative urgency, positive urgency, lack of perseverance, sensation seeking, and delay discounting), and one latent factor comprising the three BIS subscales and lack of premeditation. The two-factor substance use model, which captured the shared genetic variation of drinks per week, smoking initiation, and lifetime cannabis use into a SU factor, and the shared genetic variation of PAU, TUD, CUD and OUD into a SUD factor, also showed an acceptable fit ($\chi^2(10) = 135.19$, CFI = 0.978, SRMR = 0.058, RMSEA = 0.008 [0.007, 0.009]). As expected, the SU and SUD factors exhibited a strong positive genetic correlation, indicating significant shared genetic influences ($r_G = 0.77$, 95% CI = [0.73, 0.81]). Because we expected that measures related to the same substance (e.g. drinks per week and PAU) would be especially correlated with each other, we also included residual correlations between these measures in our model. The residual correlation between drinks per week and PAU was moderate ($r_G = 0.42$, 95% CI = [0.34, 0.49]), while the residual correlations between smoking initiation and TUD, and lifetime cannabis use and CUD, were relatively low ($r_G = 0.30$, 95% CI = [0.24, 0.35] and 0.10, 95% CI = [0.03, 0.18], respectively).

Our final model, displayed in Figure 2, combined the impulsivity, SU and SUD factors ($\chi^2(78) = 2884.55$, CFI = 0.924, SRMR = 0.074, RMSEA = 0.016 [0.015, 0.018]). The SU and SUD factors were most strongly genetically correlated with lack of premeditation (SU $r_G = 0.50$, 95% CI = [0.42, 0.58]; SUD $r_G = 0.46$, 95% CI = [0.4, 0.52]), and least strongly genetically correlated with lack of perseverance (SU $r_G = 0.10$, 95% CI = [0.03, 0.17]; SUD $r_G = 0.05$, 95% CI = [-0.01, 0.11], $p = n.s.$). Sensation seeking was significantly more strongly genetically correlated with the SU factor than with the SUD factor ($r_G = 0.27$, 95% CI = [0.2, 0.35] versus $r_G = 0.10$, 95%

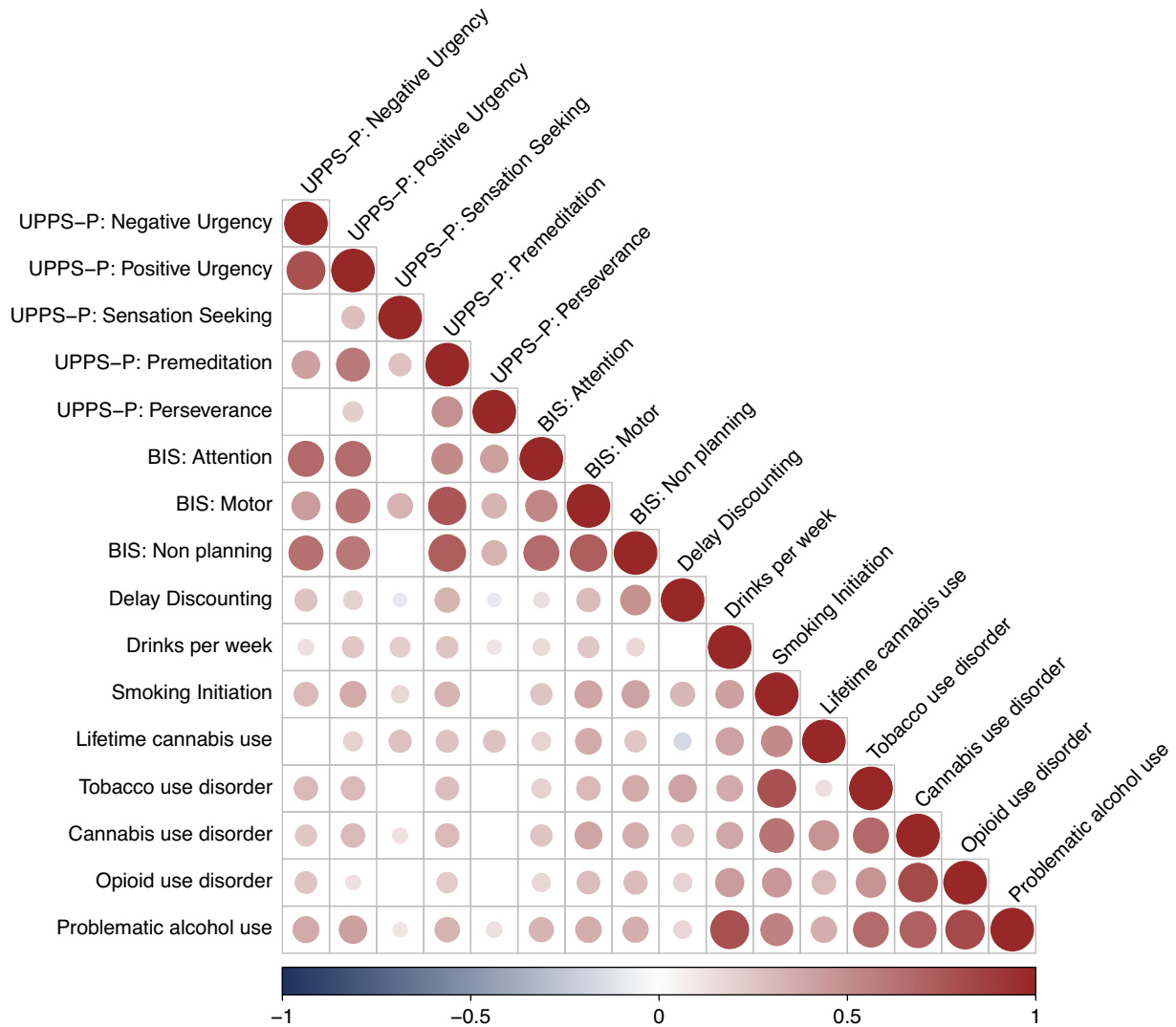


Figure 1. Genetic correlation (r_g) matrix between all study variables. The size and color of the circle indicates the strength of the correlation. Non-significant genetic correlations are left blank. r_g and 95% confidence intervals can be found in [Supplementary Table 1](#). UPPS-P = Impulsive Behavior Scale; BIS = Barratt Impulsiveness Scale.

CI = [0.04, 0.16], respectively, $\Delta\chi^2(1) = 123$, $p = 1.4e-28$). On the contrary, delay discounting was significantly more strongly genetically correlated with the SUD factor than with the SU factor ($r_G = 0.31$, 95% CI = [0.26, 0.37] versus $r_G = 0.21$, 95% CI = [0.15, 0.27], respectively, $\Delta\chi^2(1) = 28.9$, $p = 7.63e-08$). For all other impulsivity facets, genetic correlations with the SU and SUD factors were not significantly different from one another.

Given the strong genetic correlation between the SU and SUD factors, we performed a specificity analysis via a multiple regression model to test whether these factors were independently associated with impulsivity facets. This final model had the same fit as the correlated factor model (from [Figure 2](#)), and the results are described in [Figure 3](#) and [Supplementary Table 3](#). We observed distinct patterns of associations for most of the impulsivity facets with the SU and SUD factors. Controlling for SUD, the SU factor was positively genetically associated with positive urgency (beta (β) = 0.33, 95% CI = [0.15, 0.51], $p = 6.21e-04$), lack of premeditation ($\beta = 0.42$, 95% CI = [0.2, 0.65], $p = 3.58e-04$), and sensation seeking ($\beta = 0.48$, 95% CI = [0.31, 0.65], $p = 4.30e-08$). Controlling for SU, the SUD factor was positively genetically

associated with negative urgency ($\beta = 0.33$, 95% CI = [0.19, 0.46], $p = 4.74e-06$), lack of premeditation ($\beta = 0.21$, 95% CI = [0.03, 0.4], $p = 3.15e-02$) and delay discounting ($\beta = 0.36$, 95% CI = [0.24, 0.48], $p = 8.51e-09$), and negatively genetically associated with sensation seeking ($\beta = -0.27$, 95% CI = [-0.42, -0.12], $p = 7.35e-04$).

Discussion

A deeper understanding of the relationship between impulsivity facets and stages of substance use vulnerability can facilitate the development of better prevention, diagnosis, and treatment strategies for SUDs. In this study, we used GWAS data and genomic SEM techniques to model the genetic architecture of nine impulsivity facets and seven measures related to substance use and SUDs. Virtually all facets of impulsivity were genetically correlated with both the SU and SUD factors, but the magnitude of these correlations varied across different impulsivity facets. Our findings provide evidence that specific impulsivity facets confer risk for distinct stages of substance use involvement and emphasize the need to

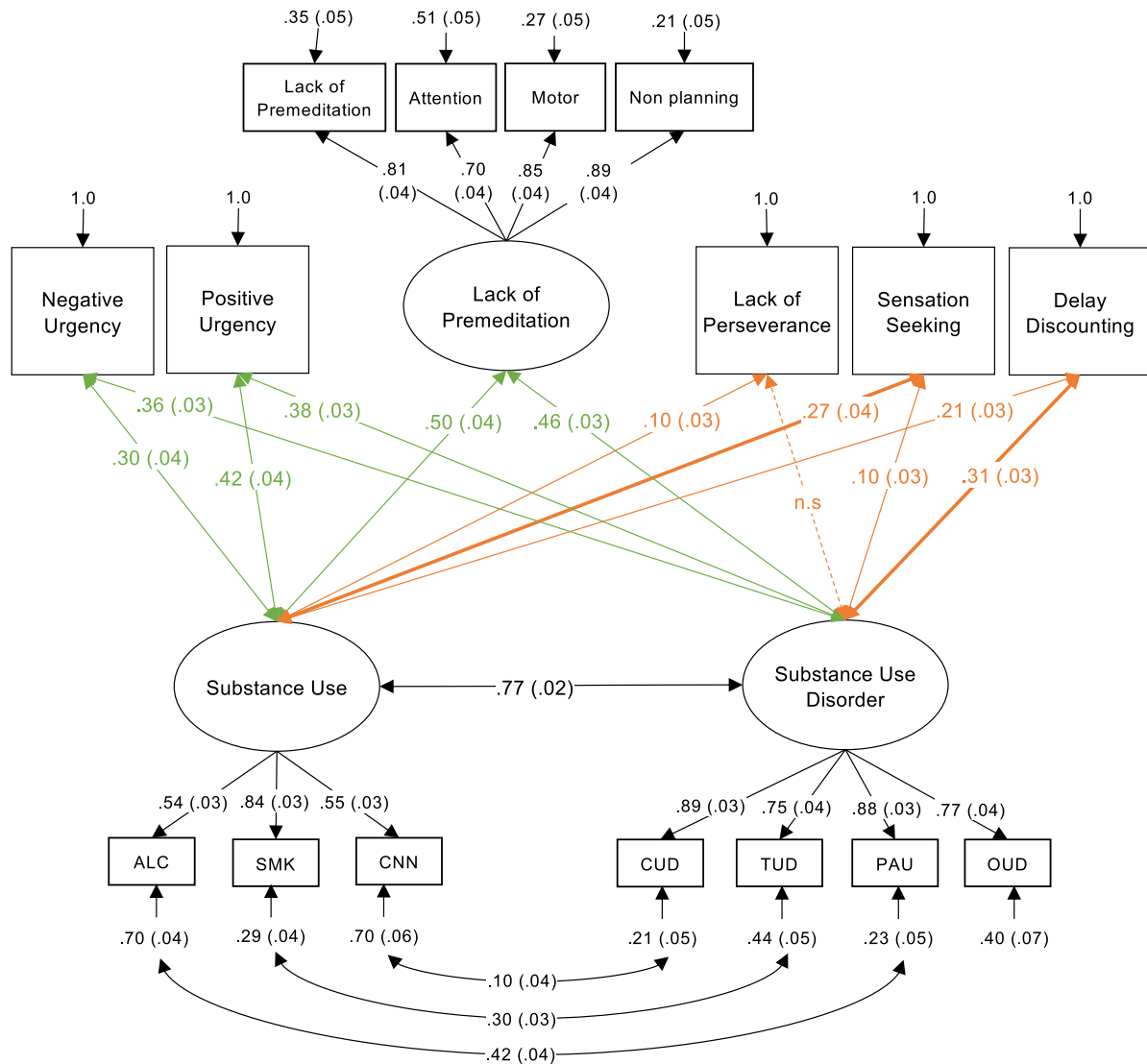


Figure 2. Path diagram for the final model of impulsivity, substance use (SU), and substance use disorder (SUD) traits. Observed indicators are represented by squares and latent factors are represented by circles. Single-headed arrows indicate factor loading, and double-headed arrows indicate correlations. Orange arrows represent genetic correlations significantly different between impulsivity and SU versus SUD, and green arrows represent genetic correlations of similar magnitude between impulsivity and SU or SUD. All values indicate standardized parameter estimates. 95% confidence intervals and *p*-values can be found in [Supplementary Table 2](#).

consider the multi-dimensional nature of impulsivity in SUD-related research.

As expected, the SU and SUD factors were strongly genetically correlated but not at unity, consistent with our prior work (Hatoum et al., 2022, 2023). This supports the idea that while normative use and SUDs are related, they have different genetic architectures, which may also contribute to differences in their relationships with other traits or behaviors (Dick, Meyers, Rose, Kaprio, & Kendler, 2011; Kranzler et al., 2019; Levey et al., 2023; Mallard et al., 2022; Mallard & Sanchez-Roige, 2021; Polimanti et al., 2020; Sanchez-Roige, Kember, & Agrawal, 2022; Sanchez-Roige, Palmer, et al., 2019). For example, some impulsivity facets were most strongly linked to aspects of normative use. In particular, sensation seeking showed a stronger genetic correlation with the SU than the SUD factor. Delay discounting, however, showed a stronger genetic correlation with the SUD than the SU factor. Meanwhile, negative and positive urgency, lack of premeditation, and lack of perseverance showed similar genetic correlations with both the SU and SUD

factors. Most of these results held in our regression model, which accounted for the genetic overlap between the SU and SUD factors. Our findings further highlight impulsivity facets as independent phenotypic and genetic constructs, in some cases only moderately correlated with each other (Gustavson et al., 2019, 2020; Sanchez-Roige et al., 2023; Thorpe et al., 2024), that capture specific biological processes relevant to normative and disordered substance use (Miller & Gizer, 2024; Mitchell, 2019; Poulton & Hester, 2020).

Sensation seeking, defined as the tendency to engage in highly stimulating behaviors, was more strongly genetically correlated with the SU factor compared to the SUD factor, which was further supported by our regression model. Indeed, among all impulsivity facets, sensation seeking exhibited the strongest genetic association with the SU factor. Our results contribute to a substantial body of evidence demonstrating that sensation seeking is primarily associated with aspects of initiation and experimental substance use (Birkley & Smith, 2011; Fischer, Smith, & Cyders, 2008; Griffin

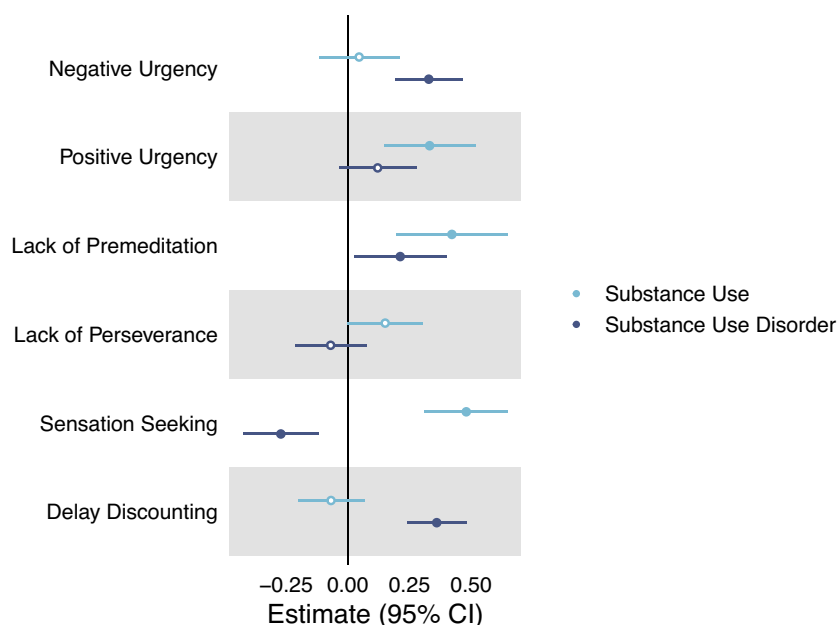


Figure 3. Standardized genetic associations between SU and SUD (controlling for one another), and the impulsivity facets. Estimates, 95% confidence intervals, and *p*-values for these regressions can be found in [Supplementary Table 3](#). Significant associations are indicated with a filled-in circle.

et al., 2018; Hildebrandt et al., 2021; Stautz & Cooper, 2013). After controlling for SU, we also observed a significant negative genetic association between sensation seeking and the SUD factor, which aligns with previous phenotypic (Courtney et al., 2012) and genetic (Miller & Gizer, 2024) studies and suggests that the influence of sensation seeking on SUDs may primarily manifest through increased normative substance use. It will be important for future studies to examine how the unique variance in sensation seeking might be protective over SUDs. For instance, it may reflect the adaptive and functional aspects of sensation seeking, which may be at times advantageous (Gullo & Dawe, 2008). This is supported by prior phenotypic studies reporting positive associations with psychological well-being and mental health status (Ravert & Donnellan, 2021) and negative associations with alcohol problems (Courtney et al., 2012).

Lack of perseverance, which reflects the cognitive difficulties in maintaining effort over an extended period, showed a unique but weak genetic correlation with the SU factor, but not with the SUD factor. Meanwhile, in the regression model, lack of perseverance showed no significant association with either factor. These results align with prior phenotypic studies (Fischer & Smith, 2008; Hildebrandt et al., 2021; Kearns et al., 2022; Magid & Colder, 2007; Stamates & Lau-Barraco, 2017) and our prior GWAS (Sanchez-Roige et al., 2023; Sanchez-Roige et al., 2019), suggesting that lack of perseverance may have a distinct genetic architecture and weaker genetic associations with substance use-related outcomes compared to other impulsivity facets (Gustavson et al., 2020, 2024).

Conversely, delay discounting showed a significantly stronger genetic correlation with the SUD factor compared to the SU factor, and as observed in the regression model, the strongest genetic association with the SUD factor among all impulsivity facets. This finding aligns with clinical- and population-based phenotypic studies, where devaluation of delayed rewards appears most relevant to problematic substance use over normative use (Courtney

et al., 2012; Fröhner et al., 2022; Kräplin et al., 2020; Murphy & Garavan, 2011; Stamates & Lau-Barraco, 2017).

Positive and negative urgency showed equal genetic correlations with the SU and SUD factors, however, this was not consistent in our regression model. While positive urgency was uniquely associated with the SU factor, negative urgency was uniquely associated with the SUD factor. This specificity aligns with theoretical models proposing that positive urgency, driven by enhanced sensitivity to rewards, may promote initial experimentation and escalation in use, whereas negative urgency, reflecting difficulties regulating responses to negative emotions, may specifically contribute to compulsive use via a process of negative reinforcement during withdrawal (Cyders & Smith, 2008; Koob & Le Moal, 2001; Koob & Volkow, 2010; Smith & Cyders, 2016). Prior epidemiological evidence on this specificity is inconsistent. Positive urgency has been previously associated with both normative (Kaiser, Bonsu, Charnigo, Milich, & Lynam, 2016; Tomko, Prisciandaro, Falls, & Magid, 2016; Zapolski, Cyders, & Smith, 2009) and problematic substance use (Coskunpinar, Dir, & Cyders, 2013; Stautz & Cooper, 2014; Tran et al., 2018), whereas negative urgency has been primarily implicated in SUDs severity and related problems (Adams, Kaiser, Lynam, Charnigo, & Milich, 2012; Coskunpinar et al., 2013; Fischer & Smith, 2008; Hildebrandt et al., 2021; Kearns et al., 2022; Magid & Colder, 2007; Murphy & Mackillop, 2012; Stamates & Lau-Barraco, 2017; Stautz & Cooper, 2013; Tomko et al., 2016; Verdejo-García & Albein-Urios, 2021), supporting our results. Despite the high genetic correlation between positive and negative urgency, our results suggest distinct genetic relationships with stages of substance use vulnerability. This finding reinforces the notion that these impulsivity facets should be considered separate constructs (Billieux et al., 2021; Carver & Johnson, 2018).

Lastly, lack of premeditation, a facet characterized by low executive control and difficulties with prospective thinking and planning, showed the strongest genetic correlation with both the SU and SUD factors. Our regression model suggests that lack of premeditation

has independent genetic contributions to both the SU, which aligns with prior phenotypic studies (Fischer & Smith, 2008; Griffin & Trull, 2021; McCabe, Louie, & King, 2015; Shin et al., 2012; Shin, Chung, & Jeon, 2019), and the SUD factor, where prior findings have been mixed (Fischer & Smith, 2008; Hershberger et al., 2017; Hildebrandt et al., 2021; Magid & Colder, 2007; McCabe et al., 2015; Shin et al., 2012).

Our findings should be interpreted in the context of the following limitations. First, GWAS were only conducted in individuals of genetically-inferred European ancestry; while we have no specific reason to believe these findings are specific to Europeans, future analyses should diversify genetic analyses as larger non-European samples become available. Additionally, all impulsivity GWAS were conducted in a cohort of 23andMe participants who were generally older and had higher socioeconomic status than the general population (Sanchez-Roige et al., 2023). These factors may introduce biases due to gene-environment correlations (Abdellaoui, Dolan, Verweij, & Nivard, 2022; Thorpe et al., 2024) and reduce the generalizability of the results. Furthermore, genomic SEM allows modeling of the genetic architecture between the traits studied, but it does not infer causality or directionality. Impulsivity facets can represent both risk factors as well as consequences of substance use (Kaiser et al., 2016; Verdejo-García, Lawrence, & Clark, 2008), as seen in longitudinal, family-based, and clinical studies where individuals with increased impulsive behaviors have a higher susceptibility to substance use and SUDs (Verdejo-García & Albein-Urios, 2021). In addition, chronic substance use can lead to brain alterations that can further exacerbate impulsivity (de Wit, 2009). However, the 23andMe cohort used in the impulsivity GWAS data reported relatively low levels of drug use, suggesting that impulsivity due to recent drug use is unlikely to be a major confounder in our study (Sanchez-Roige et al., 2023). Furthermore, the SU and SUD factors exhibited a strong genetic correlation, complicating the interpretation of the regression model due to collinearity issues. Despite this challenge, it remains crucial to distinguish between normative use and SUDs, even if the unique variance is small. This differentiation will inform more effective prevention and intervention strategies aimed at preventing normative use from progressing to a SUD. Additionally, it is noteworthy that some of our results differ from those reported in previous phenotypic studies. However, genetic studies and phenotypic observations can sometimes diverge due to factors like gene-environment interplay, sampling error, and confounding factors not accounted for in the analysis (e.g. socioeconomic status, peer influences, or availability of substances) (Sodini, Kemper, Wray, & Trzaskowski, 2018). Finally, further studies are needed to explore to what extent other related traits, such as externalizing behaviors, or cognitive measures, such as educational attainment, mediate some of the associations observed in our study.

In conclusion, our study provides novel insights into the complex genetic relationships between distinct facets of impulsivity and different stages of substance use involvement. Our findings highlight both similarities and differences in the genetic contributions of various impulsivity domains to aspects of normative substance use and SUDs. These results reinforce the importance of studying impulsivity as a multidimensional construct when examining its role in SUDs vulnerability. Future work should further explore the underlying biological mechanisms of individual facets of impulsivity, many of which are amenable to studies in non-human animals. The insights from this study can also be leveraged to inform targeted prevention and intervention

efforts tailored to individual impulsivity profiles and substance use risk.

Supplementary material. The supplementary material for this article can be found at <http://doi.org/10.1017/S0033291725000145>.

Data availability. Summary statistics for the SU and SUD GWAS were publicly available. Data from 23andMe are available upon request (see <https://research.23andme.com/dataset-access/>). The R data files containing the genomic SEM matrices and an R markdown with the analysis scripts and corresponding outputs are available at the following link https://osf.io/ba8dy/?view_only=acacd8c2eae844e88b8b4510a7d59973, which allows for replication and analyses of competing models without obtaining the source data.

Acknowledgments. We would like to thank the research participants and employees of 23andMe for making this work possible.

The following members of the 23andMe Research Team contributed to this study:

Stella Aslibekyan, Adam Auton, Elizabeth Babalola, Robert K. Bell, Jessica Bielenberg, Ninad S. Chaudhary, Zayn Cochinwala, Sayantan Das, Emily DeloRusso, Payam Dibaenia, Sarah L. Elson, Nicholas Eriksson, Chris Eijsbouts, Teresa Filshtein, Pierre Fontanillas, Davide Foletti, Will Freyman, Zach Fuller, Julie M. Granka, Chris German, Éadaoin Harney, Alejandro Hernandez, Barry Hicks, David A. Hinds, M. Reza Jabalameli, Ethan M. Jewett, Yunxuan Jiang, Sotiris Karagounis, Lucy Kaufmann, Matt Kmiecik, Katelyn Kukar, Alan Kwong, Keng-Han Lin, Yanyu Liang, Bianca A. Llamas, Aly Khan, Steven J. Micheletti, Matthew H. McIntyre, Meghan E. Moreno, Priyanka Nandakumar, Dominique T. Nguyen, Jared O'Connell, Steve Pitts, G. David Poznik, Alexandra Reynoso, Shubham Saini, Morgan Schumacher, Leah Selcer, Anjali J. Shastri, Jingchunzi Shi, Suyash Shringarpure, Keaton Stagaman, Teague Sterling, Qiaojuan Jane Su, Joyce Y. Tung, Susana A. Tat, Vinh Tran, Xin Wang, Wei Wang, Catherine H. Weldon, Amy L. Williams, and Peter Wilton.

Funding statement. L.V.R., S.S.R., A.A.P., and D.E.G. are funded through the National Institute on Drug Abuse (NIDA DP1DA054394, P30DA060810, P50DA037844 and R01DA059804). A.A.P. and S.S.R. are funded through the Tobacco-Related Disease Research Program (T32IR5226 and 28IR-0070). T.T.M. is supported by funds from the National Institute of Mental Health (NIMH; K08MH135343) and the National Institute on Alcohol Abuse and Alcoholism (NIAAA; AA030083). A.D.G. is supported by NIMH Grant (R01MH120219).

Competing interest. S.E., P.F., and 23andMe Research Team are employed by and hold stock or stock options in 23andMe, Inc. All other authors report no competing interests.

References

- Abdellaoui, A., Dolan, C. V., Verweij, K. J. H., & Nivard, M. G. (2022). Gene-environment correlations across geographic regions affect genome-wide association studies. *Nature Genetics*, *54*(9), 1345–1354. <https://doi.org/10.1038/s41588-022-01158-0>
- Adams, Z. W., Kaiser, A. J., Lynam, D. R., Charnigo, R. J., & Milich, R. (2012). Drinking motives as mediators of the impulsivity-substance use relation: Pathways for negative urgency, lack of premeditation, and sensation seeking. *Addictive Behaviors*, *37*(7), 848–855. <https://doi.org/10.1016/j.addbeh.2012.03.016>
- Amlung, M., Vedelago, L., Acker, J., Balodis, I., & MacKillop, J. (2017). Steep delay discounting and addictive behavior: A meta-analysis of continuous associations. *Addiction*, *112*(1), 51–62. <https://doi.org/10.1111/add.13535>
- Athamneh, L. N., DeHart, W. B., Pope, D., Mellis, A. M., Snider, S. E., Kaplan, B. A., & Bickel, W. K. (2019). The phenotype of recovery III: Delay discounting predicts abstinence self-efficacy among individuals in recovery from substance use disorders. *Psychology of Addictive Behaviors: Journal of the Society of Psychologists in Addictive Behaviors*, *33*(3), 310–317. <https://doi.org/10.1037/adb0000460>
- Athamneh, L. N., Freitas Lemos, R., Basso, J. C., Tomlinson, D. C., Craft, W. H., Stein, M. D., & Bickel, W. K. (2022). The phenotype of recovery II: The

- association between delay discounting, self-reported quality of life, and remission status among individuals in recovery from substance use disorders. *Experimental and Clinical Psychopharmacology*, **30**(1), 59–72. <https://doi.org/10.1037/pha0000389>
- Barratt, E. S. (1994). Impulsiveness and aggression. In *Violence and mental disorder: Developments in risk assessment* (pp. 61–79). The University of Chicago Press.
- Berg, J. M., Latzman, R. D., Bliwise, N. G., & Lilienfeld, S. O. (2015). Parsing the heterogeneity of impulsivity: A meta-analytic review of the behavioral implications of the UPPS for psychopathology. *Psychological Assessment*, **27**(4), 1129–1146. <https://doi.org/10.1037/pas0000111>
- Billieux, J., Heeren, A., Rochat, L., Maurage, P., Bayard, S., Bet, R., ... Baggio, S. (2021). Positive and negative urgency as a single coherent construct: Evidence from a large-scale network analysis in clinical and non-clinical samples. *Journal of Personality*, **89**(6), 1252–1262. <https://doi.org/10.1111/jopy.12655>
- Birkley, E. L., & Smith, G. T. (2011). Recent advances in understanding the personality underpinnings of impulsive behavior and their role in risk for addictive behaviors. *Current Drug Abuse Reviews*, **4**(4), 215–227. <https://doi.org/10.2174/1874473711104040215>
- Brick, L. A., Benca-Bachman, C. E., Johnson, E. C., Gustavson, D. E., Carper, M., & Palmer, R. H. (2023, April 5). Genetic associations among internalizing and externalizing traits with polysubstance use among young adults. *medRxiv*. 2023.04.04.23287779. <https://doi.org/10.1101/2023.04.04.23287779>
- Bulik-Sullivan, B. K., Loh, P.-R., Finucane, H. K., Ripke, S., Yang, J., Schizophrenia Working Group of the Psychiatric Genomics Consortium, ... Neale, B. M. (2015). LD Score regression distinguishes confounding from polygenicity in genome-wide association studies. *Nature Genetics*, **47**(3), 291–295. <https://doi.org/10.1038/ng.3211>
- Carver, C. S., & Johnson, S. L. (2018). Impulsive reactivity to emotion and vulnerability to psychopathology. *The American Psychologist*, **73**(9), 1067–1078. <https://doi.org/10.1037/amp0000387>
- Chen, F., Curran, P. J., Bollen, K. A., Kirby, J., & Paxton, P. (2008). An empirical evaluation of the use of fixed cutoff points in RMSEA test statistic in structural equation models. *Sociological Methods & Research*, **36**(4), 462–494. <https://doi.org/10.1177/0049124108314720>
- Coskunpinar, A., Dir, A. L., & Cyders, M. A. (2013). Multidimensionality in impulsivity and alcohol use: A meta-analysis using the UPPS model of impulsivity. *Alcoholism, Clinical and Experimental Research*, **37**(9), 1441–1450. <https://doi.org/10.1111/acer.12131>
- Courtney, K. E., Arellano, R., Barkley-Levenson, E., Gálvan, A., Poldrack, R. A., Mackillop, J., ... Ray, L. A. (2012). The relationship between measures of impulsivity and alcohol misuse: An integrative structural equation modeling approach. *Alcoholism, Clinical and Experimental Research*, **36**(6), 923–931. <https://doi.org/10.1111/j.1530-0277.2011.01635.x>
- Cyders, M. A., Littlefield, A. K., Coffey, S., & Karyadi, K. A. (2014). Examination of a short version of the UPPS-P impulsive behavior scale. *Addictive Behaviors*, **39**(9), 1372–1376. <https://doi.org/10.1016/j.addbeh.2014.02.013>
- Cyders, M. A., & Smith, G. T. (2008). Emotion-based dispositions to rash action: Positive and negative urgency. *Psychological Bulletin*, **134**(6), 807–828. <https://doi.org/10.1037/a0013341>
- de Wit, H. (2009). Impulsivity as a determinant and consequence of drug use: A review of underlying processes. *Addiction Biology*, **14**(1), 22–31. <https://doi.org/10.1111/j.1369-1600.2008.00129.x>
- Dick, D. M., Meyers, J. L., Rose, R. J., Kaprio, J., & Kendler, K. S. (2011). Measures of current alcohol consumption and problems: Two independent twin studies suggest a complex genetic architecture. *Alcoholism, Clinical and Experimental Research*, **35**(12), 2152–2161. <https://doi.org/10.1111/j.1530-0277.2011.01564.x>
- Dick, D. M., Smith, G., Olsson, P., Mitchell, S. H., Leeman, R. F., O'Malley, S. S., & Sher, K. (2010). Understanding the construct of impulsivity and its relationship to alcohol use disorders. *Addiction Biology*, **15**(2), 217–226. <https://doi.org/10.1111/j.1369-1600.2009.00190.x>
- Ersche, K. D., Turton, A. J., Pradhan, S., Bullmore, E. T., & Robbins, T. W. (2010). Drug addiction endophenotypes: Impulsive versus sensation-seeking personality traits. *Biological Psychiatry*, **68**(8), 770–773. <https://doi.org/10.1016/j.biopsych.2010.06.015>
- Evenden, J. L. (1999). Varieties of impulsivity. *Psychopharmacology*, **146**(4), 348–361. <https://doi.org/10.1007/PL00005481>
- Fischer, S., & Smith, G. T. (2008). Binge eating, problem drinking, and pathological gambling: Linking behavior to shared traits and social learning. *Personality and Individual Differences*, **44**(4), 789–800. <https://doi.org/10.1016/j.paid.2007.10.008>
- Fischer, S., Smith, G. T., & Cyders, M. A. (2008). Another look at impulsivity: A meta-analytic review comparing specific dispositions to rash action in their relationship to bulimic symptoms. *Clinical Psychology Review*, **28**(8), 1413–1425. <https://doi.org/10.1016/j.cpr.2008.09.001>
- Friedman, N. P., & Gustavson, D. E. (2022). Do rating and task measures of control abilities assess the same thing? *Current Directions in Psychological Science*, **31**(3), 262–271. <https://doi.org/10.1177/09637214221091824>
- Fröhner, J. H., Ripke, S., Jurk, S., Li, S.-C., Banaschewski, T., Bokke, A. L. W., ... IMAGEN Consortium. (2022). Associations of delay discounting and drinking trajectories from ages 14 to 22. *Alcoholism, Clinical and Experimental Research*, **46**(4), 667–681. <https://doi.org/10.1111/acer.14799>
- Griffin, S. A., Lynam, D. R., & Samuel, D. B. (2018). Dimensional conceptualizations of impulsivity. *Personality Disorders*, **9**(4), 333–345. <https://doi.org/10.1037/per0000253>
- Griffin, S. A., & Trull, T. J. (2021). Alcohol use in daily life: Examining the role of trait and state impulsivity facets. *Psychology of Addictive Behaviors: Journal of the Society of Psychologists in Addictive Behaviors*, **35**(2), 199–207. <https://doi.org/10.1037/adb0000679>
- Grotzinger, A. D., Rhemtulla, M., de Vlaming, R., Ritchie, S. J., Mallard, T. T., Hill, W. D., ... Tucker-Drob, E. M. (2019). Genomic structural equation modelling provides insights into the multivariate genetic architecture of complex traits. *Nature Human Behaviour*, **3**(5), 513–525. <https://doi.org/10.1038/s41562-019-0566-x>
- Gullo, M. J., & Dawe, S. (2008). Impulsivity and adolescent substance use: Rashly dismissed as “all-bad?” *Neuroscience and Biobehavioral Reviews*, **32**(8), 1507–1518. <https://doi.org/10.1016/j.neubiorev.2008.06.003>
- Gustavson, D. E., Franz, C. E., Kremen, W. S., Carver, C. S., Corley, R. P., Hewitt, J. K., & Friedman, N. P. (2019). Common genetic influences on impulsivity facets are related to goal management, psychopathology, and personality. *Journal of Research in Personality*, **79**, 161–175. <https://doi.org/10.1016/j.jrp.2019.03.009>
- Gustavson, D. E., Friedman, N. P., Fontanillas, P., Elson, S. L., 23andMe Research Team, Palmer, A. A., & Sanchez-Roige, S. (2020). The latent genetic structure of impulsivity and its relation to internalizing psychopathology. *Psychological Science*, **31**(8), 1025–1035. <https://doi.org/10.1177/0956797620938160>
- Gustavson, D. E., Morrison, C. L., Mallard, T. T., Jennings, M. V., Fontanillas, P., Elson, S. L., ... Sanchez-Roige, S. (2024). Executive function and impulsivity predict distinct genetic variance in internalizing problems, externalizing problems, thought disorders, and compulsive disorders: A genomic structural equation modeling study. *Clinical Psychological Science*, **12**(5), 865–881. <https://doi.org/10.1177/21677026231207845>
- Hatoum, A. S., Colbert, S. M. C., Johnson, E. C., Huggett, S. B., Deak, J. D., Pathak, G., ... Agrawal, A. (2023). Multivariate genome-wide association meta-analysis of over 1 million subjects identifies loci underlying multiple substance use disorders. *Nature: Mental Health*, **1**(3), 210–223. <https://doi.org/10.1038/s44220-023-00034-y>
- Hatoum, A. S., Johnson, E. C., Colbert, S. M. C., Polimanti, R., Zhou, H., Walters, R. K., ... Agrawal, A. (2022). The addiction risk factor: A unitary genetic vulnerability characterizes substance use disorders and their associations with common correlates. *Neuropsychopharmacology: Official Publication of the American College of Neuropsychopharmacology*, **47**(10), 1739–1745. <https://doi.org/10.1038/s41386-021-01209-w>
- Heinz, A. J., Bui, L., Thomas, K. M., & Blonigen, D. M. (2015). Distinct facets of impulsivity exhibit differential associations with substance use disorder treatment processes: A cross-sectional and prospective investigation among military veterans. *Journal of Substance Abuse Treatment*, **55**, 21–28. <https://doi.org/10.1016/j.jsat.2015.02.005>
- Hershberger, A. R., Um, M., & Cyders, M. A. (2017). The relationship between the UPPS-P impulsive personality traits and substance use psychotherapy outcomes: A meta-analysis. *Drug and Alcohol Dependence*, **178**, 408–416. <https://doi.org/10.1016/j.drugalcdep.2017.05.032>
- Hildebrandt, M. K., Dieterich, R., & Endrass, T. (2021). Disentangling substance use and related problems: Urgency predicts substance-related problems

- beyond the degree of use. *BMC Psychiatry*, **21**(1), 242. <https://doi.org/10.1186/s12888-021-03240-z>
- Horwitz, T. B., Zorina-Lichtenwalter, K., Gustavson, D. E., Grotzinger, A. D., & Stallings, M. C. (2024). Partitioning the genomic components of behavioral disinhibition and substance use (disorder) using genomic structural equation modeling. *Behavior Genetics*, **54**(5), 386–397. <https://doi.org/10.1007/s10519-024-10188-9>
- Hu, L., & Bentler, P. M. (1998). Fit indices in covariance structure modeling: Sensitivity to underparameterized model misspecification. *Psychological Methods*, **3**(4), 424–453. <https://doi.org/10.1037/1082-989X.3.4.424>
- Kaiser, A., Bonsu, J. A., Charnigo, R. J., Milich, R., & Lynam, D. R. (2016). Impulsive personality and alcohol use: Bidirectional relations over one year. *Journal of Studies on Alcohol and Drugs*, **77**(3), 473–482. <https://doi.org/10.15288/jsad.2016.77.473>
- Karlsson Linnér, R., Mallard, T. T., Barr, P. B., Sanchez-Roige, S., Madole, J. W., Driver, M. N., ... Dick, D. M. (2021). Multivariate analysis of 1.5 million people identifies genetic associations with traits related to self-regulation and addiction. *Nature Neuroscience*, **24**(10), 1367–1376. <https://doi.org/10.1038/s41593-021-00908-3>
- Kearns, N. T., Gunn, R. L., Stevens, A. K., Berey, B. L., & Metrik, J. (2022). Longitudinal associations between impulsivity and alcohol and cannabis use frequency, quantity, and problems among military veterans. *Psychology of Addictive Behaviors: Journal of the Society of Psychologists in Addictive Behaviors*, **36**(7), 762–774. <https://doi.org/10.1037/adb0000825>
- Kember, R. L., Vickers-Smith, R., Xu, H., Toikumo, S., Niarchou, M., Zhou, H., ... Kranzler, H. R. (2022). Cross-ancestry meta-analysis of opioid use disorder uncovers novel loci with predominant effects in brain regions associated with addiction. *Nature Neuroscience*, **25**(10), 1279–1287. <https://doi.org/10.1038/s41593-022-01160-z>
- Kendler, K. S., Prescott, C. A., Myers, J., & Neale, M. C. (2003). The structure of genetic and environmental risk factors for common psychiatric and substance use disorders in men and women. *Archives of General Psychiatry*, **60**(9), 929–937. <https://doi.org/10.1001/archpsyc.60.9.929>
- Kirby, K. N., Petry, N. M., & Bickel, W. K. (1999). Heroin addicts have higher discount rates for delayed rewards than non-drug-using controls. *Journal of Experimental Psychology: General*, **128**(1), 78–87. <https://doi.org/10.1037/0096-3445.128.1.78>
- Koob, G. F., & Le Moal, M. (2001). Drug addiction, dysregulation of reward, and allostasis. *Neuropsychopharmacology*, **24**(2), 97–129. [https://doi.org/10.1016/S0893-133X\(00\)00195-0](https://doi.org/10.1016/S0893-133X(00)00195-0)
- Koob, G. F., & Volkow, N. D. (2010). Neurocircuitry of addiction. *Neuropsychopharmacology*, **35**(1), 217–238. <https://doi.org/10.1038/npp.2009.110>
- Kozak, K., Lucatch, A. M., Lowe, D. J. E., Balodis, I. M., MacKillop, J., & George, T. P. (2019). The neurobiology of impulsivity and substance use disorders: Implications for treatment. *Annals of the New York Academy of Sciences*, **1451**(1), 71–91. <https://doi.org/10.1111/nyas.13977>
- Kranzler, H. R., Zhou, H., Kember, R. L., Vickers Smith, R., Justice, A. C., Damrauer, S., ... Gelernter, J. (2019). Genome-wide association study of alcohol consumption and use disorder in 274,424 individuals from multiple populations. *Nature Communications*, **10**(1), 1499. <https://doi.org/10.1038/s41467-019-09480-8>
- Kräplin, A., Höfler, M., Poese, S., Wolff, M., Krönke, K.-M., Goshcke, T., ... Smolka, M. N. (2020). Impulsive decision-making predicts the course of substance-related and addictive disorders. *Psychopharmacology*, **237**(9), 2709–2724. <https://doi.org/10.1007/s00213-020-05567-z>
- Lee, R. S. C., Hoppenbrouwers, S., & Franken, I. (2019). A systematic meta-review of impulsivity and compulsivity in addictive behaviors. *Neuropsychology Review*, **29**(1), 14–26. <https://doi.org/10.1007/s11065-019-09402-x>
- Lees, B., Garcia, A. M., Debenham, J., Kirkland, A. E., Bryant, B. E., Mewton, L., & Squeglia, L. M. (2021). Promising vulnerability markers of substance use and misuse: A review of human neurobehavioral studies. *Neuropharmacology*, **187**, 108500. <https://doi.org/10.1016/j.neuropharm.2021.108500>
- Levey, D. F., Galimberti, M., Deak, J. D., Wendt, F. R., Bhattacharya, A., Koller, D., ... Gelernter, J. (2023). Multi-ancestry genome-wide association study of cannabis use disorder yields insight into disease biology and public health implications. *Nature Genetics*, **55**(12), 2094–2103. <https://doi.org/10.1038/s41588-023-01563-z>
- Levitt, E., Sanchez-Roige, S., Palmer, A. A., & MacKillop, J. (2020). Steep discounting of future rewards as an impulsivity phenotype: A concise review. *Current Topics in Behavioral Neurosciences*, **47**, 113–138. https://doi.org/10.1007/7854_2020_128
- Levitt, E. E., Sousa, S., Costello, M. J., LaBelle, O. P., Rush, B., & MacKillop, J. (2023). The clinical relevance of impulsivity in substance use disorder treatment: Examining within-treatment changes and relationship to psychiatric symptoms and cravings in a large inpatient sample. *Journal of Studies on Alcohol and Drugs*, **84**(4), 570–578. <https://doi.org/10.15288/jsad.22-00212>
- Linnér, R. K., Mallard, T. T., Barr, P. B., Sanchez-Roige, S., Madole, J. W., Driver, M. N., ... Dick, D. M. (2021). Multivariate analysis of 1.5 million people identifies genetic associations with traits related to self-regulation and addiction. *Nature Neuroscience*, **24**(10), 1367. <https://doi.org/10.1038/s41593-021-00908-3>
- Loree, A. M., Lundahl, L. H., & Ledgerwood, D. M. (2015). Impulsivity as a predictor of treatment outcome in substance use disorders: Review and synthesis. *Drug and Alcohol Review*, **34**(2), 119–134. <https://doi.org/10.1111/dar.12132>
- MacKillop, J., Amlung, M. T., Few, L. R., Ray, L. A., Sweet, L. H., & Munafò, M. R. (2011). Delayed reward discounting and addictive behavior: A meta-analysis. *Psychopharmacology*, **216**(3), 305–321. <https://doi.org/10.1007/s00213-011-2229-0>
- Magid, V., & Colder, C. R. (2007). The UPPS impulsive behavior scale: Factor structure and associations with college drinking. *Personality and Individual Differences*, **43**(7), 1927–1937. <https://doi.org/10.1016/j.paid.2007.06.013>
- Mallard, T. T., & Sanchez-Roige, S. (2021). Dimensional phenotypes in psychiatric genetics: Lessons from genome-wide association studies of alcohol use phenotypes. *Complex Psychiatry*, **7**(3–4), 45–48. <https://doi.org/10.1159/000518863>
- Mallard, T. T., Savage, J. E., Johnson, E. C., Huang, Y., Edwards, A. C., Hottenga, J. J., ... Sanchez-Roige, S. (2022). Item-level genome-wide association study of the alcohol use disorders identification test in three population-based cohorts. *The American Journal of Psychiatry*, **179**(1), 58–70. <https://doi.org/10.1176/appi.ajp.2020.20091390>
- Mallard, T. T., Tubbs, J. D., Jennings, M., Zhang, Y., Gustavson, D. E., Grotzinger, A. D., ... Sanchez-Roige, S. (2023). The pleiotropic architecture of human impulsivity across biological scales. *medRxiv*, 2023.11.28.23299133. <https://doi.org/10.1101/2023.11.28.23299133>
- McCabe, C. J., Louie, K. A., & King, K. M. (2015). Premeditation moderates the relation between sensation seeking and risky substance use among young adults. *Psychology of Addictive Behaviors: Journal of the Society of Psychologists in Addictive Behaviors*, **29**(3), 753–765. <https://doi.org/10.1037/adb0000075>
- Meda, S. A., Stevens, M. C., Potenza, M. N., Pittman, B., Gueorguieva, R., Andrews, M. M., ... Pearson, G. D. (2009). Investigating the behavioral and self-report constructs of impulsivity domains using principal component analysis. *Behavioural Pharmacology*, **20**(5–6), 390–399. <https://doi.org/10.1097/FBP.0b013e32833113a3>
- Miller, A. P., & Gizer, I. R. (2023). Dual-systems models of the genetic architecture of impulsive personality traits: Neurogenetic evidence of distinct but related factors. *Psychological Medicine*, 1–11. <https://doi.org/10.1017/S0033291723003367>
- Miller, A. P., & Gizer, I. R. (2024). Neurogenetic and multi-omic sources of overlap among sensation seeking, alcohol consumption, and alcohol use disorder. *Addiction Biology*, **29**(2), e13365. <https://doi.org/10.1111/adb.13365>
- Mitchell, S. H. (2019). Linking delay discounting and substance use disorders: Genotypes and phenotypes. *Perspectives on Behavior Science*, **42**(3), 419–432. <https://doi.org/10.1007/s40614-019-00218-x>
- Murphy, C., & MacKillop, J. (2012). Living in the here and now: Interrelationships between impulsivity, mindfulness, and alcohol misuse. *Psychopharmacology*, **219**(2), 527–536. <https://doi.org/10.1007/s00213-011-2573-0>
- Murphy, P., & Garavan, H. (2011). Cognitive predictors of problem drinking and AUDIT scores among college students. *Drug and Alcohol Dependence*, **115**(1–2), 94–100. <https://doi.org/10.1016/j.drugalcdep.2010.10.011>
- National Academies of Sciences, Engineering & Medicine. (2023). *Using population descriptors in genetics and genomics research: A new framework for an evolving field*. The National Academies Press. <https://doi.org/10.17226/26902>

- Pasman, J. A., Verweij, K. J. H., Gerring, Z., Stringer, S., Sanchez-Roige, S., Treur, J. L., ... Vink, J. M. (2018). GWAS of lifetime cannabis use reveals new risk loci, genetic overlap with psychiatric traits, and a causal influence of schizophrenia. *Nature Neuroscience*, **21**(9), 1161–1170. <https://doi.org/10.1038/s41593-018-0206-1>
- Petker, T., Ferro, M., Van Ameringen, M., Murphy, J., & MacKillop, J. (2021). Daily, but not occasional, cannabis use is selectively associated with more impulsive delay discounting and hyperactive ADHD symptoms in binge-drinking young adults. *Psychopharmacology*, **238**(7), 1753–1763. <https://doi.org/10.1007/s00213-021-05781-3>
- Polimanti, R., Walters, R. K., Johnson, E. C., McClintick, J. N., Adkins, A. E., Adkins, D. E., ... Gelernter, J. (2020). Leveraging genome-wide data to investigate differences between opioid use vs. opioid dependence in 41,176 individuals from the Psychiatric Genomics Consortium. *Molecular Psychiatry*, **25**(8), 1673–1687. <https://doi.org/10.1038/s41380-020-0677-9>
- Poulton, A., & Hester, R. (2020). Transition to substance use disorders: Impulsivity for reward and learning from reward. *Social Cognitive and Affective Neuroscience*, **15**(10), 1182–1191. <https://doi.org/10.1093/scan/nsz077>
- R Core Team. (2022). R: A language and environment for statistical computing. In R Foundation for Statistical Computing. <https://www.R-project.org/>
- Ravert, R. D., & Donnellan, M. B. (2021). Impulsivity and sensation seeking: Differing associations with psychological well-being. *Applied Research in Quality of Life*, **16**(4), 1503–1515. <https://doi.org/10.1007/s11482-020-09829-y>
- Rosseel, Y. (2012). lavaan: An R package for structural equation modeling. *Journal of Statistical Software*, **48**, 1–36. <https://doi.org/10.18637/jss.v048.i02>
- Sanchez-Roige, S., Fontanillas, P., Elson, S. L., Gray, J. C., de Wit, H., MacKillop, J., & Palmer, A. A. (2019). Genome-Wide Association Studies of Impulsive Personality Traits (BIS-11 and UPPS-P) and drug experimentation in up to 22,861 adult research participants identify loci in the CACNA1I and CADM2 genes. *The Journal of Neuroscience: The Official Journal of the Society for Neuroscience*, **39**(13), 2562–2572. <https://doi.org/10.1523/JNEUROSCI.2662-18.2019>
- Sanchez-Roige, S., Jennings, M. V., Thorpe, H. H. A., Mallari, J. E., van der Werf, L. C., Bianchi, S. B., ... Palmer, A. A. (2023). CADM2 is implicated in impulsive personality and numerous other traits by genome- and phenome-wide association studies in humans and mice. *Translational Psychiatry*, **13**(1), 167. <https://doi.org/10.1038/s41398-023-02453-y>
- Sanchez-Roige, S., Kember, R. L., & Agrawal, A. (2022). Substance use and common contributors to morbidity: A genetics perspective. *EBioMedicine*, **83**, 104212. <https://doi.org/10.1016/j.ebiom.2022.104212>
- Sanchez-Roige, S., & Palmer, A. A. (2020). Emerging phenotyping strategies will advance our understanding of psychiatric genetics. *Nature Neuroscience*, **23**(4), 475–480. <https://doi.org/10.1038/s41593-020-0609-7>
- Sanchez-Roige, S., Palmer, A. A., Fontanillas, P., Elson, S. L., 23andMe Research Team, the Substance Use Disorder Working Group of the Psychiatric Genomics Consortium, Adams, M. J., ... Clarke, T.-K. (2019). Genome-wide association study meta-analysis of the alcohol use disorders identification test (AUDIT) in two population-based cohorts. *The American Journal of Psychiatry*, **176**(2), 107–118. <https://doi.org/10.1176/appi.ajp.2018.18040369>
- Saunders, G. R. B., Wang, X., Chen, F., Jang, S.-K., Liu, M., Wang, C., ... Vrieze, S. (2022). Genetic diversity fuels gene discovery for tobacco and alcohol use. *Nature*, **612**(7941), 720–724. <https://doi.org/10.1038/s41586-022-05477-4>
- Shi, D., Lee, T., & Maydeu-Olivares, A. (2019). Understanding the model size effect on SEM Fit indices. *Educational and Psychological Measurement*, **79**(2), 310–334. <https://doi.org/10.1177/0013164418783530>
- Shin, S. H., Chung, Y., & Jeon, S.-M. (2013). Impulsivity and substance use in young adulthood. *The American Journal on Addictions*, **22**(1), 39–45. <https://doi.org/10.1111/j.1521-0391.2013.00324.x>
- Shin, S. H., Hong, H. G., & Jeon, S.-M. (2012). Personality and alcohol use: The role of impulsivity. *Addictive Behaviors*, **37**(1), 102–107. <https://doi.org/10.1016/j.addbeh.2011.09.006>
- Slutske, W. S., Heath, A. C., Madden, P. A. F., Bucholz, K. K., Statham, D. J., & Martin, N. G. (2002). Personality and the genetic risk for alcohol dependence. *Journal of Abnormal Psychology*, **111**(1), 124–133.
- Smith, G. T., & Cyders, M. A. (2016). Integrating affect and impulsivity: The role of positive and negative urgency in substance use risk. *Drug and Alcohol Dependence*, **163**(Suppl 1), S3–S12. <https://doi.org/10.1016/j.drugalcdep.2015.08.038>
- Sodini, S. M., Kemper, K. E., Wray, N. R., & Trzaskowski, M. (2018). Comparison of genotypic and phenotypic correlations: Cheverud's conjecture in humans. *Genetics*, **209**(3), 941–948. <https://doi.org/10.1534/genetics.117.300630>
- Stamates, A. L., & Lau-Barraco, C. (2017). The dimensionality of impulsivity: Perspectives and implications for emerging adult drinking. *Experimental and Clinical Psychopharmacology*, **25**(6), 521–533. <https://doi.org/10.1037/pha0000153>
- Stautz, K., & Cooper, A. (2013). Impulsivity-related personality traits and adolescent alcohol use: A meta-analytic review. *Clinical Psychology Review*, **33**(4), 574–592. <https://doi.org/10.1016/j.cpr.2013.03.003>
- Stautz, K., & Cooper, A. (2014). Urgency traits and problematic substance use in adolescence: Direct effects and moderation of perceived peer use. *Psychology of Addictive Behaviors: Journal of the Society of Psychologists in Addictive Behaviors*, **28**(2), 487–497. <https://doi.org/10.1037/a0034346>
- Tarter, R. E., Kirisci, L., Habeych, M., Reynolds, M., & Vanyukov, M. (2004). Neurobehavior disinhibition in childhood predisposes boys to substance use disorder by young adulthood: Direct and mediated etiologic pathways. *Drug and Alcohol Dependence*, **73**(2), 121–132. <https://doi.org/10.1016/j.drugalcdep.2003.07.004>
- Thorpe, H. H. A., Cupertino, R. B., Pakala, S. R., Fontanillas, P., Jennings, M. V., Yang, J., ... Sanchez-Roige, S. (2024). Genome-wide association study of delay discounting in 134,935 individuals identifies novel loci and transdiagnostic associations across mental and physical health. *medRxiv*. 2024.09.27.24314244. <https://doi.org/10.1101/2024.09.27.24314244>
- Thorpe, H. H. A., Fontanillas, P., Pham, B. K., Meredith, J. J., Jennings, M. V., Courchesne-Krak, N. S., ... Sanchez-Roige, S. (2024). Genome-wide association studies of coffee intake in UK/US participants of European ancestry uncover cohort-specific genetic associations. *Neuropsychopharmacology: Official Publication of the American College of Neuropsychopharmacology*. <https://doi.org/10.1038/s41386-024-01870-x>
- Toikumo, S., Jennings, M. V., Pham, B. K., Lee, H., Mallard, T. T., Bianchi, S. B., ... Sanchez-Roige, S. (2024). Multi-ancestry meta-analysis of tobacco use disorder identifies 461 potential risk genes and reveals associations with multiple health outcomes. *Nature Human Behaviour*. <https://doi.org/10.1038/s41562-024-01851-6>
- Tomko, R. L., Prisciandaro, J. J., Falls, S. K., & Magid, V. (2016). The structure of the UPPS-R-Child impulsivity scale and its relations with substance use outcomes among treatment-seeking adolescents. *Drug and Alcohol Dependence*, **161**, 276–283. <https://doi.org/10.1016/j.drugalcdep.2016.02.010>
- Tran, J., Teese, R., & Gill, P. R. (2018). UPPS-P facets of impulsivity and alcohol use patterns in college and noncollege emerging adults. *The American Journal of Drug and Alcohol Abuse*, **44**(6), 695–704. <https://doi.org/10.1080/00952990.2018.1503280>
- Vassileva, J., & Conrod, P. J. (2019). Impulsivities and addictions: A multidimensional integrative framework informing assessment and interventions for substance use disorders. *Philosophical Transactions of the Royal Society of London. Series B, Biological Sciences*, **374**(1766), 20180137. <https://doi.org/10.1098/rstb.2018.0137>
- Verdejo-Garcia, A., & Albein-Urios, N. (2021). Impulsivity traits and neurocognitive mechanisms conferring vulnerability to substance use disorders. *Neuropharmacology*, **183**, 108402. <https://doi.org/10.1016/j.neuropharm.2020.108402>
- Verdejo-Garcia, A., Lawrence, A. J., & Clark, L. (2008). Impulsivity as a vulnerability marker for substance-use disorders: Review of findings from high-risk research, problem gamblers and genetic association studies. *Neuroscience and Biobehavioral Reviews*, **32**(4), 777–810. <https://doi.org/10.1016/j.neubiorev.2007.11.003>
- Wasserman, A. M., Mathias, C. W., Hill-Kapturczak, N., Karns-Wright, T. E., & Dougherty, D. M. (2020). The development of impulsivity and sensation seeking: Associations with substance use among at-risk adolescents. *Journal*

- of *Research on Adolescence: The Official Journal of the Society for Research on Adolescence*, **30**(4), 1051–1066. <https://doi.org/10.1111/jora.12579>
- Wasserman, A. M., Shaw-Meadow, K. J., Moon, T. J., Karns-Wright, T. E., Mathias, C. W., Hill-Kapturczak, N., & Dougherty, D. M. (2021). The externalizing and internalizing pathways to marijuana use initiation: Examining the synergistic effects of impulsiveness and sensation seeking. *Developmental Psychology*, **57**(12), 2250–2264. <https://doi.org/10.1037/dev0001267>
- Whiteside, S. P., Lynam, D. R., Miller, J. D., & Reynolds, S. K. (2005). Validation of the UPPS impulsive behaviour scale: A four-factor model of impulsivity. *European Journal of Personality*, **19**(7), 559–574. <https://doi.org/10.1002/per.556>
- Zapolski, T. C. B., Cyders, M. A., & Smith, G. T. (2009). Positive urgency predicts illegal drug use and risky sexual behavior. *Psychology of Addictive Behaviors: Journal of the Society of Psychologists in Addictive Behaviors*, **23**(2), 348–354. <https://doi.org/10.1037/a0014684>
- Zhou, H., Kember, R. L., Deak, J. D., Xu, H., Toikumo, S., Yuan, K., ... Gelernter, J. (2023). Multi-ancestry study of the genetics of problematic alcohol use in over 1 million individuals. *Nature Medicine*, **29**(12), 3184–3192. <https://doi.org/10.1038/s41591-023-02653-5>