

# Crystal toxins and the volunteer's dilemma in bacteria

Matishalin Patel<sup>1</sup>  | Ben Raymond<sup>2</sup>  | Michael B. Bonsall<sup>1</sup>  | Stuart A. West<sup>1</sup> 

<sup>1</sup>Department of Zoology, University of Oxford, Oxford, UK

<sup>2</sup>College of Life and Environmental Science, University of Exeter, Penryn, Cornwall, UK

## Correspondence

Matishalin Patel, Department of Zoology, University of Oxford, Oxford, UK.  
Email: matishalin.patel@sjc.ox.ac.uk

## Funding information

Biotechnology and Biological Sciences Research Council, Grant/Award Number: BB/M011224/1

## Abstract

The growth and virulence of the bacteria *Bacillus thuringiensis* depend on the production of Cry toxins, which are used to perforate the gut of its host. Successful invasion of the host relies on producing a threshold amount of toxin, after which there is no benefit from producing more toxin. Consequently, the production of Cry toxin appears to be a different type of social problem compared with the public goods scenarios that bacteria usually encounter. We show that selection for toxin production is a volunteer's dilemma. We make specific predictions that (a) selection for toxin production depends upon an interplay between the number of bacterial cells that each host ingests and the genetic relatedness between those cells; (b) cheats that do not produce toxin gain an advantage when at low frequencies, and at high bacterial density, allowing them to be maintained in a population alongside toxin-producing cells. More generally, our results emphasize the diversity of the social games that bacteria play.

## KEYWORDS

cooperation, evolution, game theory, kin selection, social evolution, virulence

## 1 | INTRODUCTION

The growth and virulence of many bacteria depend upon successfully cooperating in public goods games with other bacteria. Bacteria produce and secrete a range of molecules, which provide a benefit to the local group of cells, and so act as public goods. For example, iron scavenging siderophores or protein-digesting proteases (West, Diggel, Buckling, Gardner and Griffin, 2007). Individual cells pay the metabolic cost of producing these molecules, but their benefits are then shared as public goods with the local population of cells. Consequently, producing cells could potentially be out-competed by nonproducing cheats, who gain the benefits, without paying the costs. There is a large theoretical and empirical literature examining how various factors such as interactions between genetically identical cells (kin selection) can stabilize the production of public goods in bacteria (Brown & Johnstone, 2001; West & Buckling, 2003; Griffin, West, & Buckling, 2004; Diggel, Griffin, Campbell, & West, 2007; Frank, 2010a, 2010b).

In contrast, the growth and virulence of the bacteria *Bacillus thuringiensis* appear to depend upon a different type of social game (Raymond, West, Griffin, & Bonsall, 2012). The life cycle of these bacteria depends upon two steps in the host. First, after an insect host ingests a number of spores, the bacterial cells use a costly crystal (Cry) toxin to perforate the host gut and invade the host (Höfte & Whiteley, 1989; Ibrahim, Griko, Junker, & Bulla, 2010; Raymond et al., 2012). The toxin is a large protein, up to 147 kilodaltons, that may form up to 35% of a bacteria's dry mass (Loferer-Krößbacher, Klima, & Psenner, 1998). Second, the bacteria multiply within the host and invest in Cry toxin production, causing host death and the release of bacterial spores (Raymond, Wyres, Sheppard, Ellis, & Bonsall, 2010). In contrast to a public goods scenario, the benefit of producing Cry toxin is relatively all or nothing—you either produce enough to invade the host or you do not. As producing a certain amount of total toxin is key, the strategy that will be favoured by evolution could also depend upon the number of spores that are inside a host (Archetti, 2009; Cornforth, Matthews, Brown, & Raymond, 2015; Raymond & Bonsall, 2013).

This is an open access article under the terms of the Creative Commons Attribution License, which permits use, distribution and reproduction in any medium, provided the original work is properly cited.

© 2019 The Authors. Journal of Evolutionary Biology published by John Wiley & Sons Ltd on behalf of European Society for Evolutionary Biology.

We examine the evolutionary stability and dynamics of Cry toxin production using two different modelling approaches. First, we use a game theoretic approach to examine under what conditions the production of Cry toxin is favoured (Taylor & Frank, 1996). This approach assumes only small variations in toxin production (weak selection) and looks for a single equilibrium. In contrast, in nature, there is large variation in toxin production, between cells that produce (cooperators) or do not produce (cheats) Cry toxin (Raymond et al., 2010, 2012). Deng et al. (2015) find that cheaters produce on average 30% more spores than cooperators. Furthermore, factors such as population density and cooperator frequency can fluctuate over short timescales (Gokhale & Hauert, 2016; Raymond et al., 2012; Schoener, 2011), and studies of the density of spores in the wild have shown that group sizes are very low suggesting that stochastic effects could be important (Collier, Elliot, & Ellis, 2005; Maduell, Callejas, Cabrera, Armengol, & Orduz, 2002; Raymond et al., 2010). Therefore, our second approach is to model the dynamics of a system that contains both cooperators and cheats, to examine how these dynamics are influenced by bacterial density, and the frequency of cooperators.

## 2 | MODEL I: EQUILIBRIUM MODEL

We use a game theoretic approach to express the fitness of a bacterial cell as a function of the probability it infects a host,  $\beta(z)$ ; and the number of spores it generates,  $f(y)$  – where  $z$  is the group average strategy and  $y$  is the individual cells strategy. We assume an infinitely sized population of bacteria distributed into finitely sized patches of  $n$  bacteria. There are nonoverlapping generations, and the bacterial spores disperse randomly to other patches.

We assume that the probability that a bacteria in a group of  $n$  cells successfully infects a host,  $\beta$ , is a function of their average investment,  $z$ . We model this probability using a sigmoidal curve as a continuously differentiable approximation of a step function:

$$\beta(z) = \frac{1}{1 + e^{-(nz-k)}}, \tag{1}$$

where the group production of toxin  $nz$  is compared to  $k$ , which is the threshold at which the chance of infection would be 0.5 (Cornforth, Sumpter, Brown, & Brännström, 2012). When the total toxin production is low ( $nz \ll k$ ), then the chance of infection is close to 0, as toxin production increases  $0 \leq nz \leq k$ , then the function is accelerating, and then, past the threshold ( $k < nz$ ), the function is decelerating and asymptotes to 1.

We assume there is a linear trade-off between the energy a bacteria puts into producing toxin,  $y$ , and the energy available for growth,  $f$  – as both require the generation of protein:

$$f(y) = 1 - ay, \tag{2}$$

where  $a$  is the cost per unit of toxin and the baseline fecundity is 1. The fitness function of a focal bacterium will be the product of the probability it invades a host and the growth of the bacterium once it has successfully invaded ( $\beta(z) \cdot f(y)$ ):

$$\omega(y, z) = \frac{1 - ay}{1 + e^{-(nz-k)}} \tag{3}$$

Equation (3) illustrates that producing the Cry toxin has a cost to the individual by reducing its growth,  $f(y)$ . However, it is beneficial to the group, including our focal individual, as it increases the chance of successful invasion,  $\beta(z)$ . The production of Cry toxin is either mutually beneficial or altruistic depending on parameter values (Rousset, 2004; West, Griffin and Gardner, 2007). This is a similar but altered formulation to Archetti and Scheuring (2011) as we use a multiplicative rather than additive cost. Having a multiplicative cost retains meaningful dimensions for the fitness by multiplying a probability by a relative fecundity, which allows an interpretation for fitness ( $\omega$ ) as the actual fecundity expected by an individual.

We seek an evolutionarily stable strategy (ESS), which is the individual strategy at fixation which cannot be invaded by some rare alternative strategy. Following Taylor and Frank (1996), we construct an expression for the change in inclusive fitness,  $\Delta\omega_{IF}$ , and solve for a monomorphic population that is at equilibrium:

$$\Delta\omega_{IF} \Big|_{y=z=z^*} = 0$$

$$z^* = \frac{1}{a} - \frac{1}{r(n-1)+1} - \frac{W(a, k, n, r)}{n}, \tag{4}$$

where  $W$  is a Lambert-W function which is strictly positive (see B) and  $r$  is the relatedness between the different bacterial cells infecting the host. We define  $r$  as the probability that two individuals share the same gene at a locus relative to the population average (Grafen, 1985). This measure is obtained by replacing the regression of the recipients' phenotype on the focal individuals' genotype ( $R$  in Taylor and Frank (1996)) with  $R = \frac{1}{n} + \frac{n-1}{n}r$ . Where  $1/n$  is the chance the other individual is oneself and  $n-1/n$  is the chance of a social partner with other's only relatedness  $r$  to the focal individual (Pepper, 2000).

The equilibrium at  $z^*$  is a maximum however it may be unreachable. To test whether a population under weak selection would converge to equilibrium (convergence stability), we examined whether the second-order terms at the equilibrium were negative (Otto & Day, 2011). We found that:

$$\Delta\omega'_{IF} \Big|_{y=x=z^*} < 0$$

if:  $a > 0, 0 \leq r \leq 1, n \geq 1, \text{ and } W \geq 0.$  \tag{5}

So the equilibrium at  $z^*$  is a candidate ESS. To determine uninvadability, we implement an extension to the Taylor and Frank (1996) approach, by interpreting the second derivative of the fitness equation in terms of inclusive fitness effects, therefore establishing a condition for the candidate equilibrium to be a local maximum (Cooper & West, 2018). In Appendix A, we show that  $z^*$  is an uninvadable strategy as well as being convergently stable.

### 2.1 | The effect of relatedness

We found that increasing relatedness ( $r$ ) increases individual toxin production. Examining the derivative of the equilibrium toxin production ( $z^*$ ) with respect to relatedness ( $r$ ), we found that:

$$\frac{\partial z^*}{\partial r} \geq 0 \quad \forall r; r \in [0, 1]. \tag{6}$$

So as relatedness ( $r$ ) within the group increases, the ESS of toxin also increases ( $z^*$ ) (Appendix C). Increasing relatedness increases the indirect benefit from toxin production as the group chance of invasion,  $\beta(z)$ , has a greater chance of being shared with kin. However, even when relatedness is low ( $r = 0$ ), toxin production is favoured as it is essential to reproductive success (Figure 1).

## 2.2 | The effect of group size

As groups increase in size, individual toxin production initially peaks and then declines—when relatedness is nonzero (Figure 1a). This is due to the efficiency gained when close to the accelerating section of the sigmoidal  $\beta(z)$  function (near the threshold). As the benefits ( $\beta(z)$ ) are accelerating, small increases in toxin production lead to large increases in infection chance. Past the peak toxin production, the greater number of individuals in the patch allows for individual bacteria to reduce their investment but the group remains at a high chance of successfully invading (see Appendix D).

## 2.3 | The effect of the threshold

The derivative of toxin production,  $z^*$ , with respect to the threshold is always positive or zero:

$$\frac{\partial z^*}{\partial k} = \frac{W\left(\frac{ne^n\left(\frac{1}{a} - \frac{1}{r(n-1)+1}\right)^{-k}}{(n-1)r+1}\right)}{n\left(W\left(\frac{ne^n\left(\frac{1}{a} - \frac{1}{r(n-1)+1}\right)^{-k}}{(n-1)r+1}\right) + 1\right)}$$

$$\frac{\partial z^*}{\partial k} > 0 \quad \text{if: } a > 0, k \geq 0, n \geq 1, 0 \leq r \leq 1. \quad (7)$$

Therefore, if more toxin is required to invade the host (higher  $k$ ), individuals will be selected to increase their toxin production ( $z^*$ ).

## 2.4 | Cry toxin as a Volunteer's Dilemma

Our model illustrates that the production of crystal toxin by the bacteria is a volunteer's dilemma. Volunteer's dilemmas are a class

of social games where the benefit is gained after a threshold investment in the good is reached and the benefit is fixed for each member regardless of group size or personal investment (Archetti, 2009, 2018). The perforation caused by Cry toxin can be used by any organisms in the gut, and it is a public good. The Cry toxin only perforates the gut after a certain concentration, the good acts after a threshold (Equation 1). And, the benefit to the bacteria is access to the tissue of the host which is a binary outcome, either the bacteria have access or not, there is no additional benefit for exceeding the threshold of Cry toxin in the gut (Höfte & Whiteley, 1989; Ibrahim et al., 2010; Raymond et al., 2012). These qualities of the Cry toxin system make its production a volunteer's dilemma.

## 3 | MODEL II: COOPERATOR-CHEAT DYNAMICS

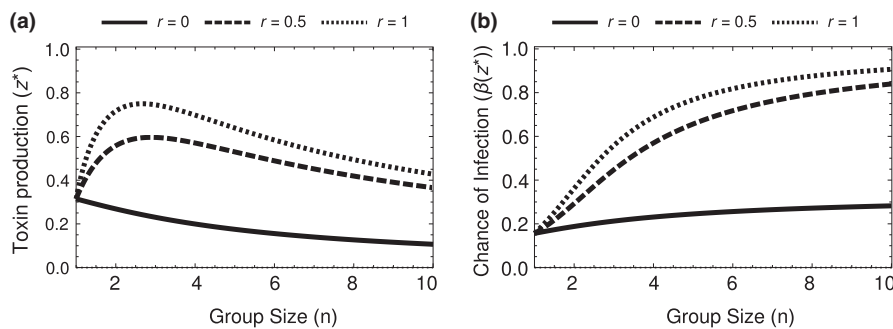
In nature, the density and fraction of spores, that either do (cooperators) or do not (cheats) produce Cry toxins, can be very variable over short temporal and spatial scales (Collier et al., 2005; Maduell et al., 2002; Raymond & Bonsall, 2013). We capture this ecological variation with a model which allows us to compare individuals that produce toxin at a fixed level (cooperator) against individuals which do not produce any toxin (cheats). We compare the relative fitness between these two types to determine under varying ecological parameters.

We assume a population of bacteria whose spores freely mix and are taken up at random by a host. We assume that the host ingests  $P$  bacterial spores. In the environment, a proportion ( $c$ ) of bacteria are cooperators and  $(1-c)$  are cheats. For a focal individual in a group of  $P-1$  social partners, there are  $i$  cooperators which are distributed:

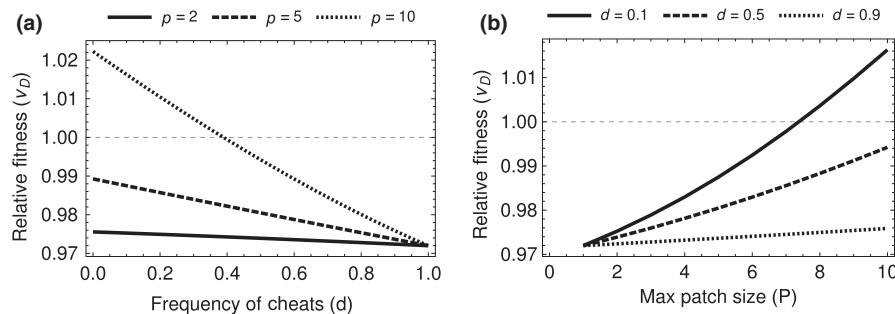
$$Pr(i) \sim \text{Binomial}(P-1, c) = \sum_{i=0}^{P-1} \binom{P-1}{i} c^i (1-c)^{P-1-i}. \quad (8)$$

From Equation 3 given  $i$  cooperators in a group the payoff,  $\pi$ , for the focal bacteria producing  $y$  toxin will be as follows:

$$\pi_i(y, z) = \frac{1-ay}{1+e^{-(iz+y-k)}}. \quad (9)$$



**FIGURE 1** The equilibrium toxin production depends on group size ( $n$ ) and relatedness ( $r$ ). (a) When  $r > 0$ , as we increase group size, toxin production initially increases and then decreases. (b) The total amount of toxin produced by the group,  $nz^*$ , increases with group size; therefore, the chance of infecting the host is always higher in larger groups. These graphs assume  $k = 2$  and  $a = \frac{2}{3}$  (Appendix D)



**FIGURE 2** (a) The relative fitness of cheats is negatively frequency-dependent as cheats become more common they are more often aggregated together and so suffer in relative fitness to cooperators. (b) As group size increases, there is a positive density-dependent effect on cheat fitness, the larger the group the more chance that sufficient toxin is produced by the group. Using parameters:  $k = 2$ ,  $a = 2/3$  and  $z = 0.17$

Therefore, the overall fitness of a focal bacteria producing  $y$  toxin in a population of cooperators producing  $z$  toxin will be as follows:

$$\omega(y, z) = \sum_{i=0}^{P-1} \binom{P-1}{i} c^i (1-c)^{P-1-i} \frac{1-ay}{1+e^{-(iz+y-k)}}. \quad (10)$$

This allows us to express the fitness of a cooperator in the population as  $\omega(z, z)$  and that of a cheat as  $\omega(0, z)$ . The relative fitness of cheats to cooperators in the population is as follows:

$$v_D = \frac{\omega(0, z)}{\omega(z, z)} \quad (11)$$

This model assumes a large trait difference between cooperators and cheaters (strong selection).

### 3.1 | Frequency dependence

As the proportion of cheats increases, we find that the relative fitness of cheats decreases (Figure 2a). As cheats become more common, groups become dominated by cheats and the chance that a group produces enough toxin decreases. Why do we find frequency dependence when, in the simplest possible case, a public goods dilemma leads to selection being frequency-independent (Ross-Gillespie, Gardner, West, & Griffin, 2007)?

The result of frequency independence requires either (a) that the effect on public good production is linear or (b) that the trait is under weak selection. Either of these two assumptions make a linear approximation, using a first-order Taylor expansion, valid. And, such expansions are frequency-independent (Lehmann & Rousset, 2014; Rousset, 2004). This argument is similar to the justification for frequency-independent selection of a trait that the selection gradient,  $s(z) = \partial\omega/\partial y + r\partial\omega/\partial z$ , is constant with respect to allele frequency (Gore, Youk, & van Oudenaarden, 2009; Hamilton, 1964; Lehmann & Rousset, 2014).

However, in our model, we find that the relative fitness of a cheat is frequency-dependent. This is because we relax both of the assumptions made by Ross-Gillespie et al. (2007). We have a nonlinear synergistic effect between cooperators which means that each cooperator or defector does not have a linear effect on the fitness of the focal

individual, due to the step-like benefit function ( $\beta(z)$ ). Addition or subtraction of a cooperator has a large effect when a group is close to the threshold but a much smaller effect when the group toxin production is already very low or very high; the benefit of a cooperator is dependent on the composition of the group which is itself dependent on the frequency of cooperators. This synergy introduces a frequency-dependent term into the first-order effects of our selection gradient (Lehmann & Rousset, 2014). Secondly, we consider a game with strong selection which makes approximating the gradient using only first-order terms inappropriate. The large difference between cooperator and cheat strategies causes higher order terms of the relative fitness to matter, and these higher order terms will include frequency-dependent terms (Hamilton, 1964; Ross-Gillespie et al., 2007).

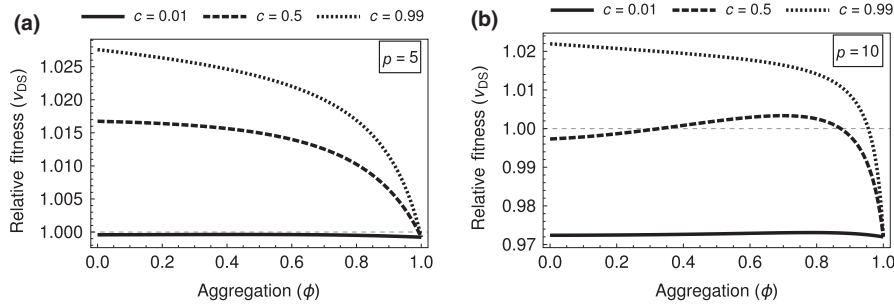
These two effects lead to a frequency-dependent relative fitness found here—unlike the frequency independence found in earlier models (Ross-Gillespie et al., 2007). The synergistic game causes the first-order term of the Taylor expansion to be frequency-dependent. The strong selection causes higher order terms to become more substantial. These two effects are sufficient but not necessary conditions for frequency dependence to arise.

### 3.2 | Density dependence

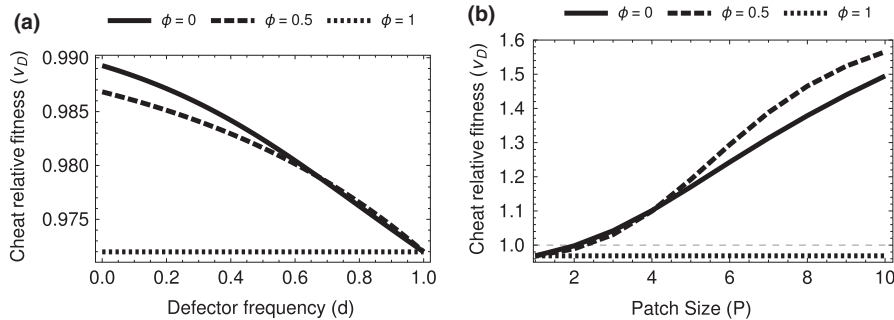
Increasing the density of the population, by increasing the group size ( $P$ ) while holding the frequency of cooperators constant, increases relative cheat fitness. Figure 2b shows that in more dense populations, there is a greater chance that a group will have a sufficient number of cooperators to invade a host successfully (Ross-Gillespie, Gardner, Buckling, West, & Griffin, 2009). The mean number of cooperators in a group increases with density allowing cheats to exploit more cooperators. In the limit, as  $P$  increases, the chance of infection for all patches in the population is one, ( $\beta(z^*) = 1$ ). Therefore, the fitness of cheats is 1 and the fitness of all cooperators is  $1-az$ . The relative fitness of cheats then approaches  $1/(1-az)$ .

### 3.3 | Population aggregation

The above model assumes patches form randomly from the population with no structuring beyond random chance. We now imagine



**FIGURE 3** Graphs of  $\omega_S$ , Equation 14, using parameters:  $k = 2$ ,  $a = 2/3$  and  $z = 0.17$ . (a) When group size is low,  $P = 5$  increasing aggregation leads to decreasing relative fitness for cheats regardless of the initial cooperator frequency (b) At higher group sizes ( $P = 10$ ), the pattern is also decreasing at high cooperator frequencies; however, at middling and low densities, we see a nonmonotonic pattern with an intermediate aggregation causing a maximum relative fitness in cheats



**FIGURE 4** (a) Frequency dependence is still present in the base case of no aggregation as aggregation increases a critical point is reached at full aggregation where frequency dependence disappears (b) Increasing density increases cheat fitness as long as aggregation is again less than one. At full aggregation, the density-dependent effect disappears. Using parameters:  $k = 2$ ,  $a = 2/3$  and  $z = 0.17$

a scenario where similar strategies are clumped together, as would be expected if they had emerged from the same host (van Leeuwen, O'Neill, Matthews, & Raymond, 2015). We use a modified Poisson binomial distribution to model the initial member of a group biasing subsequent draws towards its own type. As initial founders are randomly distributed, a fraction  $c$  of the groups are clumped around a cooperator and a fraction  $d$  around a cheat ( $c + d = 1$ ).

So given that the patch is started by a cooperator, then the distribution of number of cooperators among such patches is as follows:

$$c \sum_{i=0}^{P-1} \underbrace{\binom{P-1}{i-1}}_{\text{less founder}} \underbrace{(c + \delta_1)^{i-1}}_{\text{Pr}(i \text{ cooperators})} \underbrace{(1 - (c + \delta_1))^{P-i}}_{\text{Pr}(P-i \text{ cheats})}, \quad (12)$$

and similarly for cheats:

$$d \sum_{i=0}^{P-1} \underbrace{\binom{P-1}{i}}_{\text{less founder}} \underbrace{(1 - (d + \delta_2))^i}_{\text{Pr}(i \text{ cooperators})} \underbrace{(d + \delta_2)^{P-i-1}}_{\text{Pr}(P-i-1 \text{ cheats})}. \quad (13)$$

The binomial coefficient is  $C(P-1, i-1)$  for cooperators as the founder individual counts for the first group member and the first cooperator. For the defector patches, the founder only accounts for the first group member, hence  $C(P-1, i)$ . The two variables,  $\delta_1$  and  $\delta_2$ , are terms that bias the distributions based on the founder. The larger their values, the more strongly the two types of aggregate.

These two distributions represent an underlying distribution—that of the simpler model. We define  $\phi \in [0, 1]$  as the level of aggregation and define the bias parameters as  $\delta_1 = \phi d$ ;  $\delta_2 = \delta_1 \frac{c}{d}$ . When  $\phi$  is one, then patches of all cooperators and all cheats form, and when it is zero, then there is no bias and patches form as they would in a binomial distribution. By expressing the bias parameters ( $\delta_1$  and  $\delta_2$ ), in terms of  $\phi$ ,  $c$  and  $d$ , we ensure that the sum over both distributions is equal to one, and the terms are weighted probabilities.

The distribution of the number of cooperators in a patch is weighted by the fitness of the focal individual in such a group (the sum of the above two distributions), giving:

$$\omega_S(y, z) = \sum_{i=0}^{P-1} \left( c \binom{P-1}{i-1} (c + \delta_1)^{i-1} (1 - (c + \delta_1))^{P-i} + (1-c) \binom{P-1}{i} (1 - ((1-c) + \delta_2))^i ((1-c) + \delta_2)^{P-i-1} \right) \pi_i(x, i, y), \quad (14)$$

and from this, we calculate a structured relative fitness:  $v_{DS} = \omega_S(0, z) / \omega_S(z, z)$

At maximum aggregation ( $\phi = 1$ ), cheats will do poorly against cooperators as groups formed of all cheats have almost zero chance of invading the host. In the absence of aggregation ( $\phi = 0$ ), cheats will be performing as if the population were unstructured, as in the previous model. As aggregation increases, cheats are more likely to find themselves in groups composed mostly of cooperators or mostly of cheats and very rarely a group close to an unbiased distribution.

Intermediate levels of aggregation can, with intermediate frequencies of cooperators and high densities, lead to an increase in cheat relative fitness (Figure 3). When group sizes are large, the benefit to all members of a group of cooperators will approach one. At that point, any additional cooperators will perform much worse than additional cheats as they will be paying the cost of producing toxin and gaining no marginal benefit from this additional toxin (infection chance cannot be greater than one). Therefore, at intermediate levels of aggregation, enough cooperators will be on patches to infect a host and be exploited by cheats. Conversely, in the defector-biased groups, the threshold will never be reached and cooperators perform poorly as they are paying a cost for little benefit and any generated benefit is being exploited by cheats. This leads to high-density scenarios with intermediate levels of aggregation increasing cheat relative fitness.

The above method of looking at the relative fitness of cheats to cooperator shows whether a cheat will be increasing or decreasing in the population. This gives a static view of the dynamics occurring in the population. Our analysis shows how cheats can have a high enough relative fitness to invade a population and some predictions on what would happen as environmental and demographic parameters change. However, they cannot establish over the long term whether cheating is a stable strategy in a population. In Appendix E, we show that cheat-cooperator co-existence can be reached dynamically from our model (Archetti, 2018; Peña, Lehmann, & Nöldeke, 2014).

## 4 | DISCUSSION

We found that the production of toxin by the bacteria *B. thuringiensis* is different from the kind of public goods game that is usually imagined in bacteria. The threshold nature of the toxin production leads to a volunteer's dilemma where for each individual it would be optimal if another were to volunteer to produce the good (toxin) instead of them. We found, with a game theory approach, that the ESS level of toxin production (a) increases when the cells infecting a host are more related and (b) peaks at intermediate numbers of cells infecting a host (Figure 1). We then developed a stochastic model of the dynamics of cooperators that produce toxin and cheats that do not produce toxin. We found the relative fitness of cheats was greater when (a) they were less common (lower frequencies), (b) more cells infect each host (higher densities) (Figure 3), and (c) cells partially aggregated with the same cell types (relatives) (Figure 3). Our results show how ecological conditions can influence the relative fitness of cheats and cooperators, in ways that could feedback into the population dynamics of *B. thuringiensis* and its invertebrate hosts.

### 4.1 | The volunteer's dilemma for public goods

The volunteer's dilemma is a very widely applicable game. Bacterial signalling pathways that require quorum sensing could fall under the

umbrella of volunteer's dilemmas (Darch, West, Winzer, & Diggel, 2012). Costly signalling in general about environmental conditions is likely to be a volunteer's dilemma. The production of toxins with threshold conditions (such as Cry toxin) is all volunteer's dilemmas. Identifying how nonlinear public goods games such as volunteer's dilemmas differ in behaviour from traditional linear public goods games helps us understand a diverse set of games.

Our finding that toxin production resembles a volunteer's dilemma game leads to some different predictions compared with other social traits in bacteria that have been studied (Brown, 1999; Brown & Johnstone, 2001; Frank, 2010a; Ross-Gillespie et al., 2007, 2009; West & Buckling, 2003). We found that individual investment (toxin production) is highest at intermediate group sizes, that the fitness of cheats can depend upon their frequency in the population (frequency dependence) in well-mixed populations and that intermediate levels of aggregation can increase the relative fitness of cheats (Archetti, 2009, 2018). In contrast, in linear public goods games, toxin production is not frequency-dependent in well-mixed populations, and intermediate levels of aggregation decrease the relative fitness of cheats (Brown & Johnstone, 2001; Ross-Gillespie et al., 2007, 2009; West & Buckling, 2003).

Our result that cheater fitness is dependent upon the frequency in the population contrasts with Hamilton (1964) "gift from god" that cooperator fitness should be independent of frequency. Our analyses differ from Hamilton's in two ways. Firstly, in the volunteer's dilemma, each additional player has a nonlinear effect (nonadditivity) on the benefit, which means that even when looking at first-order terms frequency is present as a variable (Rousset, 2004). Secondly, in our models, we assume that the cheater produces no toxin and the cooperator produces a large quantity, leading to strong selection, which means that linearizing the relative fitness is no longer appropriate as higher order terms have large effects (Gore et al., 2009; Lehmann & Rousset, 2014; Ross-Gillespie et al., 2007). In nature, Cry toxin genes often occur on plasmids so large loss and gain of function mutations are possible; therefore, we consider a strong selection model to be more accurate for the natural dynamics (Ibrahim et al., 2010). A more explicit model with a continuous scale of toxin production would extend our model to cover a greater number of biological scenarios.

### 4.2 | Bt in the wild

Our results are supported by both observational and experimental data from field populations of *B. thuringiensis*. Consistent with our prediction that frequency-dependent selection can lead to cooperators and cheats co-existing, natural populations show variation in the level of Cry toxin production, with both producers and nonproducers co-existing (Raymond & Bonsall, 2013; Raymond et al., 2010, 2012). Also, as predicted by our model, experimental manipulations have found that the relative fitness of cheats is higher when they are at lower frequencies in the populations and at higher densities (frequency and density-dependent selection) (Raymond et al., 2012).



Our model also makes novel testable predictions. We predicted that the fitness of cells that do not produce toxin (cheaters) depends upon an interaction between aggregation and density (Figure 4), and that toxin production should peak at intermediate group sizes (Figure 1). These predictions could be tested with field manipulations or experimental evolution. Our results also suggest the possibility for interactions between evolutionary and ecological (population) dynamics that require further theoretical and empirical work. For example, low cell densities at the start of a season would favour cells that produce toxin (cooperators), which would lead to an increase in cell densities. This would favour cells that do not produce toxin (cheaters), which could reduce cell densities and now favour toxin producers again. Furthermore, these changes in cell densities and the frequency of toxin producers would also impact on the population dynamics of their invertebrate hosts, which could also influence the number of cells infecting each host (Raymond et al., 2012). These dynamics could potentially lead to seasonal patterns and/or intermittent epidemics of *B. thuringiensis*. The interplay of evolutionary and ecological dynamics between toxin nonproducers and toxin producers has previously been demonstrated over the production of an enzyme to break down sucrose in yeast (Gore et al., 2009; Sanchez & Gore, 2013).

## ACKNOWLEDGEMENTS

I would like to acknowledge the feedback and discussion from members of the West and Griffin Lab groups. I would also like to thank Jonathan Green, Alan Grafen and Jorge Peña for their comments.

## ORCID

Matishalin Patel  <https://orcid.org/0000-0003-2941-260X>

Ben Raymond  <https://orcid.org/0000-0002-3730-0985>

Michael B. Bonsall  <https://orcid.org/0000-0003-0250-0423>

Stuart A. West  <https://orcid.org/0000-0003-2152-3153>

## REFERENCES

- Archetti, M. (2009). The volunteer's dilemma and the optimal size of a social group. *Journal of Theoretical Biology*, 261(3), 475–480. <https://doi.org/10.1016/j.jtbi.2009.08.018>
- Archetti, M. (2018). How to analyze models of nonlinear public goods. *Games*, 9(2), 17. <https://doi.org/10.3390/g9020017>
- Archetti, M., & Scheuring, I. (2011). Coexistence of cooperation and defection in public goods games. *Evolution*, 65(4), 1140–1148. <https://doi.org/10.1111/j.1558-5646.2010.01185.x>
- Brown, S. P. (1999). Cooperation and conflict in host-manipulating parasites. *Proceedings of the Royal Society of London. Series B - Biological Sciences*, 266(1431), 1899–1904. <https://doi.org/10.1098/rspb.1999.0864>
- Brown, S. P., & Johnstone, R. A. (2001). Cooperation in the dark: Signalling and collective action in quorum-sensing bacteria. *Proceedings of the Royal Society of London. Series B: Biological Sciences*, 268(1470), 961–965. <https://doi.org/10.1098/rspb.2001.1609>
- Collier, F. A., Elliot, S. L., & Ellis, R. J. (2005). Spatial variation in *Bacillus thuringiensis/cereus* populations within the phyllosphere of broad-leaved dock (*Rumex obtusifolius*) and surrounding habitats. *FEMS Microbiology Ecology*, 54(3), 417–425. <https://doi.org/10.1016/j.femsec.2005.05.005>
- Cooper, G. A., & West, S. A. (2018). Division of labour and the evolution of extreme specialization. *Nature Ecology & Evolution*, 2(7), 1161–1167.
- Cornforth, D. M., Matthews, A., Brown, S. P., & Raymond, B. (2015). Bacterial cooperation causes systematic errors in pathogen risk assessment due to the failure of the independent action hypothesis. *PLoS Pathogens*, 11(4), e1004775. <https://doi.org/10.1371/journal.ppat.1004775>
- Cornforth, D. M., Sumpter, D. J. T., Brown, S. P., & Brännström, A. (2012). Synergy and group size in microbial cooperation. *American Naturalist*, 180(3), 296–305. <https://doi.org/10.1086/667193>
- Darch, S. E., West, S. A., Winzer, K., & Diggle, S. P. (2012). Density-dependent fitness benefits in quorum-sensing bacterial populations. *Proceedings of the National Academy of Sciences of the United States of America*, 109(21), 8259–8263. <https://doi.org/10.1073/pnas.1118131109>
- Deng, C., Slamti, L., Raymond, B., Liu, G., Lemy, C., Gominet, M., ... Song, F. (2015). Division of labour and terminal differentiation in a novel *Bacillus thuringiensis* strain. *ISME Journal*, 9(2), 286–296. <https://doi.org/10.1038/ismej.2014.122>
- Diggle, S. P., Griffin, A. S., Campbell, G. S., & West, S. A. (2007). Cooperation and conflict in quorum-sensing bacterial populations. *Nature*, 450(7168), 411–414. <https://doi.org/10.1038/nature06279>
- Frank, S. A. (2010a). A general model of the public goods dilemma. *Journal of Evolutionary Biology*, 23(6), 1245–1250. <https://doi.org/10.1111/j.1420-9101.2010.01986.x>
- Frank, S. A. (2010b). Microbial secretor–cheater dynamics. *Philosophical Transactions of the Royal Society B: Biological Sciences*, 365(1552), 2515–2522. <https://doi.org/10.1098/rstb.2010.0003>
- Gokhale, C. S., & Hauert, C. (2016). Eco-evolutionary dynamics of social dilemmas. *bioRxiv*: 055251.
- Gore, J., Youk, H., & van Oudenaarden, A. (2009). Snowdrift game dynamics and facultative cheating in yeast. *Nature*, 459(7244), 253–256. <https://doi.org/10.1038/nature07921>
- Grafen, A. (1985). A geometric view of relatedness. *Oxford surveys in evolutionary biology*, 2 28–90.
- Griffin, A. S., West, S. A., & Buckling, A. (2004). Cooperation and competition in pathogenic bacteria. *Nature*, 430(7003), 1024–1027. <https://doi.org/10.1038/nature02744>
- Hamilton, W. D. (1964). The genetical evolution of social behaviour. I. *Journal of Theoretical Biology*, 7(1), 1–16. [https://doi.org/10.1016/0022-5193\(64\)90038-4](https://doi.org/10.1016/0022-5193(64)90038-4)
- Höfte, H., & Whiteley, H. R. (1989). Insecticidal crystal proteins of *Bacillus thuringiensis*. *Microbiological Reviews*, 53(2), 242–255.
- Ibrahim, M. A., Griko, N., Junker, M., & Bulla, L. A. (2010). *Bacillus thuringiensis*. *Bioengineered Bugs*, 1(1), 31–50. <https://doi.org/10.4161/bbug.1.1.10519>
- Lehmann, L., & Rousset, F. (2014). The genetical theory of social behaviour. *Philosophical Transactions of the Royal Society of London. Series B, Biological Sciences*, 369(1642), 20130357.
- Loferer-Krößbacher, M., Klima, J., & Psenner, R. (1998). Determination of bacterial cell dry mass by transmission electron microscopy and densitometric image analysis. *Applied and Environment Microbiology*, 64(2), 688–694.
- Maduell, P., Callejas, R., Cabrera, K. R., Armengol, G., & Orduz, S. (2002). Distribution and characterization of *Bacillus thuringiensis* on the phylloplane of species of piper (Piperaceae) in three altitudinal levels. *Microbial Ecology*, 44(2), 144–153. <https://doi.org/10.1007/s00248-002-1018-z>
- Otto, S. P., & Day, T. (2011). *A biologist's guide to mathematical modeling in ecology and evolution*. Princeton, NJ: Princeton University Press.
- Peña, J., Lehmann, L., & Nöldeke, G. (2014). Gains from switching and evolutionary stability in multi-player matrix games. *Journal of Theoretical Biology*, 346, 23–33.

Peña, J., & Nöldeke, G. (2018). Group size effects in social evolution. *Journal of Theoretical Biology*, 457, 211–220.

Peña, J., Nöldeke, G., & Lehmann, L. (2015). Evolutionary dynamics of collective action in spatially structured populations. *Journal of Theoretical Biology*, 382, 122–136.

Pepper, J. W. (2000). Relatedness in trait group models of social evolution. *Journal of Theoretical Biology*, 206(3), 355–368. <https://doi.org/10.1006/jtbi.2000.2132>

Raymond, B., & Bonsall, M. B. (2013). Cooperation and the evolutionary ecology of bacterial virulence: The *Bacillus cereus* group as a novel study system. *BioEssays*, 35(8), 706–716. <https://doi.org/10.1002/bies.201300028>

Raymond, B., West, S. A., Griffin, A. S., & Bonsall, M. B. (2012). The dynamics of cooperative bacterial virulence in the field. *Science*, 337(6090), 85–88. <https://doi.org/10.1126/science.1218196>

Raymond, B., Wyres, K. L., Sheppard, S. K., Ellis, R. J., & Bonsall, M. B. (2010). Environmental factors determining the epidemiology and population genetic structure of the *Bacillus cereus* group in the field. *PLOS Pathogens*, 6(5), e1000905.

Ross-Gillespie, A., Gardner, A., Buckling, A., West, S. A., & Griffin, A. S. (2009). Density dependence and cooperation: Theory and a test with bacteria. *Evolution*, 63(9), 2315–2325. <https://doi.org/10.1111/j.1558-5646.2009.00723.x>

Ross-Gillespie, A., Gardner, A., West, S. A., & Griffin, A. S. (2007). Frequency dependence and cooperation: Theory and a test with bacteria. *American Naturalist*, 170(3), 331–342. <https://doi.org/10.1086/519860>

Rousset, F. (Ed.). (2004). Genetic structure and selection in subdivided populations. In *Genetic structure and selection in subdivided populations* (pp. 80–90). Princeton University Press.

Sanchez, A., & Gore, J. (2013). Feedback between population and evolutionary dynamics determines the fate of social microbial populations. *PLoS Biology*, 11(4), e1001547. <https://doi.org/10.1371/journal.pbio.1001547>

Schoener, T. W. (2011). The newest synthesis: Understanding the interplay of evolutionary and ecological dynamics. *Science*, 331(6016), 426–429. <https://doi.org/10.1126/science.1193954>

Taylor, P. D., & Frank, S. A. (1996). How to make a kin selection model. *Journal of Theoretical Biology*, 180(1), 27–37. <https://doi.org/10.1006/jtbi.1996.0075>

van Leeuwen, E., O'Neill, S., Matthews, A., & Raymond, B. (2015). Making pathogens sociable: The emergence of high relatedness through limited host invasibility. *ISME Journal*, 9(10), 2315–2323. <https://doi.org/10.1038/ismej.2015.111>

West, S. A., & Buckling, A. (2003). Cooperation, virulence and siderophore production in bacterial parasites. *Proceedings of the Royal Society B-Biological Sciences*, 270(1510), 37–44. <https://doi.org/10.1098/rspb.2002.2209>

West, S. A., Diggle, S. P., Buckling, A., Gardner, A., & Griffin, A. S. (2007). The social lives of microbes. *Annual Review of Ecology Evolution and Systematics*, 38(1), 53–77. <https://doi.org/10.1146/annurev.ecolsys.38.091206.095740>

West, S. A., Griffin, A. S., & Gardner, A. (2007). Social semantics: Altruism, cooperation, mutualism, strong reciprocity and group selection. *Journal of Evolutionary Biology*, 20(2), 415–432. <https://doi.org/10.1111/j.1420-9101.2006.01258.x>

**How to cite this article:** Patel M, Raymond B, Bonsall MB, West SA. Crystal toxins and the volunteer's dilemma in bacteria. *J Evol Biol*. 2019;32:310–319. <https://doi.org/10.1111/jeb.13415>

**APPENDIX A : Uninvadability condition**

We construct a measure of the change in inclusive fitness caused by changing the focal actors strategy. This is done by expanding the total derivative of the fitness function with respect to a dummy variable for the underlying gene, which yields the expanded derivative (Taylor & Frank, 1996):

$$\frac{d\omega(x,y)}{dg} = \frac{\partial\omega}{\partial x} \frac{dx}{dg} + \frac{\partial\omega}{\partial y} \frac{dy}{dg} \tag{15}$$

Following from Taylor and Frank (1996), we make the substitutions of the phenotypic derivatives for regression coefficients and then simplify to get an expression of change in inclusive fitness:

$$\Delta\omega_{IF} = \frac{\partial\omega}{\partial x} \cdot 1 + \frac{\partial\omega}{\partial y} R \tag{16}$$

In the paper, we then analyse the behaviour of  $\Delta\omega_{IF}$  and  $\Delta\omega'_{IF}$  to characterize the equilibrium as maximal and convergent. Cooper and West (2018) method is used to determine whether the equilibrium is unavailable. In brief, we consider the second derivative of the total derivative taken to obtain the inclusive fitness effects (Taylor & Frank, 1996). This expands into a long chain rule where we drop all higher order terms ( $\partial g^2$  etc.) as negligible and substitute the regression coefficients as before, leaving us with:

$$\frac{d^2\omega(x,y)}{dg^2} \approx \frac{\partial^2\omega}{\partial x^2} + 2 \frac{\partial^2\omega}{\partial x\partial y} R + \frac{\partial^2\omega}{\partial y^2} R^2. \tag{17}$$

When this expression is less than zero, we can say the equilibrium found is uninvadable.

**APPENDIX B: Sign of the ProductLog**

W is a Lambert-W function which is strictly positive. The Lambert-W function or ProductLog function is the inverse of the functions in form  $X e^X$ :

$$Y = X e^X \leftrightarrow X = W(Y) \tag{18}$$

In this case, the function in full is as follows:

$$W(a,n,r,k) = W\left(\frac{ne^{n(\frac{1}{a} + \frac{1}{r-nr-1})-k}}{(n-1)r+1}\right) \tag{19}$$

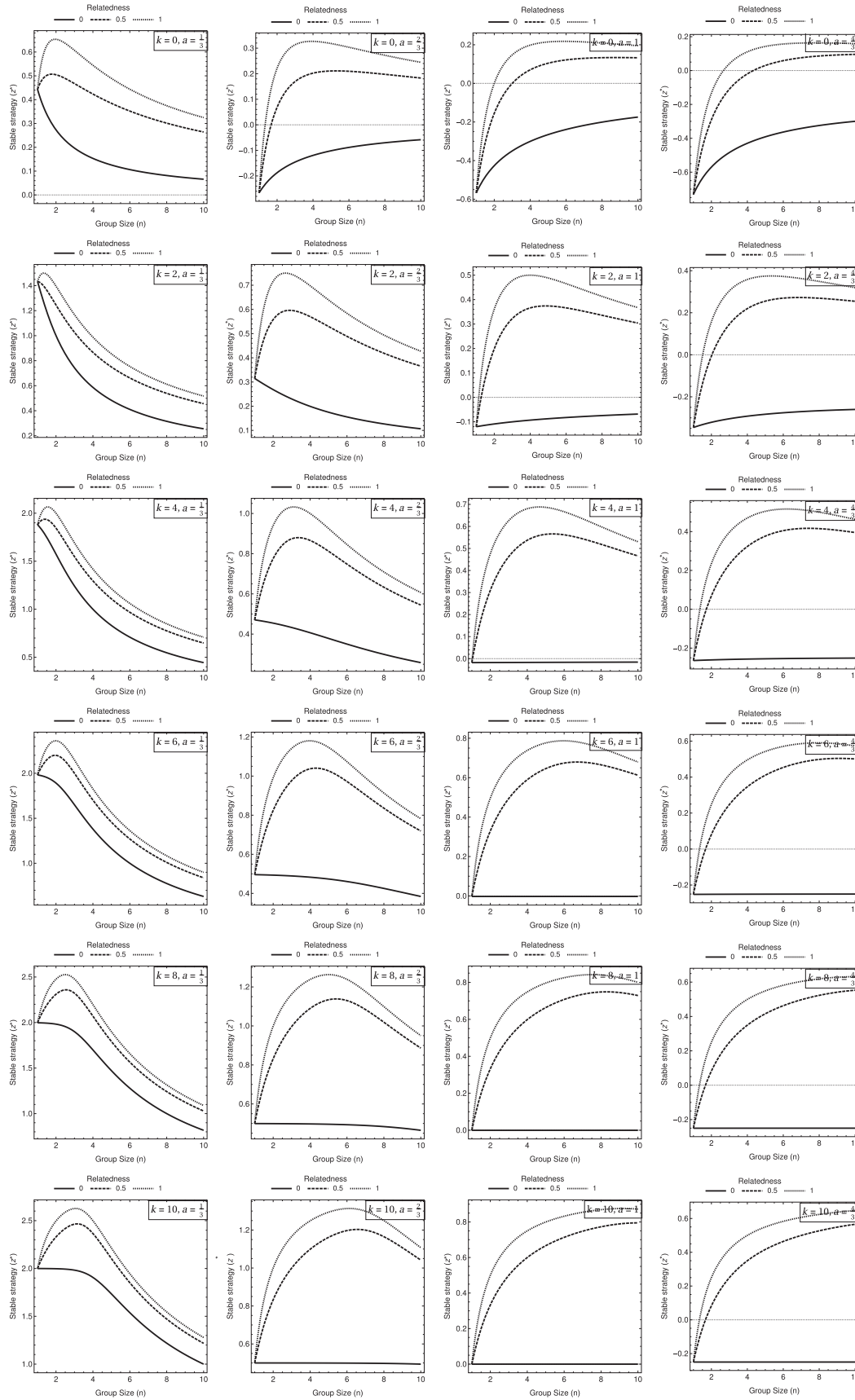
From the above we can see that—assuming:  $a > 0$ ,  $0 \leq r \leq 1$ ,  $n \geq 1$ ,  $k \geq 0$ —then the function within the brackets will be positive and therefore the value of the function will be a positive real number.

**APPENDIX C : Analysis of the effect of relatedness**

$$\begin{aligned} \frac{\partial z^*}{\partial r} &= \frac{\partial}{\partial r} \left( \frac{1}{a} + \frac{1}{r-nr-1} - \frac{W(a,n,k,r)}{n} \right) \\ &= -(r-nr-1)^{-2}(1-n) - n^{-1} \frac{\partial}{\partial r} (W(a,n,k,r)) \\ &= -(r-nr-1)^{-2}(1-n) - \frac{(n-1)^2(r-1)W(a,n,k,r)}{n(1+(n-1)r)^2(1+W(a,n,k,r))} \end{aligned} \tag{20}$$

The expression obtained in equation 20 is indeed always greater than or equal to zero for all values of  $r$  in the internal  $[0, 1]$ . We can





**FIGURE 5** This figure shows how equilibrium toxin reacts to the assumptions of cost and threshold made in the paper

see this by first remembering that the function  $W$  is always positive for any parameter set which is biologically reasonable— $a > 0$ ,  $0 \leq r \leq 1$ ,  $n \geq 1$ ,  $k \leq 0$ . We then see that the first term is positive in the denominator (a squared term) and negative or zero in the numerator ( $1-n$  where  $n \geq 1$ ), negating a negative is of course positive so the first term has positive effect on slope. The second term is also negative in the numerator as  $r-1$  is always zero or negative. Again, it has a positive effect as it is negated from the slope. Therefore, as long as the parameters are biologically reasonable, the effect of increasing  $r$  is to increase investment in the toxin an individual produces.

**APPENDIX D : Parameter sweep for the effect of group size**

In the paper, we assume a cost of two-thirds and a threshold of two in all scenarios. This was done so that in the case of two individuals, total investment by both is necessary to reach the threshold value in  $\beta(z)$ . The reason that the cost was set to  $\frac{2}{3}$  was to represent the fact that the trade-off is against future investment not current investment. In Figure 5, we can see a greater range of parameters which are presented here to show that the patterns found are generally true across a reasonable range of parameter space.

**APPENDIX E : Gain function and interior rest points**

A property of the pay-off  $\omega(z, y)$  (Equation 10) is that it is a polynomial in Bernstein form (Peña, Nöldeke, & Lehmann, 2015; Peña et al., 2014). This allows us to draw general conclusions about the shape and behaviour of this function by looking at a simple gain function. In essence, we can calculate  $a_i$  as the pay-off for cooperating when  $i$  others cooperate and  $b_i$  as the pay-off when defecting and  $i$  others cooperate.

$$a_i = \frac{1}{1 + e^{-(y+iy-k)}}(1-ay) \tag{21}$$

$$b_i = \frac{1}{1 + e^{-(iy-k)}} \tag{22}$$

These are used to generate a measure of the gain from switching given  $i$  cooperators:

$$d(i) = a_i - b_i \tag{23}$$

which gives a gain sequence:

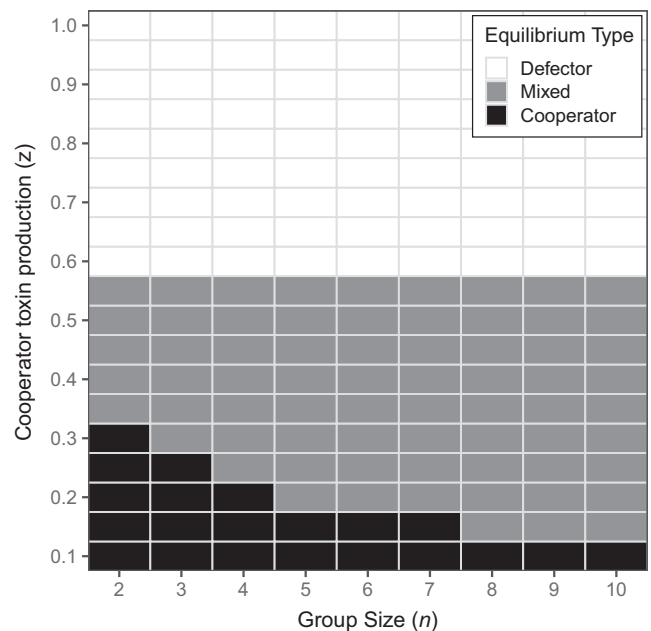
$$\mathbf{d} = (d_0, d_1, \dots, d_n) \tag{24}$$

Now the purpose of this process is that the signs of the elements in the gain sequence,  $\mathbf{d}$ , tell us the stability of the two trivial rest states of the system and the number and stability of any interior rest points, assuming evolution occurs in an infinitely large well-mixed population (Peña et al., 2014). We are interested in three properties of the sequence:

1. If the sign of the first element ( $d_0$ ) is negative, then the rest state of full defection is stable.

2. If the last element of the sequence ( $d_n$ ) is positive, then the rest point of full cooperation is stable.
3. If there is one sign change in the sequence, then there exists a unique interior rest point; furthermore, if the first element is positive, then both trivial rest cases (all defect, all cooperate) are unstable and the interior point is stable.

Figure 6 shows the case with the parameters:  $a = \frac{2}{3}$ ,  $n = 10$  and  $k = 2$ . There exists a parameter range for the cooperating strategy between  $z = (0.1, 0.5)$  where there is a stable interior rest point—cooperators and defectors co-exist. When the trait is sufficiently low, then there is stable point when the population is all cooperators and when the trait value is higher than 0.5 the only stable scenario is all defectors. From the equilibrium game before, we might expect the toxin production value to be around  $z^* = 0.107$ (3s.f.). This gives an initial element to the gain vector of,  $d_0 = 0.00237$  (3s.f.), and a final element of,  $d_9 = 0.000457$  (3s.f.), with no sign change in between. This indicates that the ESS solution to the static game would give a fully cooperative equilibrium in the dynamic game given these parameters. Further, from Peña and Nöldeke (2018) (proposition 1), we can see that as group sizes increase the equilibrium proportion of cooperation will decrease.



**FIGURE 6** This figure shows the dynamics of a population of cooperators and defectors as described by Equation (10). Each point represents a population with  $n$  group size and cooperators that produce  $z$  toxin. Using the criteria for the gain sequence for each population, we classify it as either a defector only equilibrium a cooperator only or a mixed equilibrium where the two strategies co-exist. The graph was drawn using the parameters,  $a = \frac{2}{3}$  and  $k = 2$