

CORRECTION

Open Access



Correction: The importance of claudin-7 palmitoylation on membrane subdomain localization and metastasis-promoting activities

Sarah Heiler¹, Wei Mu¹, Margot Zöller^{1*} and Florian Thuma^{1*}

Correction: *Cell Commun Signal* 13, 29 (2015)

<https://doi.org/10.1186/s12964-015-0105-y>

Following the publication of the original article [1], the authors noticed errors in Fig. 2b/9c and 4a. The authors apologize for the errors and would like to emphasize that these do not change the scientific conclusions of the article in any way.

Errors in Fig. 2b/9c.

In the published article the same images appear incorrect and have different magnification, in Fig. 2b (HEK-EpC-cld7(mP), cld7 red and cld3 green staining) and 9c (HEK-cld7, cld7 red and CD147 green). This was an error. The authors checked their archive and established that the images of the HEK-cld7 cells were correct. The incorrect and correct Fig. 2b appears below.

The online version of the original article can be found at <https://doi.org/10.1186/s12964-015-0105-y>.

*Correspondence:

Margot Zöller

m.zoeller@uni-hd.de

Florian Thuma

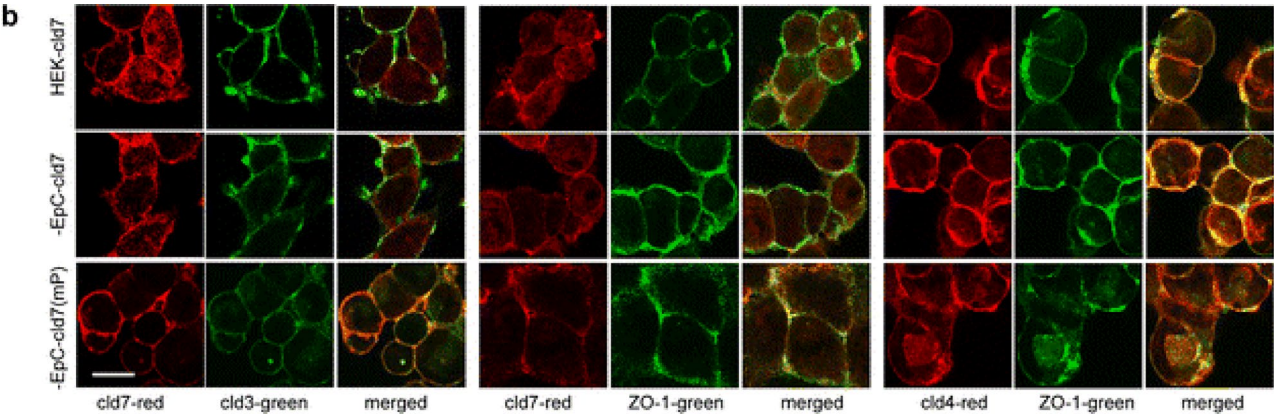
Florian.Thuma@uni-heidelberg.de

¹Department of Tumor Cell Biology, University Hospital of Surgery, Im Neuenheimer Feld 365, 69120 Heidelberg, Germany

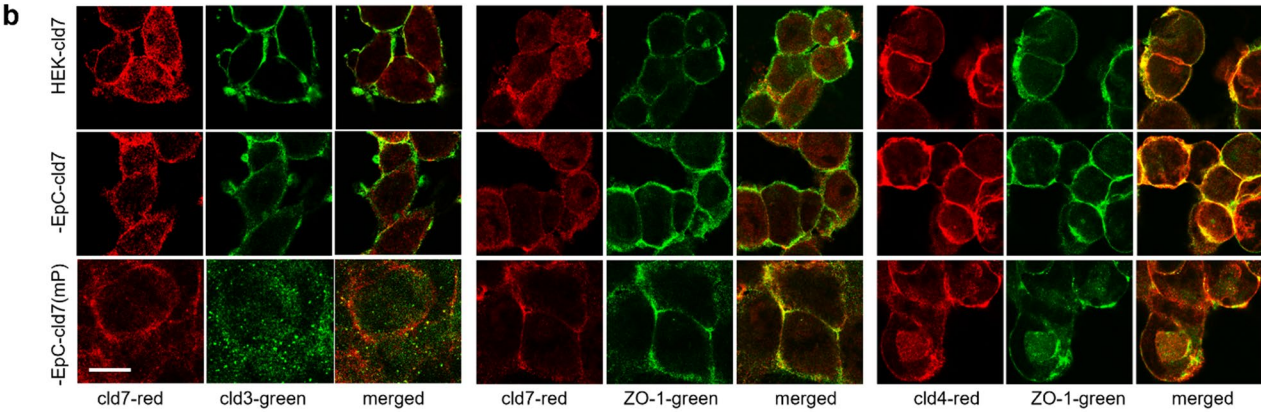


© The Author(s) 2024. **Open Access** This article is licensed under a Creative Commons Attribution-NonCommercial-NoDerivatives 4.0 International License, which permits any non-commercial use, sharing, distribution and reproduction in any medium or format, as long as you give appropriate credit to the original author(s) and the source, provide a link to the Creative Commons licence, and indicate if you modified the licensed material. You do not have permission under this licence to share adapted material derived from this article or parts of it. The images or other third party material in this article are included in the article's Creative Commons licence, unless indicated otherwise in a credit line to the material. If material is not included in the article's Creative Commons licence and your intended use is not permitted by statutory regulation or exceeds the permitted use, you will need to obtain permission directly from the copyright holder. To view a copy of this licence, visit <http://creativecommons.org/licenses/by-nc-nd/4.0/>.

Incorrect Fig. 2b.



Correct Fig. 2b.

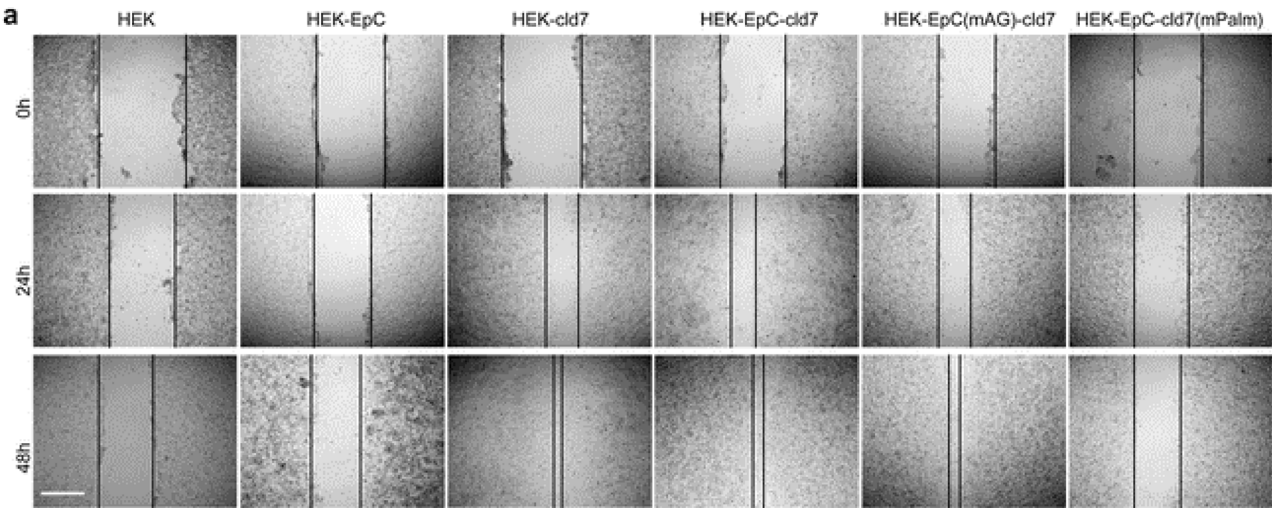


Error in Fig. 4a.

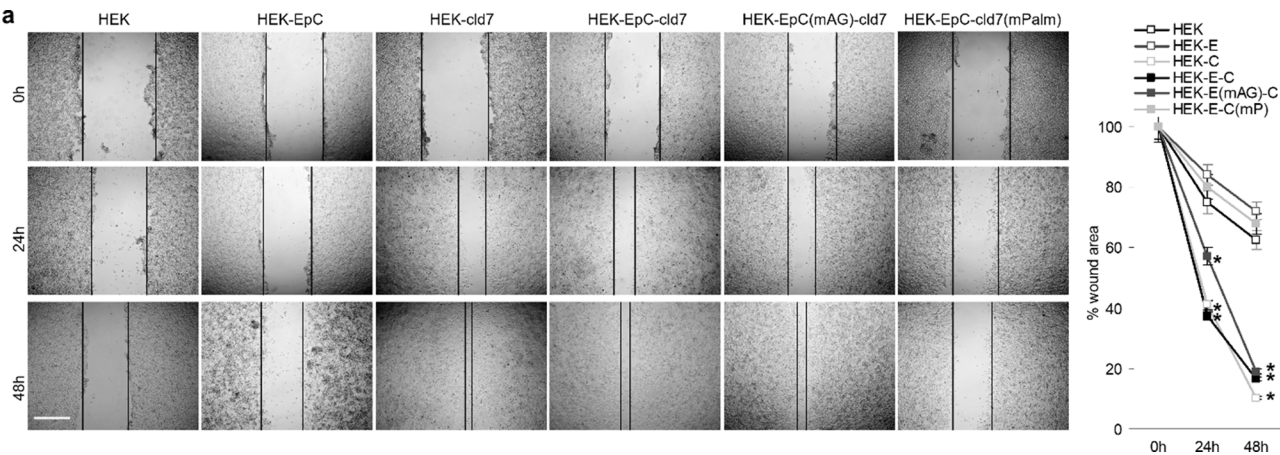
The authors regret that in Fig. 4a, the same images mistakenly appear in the row for time point 48 h of the wound healing assay of HEK-EpC-cld7 and HEK-EpC(mAG)-cld7 cells. The authors checked their archive

and established that the image of the HEK-EpC(mAG)-cld7 cells was correct. A incorrect and corrected version of Fig. 4a are given in this correction article.

Incorrect Fig. 4a.



Correct Fig. 4a.



Publisher's note

Springer Nature remains neutral with regard to jurisdictional claims in published maps and institutional affiliations.

Published online: 14 October 2024

Reference

1. Heiler S, Mu W, Zöller M, et al. The importance of claudin-7 palmitoylation on membrane subdomain localization and metastasis-promoting activities. *Cell Commun Signal*. 2015;13:29. <https://doi.org/10.1186/s12964-015-0105-y>.