



Impact of Social Determinants on the Burden of Asthma and Eczema: Results from a US Patient Survey

Don A. Bukstein · Adam Friedman · Erika Gonzalez Reyes ·
Mary Hart · Bridgette L. Jones · Tonya Winders

Received: July 30, 2021 / Accepted: December 14, 2021 / Published online: January 24, 2022
© The Author(s) 2022

ABSTRACT

Introduction: Little is known about how patients with asthma and eczema perceive their medical care and burden of disease. A survey was conducted to evaluate the perceptions among the general patient population with

Don A. Bukstein, Adam Friedman, Erika Gonzalez Reyes, Mary Hart, and Bridgette L. Jones contributed equally to this work and are listed alphabetically.

Supplementary Information The online version contains supplementary material available at <https://doi.org/10.1007/s12325-021-02021-0>.

D. A. Bukstein
Allergy, Asthma & Sinus Center, Milwaukee, WI, USA

A. Friedman
Department of Dermatology, George Washington School of Medicine and Health Sciences, Washington, DC, USA

E. Gonzalez Reyes
Department of Internal Medicine, University of Texas Health Science Center, San Antonio, TX, USA

M. Hart · T. Winders (✉)
Allergy & Asthma Network, Vienna, VA, USA
e-mail: twinders@AllergyAsthmaNetwork.org

B. L. Jones
Children's Mercy Kansas City & University of Missouri-Kansas City School of Medicine, Kansas City, MO, USA

asthma and/or eczema regarding disease and treatment burden and barriers to adequate care.

Methods: An online survey was completed by market research panelists in the USA between March 24, 2020 and April 6, 2020. Eligible participants were at least 18 years of age and endorsed a diagnosis of asthma and/or eczema. Survey responses are described for all participants, by designated racial/ethnic groups, and by income level.

Results: In all, 841 participants completed the survey (asthma, $n = 554$; eczema, $n = 398$; both, $n = 111$; White, $n = 421$; Black, $n = 252$; Hispanic, $n = 95$; low income [less than \$15,000/year], $n = 99$; higher income [at least \$15,000/year], $n = 713$). More Black and Hispanic participants than White participants, and more participants with low income than higher income, endorsed health literacy as a barrier (e.g., filling out official documents, understanding written materials). Participants with low income were less likely than participants with higher income to have an asthma action plan (42% vs 53%, respectively) and to discuss asthma control with their healthcare provider (54% vs 69%). Black and Hispanic participants were more likely than White participants to have an emergency department visit (52% and 49% vs 31%, respectively) or hospitalization (31% and 39% vs 16%) for asthma within the last 12 months. Participants reporting low income indicated that they experienced eczema symptoms more frequently than participants

with higher income; 35% of low-income participants vs 15% of higher-income participants reported that they had not tried any eczema treatments. Participants in all racial/ethnic and income-level groups reported that their asthma or eczema impacted their lifestyle and daily activities.

Conclusion: More effective and culturally informed communication and education strategies to improve health information uptake and shared decision-making are needed to reduce the burdens of disease and treatment in highly impacted populations.

PLAIN LANGUAGE SUMMARY

Disparities in asthma and eczema outcomes have been described in various populations. However, little is known about how these patient populations perceive their disease management or disease burden. A survey of 841 adults across diverse demographic groups in the USA with asthma and/or eczema was conducted to evaluate overall perceived disease burden and to specifically understand burden experiences by marginalized populations. In general, all participants indicated that asthma and eczema have a negative physical, emotional, and social impact on their lives. Some participants who identified as Black or Hispanic, and those with low income (less than \$15,000/year), indicated greater difficulties in filling out paperwork or understanding written materials related to their condition than White participants or those with higher incomes. Black and Hispanic participants tended to receive asthma care in the emergency department or urgent care more than White participants and had more emergency department visits and hospitalizations than White Participants. Participants with low income were less likely to discuss their asthma management with their doctor than those with higher incomes and also indicated potential undertreatment of eczema. These results indicate that Black, Hispanic, or low-income patients may experience barriers to health equity. These barriers include lack of effective communication methods and materials to meet

the needs of all patients, as well as the overall lack of quality healthcare access. These challenges must be addressed to overcome social disparities in health.

Keywords: Asthma; Atopic dermatitis; Burden; Disparities; Eczema; Health equity

Key Summary Points

Why carry out this study?

Understanding the perceptions among the general patient population with asthma and/or eczema regarding disease and treatment burden and barriers to adequate care will help healthcare programs and policy makers to develop targeted efforts to improve outcomes.

What was learned from the study?

The burden of asthma and eczema disease and treatment impacts patients differently and is associated with social determinates of health.

Some Black and Hispanic patients endorse health literacy barriers and experience more emergency department visits and hospitalizations than White patients.

Some patients with low income endorse health literacy barriers, have fewer asthma management discussions with their healthcare provider, and have undermanaged eczema than patients with higher incomes.

Interventions and materials to support health literacy and shared decision-making conversations are needed to mitigate these observed disparities and overall move towards opportunity for health equity in Black, Hispanic, and low-income patients with asthma and eczema.

INTRODUCTION

Asthma and atopic dermatitis (eczema) are closely associated and often concomitant conditions. Disparities in outcomes for these conditions have been described in various populations. For example, individuals who identify as Black or Hispanic have higher rates of emergency department (ED) visits and hospitalizations for asthma and eczema compared with non-Hispanic White individuals [1–4]. Likewise, those who report low income also have higher rates of ED visits and hospitalizations compared with those with higher incomes [2, 4]. Severe eczema is associated with a lack of insurance, denial of eczema prescriptions by insurers, and the costs of treatments for eczema [4]. Furthermore, eczema may not be readily identified by healthcare providers (HCP) who may lack experience and training in diagnosis of skin conditions in people of color [5]. This gap in medical knowledge may lead to increased morbidity due to missed and/or delayed diagnosis and treatment [6]. Individuals from racially/ethnically marginalized populations and those who report lower income also have reported lower rates of health insurance enrollment than those from non-marginalized groups, which impacts overall access to quality healthcare [1, 2]. For patients who are underinsured or uninsured, the ED often becomes the fallback for medical care [1]. These social determinants of health are known contributors to observed asthma and allergic disease disparities [7, 8].

The physical, emotional, and healthcare burden of asthma and eczema is well documented. Patients report that these conditions can impact daily activities, quality of life, sleep quality, and work/school productivity [9–12]. Both asthma and eczema are chronic conditions which often require lifelong treatment to achieve and maintain control, creating additional costs and emotional burden [11, 13–15]. In addition, asthma has significant financial impact because of the need for frequent office visits for continued monitoring of acute care, as well as ED visits, and hospitalizations associated with exacerbations [16, 17]. Healthcare

utilization is also higher among patients with eczema compared with the general population [9, 13].

While the overall burden of asthma and eczema is well known, there is little information about how patients perceive their disease, medical care, and burden of disease. A survey was conducted to evaluate the perceptions among the general patient population with asthma and/or eczema regarding disease and treatment burden and barriers to adequate care.

METHODS

Survey Development

The survey was developed to assess how patients with asthma and/or eczema perceive their disease and treatment burden in terms of physical, emotional and social health, how they perceive their asthma- and eczema-related medical care, and to identify barriers to care.

Participant and Survey Details

The survey was posted online for access through panels consisting of individuals in the general population of the USA between March 24, 2020 and April 6, 2020. Panels were hosted by Dynata, a global online market research firm based in the USA. Panelists accessed the survey through the Dynata dashboard or platform for their respective panel. Participants were required to be at least 18 years of age and indicate that they were diagnosed by a medical professional with either asthma or eczema.

The 94-question online survey shown in Supplemental Table E1 was self-completed by each participant. For completing the survey, participants were given an incentive that varied by panel. Typically, the incentives were “panel points” that could be exchanged for goods or services through the panelists’ respective panel dashboard.

The survey was reviewed by an institutional review board and was granted exemption status. All participants provided written informed

consent at the time of survey participation for the use of their survey responses.

Analysis

In addition to responses in the overall participant population, survey responses were analyzed by self-reported race and ethnicity (White, Black, or Hispanic) and self-reported income status (low income, income less than \$15,000/year; higher income, income at least \$15,000/year). Participants who identified as Hispanic were not further divided into Hispanic racial categories (i.e., Black Hispanic) for the analysis. Statistical significance between Black or Hispanic participants versus White participants, and for participants with low income versus participants with higher income, was defined as non-overlapping 95% confidence intervals.

RESULTS

Demographic and Disease Characteristics

A total of 841 participants completed the survey; 554 (66%) participants reported an asthma diagnosis and 398 (47%) reported an eczema diagnosis (111 [13%] participants reported both diagnoses). The majority (76%) of participants were women, 41% were aged 55 or over, 50% identified as White, 30% identified as Black, and 11% identified as Hispanic (Table 1). Asthma was reported by a higher percentage of participants identifying as Black or Hispanic than White participants (85% and 87% vs 48%, respectively), whereas eczema was reported by a lower percentage of participants identifying as Black or Hispanic than White participants (21% and 19% vs 71%, respectively; Table 1).

Socioeconomic Characteristics

Among all participants, 99 (12%) reported income less than \$15,000/year (low income). Of the participants with low income, a higher percentage were female and a higher percentage identified as Black compared with participants with higher income (Table 1). Asthma was

reported by a higher percentage of participants with low income and eczema was reported by a lower percentage in this group compared with participants with higher income (Table 1).

Healthcare Access and Communication

Black, Hispanic, and White participants reported similar frequencies for having employer-provided health insurance (31%, 38%, and 33%, respectively). Black participants were more likely to have Medicaid or other state-provided health insurance than White participants (37% vs 15%, respectively). Only 6% of participants with low income reported having employer-provided health insurance, compared with 36% of participants with higher income. Participants with low income were more likely to have Medicaid or other state-provided health insurance than participants with higher income (72% vs 17%, respectively). In all, 6% of all participants did not have any health insurance. The primary reported reason for lack of health insurance was the inability to afford it.

A similar percentage of Black, Hispanic, and White participants (43%, 48%, and 43% respectively) reported non-adherence to medication prescribed by their HCP. A higher percentage of participants with low income reported non-adherence to medication than participants with higher income (52% vs 40%, respectively). Among those who reported non-adherence, reasons for not taking a prescribed medication were the medication was too expensive (34%), the medication was not covered by insurance (23%), the prescription took too long to fill (12%), or other reasons such as side effects, feeling better, forgetting, etc. (31%).

A higher percentage of Black participants (28%) and Hispanic participants (33%) than White participants (14%), and a higher percentage of participants with low income (42%) than higher income (17%), reported that they lacked transportation in the previous 12 months to get to appointments, work, or get things they need. More Black and Hispanic participants than White participants, and more participants with low income than higher income, reported that they were at least

Table 1 Demographics of survey participants

Demographic, %	Total participants (<i>N</i> = 841)	Total with asthma (<i>n</i> = 554)	Total with eczema (<i>n</i> = 398)	White (<i>n</i> = 421)	Black (<i>n</i> = 252)	Hispanic (<i>n</i> = 95)	Low income (<i>n</i> = 99)	High income (<i>n</i> = 713)
Female	76	79	71	72	80 ^a	84 ^a	88	73
Age, years								
18–24	13	17	6	6	27 ^a	23 ^a	18	12
25–34	16	17	15	13	18	22 ^a	12	16
35–44	16	16	15	12	15	22 ^a	17	16
45–54	16	16	15	17	10 ^a	15	22	14
55–64	20	19	22	22	19	14	23	19
65+	21	16	28	30	12 ^a	4 ^a	7 ^b	22
Ethnicity								
White	50	36	75	100	–	23	43	51
Black	30	38	14	–	100	25	42 ^b	29
Native American	3	4	2	–	–	7	1	4
Asian	8	10	5	–	–	3	4	9
Native Hawaiian/ Pacific Islander	1	1	1	–	–	4	0	1
Other	7	9	3	–	–	36	8	7
Prefer not to answer	1	1	1	0	1	1	1	1
Hispanic	11	15	5	5	10	100	10	12
Diagnosed conditions								
Allergies	62	69	58	63	59	65	68	61
Asthma	66	100	28	48	85 ^a	87 ^a	75 ^b	64
Eczema	47	20	100	71	21 ^a	19 ^a	37	49
Depression	28	28	32	33	21 ^a	36	46 ^b	26
Hypertension	33	31	37	37	33	23 ^a	31	33
Nasal allergies	28	29	31	32	19 ^a	34	26	27
Psoriasis	6	4	9	9	2 ^a	4	5	6
Sleep apnea	13	13	16	16	10 ^a	16	16	13
Education								

Table 1 continued

Demographic, %	Total participants (<i>N</i> = 841)	Total with asthma (<i>n</i> = 554)	Total with eczema (<i>n</i> = 398)	White (<i>n</i> = 421)	Black (<i>n</i> = 252)	Hispanic (<i>n</i> = 95)	Low income (<i>n</i> = 99)	High income (<i>n</i> = 713)
Less than high school	2	3	2	1	6 ^a	2	9 ^b	1
High school/ GED	16	16	15	16	21	17	30 ^b	15
Some college/ Associate's degree	39	39	37	39	43	46	39	40
Bachelor's degree or higher	42	42	46	44	30 ^a	35	22 ^b	44
Geographic region								
Northeast	18	17	20	21	14 ^a	19	13	18
Midwest	21	19	24	24	21	8 ^a	28	20
South	39	38	37	35	51 ^a	42	35	40
West	22	26	19	20	14 ^a	31 ^a	24	22
Household income								
< \$15,000	12	13	9	10	17 ^a	11	100	–
\$15,000–24,999	12	12	11	10	15	11	–	14
\$25,000–35,999	12	12	14	12	14	11	–	15
\$35,000–49,999	16	15	16	16	16	22	–	18
\$50,000–74,999	22	22	22	21	18	25	–	26
\$75,000–99,999	17	14	20	19	14	13	–	20
\$100,000+	5	7	5	8	4	4	–	7
Prefer not to answer	3	5	3	4	2	3	–	0

^aSignificantly different than White participants

^bSignificantly different than participants with higher income

somewhat likely to need help filling out official documents (Fig. 1a). In addition, a higher percentage of Black and Hispanic participants than White participants indicated that they

sometimes have problems learning about their medical conditions because of difficulty understanding written materials (Fig. 1b). Participants with low income were less likely than

participants with higher income to indicate that they provide their HCP with all the necessary information for their care (Fig. 2a). The majority of all participants indicated that they often make sure the HCP explains anything they do not understand (Fig. 2b). However, Hispanic participants indicated that they were less likely than White participants to ask the HCP questions (Fig. 2c). A higher percentage of Black participants (40%) and Hispanic participants (42%) than White participants (32%) indicated that they would definitely question the HCP’s advice based on their own research.

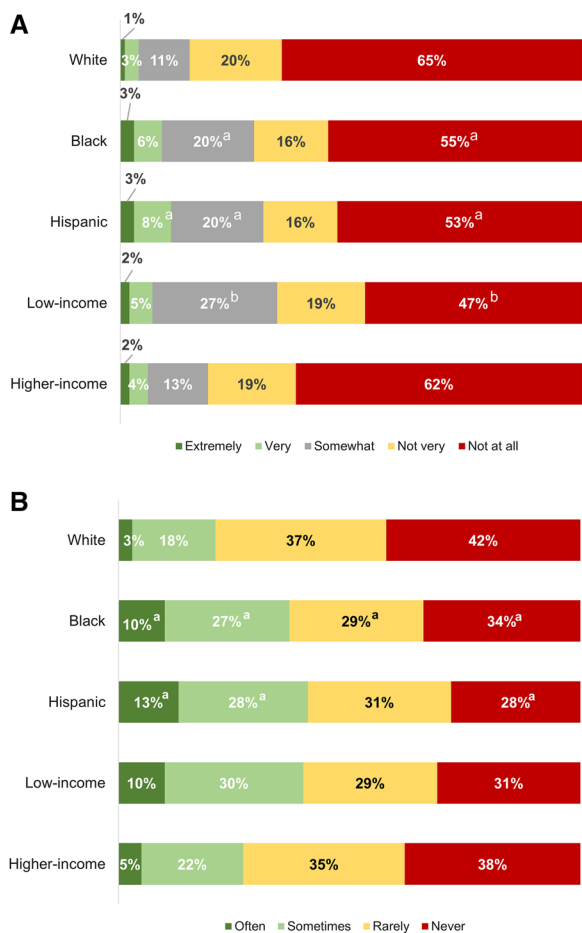


Fig. 1 Percentage of participants **a** likely to need help filling out official documents and **b** who have problems learning about their medical condition because of difficulty understanding written materials. ^aSignificantly different than White participants. ^bSignificantly different than participants with higher income

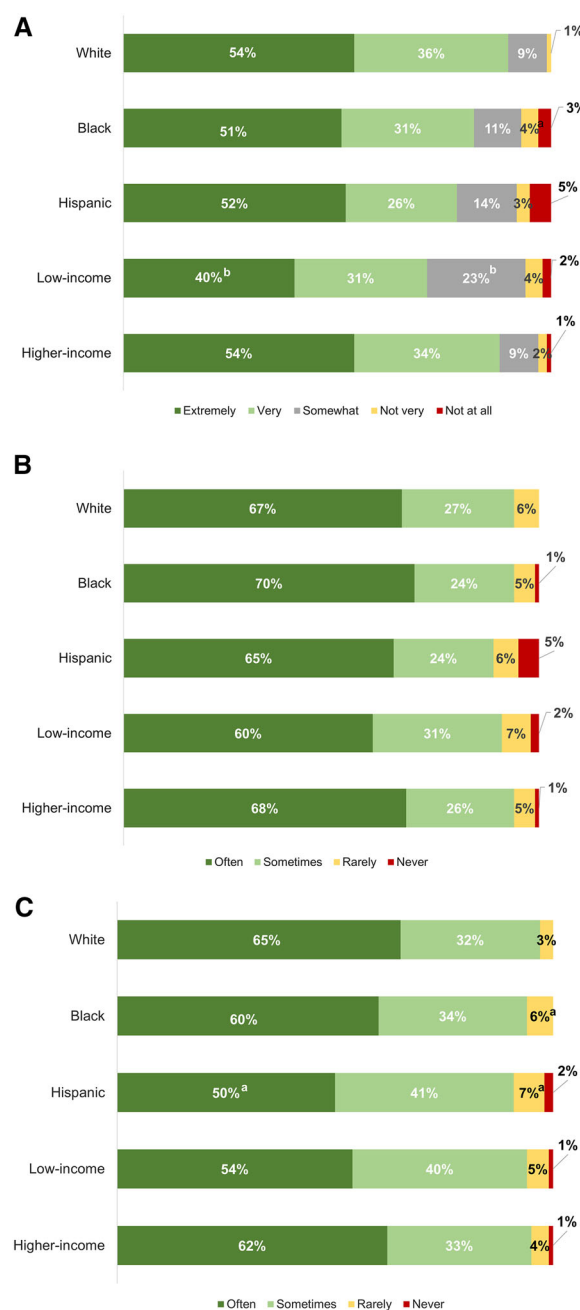


Fig. 2 Percentage of participants **a** likely to give healthcare provider all information needed for care, **b** who make sure the healthcare provider explains anything they do not understand, and **c** who ask their healthcare provider questions. ^aSignificantly different than White participants. ^bSignificantly different than participants with higher income

Social, Lifestyle, and Activity Impact of Asthma and Eczema

Overall, participants indicated that their asthma and eczema can have a negative social impact (Table 2). Participants with asthma were more likely than participants with eczema to feel that they were left out of things or treated unkindly because of their condition. In contrast, participants with eczema were more likely than participants with asthma to feel embarrassed because of their condition.

Close to half of participants (43%) reported that their asthma kept them from getting much done at work/school/home at least some of the time in the past 4 weeks. Approximately half (53%) of participants also reported that they had to change their lifestyle and 15% changed jobs because of their asthma. Participants commonly had to modify or stop doing activities because of asthma, particularly exercising or sports (Table 3).

Approximately one-third of participants with eczema (32%) reported that their skin had been itchy, sore, painful or stinging either “very much” or “a lot” in the last week (Table 4). A higher percentage of Hispanic participants than White participants reported that eczema had negatively impacted several aspects of their life “very much” or “a lot” in the past week (Table 4).

Patient Perception of Asthma

In general, participants felt their asthma was fairly well controlled; 9% of Black participants, 11% of Hispanic participants, 7% of White participants, 10% of participants with low income, and 8% of participants with higher income indicated that their asthma was poorly or not at all controlled. More than 80% of participants in all subgroups reported that their asthma was currently under control (Fig. 3a). A higher percentage of Hispanic participants (41%) than Black participants (36%) and White participants (30%), and a higher percentage of participants with low income (42%) than those with higher income (31%), reported that they used a rescue inhaler at least once a day in the

past 4 weeks. Only 37% of all participants with asthma had an asthma action plan that was updated yearly. Hispanic participants were more likely than White participants to have an asthma action plan that was updated yearly (Fig. 3b). Participants with low income were less likely than participants with higher income to have an asthma action plan and to discuss asthma control with their HCP (Fig. 3b, c). A higher percentage of Black participants than White participants believe that their HCP always understands their needs for managing their asthma (Fig. 4). However, 14% of Hispanic participants indicated that their HCP rarely or never understood their needs.

Asthma Treatment

Most (65%) of the participants with asthma indicated that they see their primary care physician for asthma care. Black participants indicated they were more likely to receive care in an urgent care center for their asthma than White participants (9% vs 3%, respectively), whereas Hispanic participants indicated they were more likely to receive asthma care in the ED than White participants (6% vs 2%, respectively).

Asthma Outcomes

In the past 12 months, 39% of participants with asthma reported at least one visit to the ED/urgent care for asthma and 23% had been hospitalized. Black and Hispanic participants were more likely than White participants to have at least one ED/urgent care visit or hospitalization for asthma in the past 12 months (Fig. 5). The percentage of participants with low income who had at least one ED/urgent care visit or hospitalization was similar to those with higher income (Fig. 5).

Patient Perception of Eczema

Approximately 20% of participants with eczema reported experiencing itchy and flaky skin and 36% experience dry/rough skin on a daily basis (Table 5). The daily occurrence of itchy,

Table 2 Participant perception of the social impact of asthma or eczema

Social perception, %	Total with asthma (n = 554)	Total with eczema (n = 398)	White (n = 421)	Black (n = 252)	Hispanic (n = 95)	Low income (n = 99)	High income (n = 713)
“Because of my asthma/eczema, I feel left out of things”							
Never	38	61	56	42 ^a	39 ^a	40	48
Rarely	25	20	22	26	21	27	22
Sometimes	26	13	18	22	24	24	26
Often	8	5	3	8 ^a	12 ^a	8	6
Always	3	1	1	2	4	1	2
“Because of my asthma/eczema, people are unkind to me”							
Never	68	78	75	68 ^a	66	64	73
Rarely	17	14	17	17	18	22	15
Sometimes	11	7	6	12 ^a	11 ^a	13	9
Often	2	0	1	1	3	0	2
Always	2	1	1	2	2	1	1
“Because of my asthma/eczema, people avoid looking at me”							
Never	75	73	72	77	74	67	75
Rarely	12	19	20	9	11	20	14
Sometimes	10	6	7	10	13 ^a	10	8
Often	2	1	1	2	2	1	2
Always	1	1	0	2	0	2	1
“I feel embarrassed because of my asthma/eczema”							
Never	52	35	40	59 ^a	48	50	46
Rarely	19	24	23	17 ^a	21	16	21
Sometimes	19	29	26	15 ^a	20	23	23
Often	7	8	7	7	5	5	7
Always	3	4	4	2	6	6	3
“I feel embarrassed because of my physical limitations”							
Never	44	47	46	53	46	37	48
Rarely	15	18	18	12 ^a	10 ^a	16	15
Sometimes	27	24	25	21	27	30	25
Often	7	7	6	6	7	8	7
Always	7	4	5	8	10 ^a	9	5
“Some people act as though it is my fault that I have asthma/eczema”							

Table 2 continued

Social perception, %	Total with asthma (<i>n</i> = 554)	Total with eczema (<i>n</i> = 398)	White (<i>n</i> = 421)	Black (<i>n</i> = 252)	Hispanic (<i>n</i> = 95)	Low income (<i>n</i> = 99)	High income (<i>n</i> = 713)
Never	62	69	68	66	62	62	66
Rarely	12	13	14	9	10	17	11
Sometimes	16	13	12	16	18	15	14
Often	7	4	5	7	7	4	6
Always	3	1	5	2	3	2	3

^aSignificantly different than White participants

Table 3 Percentage of participants that stopped or modified their activities because of asthma

Activity, %	Total with asthma (<i>n</i> = 554)	White (<i>n</i> = 201)	Black (<i>n</i> = 213)	Hispanic (<i>n</i> = 83)	Low income (<i>n</i> = 74)	High income (<i>n</i> = 454)
Exercise	42	42	43	51	41	44
Sports	25	21	31 ^a	34 ^a	28	25
Climbing stairs	19	24	16 ^a	19	23	19
Parking closer to the door when shopping	16	22	12 ^a	10 ^a	19	16
Social activities	16	13	16	13	19	16
Traveling	14	17	14	13	18	14
Shopping	11	10	11	10	15	11
Church	5	5	5	4	4	5
Movies	4	3	3	4	5	4
Other	5	5	4	0 ^a	3	5
None of these	36	37	34	35	32	36

^aSignificantly different than White participants

cracked, flaky, or dry/rough skin was reported in more Hispanic participants, but fewer Black participants, than White participants (Table 5). Participants with low income indicated that they experienced itchy, bleeding, weeping, and dry/rough skin more frequently than participants with higher income (Table 5). Among all

participants with eczema, dry skin was the most common trigger that made eczema worse (76%), followed by skin irritants (58%) and stress (49%). Nearly half of participants (45%) reported sleep was disturbed at least 1–2 days a week because of their eczema.

Table 4 Percentage of participants reporting “very much” or “a lot” for frequency of problems with eczema over the last week

Problem, %	Total with eczema (n = 398)	White (n = 298)	Black (n = 54)	Hispanic (n = 18)	Low income (n = 37)	High income (n = 350)
How itchy, sore, painful or stinging has your skin been?	32	30	32	39	41	32
How much has your skin influenced the clothes you wear?	16	14	17	50 ^a	27	16
How embarrassed or self-conscious have you been because of your skin?	14	12	15	33 ^a	19	14
How much has your skin interfered with you going shopping or looking after your home or garden?	6	4	6	33 ^a	8	6
How much has your skin affected any social or leisure activities?	6	5	6	17 ^a	8	6
How much has your skin made it difficult for you to do any sport?	6	5	7	33 ^a	5	6
How much of a problem has the treatment for your skin been, for example by making your home messy or by taking up time?	6	5	6	17 ^a	5	6
How much has your skin created problems with your partner or close friends or relatives?	4	3	4	22 ^a	0	4
How much has your skin caused any sexual difficulties?	4	4	4	33 ^a	5	4

Questions are from the Dermatology Life Quality Index

^aSignificantly different than White participants

Eczema Treatment

Topical treatments, namely corticosteroids, were the most common form of treatment; 26% reported having tried systemic treatments (Supplemental Table E2). Use of calcineurin inhibitors and dupilumab was reported by a higher percentage of Hispanic participants than White participants (Supplemental Table E2). Participants with low income were more likely to have not tried any treatment for their eczema than participants with higher income (35% vs 15%, respectively).

DISCUSSION

The results of this survey indicate that patients with asthma and eczema perceive a physical, emotional, and social burden related to their condition. The burden of asthma and eczema disease and treatment impacts patients differently. These differences may be associated with various factors such as social determinates of health. Individuals who identified as Black or Hispanic endorsed barriers related to ineffective health education and communication strategies, such as a greater need for help filling out paperwork and problems understanding written

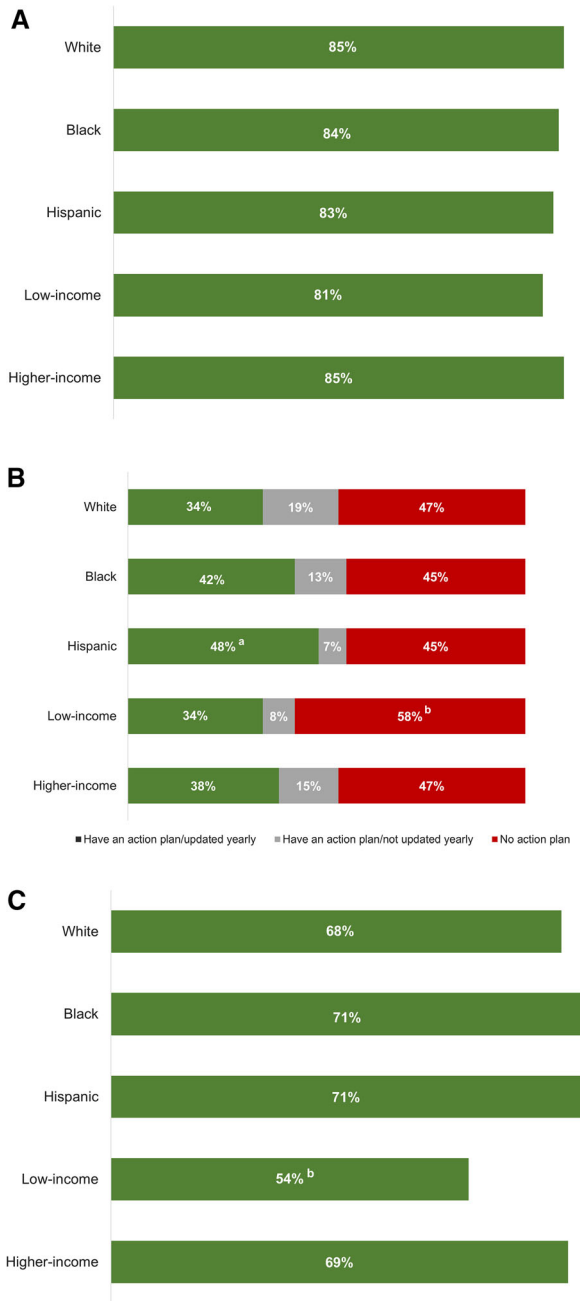


Fig. 3 Percentage of participants **a** who consider their asthma currently under control, **b** with an asthma action plan, and **c** who discuss asthma control with their physician. ^aSignificantly different than White participants. ^bSignificantly different than participants with higher income

materials, than White patients. Black and Hispanic participants also reported experiencing more ED visits and hospitalizations than White

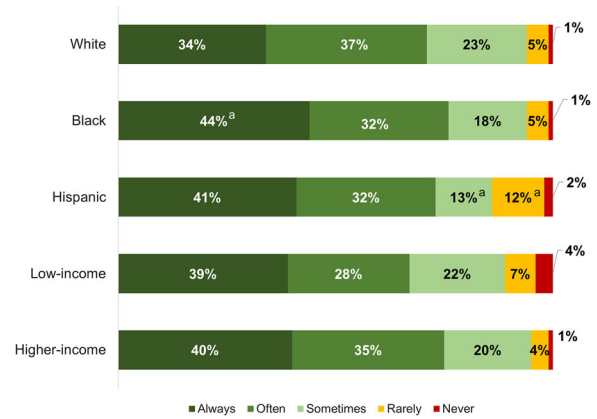


Fig. 4 Percentage of participants who believe their physician understands their needs for managing their asthma. ^aSignificantly different than White participants

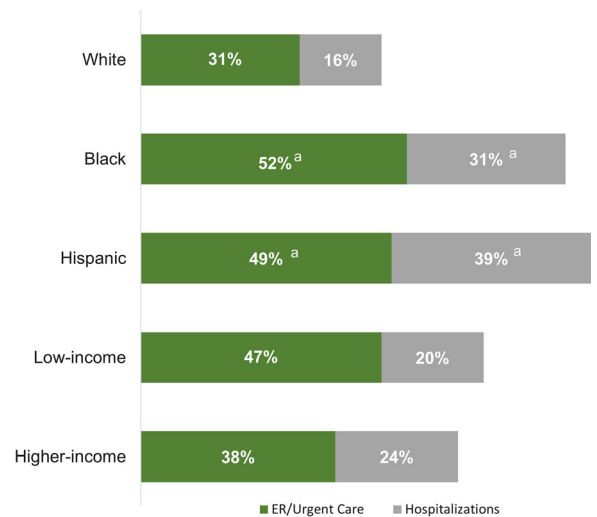


Fig. 5 Percentage of participants with at least one emergency department (ED)/urgent care visit or hospitalization for asthma in the past 12 months. ^aSignificantly different than White participants

participants. Patients reporting low income also endorse ineffective health education and communication strategies, have fewer asthma management discussions with an HCP, and have undermanaged eczema compared with patients with higher incomes. Thus, there is a need to develop effective and culturally appropriate teaching methods, materials, and interventions which meet the needs of all patients. Fortunately, nearly all of the participants had some form of health insurance, which was often

Table 5 Percentage of participants reporting eczema symptoms

Frequency of symptoms, %	Total with eczema (n = 398)	White (n = 298)	Black (n = 54)	Hispanic (n = 18)	Low income (n = 37)	High income (n = 350)
Has skin been itchy?						
No days	13	15	7	11	2	13
1–2 days	28	26	35	11	32	28
3–4 days	26	25	35	28	30	26
5–6 days	11	10	13	33 ^a	5	11
Every day	22	24	9 ^a	16	30	21
Has skin been flaking off?						
No days	30	30	43	17	24	30
1–2 days	28	29	28	11	35	28
3–4 days	14	12	17	33 ^a	14	14
5–6 days	7	7	3	11	8	7
Every day	21	22	9 ^a	28	19	21
Has skin felt dry/rough?						
No days	12	12	22 ^a	6	5	13
1–2 days	24	25	19	11	19	24
3–4 days	17	15	32 ^a	11	16	18
5–6 days	11	11	11	11	11	11
Every day	36	37	17 ^a	61 ^a	49	34
Has skin been cracked?						
No days	39	40	43	22	49	38
1–2 days	25	24	32	17	19	26
3–4 days	14	14	13	28	14	14
5–6 days	5	5	7	0	5	5
Every day	17	17	6 ^a	33	14	17
Has skin been bleeding?						
No days	66	68	70	39 ^a	49 ^b	67
1–2 days	22	22	19	28	35	21
3–4 days	7	6	9	11	8	7
5–6 days	3	1	2	17 ^a	0	3
Every day	2	3	0	6	8 ^b	2
Has skin been weeping?						
No days	71	71	80	50	60	72

Table 5 continued

Frequency of symptoms, %	Total with eczema (n = 398)	White (n = 298)	Black (n = 54)	Hispanic (n = 18)	Low income (n = 37)	High income (n = 350)
1–2 days	18	20	11	22	26	18
3–4 days	7	6	7	22 ^a	11	7
5–6 days	2	1	2	6	3	2
Every day	2	2	0	0	0	1
Has sleep been disturbed?						
No days	55	58	54	28 ^a	43	57
1–2 days	24	24	20	17	30	23
3–4 days	12	10	22 ^a	44 ^a	19	80
5–6 days	4	3	4	6	0	4
Every day	5	5	0	6	8	5

^aSignificantly different than White participants

^bSignificantly different than participants with higher income

provided by Medicaid or other state-funded programs.

The responses in this survey suggest that current methods of providing care to patients do not lead to equitable healthcare access to all. Participants with asthma reporting low income were also less likely to have an asthma action plan or discuss asthma control with their HCP, and 14% of Hispanic participants indicated that their HCP rarely or never understood their needs. Furthermore, among the participants with eczema, approximately a third of participants with low income and Hispanic participants had not tried any treatments for their eczema, despite a high frequency of symptoms and a negative impact of their eczema on quality of life. These results emphasize the importance of effective communication, including addressing language barriers and implementation of shared decision-making (SDM) between HCPs and patients in asthma and eczema disease management. Although SDM should be a part of disease management for every patient, more research is needed to understand the needs of patients with low

income and how SDM may meet these needs. Shared decision-making takes patient preferences and limitations into account, giving patients a sense of empowerment for their treatment and engaging the HCP to discover what the patient actually needs, not what the HCP thinks the patient needs. Surveys of a diverse patient population in Canada revealed that total family income was the only non-modifiable patient characteristic that was associated with an SDM experience, with higher income being associated with a better experience [18]. Patients with low income or those from marginalized groups may feel less empowered to facilitate SDM or be less likely to be seen in environments where SDM is focused on as a priority in interacting with patients. Thus, greater efforts are needed to implement SDM in clinics where it is not currently being practiced and to make SDM easier for patients. SDM will further inform caregivers on the individualized burden of disease and burden of therapy.

Among the participants of this survey, Black and Hispanic participants were more likely to

have an ED visit or hospitalization for asthma within the last 12 months than White participants. ED visits are an indicator of poor asthma control because they are often associated with an exacerbation. However, participants generally perceived their asthma as being fairly well controlled and the survey did not capture the reasons that individuals were seen in the ED versus another type of medical setting. A cross-sectional study of older patients with asthma in the USA also found a higher number of ED visits in Black and Hispanic individuals compared with White individuals even after controlling for medication use, health insurance coverage, and impaired access to cost [1]. It is possible that some patients may be limited to seeking care in the ED because of a lack of HCPs in predominantly Black, Hispanic, and low-income communities or because of a limited number of medical care sites that accept their insurance. Social determinants of health overall may drive higher hospitalizations in marginalized minority populations. A study of COVID-19 cases in a California integrated health system found that Black patients had a 2.7-times higher likelihood of hospitalization than non-Hispanic White patients after controlling for age, sex, comorbidities, and income [19]. Furthermore, social and economic vulnerability is significantly associated with COVID-19 incidence and mortality [20, 21]. Racism and provider bias in the healthcare system are causes for healthcare disparities that are beginning to be explored for asthma and eczema [22–25]. Although genetic factors have often been hypothesized as a reason for the disparity in health outcomes in Black patients, an analysis of two large cohorts in the USA indicated that African genetic ancestry was not predictive of risk of eczema or eczema control [26].

The results of the current survey indicate that disparities in asthma and eczema patients occur on physical, economic, and emotional levels. Overall health is influenced not just by the disease itself but societal factors including housing, environmental quality, food security, and discrimination/racism. To achieve health equity in asthma and eczema, these societal factors need to be addressed (Fig. 6) [27].



Fig. 6 The path to achieving health equity. Adapted and reproduced from the Health Equity Institute for Research, Practice & Policy [27]

A limitation of the survey is that it only examined White, Black, or Hispanic, and low-income versus higher-income subpopulations. No analyses within Hispanic subgroups (e.g., Black Hispanic) were conducted, and other subpopulations in the USA that have been shown to be at-risk for poor asthma and eczema outcomes (i.e., American Indian/Alaska Native, maternal smoking) were not evaluated [28, 29]. The numbers of Hispanic and participants with low income were relatively low compared with the other subpopulations, which may limit the ability to make effective comparisons. In addition, since participants were reached by online panels and internet access was required to complete the survey, participant selection was limited and potentially biased to those with access to these resources.

CONCLUSIONS

Healthcare programs, payers, and policy makers need to be aware of the populations at-risk for the greatest burden associated with asthma and eczema. Specific efforts, including more effective and culturally informed communication and education strategies to improve health information uptake and SDM, need to be made

to provide the resources and support to reduce the burdens of disease and treatment in these highly impacted populations.

ACKNOWLEDGEMENTS

We would like to thank the participants for their time and effort to take the survey.

Funding. The survey was funded by the Allergy & Asthma Network, Vienna, VA, USA and supported by Sanofi/Regeneron. The journal Rapid Service and Open Access fees were funded by Allergy & Asthma Network.

Medical Writing, Editorial, and Other Assistance. Medical writing and editorial assistance were provided by Erin P. Scott, PhD, of Scott Medical Communications, LLC. This assistance was funded by the Allergy & Asthma Network.

Authorship. All named authors meet the International Committee of Medical Journal Editors (ICMJE) criteria for authorship for this article, take responsibility for the integrity of the work as a whole, and have given their approval for this version to be published.

Author Contributions. Don A. Bukstein contributed to the interpretation the data and reviewing and editing of the manuscript. Adam Friedman contributed to the interpretation the data and reviewing and editing of the manuscript. Erika Gonzalez Reyes contributed to the interpretation the data and reviewing and editing of the manuscript. Bridgette Jones contributed to the interpretation the data and reviewing and editing of the manuscript. Mary Hart contributed to the development of the survey, to the interpretation of the results, and reviewing and editing of the manuscript. Tonya Winders contributed to the development of the survey, to the interpretation of the results, and reviewing and editing of the manuscript.

Disclosures. Don A. Bukstein has served as a speaker for ALK, AstraZeneca, Circassia, Genentech, Novartis, and Teva, has received

research support from Genentech and Novartis, has served as an investigator for Allergy, Asthma & Sinus Center, and has other commercial interests in The PBL Institute, LLC and AltusLearns, LLC. Adam Friedman is a speaker and consultant for Regeneron and Sanofi Genzyme and has served on advisory boards for Aveeno, LRP, and Pfizer. Erika Gonzalez Reyes has served on an advisory board for GlaxoSmithKline and has served as an investigator for TEVA, ALK, Regeneron, Genentech, and Novartis. Mary Hart has nothing to disclose. Bridgette Jones serves as a paid author for Merck Manuals. Tonya Winders has nothing to disclose; however, her employer Allergy & Asthma Network has received funding from Sanofi/Regeneron for unbranded disease awareness and education.

Compliance with Ethics Guidelines. The survey was reviewed by an institutional review board and was granted exemption status. All participants provided written informed consent at the time of survey participation for the use of their survey responses.

Data Availability. The datasets generated during and/or analyzed during the current study are available from the corresponding author on reasonable request.

Open Access. This article is licensed under a Creative Commons Attribution-NonCommercial 4.0 International License, which permits any non-commercial use, sharing, adaptation, distribution and reproduction in any medium or format, as long as you give appropriate credit to the original author(s) and the source, provide a link to the Creative Commons licence, and indicate if changes were made. The images or other third party material in this article are included in the article's Creative Commons licence, unless indicated otherwise in a credit line to the material. If material is not included in the article's Creative Commons licence and your intended use is not permitted by statutory regulation or exceeds the permitted use, you will need to obtain permission directly from the copyright holder. To view a copy of this licence,

visit <http://creativecommons.org/licenses/by-nc/4.0/>.

REFERENCES

- Cremer NM, Baptist AP. Race and asthma outcomes in older adults: results from the National Asthma Survey. *J Allergy Clin Immunol Pract.* 2020;8:1294–301.e7.
- Largent J, Nickerson B, Cooper D, Delfino RJ. Paediatric asthma hospital utilization varies by demographic factors and area socio-economic status. *Public Health.* 2012;126:928–36.
- Mosen DM, Schatz M, Gold R, Mularski RA, Wong WF, Bellows J. Medication use, emergency hospital care utilization, and quality-of-life outcome disparities by race/ethnicity among adults with asthma. *Am J Manag Care.* 2010;16:821–8.
- Silverberg JI, Gelfand JM, Margolis DJ, et al. Atopic dermatitis in US adults: from population to health care utilization. *J Allergy Clin Immunol Pract.* 2019;7:1524–32.e2.
- Brunner PM, Guttman-Yassky E. Racial differences in atopic dermatitis. *Ann Allergy Asthma Immunol.* 2019;122:449–55.
- Jothishankar B, Stein SL. Impact of skin color and ethnicity. *Clin Dermatol.* 2019;37:418–29.
- Sullivan K, Thakur N. Structural and social determinants of health in asthma in developed economies: a scoping review of literature published between 2014 and 2019. *Curr Allergy Asthma Rep.* 2020;20:5.
- Sitarik A, Havstad S, Kim H, et al. Racial disparities in allergic outcomes persist to age 10 years in black and white children. *Ann Allergy Asthma Immunol.* 2020;124:342–9.
- Whiteley J, Emir B, Seitzman R, Makinson G. The burden of atopic dermatitis in US adults: results from the 2013 National Health and Wellness Survey. *Curr Med Res Opin.* 2016;32(10):1645–51.
- Wei W, Ghorayeb E, Andria M, et al. A real-world study evaluating adequacy of Existing Systemic Treatments for patients with moderate-to-severe Atopic Dermatitis (QUEST-AD): baseline treatment patterns and unmet needs assessment. *Ann Allergy Asthma Immunol.* 2019;123:381–8.e2.
- Meltzer EO, Blaiss MS, Nathan RA, Doherty DE, Murphy KR, Stoloff SW. Asthma burden in the United States: results of the 2009 Asthma Insight and Management survey. *Allergy Asthma Proc.* 2012;33:36–46.
- Sanz de Burgoa V, Rejas J, Ojeda P. Self-perceived Sleep quality and quantity in adults with asthma: findings from the CosteAsma Study. *J Investig Allergol Clin Immunol.* 2016;2(6):256–62.
- Drucker AM, Qureshi AA, Amand C, et al. Health care resource utilization and costs among adults with atopic dermatitis in the United States: a claims-based analysis. *J Allergy Clin Immunol Pract.* 2018;6:1342–8.
- Teasdale E, Muller I, Sivyer K, et al. Views and experiences of managing eczema: systematic review and thematic synthesis of qualitative studies. *Br J Dermatol.* 2021;184(4):627–37.
- Peláez S, Lamontagne AJ, Collin J, et al. Patients' perspective of barriers and facilitators to taking long-term controller medication for asthma: a novel taxonomy. *BMC Pulm Med.* 2015;15:42.
- Nurmagambetov T, Kuwahara R, Garbe P. The economic burden of asthma in the United States, 2008–2013. *Ann Am Thorac Soc.* 2018;15:348–56.
- Sullivan PW, Slejko JF, Ghushchyan VH, et al. The relationship between asthma, asthma control and economic outcomes in the United States. *J Asthma.* 2014;51:769–78.
- Manhas KP, Olson K, Churchill K, Faris P, Vohra S, Wasylak T. Measuring shared decision-making and collaborative goal setting in community rehabilitation: a focused ethnography using cross-sectional surveys in Canada. *BMJ Open.* 2020;10:e034745.
- Azar MJ, Shen Z, Romanelli RJ, et al. Disparities in outcomes among COVID-19 patients in a large health care system in California. *Health Aff.* 2020;39:1253–62.
- Sandhu A, Korzeniewski SJ, Polistico J, et al. Elevated COVID19 mortality risk in Detroit area hospitals among patients from census tracts with extreme socioeconomic vulnerability. *EclinicalMedicine.* 2021;34:100814.
- Khazanchi R, Beiter ER, Gondi S, Beckman AL, Bilinski A, Ganguli I. County-level association of social vulnerability with COVID-19 cases and deaths in the USA. *J Gen Intern Med.* 2020;35:2784–7.
- Louisias M, Matsui E. Disentangling the root causes of racial disparities in asthma: the role of structural racism in a 5-year-old black boy with uncontrolled asthma. *J Allergy Clin Immunol Pract.* 2020;8:1162–4.

23. Sabin JA, Greenwald AG. The influence of implicit bias on treatment recommendations for 4 common pediatric conditions: pain, urinary tract infection, attention deficit hyperactivity disorder, and asthma. *Am J Public Health*. 2012;102:988–95.
24. Carlson S, Borrell LN, Eng C, et al. Self-reported racial/ethnic discrimination and bronchodilator response in African American youth with asthma. *PLoS ONE*. 2017;12:e0179091.
25. Tackett KJ, Jenkins F, Morrell DS, McShane DB, Burkhart CN. Structural racism and its influence on the severity of atopic dermatitis in African American children. *Pediatr Dermatol*. 2020;37:142–6.
26. Abuabara K, You Y, Margolis DJ, Hoffmann TJ, Risch N, Jorgenson E. Genetic ancestry does not explain increased atopic dermatitis susceptibility or worse disease control among African American subjects in 2 large US cohorts. *J Allergy Clin Immunol*. 2020;145:192-8.e11.
27. Health Equity Institute. The path to achieving health equity. <https://dev-sfsu-healthequity.pantheonsite.io/sites/default/files/images/infographic-path-to-health-equity.jpg>. Accessed 30 July 2021.
28. Wen C, Liu SH, Li Y, Sheffield P, Liu B. Pediatric asthma among small racial/ethnic minority groups: an analysis of the 2006–2015 National Health Interview Survey. *Public Health Rep*. 2019;134:338–43.
29. Rutter CE, Silverwood RJ, Asher MI, et al. Comparison of individual-level and population-level risk factors for rhinoconjunctivitis, asthma, and eczema in the International Study of Asthma and Allergies in Childhood (ISAAC) Phase Three. *World Allergy Organ J*. 2020;13:100123.